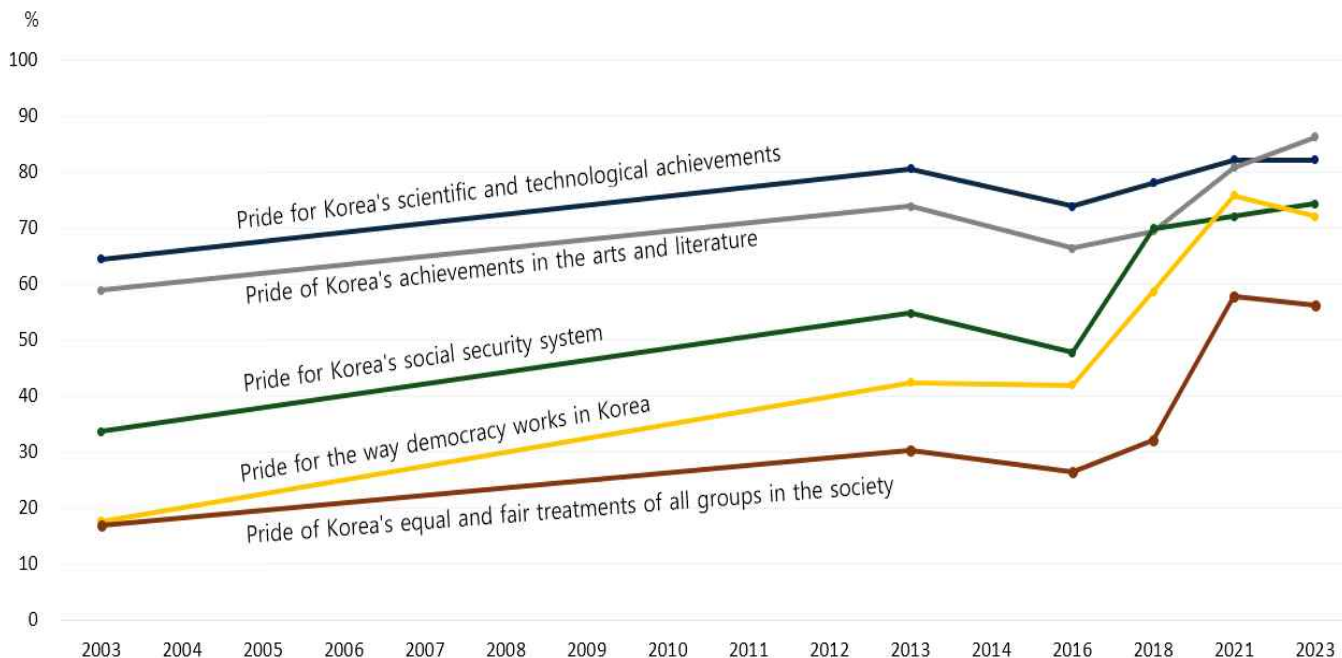


## National Pride of Koreans by Social Sector 2003-2023

(Very proud + Somewhat proud)



Foundation Data for Social Science in Korea

# Korean General Social Survey

## KGSS 2003-2023

### Co-authors

**Jibum Kim** Professor  
 Sungkyunkwan University  
**Seok-ho Kim** Professor  
 Seoul National University  
**Wonho Park** Professor  
 Seoul National University  
**Seulgi Choi** Professor  
 KDI School of Public Policy and Management

**Jeong-han Kang** Professor  
 Yonsei University  
**Changhwan Kim** Professor  
 University of Kansas  
**Yun-Suk Lee** Professor  
 University of Seoul  
**Sori Kim** Senior Researcher  
 Sungkyunkwan University



Jibum Kim	Professor of Sungkyunkwan University, Ph.D. In Department of Sociology, University of Chicago
Jeong-han Kang	Professor of Yonsei University, Ph.D. In Department of Sociology, University of Chicago
Seok-ho Kim	Professor of Seoul National University, Ph.D. In Department of Sociology, University of Chicago
Changhwan Kim	Professor of University of Kansas, Ph.D. In Department of Sociology, University of Texas at Austin
Wonho Park	Professor of Seoul National University, Ph.D. In Department of Political Science, University of Michigan
Yun-Suk Lee	Professor of University of Seoul, Ph.D. In Department of Sociology, University of Chicago
Seulgi Choi	Professor of KDI School of Public Policy and Management, Ph.D. In Sociology, University of North Carolina at Chapel Hill
Sori Kim	Senior Researcher of Sungkyunkwan University, Ph.D. In Department of Sociology, Sungkyunkwan University

한국종합사회조사 KGSS 2003-2023

초판 1쇄 인쇄 2024년 4월 26일  
초판 1쇄 발행 2024년 4월 30일

지은이 | 김지범 외  
펴낸이 | 유지범  
펴낸곳 | 성균관대학교 출판부

등 록 | 1975년 5월 21일 제1975-9호  
주 소 | 110-745 서울특별시 종로구 성균관로 25-2  
전 화 | 760-1253~4  
팩 스 | 762-7452  
홈페이지 | [press.skku.edu](http://press.skku.edu)

© 2024, 서베이리서치센터

ISBN 979-11-5550-633-2 94330  
ISBN 978-89-7986-593-6(세트)

\* 잘못된 책은 구입한 곳에서 교환해드립니다.  
\* 값은 뒤표지에 있습니다.



# Korean General Social Survey, 2003–2023

## CUMULATIVE CODEBOOK

October 2024

Conducted by Survey Research Center at Sungkyunkwan University

<http://kgss.skku.edu/>





# KOREAN GENERAL SOCIAL SURVEYS, 2003–2023 CUMULATIVE CODEBOOK

Principal Investigator:	Jibum Kim
Co-Principal Investigator:	Jeong-han Kang
	Seok-ho Kim
	Changhwan Kim
	Wonho Park
	Yun-Suk Lee
	Seulgi Choi
	Sori Kim
Researcher:	Worlhwa Kim
	Minyoung Yoo
Research Assistant:	Gwangjong Yu
	Yongmin Kim
	Kyuyoung Kim
	Wookyoung Kim
	Heesoo Min
	Seoyeon Choi

## BIBLIOGRAPHIC REFERENCE

Manuscripts using this data file should contain the following citation:

Jibum Kim, Jeong-han Kang, Seok-ho Kim, ChangHwan Kim, Wonho Park, Yun-Suk Lee, Seulki Choi, and Sori Kim. (2024). *Korean General Social Survey 2003–2023*. Seoul, Korea: Sungkyunkwan University.



# Survey Research Center

## Academy of East Asian Studies, Sungkyunkwan University

The Survey Research Center of the Academy of East Asian Studies at Sungkyunkwan University was established in 1997 as an academic research institution. The center conducted the Korean General Social Survey from 2003 to 2023.

Survey Research Center at Sungkyunkwan University  
25-2 Sungkyunkwan-ro, Hoam Hall #50607, Seoul 03063, Korea  
(Tel) 02-760-1270, 0709  
EMAIL: jbk7000@skku.edu  
kgss.src@gmail.com

This book is the result of research supported by the Ministry of Education of the Republic of Korea, the National Research Foundation of Korea(NRF-2020S1A3A2A03096777), and Sungkyunkwan University in 2020.



This book is the cumulative codebook for the Korean General Social Survey (KGSS) from 2003 to 2023. The KGSS is essential for understanding the changes in Korean society. The cumulative data for the KGSS from 2003 to 2023 were created by harmonizing the 2023 data with the cumulative data from 2003 to 2021. The codebook includes the distribution of responses for all surveyed items, questionnaires, interviewer guidelines, and references to facilitate understanding for researchers and students using the cumulative data. Researchers can download the cumulative data and related materials from the KGSS website (<http://kgss.skku.edu>).

This book could not have been published without the help of many individuals. First, we extend our gratitude to the 22,701 respondents who participated in the 16 KGSS surveys from 2003 to 2023, as well as to the 2,797 students who served as interviewers, and the 116 professors involved (see Appendix 5. List of Professors and Students Participating in the KGSS). We are particularly grateful for the generous support of Professors Junghwan Lee of Cheongju University (13 surveys), Taeryong Choi of Gyeongsang National University (12 surveys), Heejae Kim of Pusan National University (11 surveys), Jae-Mook Park of Chungnam National University (11 surveys), Young-Jeong Kim of Jeonbuk National University (10 surveys), Ju-Yul Lee of Namseoul University (9 surveys), and Han-Jin Eom of Hallym University (9 surveys). Due to the COVID-19 situation and funding constraints, the 2021 survey data were collected by a research company rather than by students. Similarly, the 2023 survey outsourced the interviews to a research company.

Second, we express our deep gratitude to the professors who utilized the KGSS in their statistics or survey methodology courses and to the many researchers who contributed to the development of social sciences in Korea by analyzing KGSS data (see Appendix 3. List of Publications Using KGSS). Third, we thank the former directors of the Sungkyunkwan University Survey Research Center—Hyunho Seok, Jonghoe Yang, and Sang-Wook Kim—for their dedication, and Jaeyeol Yee, the KGSS advisory chair, for their support under challenging conditions. We owe special thanks to Hyunho Seok, the founder of KGSS, for raising awareness among many social scientists in Korea about the importance of data quality and for laying the groundwork for research on survey methodology and survey quality improvement. Fourth, we appreciate Heechoon Shin for sample extraction and weighting work, and Mihee Ban for her work on industry and occupation classification. Finally, the completion of the codebook was made possible by the contributions of the research fellows at the Survey Research Center, Worlhwa Kim and Minyoung Yoo, as well as the assistants—students Gwangjong Yu, Yongmin Kim, Kyuyoung Kim, Wookyoung Kim, Heesoo Min, and Seoyeon Choi.

This book is the result of financial support from the National Research Foundation of Korea, the Sungkyunkwan University Foundation, and the Academy of East Asian Studies at Sungkyunkwan University for the collection of KGSS data. The Korean General Social Survey was made possible by the support of the National Research Foundation of Korea from 2003 to 2014. From 2016 to 2018, despite the discontinuation of support from the National Research Foundation of Korea, the KGSS was sustained thanks to the financial and moral support of various institutions and researchers, including Sungkyunkwan University, the Institute for Social Development and Policy Research at Seoul National University, the Korea Institute for Health and Social Affairs, and the Korea Institute of Public Administration. Fortunately, since 2020, the KGSS has received long-term data research funding from the Social Science Korea (SSK) program of the National Research Foundation of Korea. The KGSS in 2021 and 2023 was conducted with the support of the National Research Foundation of Korea and the Sungkyunkwan University Foundation.

Moving forward, we will continue to uphold the basic principles of the survey, maintain transparency in the overall survey process, and strive to produce quality data that contributes to



Korean social sciences. This will ensure that the sacrifices and efforts of those who have contributed to the Korean General Social Survey will not be in vain.

April 2024  
Jibum Kim



# List of Advisory and Executive Committee Members for the Korean General Social Survey (KGSS)

## Domestic Advisory Committee Members

Seoul	Jaeyeol Yee, Chairman of the Advisory Committee(Dept, of Sociology, Seoul National Univ), Bongoh Kye, Dong-Joon Shin(Dept, of Sociology, Koomin Univ), Doo-Whan Kim(Dept, of Sociology, Duksung Women's Univ), Sun-Woong Kim(Dept, of Statistics, Dongguk Univ), Young-Won Kim(Dept, of Statistics, Sookmyung Women's Univ), Juyeon Kim(Dept, of Urban Sociology, University of Seoul), JoongBaeck Kim, Jae-ryong Song(Dept, of Sociology, Kyung hee univ), Eun-hye Yoo(Dept, of Information Sociology, Soongsil univ), Geon Lee(Dept, of Public Administration, Hanyang Univ), Min-Ah Lee(Dept, of Sociology, Chung-Ang Univ), Jaemook Lee(Dept, of Political Science and Diplomacy, Hankuk Univeristy of Foreign Studies), Dong-Kyun Im(Dept, of Sociology, Seoul National Univ), Ock Tae Kim(Korea National Open Univ), Chanung Park, Joon Han(Dept, of Sociology, Yonsei Univ), Myoung-Jin Lee, Jae-Mahn Shim(Dept, of Sociology, Korea Univ), Yongmo Lee(Dept, of Public Administration, Konkuk Univ), SetByol Choi, HyunSoo Kim(Dept, of Sociology, Ewha Womans Univ), Shang E. Ha(Dept, of Political Science and Diplomacy, Sogang Univ)
Gyeonggi-do	Indeok Song(Dept, of Media Communication, Joongbu Univ), Jun ok Shin(Dept, of Social Welfare, Sungkyul Univ), Heeju Shin(Dept, of Sociology, Catholic University of Korea), JeongHee Yeo(Dept, of Consumer Science, Inha Univ), Sangkil Yoon(Dept, of Visual Media Communication, Shinhan Univ), Ji Eun Han(Dept, of Social Welfare, Pyeongtaek Univ), Jung-in Kim(Dept, of Public Administration, Suwon Univ), Jong-Seok Byun(Dept, of applied Statistics, Hanshin Univ), Woo Hyun Yoo(Dept, of Media Communication, Incheon Univ), Seung-Eun Cha(Dept, of Child and Family Welfare, Suwon Univ), Jeong-Hwa Ho(Dept, of Sociology, Ajou Univ)
Gangwon-do	Han-Jin Eom(Dept, of Sociology, Hallym Univ), Tae Jeong Lee(Dept, of Economics, Yonsei Univ), Yeojin Kim(Dept, of Sociology, Kangwon Univ)
Chungcheongbuk-do	JiHye Yeom(Dept, of Social Welfare, Jungwon Univ), Hae-Jin Lee(Dept, of Sociology, Chungbuk National Univ), Junghwan Lee(Dept, of Sociology, Cheongju Univ)
Chungcheongnam-do	Ju-Yul Lee(Dept, of Health Administration, Namseoul Univ), Junehyock Choi(Dept, of Media Communication, Soonchunhyang Univ ), Myung-jin Hwang(Dept. of Sociology, Korea Univ), Sun-Jae Hwang(Dept, of Sociology, Chungnam National Univ), Wonjae Lee(Graduate School of Cultrue Technology), Hye-Kyung Lee(Dept, of Public Administration, Pai Chai Univ), Cheng Sun Park(Dept, of Public Administration, Korean National Police Univ)
Gyeonggangbuk-do	Sung-Jin Ryu(Dept, of Media Communication, Deagu Univ), Jungkyu Park(Dept, of Psychology, Kyungpook National Univ), Hyoung-Jin Shin, Joo Eun Cho(Dept, of Sociology, Kyungpook National Univ), Woosuk Yun(Dept, of Police Administration, Keimyung Univ), Yongkyo Jung(Dept, of Sociology, Yeungnam Univ)
Gyeonggangnam-do	Heejae Kim(Dept, of Sociology, Pusan National Univ), Cheol Hyun Park(Dept, of Police Administration, Dong-eui Univ), Yoo-Jean Song, Sangwoo Yoon(Dept, of Sociology, Donga Univ), Dong-Gen Rui(Division of International and Area Stuides, Pukyong National Univ), Gun-hyuk Lee(Dept, of Media Communication, Changwon National Univ), Sungkyun Lee(Dept, of Social Welfare, Ulsan Univ), Juho Kim(Dept, of Sociology, Gyeongsang National Univ), Dong-Wan Kim(Dept, of Sociology, Kyungnam Univ)
Jeollabuk-do	Dong-Hoon Seol, Jae-Woo Kim(Dept, of Sociology, Jeonbuk National Univ), Jong-Il Baek(Department of Big Data and Financial Statistics, WonKwang Univ)
Jeollanam-do	Youngtae Kim(Dept, of Politics and Meida, Mokpo National Univ), Julia Jiwon Shin(Dept, of Sociology, Chonnam National Univ), Seonil Cho(Dept, of Public Administration, Sunchon Nation Univ), Byoung-Kuen Jhee(Dept, of Political Science and Diplomacy, Chosun Univ)
Jeju-do	Hyun Choe(Dept, of Sociology, Jeju National Univ)



## International Advisory Committee Members

Tom W. Smith (NORC, Univ. of Chicago), Chyi-in Wu (Academia Sinica), Noriko Iwai (Osaka Univ. of Commerce), Weidong Wang (Renmin Univ. of China), Hee-Choon Shin (National Center for Health Statistics), Hyeyoung Woo (Portland State University), Jinkook Lee (RAND/USC), Joonmo Son (National University of Singapore), Chaeyoon Lim (University of Wisconsin-Madison)

## Executive Committee Members of the Survey Research Center

Kihyun Kim (Dept. of Social Welfare, Sungkyunkwan Univ), Sungeun Chung (Dept. of Media Communication, Sungkyunkwan Univ), Minhyo Cho (Dept. of Public Administration, Sungkyunkwan Univ), Wonbin Cho (Dept. of Political Science and Diplomacy, Sungkyunkwan Univ), In soo Choe (Dept. of Child Psychology and Education, Sungkyunkwan Univ), Hye Sun Hwang (Dept. of Consumer Science, Sungkyunkwan Univ)



## Part1 Introduction of KGSS

<b>I. Introduction</b>	<b>• 1</b>
<b>II. Data</b>	<b>• 2</b>
<b>III. Survey Contents and Methods</b>	<b>• 4</b>
1. Survey Contents	4
2. Survey Methods	10
3. Use of Data	20

## Part2 Statistical table

<b>1. KGSS 2003-2023 Cumulative Codebook</b>	<b>• 27</b>
<b>2. ISSP Module</b>	<b>•408</b>
1) ISSP 2003/2013/2023 National Identity	408
2) ISSP 2004/2014/2023 Citizenship	429
3) ISSP 2005 Work Orientation	447
4) ISSP 2006/2016 Role of Government	465
5) ISSP 2007 Leisure Time and Sports	481
6) ISSP 2008/2018 Religion	496
7) ISSP 2009 Social Inequality	514
8) ISSP 2010/2020 Environment	535
9) ISSP 2011 Health and Healthcare	551
10) ISSP 2012 Family and Changing Gender Roles	562
<b>3. EASS Module</b>	<b>•577</b>
1) EASS 2006/2016 Family	577
2) EASS 2008/2018 Globalization & Culture	622
3) EASS 2010/2020 Health	640
4) EASS 2012/2023 Network Social Capital	661
<b>4. ESS Module</b>	<b>•684</b>
1) ESS 2023 Personal and Social Well-being	684
<b>5. KGSS 2003-2023 Characteristics of household members</b>	<b>•690</b>
Appendix1. 2003-2023 KGSS Questionnaires	714
Appendix 2. BIBLIOGRAPHY	715
Appendix 3. 2003-2023 KGSS Modules	716
Appendix 4. 2003-2023 KGSS Variables by Year	718
Appendix 5. The Subject Index	762



# I . INTRODUCTION

The Korean General Social Survey (KGSS), launched in 2003 by Hyun-ho Seok, Professor Emeritus of Sociology at Sungkyunkwan University, is a "publicly beneficial social science data creation project." Unlike commercial surveys, government surveys, or those conducted by public institutions, the KGSS was designed with a paradigm shift focusing on producing data with minimal overall survey errors. The founding principle was to prioritize academic integrity over other interests.<sup>1)</sup> The project traces its roots to a preliminary study supported by National Research Foundation of Korea under its basic academic support initiative. The KGSS Pilot Study, conducted by the Survey Research Center of the Academy of East Asian Studies at Sungkyunkwan University, was initiated with the following principles: it aimed to include "a broad range of core topics in social science" for "academic purposes," strictly adheres to "methodological principles," fulfills "ideal standards of probability sampling" through "periodic and repetitive methods," and enables "international comparative research," while making the data freely accessible.<sup>2)</sup>

The Korean General Social Survey (KGSS) is the "Korean version" of the General Social Survey (GSS), which was first established in 1972 by NORC at the University of Chicago and has had a tremendous global impact over the past 50 years.<sup>3)</sup> The KGSS is a large-scale academic project aimed at creating and disseminating a comprehensive research database that meets all of the ideal methodological standards. It covers a broad range of core topics that are essential to understanding Korean society, with annually repeated core questions and modules suggested by researcher. The KGSS also participates in cross-national survey research through its integration with the ISSP (International Social Survey Programme)<sup>4)</sup>, EASS (East Asian Social Survey)<sup>5)</sup> and the ESS (European Social Survey).<sup>6)</sup>

The excellence of KGSS is due to its high representativeness and survey repeatability: (1) High Representativeness: The KGSS prioritizes the representativeness of respondents over sheer number of respondents, ensuring that the sample accurately reflects the broader population. (2) Survey Repeatability: The cumulative nature of repeatedly surveying the core questions in the KGSS is essential for studying both societal stability and change. The value of pooled cross-sectional data, accumulated over multiple years, is greater than that of individual annual surveys.

Just as the General Social Survey (GSS) in the United States, which has received financial

- 
- 1) Seok, Hyunho, Yong-gap Moon, Hye-ran Koo, Sang-wook Kim, Jae-on Kim, Gi-soo Eun, Myung Jin Lee, Yun-suk Lee, Young-Kyu Lim, Gi-Seon Jung, Moon-kyung Choi, 2005, 『Korean General Social Survey 2003』. Sungkyunkwan University Press. (in Korean)
  - 2) Cha, Jong-cheon, Sang-wook Kim, Chun-ho Nam, Yong-kap Moon, Kyung-sook Park, Jeong-hwan Lee, Hye-kyung Lee, Gi-seon Jung, 2005. 『Upgrading Social Surveys: Beginning of The Korean General Social Survey (KGSS)』. Sungkyunkwan University Press. (in Korean)
  - 3) Smith, Tom W., Jibum Kim, Achim Koch, and Alison Park. 2006. "Social science research and the general social surveys." *Comparative Sociology* 5(1): 33-43.
  - 4) ISSP produces international comparative data with the participation of 45 countries worldwide. In South Korea, the Survey Research Center at the Institute of East Asian Studies, Sungkyunkwan University, is a member organization (<http://www.issp.org> ).
  - 5) EASS is a joint survey conducted by four East Asian countries (South Korea, Japan, China, and Taiwan) that carry out GSS-style data (<http://www.eassda.org>). In 2016 and 2018, EASS was jointly conducted by the Survey Research Center at Sungkyunkwan University and the Social Development Institute at Seoul National University.
  - 6) ESS (<https://www.europeansocialsurvey.org>) is an international comparative survey conducted biannually by European countries since 2002.



support from the National Science Foundation (NSF) for more than 50 years and serves as a key resource for understanding social change in the U.S., the active and extensive use of the KGSS is expected to provide a foundation for understanding social change in Korea.<sup>7)</sup>

## II. DATA

The KGSS samples men and women aged 18 and older, using a multistage area probability sampling method. Data collection is conducted through face-to-face interviews. The KGSS achieves a relatively high response rate compared to other surveys, maintaining strict adherence to probabilistic sampling principles. However, reflecting the difficulties of the overall survey environment<sup>8)</sup>, the response rate of the KGSS has also declined to around 40–50% since 2016. The number of respondents per year and the response rate were as follows: 1,315 in 2003(66%); 1,312 in 2004(66%); 1,613 in 2005(65%); 1,605 in 2006(64%); 1,431 in 2007(57%); 1,507 in 2008(60%); 1,599 in 2009(64%); 1,576 in 2010(65%); 1,535 in 2011(61%); 1,396 in 2012(56%); 1,294 in 2013(52%); 1,370 in 2014(55%); 1,051 in 2016(47%); 1,031 in 2018(43%); 1,205 in 2021(50%); 1,230 in 2023(51%).

The cumulative data from 2003 to 2023 has been compiled into a single file, making it easier for users to access the KGSS. During the harmonization process of each annual file, if variables had the same name despite being different in the publicly available data, new variable names were assigned in the cumulative dataset (for example, the variable name INTERNET from the 2013 survey was changed to INTRNT13 in the cumulative data). In such cases, the codebook includes two variable names for a single survey item in the questionnaire. The cumulative raw data for the years 2003–2013 and 2003–2014 was created by aggregating the publicly available annual data, and it includes corrections for errors found in the existing annual data. The cumulative dataset contains statistical tables for all annual items, along with appendices that include the variable name questionnaire, interviewer guidelines, the bibliography of KGSS literature, an overview of ISSP/EASS/ESS/researcher proposed modules, a list of participating professors and students in KGSS, the structure of the KGSS, and a comprehensive KGSS index. The table below explains the tables presented in the cumulative dataset for users.

**Table 684 Trust on leaders of the Blue House**

[Questionnaire] I am going to name some institutions in this country. As far as the people running these institutions are concerned, would you say you have a great deal of confidence, only some confidence, or hardly any confidence at all in them? The Blue House

[VAR] CONBLUHO

RESPONSE	PUNCH	03–07	2008	2009	2010	2011	2012	2013	2014	2016	2018	2021	2023	TOTAL
A great deal confidence	1	6.1	6.8	9.4	11.9	8.6	6.5	14.0	10.9	9.7	16.1	9.3	8.9	8.7
Only some confidence	2	47.5	43.8	43.7	46.8	50.0	42.7	52.7	40.8	41.7	54.6	48.6	47.2	46.8
Hardly any confidence at all	3	42.3	47.3	44.4	38.1	36.8	48.3	30.1	47.6	46.7	26.8	40.1	41.3	41.4
Dont' know/Can't choose/NA	–8	4.2	2.1	2.6	3.2	4.6	2.5	3.2	0.7	1.9	2.5	2.0	2.5	3.1
IAP	–1	0.0	0.0	0.0	0.0	0.0	0.0	0.0	0.0	0.0	0.0	0.0	0.0	0.0
N		7276	1508	1599	1576	1535	1396	1294	1370	1051	1031	1205	1230	22071

\* SHOW CARD(05–18)

\*\*\* Keyword: Social Institution, Trust, The Blue House

7) Kim, Jibum, 2022. "Social Trends in Korea before and after COVID–19 Pandemic, 2003–2021 Korean General Social Survey (KGSS)." *Survey Research* 23(1): 1–32 (in Korean)  
 Kim, Jibum (Ed.). 2023. *A Contemporary Portrait of Life in Korea: researching recent social and political trends*. Singapore: Springer.

8) Kim, Jibum, Deok Hyun Jang, Sori Kim, Jeong-han Kang, 2019, "Poll Trends: Surveys on Surveys." *Survey Research* 20(1): 131–164 (in Korean)



The table consists of title, item information, frequencies, availability of show cards, and changes in question or response categories. The title of the table shows the serial number and a brief description of the question, and below it shows the total questionnaire item and variable name. The frequency table includes the response categories and their corresponding variable values, as well as the distribution of responses for the years from 2003 to 2023 when the items were surveyed. Due to space constraints, the years 2003, 2004, 2005, 2006, and 2007 are grouped and denoted as '03-07'. The percentages for 2003-2007 may not accurately reflect the percentages for specific years due to a higher number of "not applicable" cases when not all questions were asked in each year. Therefore, the raw data should be used. The frequency figures are presented as percentages, rounded to one decimal place. Due to rounding at the second digit, there could be cases displayed as 0 which are not actually zero. (for example, 0.04% may be shown as 0). At the bottom of the frequency table, the total number of respondents (N) for each year is provided, allowing you to see how many people responded to each response category based on the distribution and number of respondents. The percentages in the table are weighted.

Other items includes the availability of show cards, changes in survey items and response categories, and keywords. If show cards were provided for an item (starting from 2016, show cards were provided for all items), this is noted in the annotations. If show cards were not provided for all surveyed years, only the years when show cards were available are indicated (for example, '05-18' means that show cards were provided from 2005 to 2018, implying that they were not provided to respondents in 2003 and 2004). Even if the same variable name was used, any changes in survey items and response categories were recorded to allow for comparison. Finally, keywords were created by borrowing as many words as possible directly from the survey items, though this was not always possible. Additionally, searching for keywords in the index of the cumulative dataset can help identify other variables corresponding to the same keywords.

The appendix includes the following: a questionnaire with variable names (Appendix 1), a bibliography of literature using KGSS (Appendix 2), Overview of ISSP/EASS/ESS/Researcher-proposed modules (Appendix 3), a status report on the composition of the survey that indicates which items were surveyed and when (Appendix 4), and an index related to the variables (Appendix 5).



### III. Survey Contents and Methods

#### 1. Survey Contents

The KGSS survey content includes core repeated items, ISSP topical modules, EASS topical modules, ESS topical modules (starting from 2023), and researcher-proposed items, all integrated as needed. The structure has enabled a wide range of academic research on Korean society, advancements in social science methodologies, studies on social changes in Korea, and cross-national comparative research. It is utilized across various societal fields and is widely used as an educational resource.<sup>9)</sup>

##### 1) Repeated Core Survey

The Repeated Core Survey is the item that is repeatedly asked every year. The questionnaire consists of about 140 items to grasp the socio-demographic background variables as well as key elements of political economy and society. This questionnaire identifies the stability and volatility of Korean society by repeatedly and continuously investigating major social issues with academic significance.

The content of each survey can be specifically described as follows:

**(1) Political questions:** National pride(KRPROUD 2003-2023), Political orientation (PARTYLR 2003-2023), Satisfaction on the current Korean politics (SATPOL 2003-2014, 2018-2023), Prospect on South Korean politics (POLPROS 2004-2014), Supporting political party (PRTYID 2003-2023), Preferring political party (PRTYPR 2003-2009, 2013-2023), Assessment on the current government's state affair administrations (CURGOV 2003-2018, 2023)

North Korea · National unification issue

View on North Korea NORTHWHO 2003-2023

Admitting the North Korean defectors NKACCEPT 2011-2016

Need for unification between South and North Korea UNIFI 2003, 2006-2023

**(2) Economic questions:** Satisfaction on the current economic state of Korea SATECO 2003-2008, 2011-2014, Prospect on the economic situation in South Korea ECOPROS 2003-2014

**(3) Social questions:**

Social trust and fairness

Assessment on fairness of most people FAIR 2003, 2005, 2007-2009, 2011-2023

Trustworthiness of the society RELIABLE 2004-2009, 2011-2014, 2018-2023

Trust on people CANTRUST 2004, 2007-2008, 2010-2012, 2014-2023

Trust on most people TRUST 2003, 2005-2006, 2009, 2013-2014

Trust in leaders who lead social groups (2003-2023)

Leaders of major companies CONBUS,

Leaders of the congress CONLEGIS,

Leaders of the Supreme Court CONJUDGE,

Leaders of the academic community CONSCI,

---

9) News on the Korean General Social Survey, <https://kgss.skku.edu/kgss/news.do>



Leaders of the military CONARMY,  
 Leaders of banks and financial institutions CONFINAN,  
 Leaders of the Blue House CONBLUHO,  
 Leaders of the civic activist organizations CONCSO,  
 Leaders of organized religion CONCLERG,  
 Leaders of education CONEDUC,  
 Leaders of organized labor CONLABOR,  
 Leaders of newspaper CONPRESS,  
 Leaders of broadcasting network CONTV,  
 Leaders of medicine CONMEDIC,  
 Leaders of national government CONGOVT,  
 Leaders of local government CONLGOVT,  
 Leaders of public opinion research centers CONRCH 2013–2023,  
 Leaders of prosecutors CONPROS 2023,  
 Leaders of national statistical office CONSTAT 2023  
 Leaders of national election commission CONELEC 2023  
 Assessment of government efforts to solve various social problems  
 The government's responsibility to decrease the income gap GOVEQINC 2003, 2009–2011, 2014, 2023

**(4) Background variable question:**

Respondent

Respondent's age AGE 2003–2023  
 Respondent's sex SEX 2003–2023  
 Respondent's marital status MARITAL 2003–2023  
 Monthly household income INCOME/INCOM0 2003–2023  
 Respondent's academic background EDUC 2003–2023  
 Whether Respondent has a job INCMR 2003–2023, EMPLOY 2003–2023  
 Respondent's reason for unemployment WHYNOE 2003–2023  
 Respondent's industry INDUSTRY 2003–2023, INDUS08 2003–2023, INDUS16 2003–2023  
 Respondent's occupation OCC 2003–2023, OCC08 2003–2023, OCC16 2003–2023

Spouse

Spouse's age OLD2 2012–2023  
 Spouse's sex GENDER2 2012–2023  
 Spouse's academic background SPEDUC 2003–2023  
 Whether living together or away AWAY2 2012–2023  
 Reason for not living together WHYAWY2 2012–2023  
 Whether the spouse has a job SPINCMR 2003–2023, EMPLOY2 2012–2023  
 Reason for unemployment WHYNOE2 2012–2023  
 Spouse's industry SPIND 2003–2023, SPIND08 2003–2023, SPIND16 2003–2023  
 Spouse's occupation SPOCC 2003–2023, SPOCC08 2003–2023, SPOCC16 2003–2023

Householder

Relation to respondent HDHEAD 2003–2023  
 Household head's relation to respondent number HHWHO 2003–2023  
 Household head's age HHAGE 2003–2023  
 Household head's sex HHSEX 2003–2023  
 Household head's marital status HHMARI 2003–2023  
 Household head's employment status HHEMPLY 2003–2023



Household head's reason for not living together HHWHYAWY 2003–2023

Whether living together or away HHAWAY 2003–2023

Reason for unemployment HHWHYNOE 2003–2023

Parent's education level

Father's academic background: highest school level PAEDUC 2003–2023

Mother's academic background: highest school level MAEDUC 2003–2023

Number of household member

Number of family members living together HOMPOP 2003–2023

Number of family members living away from respondent SEPAPOP 2003–2023

Number of non-family members living together UNRELAT 2003–2023

Religious affiliation and religious attendance

Respondent's religion RELIG 2003–2023

Respondent's religiousness RELITEN 2003–2023

Respondent's frequency of attending religious meetings ATTEND 2003–2009, 2011–2023

Subjective class

Subjective class identification (scale of 10) RANK 2003–2023

Subjective class identification (scale of 6) CLASS 2003–2005

Subjective class identification (scale of 6, 2006) CLASS06 2006–2008

Employee

Whether respondent is an employee EMPED 2003–2023

Respondent's employment status WGSTAT 2003–2023

Part-time or full time WGPTFL 2003–2023

Respondent's working hours WGWKHR 2003–2023

Respondent's working stability WGSTAB 2003–2004, 2006–2023

Number of employees in Respondent's work WGNOEMP 2003, 2005, 2013–2023

Whether Respondent is a union member WGUNN 2003–2023

Respondent's past experience as a union member WGUNNP 2004–2023

Respondent's self-employment status SFSTAT 2003–2023

Number of employees who work for Respondent SFNOHI 2003–2023

Part-time or full time SFPTFL 2004–2023

Respondent's working hours SFWKHR 2004–2023

Respondent's work period for the current job SFTENYR, SFTENMO 2005, 2007, 2009–2023

Number of Respondent's subordinates NUMSUP 2009–2023

Whether Respondent has subordinates or not EMSUBO 2003–2023

Total average monthly income from the main job RINCOM0/RINCOME 2003–2023

Whether Respondent has any extra income RXTINC/RXTINC0/RXTINCM 2008–2023

Respondent's attempt of job search for the past week UNSRCH 2003–2004, 2006–2023

Whether Respondent has income UNXTINC 2008–2023

Respondent's monthly income UNXTINCM 2008–2023

Whether Respondent has any work experience UNWKEX 2011–2023

Respondent's last work position UNSTAT 2003–2023

Respondent's number of employees for last self-employment UNNOHI 2004–2023

Whether Respondent had employees UNSUBO 2004–2023

Respondent's past working hours UNWKHR 2003–2023

Whether the spouse is an employee SPEMPED 2003–2023

Spouse's employment status SPWGSTAT 2003–2023

part-time or full-time SPWGPTFL 2003–2023

Spouse's working hours SPWGWKHR 2003–2023



Spouse's working stability SPWGSTAB 2003-2023  
 Spouse's past union experience SPWGUNNP 2003-2023  
 Spouse's past union experience SPWGUNNP 2004-2023  
 Spouse's self-employment status SPSFSTAT 2003-2023  
 Number of employees of the spouse SPSFNOHI 2003-2023  
 Part-time or full-time SPSFPTFL 2004-2023  
 Spouse's working hours SPSFWKHR 2004-2023  
 number of spouse's subordinates SPNUMSUP 2009-2023  
 Whether spouse has subordinates SPEMSUBO 2004-2023  
 Spouse's monthly income SPINCOME/SPINCOM0 2003-2023  
 Whether the spouse has any extra income SPXTINC 2008-2023  
 Spouse's monthly extra income SPXTINCM/SPXTINC0 2008-2023  
 Spouse's attempt to find a job for the past week SPUNSRCH 2003-2004, 2006-2023  
 Whether the spouse has an income SPUNXTN 2008-2023  
 Total average monthly income SPUNXTN0/SPUNXTNM 2008-2023  
 Whether the spouse has any work experience SPUNWKEX 2011-2023  
 Spouse's last work position SPUNSTAT 2003-2023  
 Number of Spouse's last employees SPUNNOHI 2004-2023  
 Whether the spouse had any subordinate SPUNSUBO 2004-2023  
 Spouse's past working hours SPUNWKHR 2003-2023

Employment status

R's employment sector WGSECT 2003-2023

Spouse's employment sector SPWGSECT 2003-2023

## 2) Cross-National Comparative Survey

The KGSS contributes to understand social change within Korea and also participates in ISSP, EASS, and ESS to gather data for cross-national comparative studies.

### (1) ISSP Topical Module Investigation

ISSP is a collaborative project for international comparative research (<http://www.issp.org>). Founded in 1984, the International Social Survey Programme is a consortium with 45 member countries as of 2024. The member countries of ISSP determine the survey topics and questionnaire items at the annual general assembly and conduct the surveys. The data generated from this survey has been used in 10,952 publications as of September 2022, widely recognized as one of the most important datasets for international comparative research.<sup>10)</sup>

At the ISSP General Meeting in 2003, Sungkyunkwan University's East Asia Academy Survey Research Center was officially designated as Korea's representative member organization and subsequently collected data for the national identity module that same year. There are 11 subject modules that ISSP has developed so far (see <Table 1>).

---

10) Haller, M., Jowell, R., and Smith T. W. 2009. *The international social survey program: Charting the globe*. NY: Routledge.  
 Jibum Kim, 2016. "International Social Survey Programme (ISSP)." *KIPA Survey Forum* 16: 50-57 (in Korean)



<Table 1> ISSP Topical Module Research, 1985-2023

ISSP Subject Module	ISSP Subject Module Year					Years of Korea's participation	
Role of Government	1985	1990	1996	2006	2016	2006	2016
Social Networks and Social Resources*	1986	2001	2017				
Social Inequality	1987	1992	1999	2009	2019	2009	
Family & Changing Gender Role	1988	1994	2002	2012	2022	2012	
Work Orientations	1989	1997	2005	2015		2005	
Religion	1991	1998	2008	2018		2008	2018
Environment	1993	2000	2010	2020		2010	2021
National Identity**	1995	2003	2013	2023		2003	2013 2023
Citizenship**	2004	2014	2023			2004	2014 2023
Leisure Time & Sports	2007					2007	
Health and Healthcare	2011	2021				2012	

\* The 「Social Networks」 module from 1986 and 2001 evolved into the 「Social Networks and Social Resources」 module in 2017.

\*\* The 「National Identity」 and 「Citizenship」 modules were combined to form the 「National Identity & Citizenship」 module in 2023.

Recent and upcoming themes include "National Identity and Citizenship" in 2023, "Digital Society" in 2024, "Labor Orientation" in 2025, and "The Role of Government" in 2026. Among these modules, all except for 「Leisure and Sports」 have already been surveyed cyclically 2 to 5 times over a period of several years (approximately 5 to 10 years). Cyclically surveyed modules typically include about two-thirds of the questions from previous modules. The introduction of new questions or modification of existing ones is determined through in-depth discussions among member countries, considering recent social·academic significance. There have been changes to the ISSP modules: "Leisure and Sports" was excluded, and the two previously independent modules, "National Identity" and "Citizenship," were merged into a single "National Identity and Citizenship" module. Additionally, a new "Digital Society" module was developed.<sup>11)</sup> Unless new modules are designated in the future, these modules are expected to be surveyed on a cyclical basis, roughly every 10 years. By repeating the topical modules at such intervals, ISSP generates data that allows for the analysis of global changes in a comparative context between countries or continents. A more detailed introduction to the main topics to be covered in ISSP's 2023 "National Identity and Citizenship" and 2024 "Digital Society" modules is as follows:

#### ① 2023 「National Identity and Citizenship」 Module

Topics include opinions on the nation, the necessity of the state, national pride, views on immigrants, opinions on foreign countries and international relations, conditions for being a true citizen, efforts required to become a true citizen, values related to being a good citizen, opinions on democracy, government policies, political orientation, public

11) The development of 「Digital Society」 module involved participants from Austria (Anja Eder, Markus Hadler, and Matthias Penker), France (Sonja Zmerli), the Philippines (Irema Labucay and Jay Sandoval), South Africa (Benjamin Roberts and Jare Struwig), and South Korea (Jibum Kim). After the first official module development meeting began in October 2021, it was finalized in August 2023.



services, media, and perceptions of politicians and social leaders.

## ② 2024 「Digital Society」 Module

Topics include the extent of internet usage, proxy use of the internet, locations of internet use, avoidance of internet use, purposes of internet use, internet skills, online interactions, online media, online polarization, expression of political opinions online, values related to technology, online crime, political participation both online and offline, social trust, trust in institutions, data security, government and corporate surveillance, digital inequality, and issues related to artificial intelligence and robotics.

## (2) EASS Topical Module Research

EASS (East Asian Social Survey) is a collaborative organization established in 2003 under Korea's initiative, aimed at promoting comparative research in East Asia among four countries—Korea, Japan, China, and Taiwan—that conduct General Social Survey (GSS)-type social surveys. EASS has conducted six surveys(「Family in East Asia」 in 2006 and 2016; 「Globalization & Culture in East Asia」 in 2008; 「Health in East Asia」 in 2010; 「Network Social Capital in East Asia」 in 2012). The fifth module, 「Work Life in East Asia」 which was scheduled for 2015, was not conducted in Korea and Japan. In 2018, the 「Globalization & Culture in East Asia」 survey was repeated for the second time, following the initial survey in 2008. In 2021, the 「Health in East Asia」 survey from 2010 was revisited. In 2023, the 「Network Social Capital in East Asia」 module from 2012 was conducted again.

Since the establishment of EASS, the Survey Research Center has taken on a leading role by representing EASS as a whole, undertaking the cleaning, integration, and harmonization of EASS raw data, and serving as a data archiving institution that disseminates this information worldwide(EASSDA, <http://www.eassda.org>). The total number of applications to EASSDA so far is 6,758, with the number of applications by country and module as follows:

- (1) Application status by country: Applications have been made from various countries around the world, including China (2,162 applications), Taiwan (1,385), Korea (661), the United States (626), Japan (579), and the United Kingdom (321).
- (2) Application status by module: Family (2006) 1,376 applications, Culture (2008) 1,419 applications, Health (2010) 1,295 applications, Social Networks (2012) 1,198 applications, Work Life (2015) 500 applications, Family (2016) 537 applications, and Culture (2018) 433 applications.

In the future, EASS plans to no longer develop new modules and will instead repeat the existing five modules every 10 years. The main topics of the 2023 「Network Social Capital in East Asia」 survey are as follows:

### ○ 2023 「Network Social Capital in East Asia」 Module

Topics include membership in specific social organizations, participation in activities within those organizations, relationships within the organization, contact with family and relatives, contact with acquaintances outside the family, occupations of relatives and acquaintances, acquaintances living abroad, assistance from acquaintances, sociability, relationships with neighbors, topics of conversation with local neighbors, community service activities, political opinions, levels of trust by occupation, and values regarding human nature.

## (3) ESS Topical Module Survey

On February 7, 2023, a research collaboration agreement was signed with Professor Rory Fitzgerald, the Director of ESS.<sup>12)</sup> In 2023, the 「Personal and social well-being」 module was



surveyed. In 2025, a Gender module is scheduled to be investigated. A foundation has been established to enhance international comparative research between Korea and European countries in the future. The main topics of the 2023 'Personal and social well-being' survey are as follows:

○ 2023 'Personal and social well-being' Module

Topics include participation in volunteer or charitable organizations, optimistic attitudes toward the future, emotional experiences, social respect, intimacy, investment in oneself, exchange of help and support, and the degree of social relationships.

#### **(4) Researcher-Proposed Special Module Survey**

The researcher-proposed special module survey is a module suggested by researchers, who pay a certain research fee to include it in the KGSS for implementation. This researcher-proposed special module survey has the advantage of supplementing the shortfall in research funding received from existing research foundations, allowing researchers to conduct their studies at a lower cost.

## **2. Survey Methods**

The Survey Research Center has endeavored to steadily improve the quality of the KGSS over the past 20 years. To generate trustworthy research results using KGSS data, data representativeness and reduction of overall survey errors are essential. The KGSS researchers and data managers continually strive to actively address and improve upon issues identified in the previous data collection process.

### **1) 2003 - 2023 Sample Design**

#### **2003-2014**

##### **(1) Sample Selection**

The population for the KGSS consists of adult men and women aged 18 and older who reside in households across the country, do not live in institutions (e.g., dormitories, military bases), and can communicate in Korean. The sample size of the first (2003) and the second (2004) surveys was 2,000 but it was increased to 2,500 with the third (2005) survey to reduce standard errors and increase effective sample sizes. Between 2003 and 2005, data from the Ministry of the Interior and Safety was utilized instead of constructing sampling frames of households. The sample was selected using a multi-stage area probability sampling method. This method selects clusters with probability proportional to size (PPS) within stratum at each stage, and details are as follows:

- 1) The final number of sampling blocks was set at 200, which were then allocated to the metropolitan cities and provinces nationwide based on the most recent "Resident Registration Population Statistics" in proportion to the distribution of households. From each metropolitan city and province, the allocated number of primary sampling units (PSUs), such as Dong/Eup/Myun, was randomly selected using the principle of population-proportional probability sampling.

---

12) <https://www.europeansocialsurvey.org/news/article/agreement-korean-general-social-survey>



- 2) From the selected Dong/Eup/Myuns, the secondary sampling units (Tong/Ban for Dong, and Li for Myun) were randomly selected with the PPS method.
- 3) Within the selected Tong/Ban or Li, listers constructed the sampling frame using the traditional listing method or dependent listing method when a resident center's household list is available. After receiving the completed sampling frame, the Survey Research Center randomly selects 12 or 13 households in each of the selected areas and sends the list of selected households to each School Survey Team Coordinator.<sup>13)</sup>
- 4) Interviewers visit the selected households in person, carefully list all adults 18 years of age and older within each selected household, and select an adult with the earliest birthday for the main interview. However, in 2006 and 2007, an adult member with the last birthday was selected for the main interview.

## 2016–2023<sup>14)</sup>

If there were a complete list of all adults, we would directly extract samples from that list. However, since such a list does not exist, we have selected tentative respondents using a regional probability sampling method through a four-step process. In this four-step process, the first three steps involve selecting households, and the final step is to identify eligible respondents from each selected household.

Until 2018, we used units such as "Tong/Ban" or "Tong/Li" as the second sampling unit, but starting in 2021, we began using the Statistical Office's Output Area.<sup>15)</sup> The Statistical Office's Output Area is the smallest statistical collection area constructed based on the basic unit's population size (ideally 500 people), socioeconomic homogeneity (housing type, land price), and the shape of the area. The Statistical Office provides boundary maps and statistics on population, households, housing, and businesses through its geographic information service (<https://sgis.kostat.go.kr>).

### (1) Selection of Primary Sampling Unit

The primary sampling unit (PSU) for the 2016–2023 KGSS is a Dong, Eub, or Myon. We selected PSUs (2016 = 100, 2018/2021 = 200) randomly with probability proportional to size.

#### A. Sampling Frame

The sampling frame was the list of local government administrative divisions and Dong/Eub/Myon. (3,496 Dong/Eub/Myon in 2015; 3,510 Dong/Eub/Myon in 2019; 3,518 Dong/Eub/Myon in 2022)

#### B. Stratification and Sample Allocation

We explicitly stratified the frame to improve the efficiency of estimates considering urban/rural difference. The primary sampling units were independently selected from each stratum, which consists of metropolitan cities and provinces. Based on the number of households in each metropolitan city and province, 100 primary sampling units were allocated in 2016, and 200 units

13) Ku, Myojung, Sori Kim, Hayoung Kim, and Jibum Kim. 2014. "Creating the Household Sampling Frame: The Korean General Social Survey (KGSS)." *Survey Research* 15(4): 153–174. (in Korean)

14) Cochran, W. G. 1977. *Sampling Techniques* (3rd ed.). New York: Wiley.

Kish, L. 1965. *Survey Sampling*. New York: Wiley.

Sarndal, C-E., Swensson, B., and Wretman, J. 1992. *Model Assisted Survey Sampling*. New York: Springer.

15) Kim, Jibum, Gwangjong Yu, Kyuyoung Kim, Worlhw Kim, Dongping Yang, Sori Kim, 2023. "Using Administrative Data and Dependent Household Listing for the Household Sampling Frame: 2023 Korean General Social Survey." *Survey Research* 24(4): 73–90.



were allocated after 2018.

$MOS_{ij}$  : Households number of metropolitan city/province( $i^{th}$ ) Dong/Eub/Myeon( $j^{th}$ )

$n_i$  : Allocated primary sampling units allocated number of metropolitan city/province( $i^{th}$ )

$N_i$  : Whole Dong/Eub/Myeon number of metropolitan city/province( $i^{th}$ )

$$n_i = \text{Number of PSUs (2006 = 100, since 2016 = 200)} \times \frac{\sum_{j=1}^{N_i} MOS_{ij}}{\sum_{i=1}^{17} \sum_{j=1}^{N_i} MOS_{ij}}$$

The allocation of sampling units was done using rounded integers. <Tables 2>, <Table 3>, and <Table 4> show the number of households in each stratum, which are the metropolitan cities and provinces, and the proportionate allocation of primary sampling units.<sup>16)</sup>

### C. Selection

The required number of PSUs was systematically selected from the list of Dong/Eub/Myon's in each KwangYok Si/Do. The frame was sorted by KwangYok Si/Do and Gu/Gun before selecting samples. Details on the systematic selection method can be found in Cochran (1977), Kish (1965), and Sarndal, *et al.* (1992).

$p_{ij}$  : The inclusion probability of the  $j^{th}$  Dong/Eub/Myon and the  $i^{th}$  KwangYok Si/Do

$$p_{ij} = n_i \times \frac{MOS_{ij}}{\sum_{j=1}^{N_i} MOS_{ij}}$$

### (2) Selection of SSUs

The secondary sampling unit (SSU) was defined as Tong/Ban (for Dong) or Li (for Myun) until 2018. The second sampling unit has been defined as a census block since 2021. From each selected dong/eup/myeon, one second sampling unit is systematically selected by applying the principle of probability proportional to population size.

$MOS_{ijk}$  : The number of households in census block( $k^{th}$ ) of KwangYok Si/Do( $i^{th}$ ) and Dong/Eub/Myon( $j^{th}$ )

$p_{k|ij}$  : The conditional selection probability in the census block( $k^{th}$ ) in each KwangYok Si/Do( $i^{th}$ ) and Dong/Eub/Myon( $j^{th}$ )

$$p_{k|ij} = \frac{MOS_{ijk}}{MOS_{ij}}$$

### (3) Selection of Households

The sampler uses the dependent listing method when sampler obtained traditional listing or household-related data from the local community center as sampling frame in the selected

---

16) Since 2016, Sejong Special Autonomous City should have a primary sampling unit of 0 during rounding, meaning it should not be included. However, to include Sejong Special Autonomous City in the sample, a random sampling unit was assigned.



census block (or tong/ban/ri until 2018). When this household sampling frame is sent to the Survey Research Center, the center randomly selects a predetermined number of households (16–24 households in 2016, and 12 households from 2018 onwards) from the selected area.

$p_{l|kij}$  : The conditional selection probability in the census block( $k^{\text{th}}$ ) in each KwangYok Si/Do( $i^{\text{th}}$ ) and Dong/Eub/Myon( $j^{\text{th}}$ )

$$p_{l|kij} = \frac{m}{MOS_{ijk}}$$

The overall unconditional selection probability of households is a constant. The KGSS household samples since 2016 have been selected using the equal probability of selection method (EPSEM).

$$\begin{aligned} p_{ijkl} &= \text{Number of PSUs (2016 = 100, since 2018 = 200)} \times \frac{\sum_{j=1}^{N_i} MOS_{ij}}{\sum_{i=1}^{17} \sum_{j=1}^{N_i} MOS_{ij}} \times \frac{MOS_{ij}}{\sum_{j=1}^{N_i} MOS_{ij}} \times \frac{MOS_{ijk}}{MOS_{ij}} \times \frac{m}{MOS_{ijk}} \\ &= \text{Number of PSUs (2016 = 100, since 2018 = 200)} \times \frac{m}{\sum_{i=1}^{17} \sum_{j=1}^{N_i} MOS_{ij}} \end{aligned}$$

#### (4) Selection of Persons

After compiling a list of adults 18 years or older for each selected household, an adult is selected using the last birthday method at the time of the interview. The total number of completed interviews was 1,051 in 2016. In 2018, we used Kish Table to select a respondent. In 2021, we selected the household member who recently celebrated his/her birthday as a final interviewee. The total number of completed interviews was 1,031 in 2018, 1,205 in 2021 and 1,230 in 2023.



<Table 2> Stratum Size and Sample Allocation: 2016, 2018

Stratum	Si/Do	Household Count	Percent	2016 Allocated PSUs <sup>1)</sup>	2018 Allocated PSUs <sup>1)</sup>
1	Seoul Special Metropolitan City	4,194,176	20.23	20	40
2	Busan Metropolitan City	1,416,648	6.83	7	14
3	Daegu Metropolitan City	970,618	4.68	5	9
4	Incheon Metropolitan City	1,136,280	5.48	5	11
5	Gwangju Metropolitan City	573,043	2.76	3	6
6	Daejeon Metropolitan City	592,508	2.86	3	6
7	Ulsan Metropolitan City	442,250	2.13	2	4
8	Sejong Metropolitan Autonomous City	62,807	0.30	1	1
9	Gyeonggi-do Province	4,786,718	23.08	23	46
10	Gangwon-do Province	673,978	3.25	3	7
11	Chungcheongbuk-do Province	656,321	3.17	3	6
12	Chungcheongnam-do Province	871,459	4.20	4	8
13	Jeollabuk-do Province	774,562	3.74	4	8
14	Jeollanam-do Province	840,864	4.06	4	8
15	Gyeongsangbuk-do Province	1,153,559	5.56	6	11
16	Gyeongsangnam-do Province	1,343,984	6.48	6	13
17	Jeju Special Self-Governing Province	246,516	1.19	1	2
All		20,736,291	100.00	100	200

Note: <sup>1)</sup> 1 unit is allocated to stratum 8.



<Table 3> Stratum Size and Sample Allocation: 2021

Stratum	Si/Do	Household Count	Percent	2021 Allocated PSUs <sup>1)</sup>
1	Seoul Special Metropolitan City	3,839,765	19.22	39
2	Busan Metropolitan City	1,363,608	6.83	14
3	Daegu Metropolitan City	957,516	4.79	10
4	Incheon Metropolitan City	1,094,749	5.48	11
5	Gwangju Metropolitan City	578,559	2.90	6
6	Daejeon Metropolitan City	602,175	3.01	6
7	Ulsan Metropolitan City	431,391	2.16	4
8	Sejong Metropolitan Autonomous City	119,029	0.60	1
9	Gyeonggi-do Province	4,751,498	23.78	48
10	Gangwon-do Province	628,484	3.15	6
11	Chungcheongbuk-do Province	640,977	3.21	6
12	Chungcheongnam-do Province	851,124	4.26	9
13	Jeollabuk-do Province	732,980	3.67	7
14	Jeollanam-do Province	737,406	3.69	7
15	Gyeongsangbuk-do Province	1,094,535	5.48	11
16	Gyeongsangnam-do Province	1,306,394	6.54	13
17	Jeju Special Self-Governing Province	248,998	1.25	2
All		19,979,188	100	200

Note: <sup>1)</sup> 1 unit is allocated to stratum 8.



<Table 4> Stratum Size and Sample Allocation: 2023

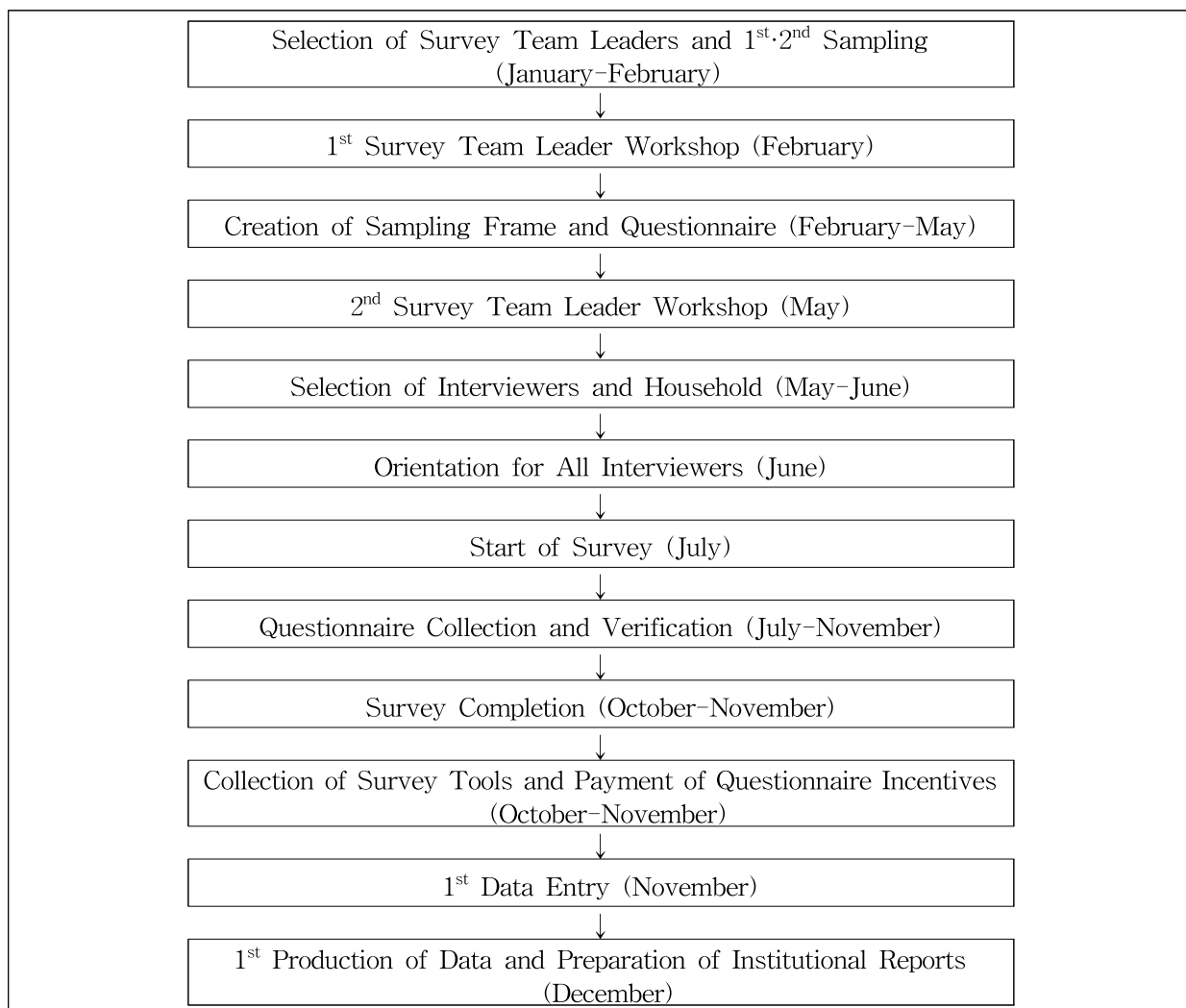
Stratum	Si/Do	Household Count	Percent	2023 Allocated PSUs <sup>1)</sup>
1	Seoul Special Metropolitan City	4,046,799	18.87	38
2	Busan Metropolitan City	1,431,365	6.67	13
3	Daegu Metropolitan City	1,000,931	4.67	9
4	Incheon Metropolitan City	1,183,610	5.52	11
5	Gwangju Metropolitan City	615,693	2.87	6
6	Daejeon Metropolitan City	640,085	2.98	6
7	Ulsan Metropolitan City	451,432	2.10	4
8	Sejong Metropolitan Autonomous City	145,295	0.68	2
9	Gyeonggi-do	5,290,662	24.67	49
10	Gangwon-do	674,728	3.15	6
11	Chungcheongbuk-do	695,611	3.24	6
12	Chungcheongnam-do	915,634	4.27	9
13	Jeollabuk-do	772,471	3.60	7
14	Jeollanam-do	777,358	3.62	7
15	Gyeongsangbuk-do	1,156,645	5.39	11
16	Gyeongsangnam-do	1,378,982	6.43	13
17	Jeju Special Self-Governing Province	271,162	1.26	3
All		21,448,463	100	200



## 2) Fieldwork

From 2003 to 2018, actual surveys were conducted using the inter-university survey network, which has proven to be effective in both cost and data quality. The inter-university survey network organizes survey teams composed of one cooperating professor and one survey team leader, along with 5 to 15 interviewers at each university nationwide (Reference: Appendix 5. List of Collaborating Professors and Students in KGSS). The cooperating professor at each university guides the survey team, while the survey team leader manages and supervises the sampling and fieldwork in their designated area. To facilitate the fieldwork, the 'Regional Survey Team Leader' system, first introduced in 2004, has significantly contributed to improving its quality. The Regional Survey Team Leaders are primarily university students who have basic knowledge of social survey methods and fieldwork experience. Including these individuals, it is essential for all interviewers to understand the purpose and significance of the KGSS, as well as familiar with key aspects of the questionnaire and survey procedures in order to successfully conduct the fieldwork. In 2021, due to survey costs and the COVID-19 situation, a survey firm conducted the fieldwork. In 2023, the survey firm also carried out the interviews

[Figure 1] Flowchart of the Survey Implementation Process



The above [Figure 1] illustrates the survey implementation process involving 37 universities in 2016 and 45 universities in 2018. In 2016, students were recommended as survey team leaders through cooperating professors from 37 universities nationwide, with the same process conducted



for 45 universities in 2018. In 2016, the center extracts 100 primary sampling units (dong/eup/myeon), with 200 extracted in 2018, followed by the selection of the secondary sampling units (Tong/Ban or Tong/Li). Once the survey team leaders from each university and the secondary sampling units are confirmed, the first survey team leader workshop is held. The workshop provides an overview of the research process, guidance on the roles of the team leaders, and training on how to create the sampling framework. After the workshop, the team leaders will visit the selected Tong/Ban or Tong/Li to develop the sampling framework. Once all the sampling frameworks created by the research team leaders are collected, the center will review them and request corrections or improvements for any inaccuracies or incomplete sections. Meanwhile, the center will begin developing the survey questionnaire as the team leaders are preparing the sampling frameworks. Once the sampling framework is complete, a second workshop for the research team leaders will be held to provide training on selecting interviewers and to conduct pre-survey training using the questionnaire developed by the center. While the research team leaders select interviewers and carry out the pre-survey, the center will finalize the household selection based on the sampling framework. After all preparations are complete, the center will convene the research team leaders and interviewers from all collaborating universities for a comprehensive orientation for all interviewers. At this time, the center will provide training on the purpose of the survey and practical survey methods. The interviewers will begin conducting the survey immediately after the orientation. In 2018, due to budget constraints, interviewer training was conducted at each university under the supervision of the university team leaders, using an "interviewer training video."<sup>17)</sup>

Since 2016, the selected households have been divided into odd-numbered and even-numbered sampling groups. Interviewers used Form A for odd-numbered households and Form B for even-numbered households, a method employed for survey experiment.<sup>18)</sup> After completing the questionnaire, interviewers submit the completed questionnaires to the team leader, who reviews them before sending them to the center. The center then examines all received questionnaires and begins data entry. After the survey is completed, all survey tools—including the questionnaires, incomplete records, and respondent incentives—are collected and verified before the survey fees are paid. Following the completion of data entry, the data cleaning process begins immediately.

The details related to the overall survey process are as follows:

First, the survey is conducted through in-person interviews. However, before the interviewers visit the selected households, a letter requesting participation is sent. For households that do not respond or are difficult to contact, multiple follow-up letters are dispatched. This approach to contacting the respondents can be considered a mixed-mode survey.

Second, to assist the local team leaders and interviewers in conducting the survey, center researchers maintained ongoing communication throughout the survey period. To assist team leaders in creating the sampling framework, the center communicated with all local administrative offices and sent cooperation letters. Additionally, efforts were made to facilitate contact between interviewers and households in apartments, villas, and multi-unit residences through phone calls and sending cooperation letters to building managers. Furthermore, center research assistants maintained regular communication with team leaders via phone and messaging apps to promptly address any issues. Notably, in 2016 and 2018, a group chat was established with the PI and local university team leaders, enabling the PI to quickly respond to

---

17) [https://youtu.be/XR10X\\_w9VI8](https://youtu.be/XR10X_w9VI8)

18) Kim, Jibum, Sori Kim, Jeong-han Kang, 2019. "Survey Experiment on Close-Ended and Open-Ended Questions: 2016 Korean General Social Survey (KGSS)" *Survey Research* 20(3): 65-82. (in Korean)



address field challenges and concerns.

Third, the Survey Research Center strictly adheres to the principle that interviewers are not permitted to arbitrarily substitute samples, whether households or household members, under any circumstances. If a sample household is replaced or if an interviewee within the sample household is incorrectly selected, a re-survey will be conducted without exception.

Fourth, the Survey Research Center stresses the importance of interviewers making continuous repeat visits to maximize response rates.

Fifth, the questionnaires collected during the fieldwork are immediately subjected to a verification process to check for any missing responses or logical inconsistencies. If any issues are found, supplementary surveys are promptly conducted through phone calls or revisits. In previous years, follow-up phone surveys were used to address missing items after all questionnaires had been collected. However, this practice was discontinued from 2016 due to timing issues between the actual interviews and the phone surveys, which made it difficult to accurately capture respondents' attitudes and behaviors at the time of the survey. While this method helped reduce missing data, it also had the disadvantage of not being able to pinpoint which specific items had missing responses.<sup>19)</sup>

Sixth, during the fieldwork, the paper-and-pencil interview method (PAPI) was the standard approach for data collection. However, when interviewer-administered interviews were not possible, a self-administered questionnaire method (SAQ) was used. Starting in 2021, interviews utilized both tablet-assisted personal interviews (TAPI) and paper questionnaires (PAPI). Among 1,205 respondents, 90.4% were surveyed using tablets, while 9.6% used paper questionnaires. In 2023, among 1,230 respondents, 99.0% were surveyed using tablets, and 1.0% used paper questionnaires.

Seventh, the KGSS utilized show cards. Show cards are large, clearly printed cards displaying the response categories of the item. During interviews, the interviewer presents the relevant show card to the respondent, which enhances the efficiency of the interview process. Unlike previous years, starting in 2016, show cards were used for all questions. For example, in response to the question, "1. Would you say that most of the time people try to be helpful, or they are mostly just looking out for themselves?" the response categories on the questionnaire are: "① Try to be helpful ② Just look out for themselves (3) Depends (4) Don't know". In the KGSS, the interviewer reads aloud response categories with numbers inside a circle. However, for categories with numbers inside parentheses, the interviewer does not read them aloud. Instead, they are recorded only if the respondent voluntarily provides that answer. The use of show cards may influence responses to "(3) Depends".

Eighth, in the KGSS over the past 20 years, a separate 'Interviewer Observation Record' section has been included at the end of the questionnaire. This section allows the interviewer to immediately record details about the interview circumstances, such as interview date and time, presence of others during the interview, the respondent's attitude, their level of understanding of the questions, and any difficulties in making contact.

Finally, beginning in 2021, a survey of interviewers has been conducted to identify their characteristics, attitudes related to the interview process, and behaviors during interview situation.<sup>20)</sup>

---

19) When there are few missing values for certain, it may be a result of research agency's effort to minimize missing data.

Kim, Jibum and Sori Kim, 2015. "Questions of High Nonresponse Items: 2003-2010 Korean General Social Survey." *Survey Research* 16(4): 147-172. (in Korean)

Kim, Jibum, Jaesok Son, Peter K. Kwok, Jeong-han Kang, Faith Laken, Jodie Daquilanea, Hee-Choon Shin, and Tom W. Smith. 2015. "Trends and correlates of income nonresponse: Forty years of the US General Social Survey (GSS)." *Journal of The Korean Official Statistics* 20(1): 1-23.



### 3. Use of Data

#### 1) Data Input and Processing

The KGSS makes every effort to enhance the reliability of the data not only during the data collection process but also in the processes of data entry, editing, coding, cleaning, and archiving.

##### (1) Data Input and Cleaning

We checked each questionnaire thoroughly as soon as the completed questionnaires were collected. Then, a data input specialist entered the data. From 2016 onward, unlike in previous years, if a data point was entered twice and the results did not correspond, we created the final input data by confirming the survey to correct any input errors. In 2018, after correcting the discrepancies in the input data, we compared all the questionnaires with the input data again to re-confirm the matching input data. In 2021, unlike in previous years, a research company collected personal interviews. From 2003 to 2018, we employed a paper-and-pencil interview(PAPI) method for data collection; however, in 2021, for the first time, we used both Tablet Assisted Personal Interview(TAPI) and Paper-and-pencil interview(PAPI) methods. For this reason, the Center did not input the data but cleaned the data that the research company had provided.

##### (2) Cleaning Methods

All the input data underwent a cleaning process through SPSS, including range checks (minimum value, maximum value), cross-analysis, and more. Non-logical responses were corrected by rechecking the questionnaires, and responses to inapplicable questions were marked as "not applicable." Starting with the 2016 KGSS, when respondents provided contradictory answers to correlated questions, we no longer corrected these contradictions, as it was unclear which responses was erroneous, and we chose to disclose them as is. Additionally, we aimed to correct errors using variables rather than relying solely on respondent IDs whenever possible. To ensure consistency in the cleaning process, we carefully preserved the modified syntax files. This allows recurring errors in the data to be corrected through the stored syntax files, ensuring the integrity of the initial modifications.

Individuals who participate in surveys provide sensitive information that requires strict confidentiality and privacy protection. We excluded personal identifiers, such as names, address, company names, from the data. Additionally, we chose not to release geographic information beyond the city or province level from the cumulative data from 2003 to 2021. However, researchers can request access to detailed geographic information through geographic data usage request portal<sup>21)</sup> and conduct various studies using this information.<sup>22)</sup>

---

20) Kim, Jibum, Gwangjong Yoo, Hyeonju Park, Deok Hyun Jang, Min Jae Kim, Sori Kim. 2023. "Interviewer Survey: 2021 Korean General Social Survey (KGSS)." *Survey Research* 24(1): 179-201. (in Korean)

21) <https://kgss.skku.edu/kgss/Geographic.do>

22) Kim, Eehyun, Jibum Kim, and Jeong-han Kang. 2020. "Exploring the relationship between Administrative Units and Neighborhood Effects in Seoul: Linking Korean General Social Survey with Three Administrative Data Sources." *Survey Research* 21(2): 1-23. (in Korean)



## 2) Process of Industry and Occupation Classification

### 2003–2014

Industry and occupation coding was based on three open-ended questions: respondents and their spouses' industry and occupation (company name), job title, and job description (see Table <5>). After collecting completed questionnaire, industry and occupation classifications were directly coded on the questionnaire and the result was entered by data input specialists. Industry and occupation variable names are INDUSTRY, OCC for respondents and SPIND, SPOCC for spouses. The coding process was completed via a one-time input.

<Table 5> Respondent and Spouses' Industries and Occupations, Job titles, and Job Descriptions.

54. What kind of industry do you work for and what do you do in that industry? Please be specific.

If you are not working currently, please tell me your most recent job.

Probing	54.1 Industry and Occupation	
	(Company name):	
	54.2 Job Title:	
	54.3 Job Description:	

56. What kind of industry does your spouse work for and what do they do? Please be specific. If they do not work currently, please tell me their most recent job.

Probing	56.1 Industry and Occupation	
	(Company name):	
	56.2 Job Title:	
	56.3 Job Description:	

### 2016–2023

The KGSS's industry and occupation classification in 2016–2023 was based on the Korea National Statistical Office's Korean Standard Industrial Classification (KSIC) and Korean Standard Classification of Occupations (KSCO). The KSCI usually classifies occupations based on the similarity of industrial activities, while the KSCO classify occupation based on what individual do for making their income (economic activity). An industry classification followed the KSIC of the Korean National Statistical Office, and occupation classification was grounded on the principle of occupation classification and notice of occupation classification system as well as the Statistics Training Institute's occupation classification education documents (2016).

We also used searching terms like "classification code," "explanation," "example," and "index word" in the KSIC and KSCO search engine of the Korean National Statistical Office's Statistical classification's website<sup>23)</sup>. In the statistical classification web commentary, if you input such terms, you can find the "classification code" and "classification name," while if the job is similar but not the same as the input occupation/industry, they indicate an "exception." The KGSS's industry and occupation classification basically refers to information from the Korea National Statistical Office and their commentary; however, we followed our own rules when we needed detailed facts and figures. According to the steps above, we finalized the industry and occupation codes. Industry classification is a 2 digit medium category and occupation classification consists of 4 digit and 5 digit categories in the KGSS.

The 2016–2018 KGSS industry and occupation classification first entered all responses from the

---

23) <http://kssc.kostat.go.kr>



survey regarding the respondent's (spouse's) industry, job title, and job description into an Excel program. Sometimes, it was not easy to categorize jobs and industries based on the respondent and spouse's industry, job title, and job description. As a result, information such as sex, age, education, income, and employment status was sought for industry and occupation coding. In 2018, industry and occupation coding was conducted in two steps. Two coders independently input industry and occupation coding values in the 1st industry occupation classification. Then, in the 2nd industry occupation classification, the third coder compared two independent coders' values in the 1st industry occupation classification and finalized it. For the sake of the consistent industry and occupation coding for all the years of the KGSS, we reclassified the industry and occupation classification from 2003 to 2014 to follow the standard of 2016–2018's industry and occupation classification.<sup>24)</sup>

61. What kind of industry does your father work in, and what did he do for a living when you were 16? Please be specific.

Probing	61.1 Industry and Occupation	_____
	(Company name):	_____
	61.2 Job Title :	_____
	61.3 Job Description:	_____
____ (-1) Father passed away before 16		

The 2021–2023 KGSS Industry and occupation classification followed the same procedure as the 2016–2018 KGSS. In 2021 and 2023, however, a question regarding the respondent's father's industry and occupation was added when the respondent was 16 years old. The respondent and spouse's industry and occupation coding were classified based on answers about the industry, job title, job description, sex, age, education attainment, income, employment status, and status of workers. Unlike the classification of the respondent's and spouse's industry and occupation, the coding of the father's industry and occupation when the respondent was 16 years old relied solely on the educational level as an auxiliary item to determine industry and occupation. Before final coding, an additional review was conducted to categorizing respondents by age group. Furthermore, the industry and occupation coding for 2021–2023 was carried out in two stages. In the first stage, two independent coders assigned coding values for industry and occupation classification, and in the second stage, the values coded by one coder were compared to finalize the input values for industry and occupation coding.

### 3) Calculation of Weights for KGSS

From 2003 to 2014, with an exception of 2012, there were no weights in KGSS. KGSS started to provide weights for all-year analyzing in 2016(VAR: FINALWT). The current document describes the methods for the calculation of weights for KGSS 2003 – 2023 survey data.

Let  $W_{1,i}$  be the initial weight for the  $i^{th}$  sample adult of each annual sample. Sample housing units were selected with equal probability for each annual survey. An adult (18 and over) was randomly selected from eligible adults within each household [Cite Sampling Report]. Therefore,  $W_{1,i}$  is.

$$W_{1,i} = E,$$

24) Kim, ChangHwan, Jibum Kim, and Mihee Ban. (2020). "Do you know what you do for a living? Occupational coding mismatches between coders in the Korean General Social Survey." *Research in Social Stratification and Mobility* 70. <https://doi.org/10.1016/j.rssm.2019.100467>



where  $E$  is the number of eligible adults in each selected household, an inverse of within-household selection probability.<sup>25)</sup>

In the absence of non-response and non-coverage, the initial weights ( $W_{1.i}$ ) would be the weights of KGSS analyses. Post-stratification adjustment to the initial weight was done to correct potential non-response bias and coverage errors. Post-stratification adjustment cells were constructed using the following 4 variables with specific categories:

j: Gender (Male, Female)

k: Age (18-29, 30-39, 40-49, 50-59, 60 and over)

l: Region (Seoul, Kyunggi, Kangwon/Jeju, Chungchong, Kyungsang, Cholla)

m: Urbanicity (Urban, Rural).

For each year, let  $T_{jklm}$  be a population total for a combination of gender, age, region, and urbanicity. The post-stratified weights,  $W_{2.ijklm}$  of the  $i^{th}$  person within cell  $(j,k,l,m)$  is.

$$W_{2.ijklm} = W_{1.ijklm} \frac{T_{jklm}}{\sum_i W_{1.ijklm}}$$

If the 4-way tables for the population totals were available and the number of completed interviews for each annual KGSS was large enough to support the 4-way tables (*i.e.*, each cell size is sufficiently large, *e.g.*, 20), we could create the post-stratified weights using the above formula. However, we decided to use an alternative method (*iterative proportional fitting procedure* or *raking method*) for post-stratification adjustment to the initial weights after considering the sparseness of 4-way cross-tabulation and the availability of the corresponding population distribution.

The method of raking is to find the population counts,  $T_{jklm}^*$ , by an iterative proportional fitting procedure under marginal constraints:

$$\begin{aligned} T_{j++++}^* &= \sum_k \sum_l \sum_m T_{jklm}^* = T_{j++++}, j=1, \dots, J \\ T_{+k+++}^* &= \sum_j \sum_l \sum_m T_{jklm}^* = T_{+k+++}, k=1, \dots, K \\ T_{++l+}^* &= \sum_j \sum_k \sum_m T_{jklm}^* = T_{++l+}, l=1, \dots, L \\ T_{++++m}^* &= \sum_j \sum_k \sum_l T_{jklm}^* = T_{++++m}, m=1, \dots, M \end{aligned}$$

The marginal population distributions of Sex, Age, Region, and Urbanicity were obtained from the Census. <Table 6> shows the population distributions for adults aged 18 and over. There are three columns of census distributions for 2005, 2010, 2015, 2020 and 2022. The distributions for 2005 are "control totals" for 2003 - 2005 KGSS. Similarly, Control total for 2010 was applied to 2008-2012 KGSS and Control total for 2020 was applied to 2021 KGSS. Also, Control total for 2022 was applied to 2023.

---

25) There were 17 one-person households with missing age for the 2003-2021 surveys. A value of one was assigned to the missing number of adults for the 17 households. For a few multiple-person households with household members without age for the 2003-2016 surveys, the value is the count of adults with valid age values.



At the first step, the estimators are,

$$T_{jklm}^{(1)} = n_{jklm} \frac{T_{j+++}}{n_{j+++}},$$

where  $n_{jklm}$  is the number of completed interviews in the cell  $(j,k,l,m)$ . Note that  $\sum_j \sum_k \sum_l \sum_m n_{jklm} = n$ , the number of completed interviews for each year.

Then, the next estimators are

$$T_{jklm}^{(2)} = T_{jklm}^{(1)} \frac{T_{j+++}}{T_{j+++}^{(1)}},$$

And for same method is used to the variables k, l, and m.<sup>26)</sup> The values obtained through the raking method converged quickly; for example, the 2016 KGSS converged within 7 iterations.

Before the computation of the weights began, we randomly imputed values for 21 missing values for 2003 - 2023 surveys for Age variable with probabilities proportional to observed distributions.

The "raked" weights,  $W_{2,i}$ , for the  $i^{th}$  person in cell  $(j,k,l,m)$  is

$$W_{2,ijklm} = W_{1,ijklm} \frac{T_{ijklm}^*}{\sum_i W_{1,ijklm}}$$

The final weights,  $W_{3,i}$ , were "normalized" as

$$W_{3,i} = W_{2,i} \frac{n}{\sum_i W_{2,i}},$$

or

$$\sum_i^n W_{3,i} = n$$

That is, the sum of the final weights for each survey is equal to the number of completed interviews.

---

26) Bishop, Y. M. M., S. E. Fienberg, and P. W. Holland. 1975. *Discrete Multivariate Analysis: Theory and Practice*. MIT Press.

Deming, W. E. and F. F. Stephan. 1940. "On a least squares adjustment of a sampled frequency table when the expected marginal totals are known." *Annals of mathematical Statistics* 11: 427-444.

Fienberg, S. E. 1980. *The Analysis of Cross-Classified Categorical Data* (2nd ed.). MIT Press.

Little, R. J. A and D. B. Rubin. 1987. *Statistical Analysis with Missing Values*. New York: Wiley.



<Table 6> Population Distributions (Proportions) for 18 and Over<sup>1)</sup>

Characteristics	Categories	Year				
		2005 <sup>2)</sup>	2010 <sup>3)</sup>	2015 <sup>4)</sup>	2020 <sup>5)</sup>	2022 <sup>6)</sup>
Sex	Men	0.491	0.490	0.495	0.495	0.498
	Women	0.509	0.510	0.505	0.505	0.502
Age	18-29	0.237	0.209	0.189	0.180	0.172
	30-39	0.227	0.204	0.181	0.156	0.154
	40-49	0.222	0.215	0.207	0.187	0.181
	50-59	0.142	0.172	0.196	0.196	0.193
	60+	0.173	0.199	0.227	0.282	0.299
Region	Seoul	0.215	0.207	0.198	0.189	0.187
	Kyunggi	0.265	0.282	0.293	0.310	0.319
	Kangwon/Jeju	0.042	0.041	0.042	0.043	0.043
	Chungchong	0.101	0.103	0.106	0.108	0.109
	Kyungsang	0.270	0.264	0.260	0.252	0.246
	Cholla	0.106	0.102	0.101	0.099	0.097
Urbanicity	Urban	0.809	0.816	0.815	0.811	0.811
	Rural	0.191	0.184	0.185	0.189	0.189

Source: 1) 2005, 2010, 2015, 2020, 2022 Census Distribution

2) Census Distribution applied for 2003-2007 KGSS

3) Census Distribution applied for 2008-2012 KGSS

4) Census Distribution applied for 2013-2018 KGSS

5) Census Distribution applied for 2021 KGSS

6) Census Distribution applied for 2023 KGSS



#### 4) Producing Cumulative Data

In the past, annual data and yearly codebook were published. Since 2016, cumulative data and codebooks have been made publicly available on the KGSS website. By continuously providing cumulative data and cumulative yearbook, we aim to minimize the inconvenience for researchers in creating their own cumulative datasets.

#### 5) Archiving Data

The KGSS data, which has undergone accurate input and meticulous refinement, is archived in both domestic and international institutions, providing users with free access to the data. In addition to Korean and English data, Chinese data is also provided.

- ① Korean General Society Survey (KGSS) (<http://kgss.skku.edu/>)
- ② Korea Social Science Data Archive (KOSSDA) (<http://www.kossda.or.kr/>)
- ③ ZA(Zentralarchive fuer Empirische Sozialforschung, University of Cologne)  
(<http://www.gesis.org/issp>)
- ④ East Asian Social Survey Data Archive (EASSDA) (<http://eassda.org/>)
- ⑤ ICPSR(Inter-University Consortium for Political & Social Research)  
(<http://www.icpsr.umich.edu>)



# KGSS 2003–2023 Cumulative Codebook

**Table 1 R's sex**

[Questionnaire] I would like to ask about your relationship with your family members. Family members include those living in your house, living somewhere else, and those who are not blood-related to you but live in your house.

Please answer the following questions accordingly. ... Is [PERSON] male or female?

[VAR] SEX

RESPONSE	PUNCH	03-07	2008	2009	2010	2011	2012	2013	2014	2016	2018	2021	2023	TOTAL
Male	1	49.1	49.0	49.0	49.0	49.0	49.0	49.5	49.5	49.6	49.5	49.5	49.8	49.2
Female	2	50.9	51.0	51.0	51.0	51.0	51.0	50.5	50.5	50.4	50.5	50.5	50.2	50.8
N		7276	1508	1599	1576	1535	1396	1294	1370	1051	1031	1205	1230	22071

\*\*\* Keyword: Family Members, People You Live With

**Table 2 R's age**

[Questionnaire] I would like to ask about your relationship with your family members. Family members include those living in your house, living somewhere else, and those who are not blood-related to you but live in your house. Please answer the following questions accordingly. ... How old is [PERSON]?

[VAR] AGE

RESPONSE	PUNCH	03-07	2008	2009	2010	2011	2012	2013	2014	2016	2018	2021	2023	TOTAL
18-19	1	3.0	3.8	5.1	3.3	4.8	4.1	3.2	3.8	1.7	2.5	1.4	0.6	3.2
20-29	2	20.6	17.1	15.7	17.6	16.2	16.8	15.7	15.0	17.2	16.4	16.6	17.0	17.8
30-39	3	22.7	20.4	20.3	20.3	20.4	20.4	18.1	18.1	18.1	18.0	15.6	15.6	20.1
40-49	4	22.2	21.5	21.5	21.5	21.5	21.5	20.7	20.7	20.7	20.7	18.7	18.2	21.2
50-59	5	14.2	17.2	17.2	17.1	17.2	17.2	19.6	19.6	19.5	19.6	19.6	19.7	17.0
60-69	6	10.0	10.5	12.7	10.2	10.7	10.2	11.5	12.4	10.9	10.4	17.7	19.4	11.5
70 or over	7	7.3	9.4	7.2	9.8	9.3	9.7	11.2	10.3	11.8	12.3	10.5	9.6	9.1
DK/NA	-8	0.0	0.1	0.3	0.2	0.0	0.0	0.0	0.0	0.0	0.1	0.0	0.0	0.1
N		7276	1508	1599	1576	1535	1396	1294	1370	1051	1031	1205	1230	22071

\*\*\* Keyword: Family Members, People You Live With

**Table 3 R's marital status**

[Questionnaire] I would like to ask about your relationship with your family members. Family members include those living in your house, living somewhere else, and those who are not blood-related to you but live in your house. Please answer the following questions accordingly. ... Is [PERSON] now never married, married, divorced, widowed, or separated?

[VAR] MARITAL

RESPONSE	PUNCH	03-07	2008	2009	2010	2011	2012	2013	2014	2016	2018	2021	2023	TOTAL
Married	1	66.0	67.2	67.0	65.8	66.7	62.5	66.6	68.5	64.0	60.0	70.3	68.0	66.1
Widowed	2	5.9	7.5	6.6	6.5	6.6	6.8	6.6	4.5	6.8	6.8	4.9	4.4	6.1
Divorced	3	1.8	1.9	2.0	2.3	2.4	3.2	3.0	2.0	2.7	2.8	2.9	3.0	2.3
Separated	4	0.3	0.4	0.3	0.4	0.3	0.6	0.5	0.1	0.6	0.9	0.7	0.6	0.4
Never married	5	25.8	22.7	23.8	24.2	23.5	26.7	22.9	24.5	25.7	28.2	20.9	23.8	24.7
Cohabiting	6	0.3	0.3	0.2	0.7	0.5	0.2	0.2	0.2	0.3	1.2	0.2	0.2	0.3
DK/NA	-8	0.0	0.1	0.0	0.1	0.0	0.0	0.0	0.0	0.0	0.2	0.0	0.0	0.0
N		7276	1508	1599	1576	1535	1396	1294	1370	1051	1031	1205	1230	22071

\* SHOW CARD(18)

\*\* 2003 RESPONSE: never married, married, divorced, widowed, separated

\*\* 2004 RESPONSE: married, widowed, divorced, separated, never married

\*\*\* Keyword: Family Members, People You Live With, Divorce

**Table 4 R's employment status**

[Questionnaire] I would like to ask about your relationship with your family members. Family members include those living in your house, living somewhere else, and those who are not blood-related to you but live in your house. Please answer the following questions accordingly. ... Is [PERSON] currently working for pay?

[VAR] EMPLOY

RESPONSE	PUNCH	03-07	2008	2009	2010	2011	2012	2013	2014	2016	2018	2021	2023	TOTAL
Employed	1	57.6	58.1	58.8	59.8	60.4	58.5	53.1	58.1	58.2	60.2	65.4	68.0	59.1
Not employed	2	42.4	41.9	41.2	40.2	39.6	41.5	46.9	41.9	41.8	39.8	34.6	32.0	40.9
DK/NA	-8	0.0	0.0	0.0	0.0	0.0	0.0	0.0	0.0	0.0	0.0	0.0	0.0	0.0
N		7276	1508	1599	1576	1535	1396	1294	1370	1051	1031	1205	1230	22071

\*\*\* Keyword: Family Members, People You Live With, Job



**Table 5 R's reason for unemployment**

[Questionnaire] I would like to ask about your relationship with your family members. Family members include those living in your house, living somewhere else, and those who are not blood-related to you but live in your house. Please answer the following questions accordingly. ... (IF NOT WORKING) What is the primary reason for unemployment?

[VAR] WHYNOE

RESPONSE	PUNCH	03-07	2008	2009	2010	2011	2012	2013	2014	2016	2018	2021	2023	TOTAL
Under the school age	1	0.0	0.0	0.0	0.0	0.0	0.0	0.0	0.0	0.0	0.0	0.0	0.0	0.0
Schooling	2	9.7	8.2	8.8	7.2	9.7	11.1	10.1	10.5	9.7	9.8	2.6	4.4	8.8
Staying at home	3	15.2	13.9	13.5	12.6	11.5	9.9	12.5	12.9	10.0	7.5	11.5	10.6	12.9
Old age	4	7.1	8.4	7.0	8.3	7.6	7.2	9.6	6.1	6.7	5.4	3.6	3.7	6.9
Illness	5	1.9	2.3	1.8	2.7	2.3	1.9	1.7	1.4	2.1	2.2	1.2	1.2	1.9
Disabled	6	0.6	0.6	0.4	1.0	0.5	0.6	0.5	0.6	0.6	0.3	0.6	0.7	0.6
Temporarily not working	7	2.3	0.5	1.6	1.4	0.7	1.6	1.0	1.0	1.7	1.3	1.0	0.8	1.5
Unemployed	8	1.3	0.4	0.3	0.4	0.1	0.2	0.4	0.4	0.2	0.4	1.0	0.6	0.7
Retired	9	1.2	1.0	1.1	0.4	0.7	1.1	1.9	1.9	1.0	1.6	2.2	2.0	1.3
Retired under the age limit	10	0.8	1.0	1.3	1.5	1.3	0.9	1.4	1.3	1.1	0.7	1.1	1.5	1.1
Preparing to begin work	11	1.1	2.1	1.4	1.8	1.2	2.2	2.9	2.0	2.5	2.2	2.4	2.5	1.8
Doing study	12	0.3	0.5	0.4	0.6	1.0	0.9	0.6	0.7	0.9	0.4	4.5	1.1	0.8
In military service	13	0.2	0.1	0.4	0.4	0.1	0.0	0.2	0.3	0.2	0.1	0.1	0.0	0.2
Business failure	14	0.1	0.1	0.3	0.1	0.1	0.2	0.1	0.3	0.0	0.1	0.5	0.2	0.1
Not intending to work	15	0.0	0.3	0.4	0.5	0.6	1.1	0.6	0.4	0.9	0.7	0.8	0.9	0.4
Preparing to get married	16	0.0	0.0	0.0	0.1	0.1	0.0	0.0	0.0	0.0	0.0	0.0	0.1	0.0
For religious reasons	17	0.0	0.5	0.1	0.1	0.1	0.0	0.1	0.1	0.0	0.1	0.0	0.0	0.1
To care for the family	18	0.0	0.7	1.3	0.5	1.2	1.4	1.4	0.9	1.3	1.4	1.1	1.0	0.7
No ability to get work	19	0.0	0.5	0.4	0.3	0.7	0.5	0.6	0.2	0.8	0.5	0.0	0.6	0.3
OTHER	20	0.3	0.2	0.2	0.1	0.2	0.7	0.8	0.1	0.7	0.3	0.0	0.3	0.3
DK/NA	-8	0.2	0.7	0.3	0.3	0.0	0.1	0.2	0.7	1.6	4.9	0.5	0.0	0.6
IAP	-1	57.6	58.1	58.8	59.8	60.4	58.4	53.2	58.0	58.2	60.3	65.5	68.0	59.1
N		7276	1508	1599	1576	1535	1396	1294	1370	1051	1031	1205	1230	22071

\*\* 2003 RESPONSE: Under the school age, Schooling, Staying at home, Old age, Illness, Disabled, Temporarily not working, Unemployed, Retired, OTHER (SPECIFY:)

\*\* 2004-2007 RESPONSE: Under the school age, Schooling, Staying at home, Old age, Illness, Disabled, Temporarily not working, Unemployed, Retired, Retired under the age limit, OTHER (What: )

\*\* 2010-2014, 2018 RESPONSE: Excluding '(16) Wedding Preparations'

\*\*\* Keyword: Family Members, People You Live With

**Table 6 R's academic background: highest school level**

[Questionnaire] What is the highest level of school you have attended

[VAR] EDUC

RESPONSE	PUNCH	03-07	2008	2009	2010	2011	2012	2013	2014	2016	2018	2021	2023	TOTAL
No formal school	0	4.5	3.8	3.2	4.1	4.1	3.8	2.4	2.2	2.9	2.0	3.2	1.5	3.6
Elementary school	1	10.0	11.3	9.6	10.3	8.1	10.0	8.1	8.1	9.2	7.5	8.4	6.5	9.3
Junior high school	2	8.9	7.2	8.5	9.3	6.8	8.0	6.5	6.4	5.8	7.3	8.0	6.7	7.9
High school	3	29.8	30.6	30.7	29.8	30.1	31.7	29.0	28.2	24.9	27.1	32.7	29.3	29.7
Junior college	4	11.5	10.3	13.0	15.2	13.4	12.7	13.9	13.6	11.6	13.8	15.0	18.5	13.0
College	5	30.8	31.5	30.0	25.4	31.4	30.9	34.5	34.3	37.2	34.3	29.9	35.4	31.6
Graduate school (Masters)	6	3.8	4.1	3.6	4.7	4.8	2.4	4.3	5.9	6.9	5.5	2.3	1.6	4.0
Graduate school (PhD)	7	0.3	1.0	1.1	1.0	1.1	0.4	1.2	1.3	1.2	2.3	0.2	0.5	0.8
Other (Ex. Seodang)	8	0.3	0.2	0.2	0.1	0.3	0.1	0.2	0.0	0.1	0.0	0.0	0.0	0.2
DK/NA	-8	0.1	0.0	0.1	0.1	0.0	0.0	0.0	0.0	0.0	0.1	0.2	0.1	0.0
N		7276	1508	1599	1576	1535	1396	1294	1370	1051	1031	1205	1230	22071

\*\* 2003 RESPONSE: No formal school, Elementary school, Junior high school, High school, Junior college(Two-year course), College(Four-year course), Graduate school, Others (EX. SEODANG)

\*\* 2004-2005 RESPONSE: No formal school, Elementary school, Junior high school, High school, Junior college (Two or three-year course), College (Four-year course), Graduate school, Others (EX. SEODANG)

\*\*\* Keyword: Highest School Level

**Table 7 R's academic background: graduated or not**

[Questionnaire] Did you graduate from this school, or are you currently attending?

[VAR] GRADUATE

RESPONSE	PUNCH	03-07	2008	2009	2010	2011	2012	2013	2014	2016	2018	2021	2023	TOTAL
Graduated	1	74.9	76.4	75.1	76.5	76.2	77.1	80.4	80.7	79.1	76.8	86.7	89.8	77.8
Dropped out	2	6.7	6.3	8.6	8.1	7.2	7.0	5.4	5.2	6.6	7.5	4.1	3.6	6.5
Currently attending	3	13.2	12.8	12.8	11.0	12.1	12.0	11.7	12.0	10.6	11.8	5.8	5.0	11.6
DK/NA	-8	0.2	0.5	0.0	0.1	0.0	0.0	0.0	0.0	0.7	1.6	0.0	0.1	0.2
IAP	-1	4.9	4.0	3.5	4.3	4.4	3.9	2.5	2.2	3.0	2.2	3.4	1.5	3.8
N		7276	1508	1599	1576	1535	1396	1294	1370	1051	1031	1205	1230	22071

\* SHOW CARD(16, 18)

\*\*\* Keyword: Graduation

**Table 8 academic background: dropout grade**

[Questionnaire] In what grade did you drop out?

[VAR] DROPYR

RESPONSE	PUNCH	03-07	2008	2009	2010	2011	2012	2013	2014	2016	2018	2021	2023	TOTAL
1st grade	1	2.0	1.9	2.4	1.9	2.4	1.9	2.0	2.1	2.5	2.2	0.9	0.4	1.9
2nd grade	2	2.7	2.4	3.8	3.3	2.5	2.7	2.1	1.9	2.5	3.0	1.9	2.2	2.6
3rd grade	3	1.2	0.9	1.7	1.5	1.4	1.6	0.6	0.6	0.6	1.2	0.3	0.4	1.1
4th grade	4	0.5	0.5	0.3	0.6	0.4	0.3	0.6	0.2	0.5	0.2	0.2	0.2	0.4
5th grade	5	0.2	0.3	0.4	0.4	0.3	0.1	0.0	0.4	0.2	0.2	0.4	0.1	0.2
6th grade	6	0.0	0.1	0.0	0.2	0.1	0.0	0.1	0.0	0.0	0.1	0.0	0.0	0.0
DK/NA	-8	0.2	0.2	0.1	0.2	0.2	0.4	0.0	0.0	0.3	0.6	0.2	0.2	0.2
IAP	-1	93.3	93.7	91.4	91.9	92.7	93.0	94.6	94.8	93.5	92.5	95.9	96.5	93.5
N		7276	1508	1599	1576	1535	1396	1294	1370	1051	1031	1205	1230	22071

\*\*\* Keyword: Drop Out of School



**Table 9 R's academic background: current grade**

[Questionnaire] What grade are you in?

[VAR] CURRYR

RESPONSE	PUNCH	03-07	2008	2009	2010	2011	2012	2013	2014	2016	2018	2021	2023	TOTAL
1st grade	1	3.3	3.7	3.4	3.0	3.2	2.9	3.5	2.4	2.2	1.1	0.5	0.8	2.8
2nd grade	2	4.2	4.1	4.3	3.4	2.9	4.6	3.1	4.1	3.0	3.5	2.4	1.4	3.7
3rd grade	3	2.9	3.0	3.4	3.6	3.9	2.6	3.3	3.9	2.7	3.9	1.1	1.6	3.0
4th grade	4	2.6	1.9	1.7	0.8	2.0	1.9	1.7	1.4	2.6	2.6	1.7	1.1	2.0
5th grade	5	0.0	0.0	0.0	0.1	0.0	0.0	0.1	0.0	0.1	0.1	0.0	0.0	0.0
6th grade	6	0.0	0.1	0.0	0.0	0.0	0.0	0.0	0.0	0.0	0.0	0.1	0.0	0.0
DK/NA	-8	0.3	0.1	0.0	0.1	0.0	0.0	0.0	0.1	0.0	0.7	0.0	0.0	0.1
IAP	-1	86.8	87.2	87.2	89.0	87.9	88.0	88.3	88.1	89.4	88.2	94.3	95.0	88.4
N		7276	1508	1599	1576	1535	1396	1294	1370	1051	1031	1205	1230	22071

**Table 10 R's academic background: formal schools after high school**

[Questionnaire] (If attended junior college or more) How long did you attend the formal schools after graduating from the high school?

[VAR] HIEDUCYR

RESPONSE	PUNCH	03-07	2008	2009	2010	2011	2012	2013	2014	2016	2018	2021	2023	TOTAL
under 1 year	0	-	-	4.2	3.7	4.2	-	-	-	-	-	-	-	0.9
1 year	1	-	-	5.3	3.9	3.7	-	-	-	-	-	-	-	0.9
2 years	2	-	-	11.2	14.1	12.4	-	-	-	-	-	-	-	2.7
3 years	3	-	-	2.5	2.2	3.5	-	-	-	-	-	-	-	0.6
4 years	4	-	-	19.7	15.6	20.7	-	-	-	-	-	-	-	4.0
5 years	5	-	-	0.7	1.0	0.7	-	-	-	-	-	-	-	0.2
6 years	6	-	-	2.1	2.9	3.6	-	-	-	-	-	-	-	0.6
7 years	7	-	-	0.9	0.8	0.7	-	-	-	-	-	-	-	0.2
8 years	8	-	-	0.4	0.4	0.2	-	-	-	-	-	-	-	0.1
9 years	9	-	-	0.1	0.3	0.3	-	-	-	-	-	-	-	0.0
10 years	10	-	-	0.4	0.6	0.5	-	-	-	-	-	-	-	0.1
11 years	11	-	-	0.3	0.3	0.1	-	-	-	-	-	-	-	0.0
12 years	12	-	-	0.2	0.1	0.1	-	-	-	-	-	-	-	0.0
15 years	15	-	-	0.0	0.0	0.0	-	-	-	-	-	-	-	0.0
DK/NA	-8	-	-	0.0	0.6	0.0	-	-	-	-	-	-	-	0.0
IAP	-1	100.0	100.0	52.2	53.6	49.3	100.0	100.0	100.0	100.0	100.0	100.0	100.0	89.7
N		7276	1508	1599	1576	1535	1396	1294	1370	1051	1031	1205	1230	22071

\*\*\* Keyword: Graduation

**Table 11 Whether R went to technical high school**

[Questionnaire] (If graduated from the high school) Did you go to the technical high school?

[VAR] TECHHIGH

RESPONSE	PUNCH	03-07	2008	2009	2010	2011	2012	2013	2014	2016	2018	2021	2023	TOTAL
Yes	1	-	-	-	-	-	-	8.1	-	-	-	-	-	0.5
No	2	-	-	-	-	-	-	73.0	-	-	-	-	-	4.3
IAP	-1	100.0	100.0	100.0	100.0	100.0	100.0	18.9	100.0	100.0	100.0	100.0	100.0	95.2
N		7276	1508	1599	1576	1535	1396	1294	1370	1051	1031	1205	1230	22071

\* SHOW CARD

**Table 12 Graduation year of the technical high school**

[Questionnaire] (If graduated from the high school) Did you go to the technical high school?... Year Graduated

[VAR] GRADYR

RESPONSE	PUNCH	03-07	2008	2009	2010	2011	2012	2013	2014	2016	2018	2021	2023	TOTAL
1950-1959	1	-	-	-	-	-	-	0.7	-	-	-	-	-	0.0
1960-1969	2	-	-	-	-	-	-	0.2	-	-	-	-	-	0.0
1970-1979	3	-	-	-	-	-	-	0.8	-	-	-	-	-	0.0
1980-1989	4	-	-	-	-	-	-	2.5	-	-	-	-	-	0.1
1990-1999	5	-	-	-	-	-	-	2.0	-	-	-	-	-	0.1
2000-2009	6	-	-	-	-	-	-	1.4	-	-	-	-	-	0.1
2010 and later	7	-	-	-	-	-	-	0.4	-	-	-	-	-	0.0
DK/NA	-8	-	-	-	-	-	-	0.2	-	-	-	-	-	0.0
IAP	-1	100.0	100.0	100.0	100.0	100.0	100.0	91.9	100.0	100.0	100.0	100.0	100.0	99.5
N		7276	1508	1599	1576	1535	1396	1294	1370	1051	1031	1205	1230	22071

\*\*\* Keyword: Graduation

**Table 13 Spouse's academic background: highest school level**

[Questionnaire] What is the highest level of school your spouse has attended?

[VAR] SPEDUC

RESPONSE	PUNCH	03-07	2008	2009	2010	2011	2012	2013	2014	2016	2018	2021	2023	TOTAL
No formal school	0	1.6	1.1	0.6	0.9	0.8	1.6	0.4	1.2	0.7	0.7	1.1	0.6	1.1
Elementary school	1	7.7	5.8	6.9	7.7	6.1	7.1	6.3	5.9	5.6	4.0	5.3	2.6	6.5
Junior high school	2	6.9	7.4	7.1	7.0	5.7	6.0	5.2	5.9	5.5	5.3	5.1	4.5	6.3
High school	3	25.0	27.1	23.9	24.0	23.3	25.5	22.3	20.1	21.8	19.2	25.2	22.7	23.9
Junior college	4	5.5	6.2	7.1	7.6	8.5	7.2	7.8	8.3	6.1	6.5	10.0	10.6	7.0
College	5	15.6	16.6	17.7	15.4	18.3	12.5	20.2	21.6	18.4	18.8	21.7	23.8	17.5
Graduate school (Masters)	6	3.2	2.1	2.7	2.6	3.7	2.3	3.5	3.9	4.7	4.1	0.3	1.9	3.0
Graduate school (PhD)	7	0.3	0.9	0.8	1.1	0.7	0.4	0.9	1.6	1.1	1.7	0.6	0.3	0.7
Other (Ex. Seodang)	8	0.1	0.0	0.2	0.1	0.1	0.1	0.1	0.0	0.1	0.1	0.0	0.2	0.1
DK/NA	-8	0.1	0.3	0.3	0.2	0.0	0.0	0.0	0.0	0.3	0.7	1.2	1.1	0.3
IAP	-1	33.8	32.6	32.8	33.5	32.8	37.3	33.4	31.4	35.7	38.9	29.5	31.8	33.6
N		7276	1508	1599	1576	1535	1396	1294	1370	1051	1031	1205	1230	22071

\*\* 2003 RESPONSE: No formal school, Elementary school, Junior high school, High school, Junior college(Two-year course), College(Four-year course), Graduate school, Others (EX. SEODANG)

\*\* 2004-2005 RESPONSE: No formal school, Elementary school, Junior high school, High school, Junior college (Two or three-year course), College (Four-year course), Graduate school, Others (EX. SEODANG)



**Table 14 Spouse's academic background: graduated or not**

[Questionnaire] Did your spouse graduate from this school, or is s/he currently attending?

[VAR] SPGRAD

RESPONSE	PUNCH	03-07	2008	2009	2010	2011	2012	2013	2014	2016	2018	2021	2023	TOTAL
Graduated	1	60.3	62.8	61.3	61.4	62.6	58.2	63.0	64.4	58.6	56.1	67.1	65.2	61.4
Dropped out	2	3.0	2.7	4.1	3.2	3.1	2.4	2.4	2.6	3.7	1.7	0.9	1.1	2.7
Currently attending	3	0.7	0.5	0.6	0.6	0.5	0.1	0.7	0.4	0.4	0.7	0.1	0.1	0.5
DK/NA	-8	0.3	0.0	0.1	0.1	0.1	0.1	0.0	0.0	0.6	1.2	0.1	0.3	0.2
IAP	-1	35.7	34.0	34.0	34.6	33.8	39.0	33.9	32.7	36.8	40.4	31.8	33.2	35.1
N		7276	1508	1599	1576	1535	1396	1294	1370	1051	1031	1205	1230	22071

\* SHOW CARD(16, 18)

\*\*\* Keyword: Graduation

**Table 15 Spouse's academic background: dropout grade**

[Questionnaire] In what grade did s/he drop out?

[VAR] SPDROPYR

RESPONSE	PUNCH	03-07	2008	2009	2010	2011	2012	2013	2014	2016	2018	2021	2023	TOTAL
1st grade	1	0.8	0.7	1.1	0.6	1.0	0.4	0.8	0.9	1.0	0.4	0.2	0.2	0.7
2nd grade	2	1.4	0.7	1.9	1.4	1.2	1.2	0.8	0.9	1.6	0.8	0.2	0.7	1.2
3rd grade	3	0.4	0.3	0.6	0.5	0.3	0.4	0.4	0.6	0.7	0.2	0.0	0.0	0.4
4th grade	4	0.2	0.4	0.1	0.2	0.3	0.1	0.2	0.1	0.2	0.1	0.2	0.1	0.2
5th grade	5	0.0	0.1	0.1	0.1	0.1	0.0	0.2	0.0	0.2	0.1	0.0	0.0	0.1
6th grade	6	0.0	0.0	0.0	0.1	0.0	0.0	0.0	0.0	0.0	0.0	0.1	0.0	0.0
DK/NA	-8	0.2	0.5	0.4	0.3	0.3	0.3	0.1	0.0	0.1	0.2	0.2	0.1	0.2
IAP	-1	97.0	97.2	95.9	96.8	96.9	97.6	97.5	97.4	96.2	98.3	99.1	98.9	97.2
N		7276	1508	1599	1576	1535	1396	1294	1370	1051	1031	1205	1230	22071

\*\*\* Keyword: Drop Out of School

**Table 16 Spouse's academic background: current grade**

[Questionnaire] What grade is s/he in?

[VAR] SPCURRYR

RESPONSE	PUNCH	03-07	2008	2009	2010	2011	2012	2013	2014	2016	2018	2021	2023	TOTAL
1st grade	1	0.3	0.0	0.1	0.1	0.1	0.0	0.2	0.1	0.1	0.1	0.0	0.0	0.1
2nd grade	2	0.2	0.3	0.3	0.3	0.3	0.1	0.3	0.1	0.3	0.2	0.0	0.0	0.2
3rd grade	3	0.1	0.1	0.1	0.0	0.1	0.1	0.0	0.0	0.0	0.2	0.0	0.1	0.1
4th grade	4	0.1	0.1	0.1	0.1	0.0	0.0	0.3	0.1	0.0	0.0	0.0	0.0	0.1
5th grade	5	0.0	0.0	0.0	0.0	0.0	0.0	0.0	0.0	0.0	0.0	0.0	0.0	0.0
6th grade	6	0.0	0.0	0.0	0.0	0.0	0.0	0.0	0.0	0.0	0.0	0.0	0.0	0.0
DK/NA	-8	0.0	0.1	0.1	0.1	0.0	0.0	0.0	0.0	0.0	0.2	0.1	0.0	0.0
IAP	-1	99.3	99.5	99.4	99.4	99.5	99.9	99.2	99.6	99.6	99.3	99.9	99.9	99.5
N		7276	1508	1599	1576	1535	1396	1294	1370	1051	1031	1205	1230	22071

**Table 17 Father's academic background: highest school level**

[Questionnaire] What is the highest level of school your father has attended?

[VAR] PAEDUC

RESPONSE	PUNCH	03-07	2008	2009	2010	2011	2012	2013	2014	2016	2018	2021	2023	TOTAL
No formal school	0	12.7	12.3	10.4	11.0	11.0	11.8	8.9	12.4	9.7	7.1	12.0	7.7	11.3
Elementary school	1	24.2	25.0	24.2	23.0	23.3	21.9	22.0	23.4	21.8	22.8	24.6	22.8	23.5
Junior high school	2	14.0	11.8	14.1	14.8	12.8	14.6	13.5	14.0	13.3	10.8	14.3	14.3	13.7
High school	3	21.7	23.8	22.4	21.5	24.4	22.9	24.1	24.2	23.5	24.3	25.4	31.8	23.4
Junior college	4	1.7	2.0	2.3	2.2	1.7	1.9	2.6	2.8	1.6	2.6	4.4	4.1	2.3
College	5	9.8	10.9	10.3	9.1	10.8	10.3	11.4	12.3	13.1	16.0	12.2	13.8	11.0
Graduate school (Masters)	6	1.4	1.0	1.7	1.6	1.4	1.6	1.9	1.8	2.3	2.1	0.5	1.3	1.5
Graduate School (Ph.D.)	7	0.3	0.1	0.4	0.2	0.8	0.9	0.4	0.8	1.0	0.4	0.3	0.1	0.4
Seodang	8	7.6	6.3	6.3	8.0	4.6	4.7	4.2	7.5	2.6	3.0	0.7	0.5	5.6
DK/NA	-8	6.6	6.8	7.9	8.6	9.1	9.5	11.2	0.8	11.2	10.9	5.6	3.5	7.3
IAP	-1	0.0	0.0	0.0	0.0	0.0	0.0	0.0	0.0	0.0	0.0	0.0	0.0	0.0
N		7276	1508	1599	1576	1535	1396	1294	1370	1051	1031	1205	1230	22071

\*\* 2003 RESPONSE: No formal school, Elementary school, Junior high school, High school, Junior college(Two-year course), College(Four-year course), Graduate school, Others (EX. SEODANG)

\*\* 2004-2005 RESPONSE: No formal school, Elementary school, Junior high school, High school, Junior college (Two or three-year course), College (Four-year course), Graduate school, Others (EX. SEODANG)

**Table 18 Father's academic background: graduated or not**

[Questionnaire] Did your father graduate from this school, or is he currently attending?

[VAR] PAGRAD

RESPONSE	PUNCH	03-07	2008	2009	2010	2011	2012	2013	2014	2016	2018	2021	2023	TOTAL
Graduated	1	68.1	69.5	68.5	66.0	69.4	69.4	70.7	74.7	71.0	73.0	77.8	83.3	70.5
Dropped out	2	4.4	4.5	6.1	6.0	5.3	3.9	5.0	4.5	5.0	3.9	3.5	5.0	4.7
Currently attending	3	0.1	0.0	0.1	0.0	0.3	0.2	0.0	0.1	0.0	0.3	0.0	0.0	0.1
DK/NA	-8	0.5	0.6	0.7	0.5	0.3	0.5	0.0	0.0	0.6	1.7	0.3	3.6	0.7
IAP	-1	27.0	25.4	24.6	27.5	24.7	25.9	24.3	20.7	23.4	21.0	18.4	8.1	24.0
N		7276	1508	1599	1576	1535	1396	1294	1370	1051	1031	1205	1230	22071

\* SHOW CARD(16, 18)

\*\*\* Keyword: Graduation



**Table 19 Father's academic background: dropout grade**

[Questionnaire] In what grade did he drop out?

[VAR] PADROPYR

RESPONSE	PUNCH	03-07	2008	2009	2010	2011	2012	2013	2014	2016	2018	2021	2023	TOTAL
1st grade	1	0.5	0.6	0.8	0.6	0.4	1.2	1.2	0.7	1.0	0.6	0.3	0.2	0.6
2nd grade	2	1.4	1.7	2.1	1.5	1.2	1.5	1.4	1.5	1.5	0.7	0.5	1.3	1.4
3rd grade	3	0.6	0.3	0.6	1.0	0.6	0.3	0.9	1.1	1.0	0.4	0.5	0.4	0.6
4th grade	4	0.3	0.5	0.3	0.4	1.0	0.1	0.2	0.1	0.5	0.7	0.1	0.2	0.4
5th grade	5	0.2	0.1	0.3	0.2	0.5	0.1	0.2	0.4	0.1	0.2	0.5	0.5	0.3
6th grade	6	0.0	0.0	0.0	0.0	0.0	0.1	0.0	0.0	0.0	0.0	0.0	0.0	0.0
DK/NA	-8	1.3	1.3	2.2	2.2	1.6	0.7	1.2	0.4	1.0	1.3	1.7	2.4	1.4
IAP	-1	95.6	95.4	93.9	94.0	94.7	96.0	95.0	95.7	95.0	96.2	96.4	95.0	95.3
N		7276	1508	1599	1576	1535	1396	1294	1370	1051	1031	1205	1230	22071

\*\*\* Keyword: Drop Out of School

**Table 20 Father's academic background: current grade**

[Questionnaire] What grade is he in?

[VAR] PACURRYR

RESPONSE	PUNCH	03-07	2008	2009	2010	2011	2012	2013	2014	2016	2018	2021	2023	TOTAL
1st grade	1	0.0	-	0.1	-	0.1	0.0	-	0.0	-	0.1	-	-	0.0
2nd grade	2	0.0	-	0.0	-	0.0	0.1	-	0.1	-	0.2	-	-	0.0
3rd grade	3	0.0	-	0.0	-	0.0	0.0	-	0.0	-	0.0	-	-	0.0
4th grade	4	0.0	-	0.0	-	0.2	0.0	-	0.0	-	0.0	-	-	0.0
5th grade	5	0.0	-	0.0	-	0.0	0.0	-	0.0	-	0.0	-	-	0.0
6th grade	6	0.0	-	0.0	-	0.0	0.0	-	0.0	-	0.0	-	-	0.0
DK/NA	-8	0.1	-	0.0	-	0.0	0.1	-	0.0	-	0.0	-	-	0.0
IAP	-1	99.9	100.0	99.9	100.0	99.7	99.8	100.0	99.9	100.0	99.7	100.0	100.0	99.9
N		7276	1508	1599	1576	1535	1396	1294	1370	1051	1031	1205	1230	22071

**Table 21 Mother's academic background: highest school level**

[Questionnaire] What is the highest level of school your mother has attended?

[VAR] MAEDUC

RESPONSE	PUNCH	03-07	2008	2009	2010	2011	2012	2013	2014	2016	2018	2021	2023	TOTAL
No formal school	0	23.3	23.7	20.3	22.3	18.0	19.6	17.3	23.0	16.0	10.7	19.6	14.5	20.5
Elementary school	1	30.9	28.4	29.7	29.6	30.6	27.7	26.0	26.7	27.3	28.5	26.9	26.6	29.0
Junior high school	2	13.9	12.5	14.3	13.2	13.9	14.4	12.5	14.7	12.4	11.8	11.0	12.5	13.4
High school	3	19.0	21.0	20.6	18.2	20.4	21.3	23.4	21.0	22.4	27.4	29.0	30.5	21.6
Junior college	4	0.8	0.9	1.2	0.7	1.1	1.9	1.4	2.3	1.7	2.1	3.2	4.9	1.5
College	5	2.8	4.2	4.0	4.4	5.3	4.5	5.8	7.5	8.4	7.5	5.3	7.7	4.7
Graduate school (Masters)	6	0.3	0.2	0.3	0.3	0.4	0.4	0.3	0.8	0.9	0.4	0.2	0.4	0.4
Graduate School (Ph.D.)	7	0.0	0.1	0.1	0.0	0.1	0.0	0.1	0.0	0.0	0.0	0.2	0.1	0.0
Seodang	8	3.0	3.0	2.4	3.3	2.5	1.7	1.9	3.4	0.9	1.4	0.1	0.1	2.3
DK/NA	-8	6.0	5.9	7.1	8.0	7.7	8.5	11.3	0.5	10.1	10.3	4.6	2.7	6.6
IAP	-1	0.0	0.0	0.0	0.0	0.0	0.0	0.0	0.0	0.0	0.0	0.0	0.0	0.0
N		7276	1508	1599	1576	1535	1396	1294	1370	1051	1031	1205	1230	22071

\*\* 2003 RESPONSE: No formal school, Elementary school, Junior high school, High school, Junior college(Two-year course), College(Four-year course), Graduate school, Others (EX. SEODANG)

\*\* 2004-2005 RESPONSE: No formal school, Elementary school, Junior high school, High school, Junior college (Two or three-year course), College (Four-year course), Graduate school, Others (EX. SEODANG)

**Table 22 Mother's academic background: graduated or not**

[Questionnaire] Did your mother graduate from this school, or is she currently attending?

[VAR] MAGRAD

RESPONSE	PUNCH	03-07	2008	2009	2010	2011	2012	2013	2014	2016	2018	2021	2023	TOTAL
Graduated	1	63.4	63.7	65.6	61.4	66.7	66.3	66.0	69.2	69.1	72.6	71.2	78.1	66.3
Dropped out	2	3.7	3.1	3.6	4.4	4.4	3.6	3.4	3.8	3.6	3.7	4.2	4.1	3.8
Currently attending	3	0.2	0.1	0.6	0.0	0.5	0.0	0.1	0.1	0.1	0.0	0.1	0.0	0.1
DK/NA	-8	0.4	0.5	0.3	0.5	0.2	0.3	0.0	0.0	0.2	1.5	0.2	3.2	0.5
IAP	-1	32.3	32.6	29.9	33.6	28.2	29.9	30.5	26.9	27.0	22.3	24.2	14.6	29.2
N		7276	1508	1599	1576	1535	1396	1294	1370	1051	1031	1205	1230	22071

\* SHOW CARD(16, 18)

\*\*\* Keyword: Graduation

**Table 23 Mother's academic background: dropout grade**

[Questionnaire] In what grade did she drop out?

[VAR] MADROPYR

RESPONSE	PUNCH	03-07	2008	2009	2010	2011	2012	2013	2014	2016	2018	2021	2023	TOTAL
1st grade	1	0.3	0.3	0.6	0.2	0.4	0.5	0.6	0.5	0.2	0.4	0.2	0.0	0.3
2nd grade	2	0.9	0.6	0.8	0.8	1.2	0.8	1.0	1.8	0.7	0.8	0.6	1.0	0.9
3rd grade	3	0.7	0.6	0.2	0.8	1.1	1.1	0.5	1.0	1.3	0.5	0.7	0.3	0.7
4th grade	4	0.3	0.3	0.4	0.5	0.3	0.2	0.3	0.2	0.5	0.4	0.6	0.7	0.4
5th grade	5	0.2	0.1	0.3	0.3	0.2	0.3	0.2	0.1	0.2	0.1	0.7	0.2	0.2
6th grade	6	0.0	0.1	0.0	0.1	0.0	0.0	0.0	0.0	0.0	0.0	0.0	0.0	0.0
DK/NA	-8	1.3	1.1	1.3	1.9	1.2	0.6	0.8	0.3	0.8	1.4	1.3	1.8	1.2
IAP	-1	96.3	96.9	96.4	95.5	95.6	96.4	96.7	96.1	96.4	96.5	95.8	95.9	96.2
N		7276	1508	1599	1576	1535	1396	1294	1370	1051	1031	1205	1230	22071

\*\*\* Keyword: Drop Out of School



**Table 24 Mother's academic background: current grade**

[Questionnaire] What grade is she in?

[VAR] MACURRYR

RESPONSE	PUNCH	03-07	2008	2009	2010	2011	2012	2013	2014	2016	2018	2021	2023	TOTAL
1st grade	1	0.0	0.0	0.1	-	0.3	-	0.0	0.1	0.0	-	0.1	-	0.0
2nd grade	2	0.0	0.1	0.4	-	0.1	-	0.1	0.0	0.1	-	0.0	-	0.1
3rd grade	3	0.1	0.0	0.1	-	0.0	-	0.0	0.0	0.0	-	0.0	-	0.0
4th grade	4	0.0	0.0	0.0	-	0.1	-	0.0	0.0	0.0	-	0.0	-	0.0
5th grade	5	0.0	0.0	0.0	-	0.0	-	0.0	0.0	0.0	-	0.0	-	0.0
6th grade	6	0.0	0.0	0.0	-	0.0	-	0.0	0.0	0.0	-	0.0	-	0.0
DK/NA	-8	0.0	0.0	0.0	-	0.0	-	0.0	0.0	0.0	-	0.0	-	0.0
IAP	-1	99.8	99.9	99.4	100.0	99.6	100.0	99.9	99.9	99.9	100.0	99.9	100.0	99.9
N		7276	1508	1599	1576	1535	1396	1294	1370	1051	1031	1205	1230	22071

**Table 25 The country where R's father was born**

[Questionnaire] In which country were your parents born?... Father

[VAR] FBIRTHPL

RESPONSE	PUNCH	03-07	2008	2009	2010	2011	2012	2013	2014	2016	2018	2021	2023	TOTAL
China	156	-	-	-	-	-	-	-	-	0.5	0.4	0.3	0.2	0.1
Taiwan	158	-	-	-	-	-	-	-	-	0.0	0.0	0.0	0.0	0.0
Japan	392	-	-	-	-	-	-	-	-	0.0	0.5	0.2	0.1	0.0
Korea	410	-	-	-	-	-	-	-	-	98.4	98.3	98.8	99.6	20.2
North Korea	411	-	-	-	-	-	-	-	-	0.9	0.6	0.3	0.0	0.1
The Philippines	608	-	-	-	-	-	-	-	-	0.1	0.0	0.0	0.0	0.0
Russia	643	-	-	-	-	-	-	-	-	0.2	0.0	0.0	0.0	0.0
Vietnam	704	-	-	-	-	-	-	-	-	0.0	0.1	0.0	0.1	0.0
DK/NA	-8	-	-	-	-	-	-	-	-	0.0	0.2	0.3	0.1	0.0
IAP	-1	100.0	100.0	100.0	100.0	100.0	100.0	100.0	100.0	0.0	0.0	0.0	0.0	79.5
N		7276	1508	1599	1576	1535	1396	1294	1370	1051	1031	1205	1230	22071

\*\*\* Keyword: Citizenship

**Table 26 The country where R's mother was born**

[Questionnaire] In which country were your parents born?... Mather

[VAR] MBIRTHPL

RESPONSE	PUNCH	03-07	2008	2009	2010	2011	2012	2013	2014	2016	2018	2021	2023	TOTAL
China	156	-	-	-	-	-	-	-	-	0.5	0.5	0.4	0.1	0.1
Taiwan	158	-	-	-	-	-	-	-	-	0.0	0.1	0.0	0.0	0.0
Japan	392	-	-	-	-	-	-	-	-	0.1	0.4	0.1	0.2	0.0
Korea	410	-	-	-	-	-	-	-	-	98.3	98.0	99.0	99.3	20.2
North Korea	411	-	-	-	-	-	-	-	-	0.8	0.2	0.2	0.1	0.1
Paraguay	600	-	-	-	-	-	-	-	-	0.0	0.0	0.0	0.1	0.0
The Philippines	608	-	-	-	-	-	-	-	-	0.1	0.0	0.2	0.0	0.0
Russia	643	-	-	-	-	-	-	-	-	0.2	0.0	0.0	0.0	0.0
Vietnam	704	-	-	-	-	-	-	-	-	0.0	0.1	0.0	0.1	0.0
DK/NA	-8	-	-	-	-	-	-	-	-	0.1	0.8	0.2	0.2	0.1
IAP	-1	100.0	100.0	100.0	100.0	100.0	100.0	100.0	100.0	0.0	0.0	0.0	0.0	79.5
N		7276	1508	1599	1576	1535	1396	1294	1370	1051	1031	1205	1230	22071

**Table 27 Living arrangement at 16**

[Questionnaire] Did you live with your birth father and mother when you were 16? If not, who did you live with? If you got married or left the house at 16, please respond how you were like before you did so.

[VAR] FAMILY16

RESPONSE	PUNCH	03-07	2008	2009	2010	2011	2012	2013	2014	2016	2018	2021	2023	TOTAL
Birth mother and birth father	1	-	-	-	-	-	-	-	-	-	-	88.3	89.6	9.8
Birth father and stepmother	2	-	-	-	-	-	-	-	-	-	-	0.4	1.1	0.1
Birth mother and stepfather	3	-	-	-	-	-	-	-	-	-	-	0.2	0.7	0.0
Only with birth father	4	-	-	-	-	-	-	-	-	-	-	1.7	1.1	0.2
Only with birth mother	5	-	-	-	-	-	-	-	-	-	-	7.2	5.4	0.7
Other male relatives	6	-	-	-	-	-	-	-	-	-	-	0.2	0.0	0.0
Other female relatives	7	-	-	-	-	-	-	-	-	-	-	0.4	0.3	0.0
Male and female relatives (ex: aunt, uncle, grandparents)	8	-	-	-	-	-	-	-	-	-	-	0.2	0.7	0.1
OTHER	77	-	-	-	-	-	-	-	-	-	-	0.7	0.7	0.1
DK/NA	-8	-	-	-	-	-	-	-	-	-	-	0.5	0.4	0.0
IAP	-1	100.0	100.0	100.0	100.0	100.0	100.0	100.0	100.0	100.0	100.0	0.0	0.0	89.0
N		7276	1508	1599	1576	1535	1396	1294	1370	1051	1031	1205	1230	22071

\*\*\* Keyword: Parents

**Table 28 The reason not living with your birth mother or birth father**

[Questionnaire] What is the reason that you did not live with your birth mother or birth father

[VAR] WHYNOTPA

RESPONSE	PUNCH	03-07	2008	2009	2010	2011	2012	2013	2014	2016	2018	2021	2023	TOTAL
One or both of them passed away	1	-	-	-	-	-	-	-	-	-	-	7.0	-	0.4
They got divorced or split-up	2	-	-	-	-	-	-	-	-	-	-	2.8	-	0.2
Because of father's workplace	3	-	-	-	-	-	-	-	-	-	-	0.2	-	0.0
One or both of them were sick	4	-	-	-	-	-	-	-	-	-	-	0.4	-	0.0
OTHER	77	-	-	-	-	-	-	-	-	-	-	0.5	-	0.0
DK/NA	-8	-	-	-	-	-	-	-	-	-	-	0.4	-	0.0
IAP	-1	100.0	100.0	100.0	100.0	100.0	100.0	100.0	100.0	100.0	100.0	88.6	100.0	99.4
N		7276	1508	1599	1576	1535	1396	1294	1370	1051	1031	1205	1230	22071

\*\*\* Keyword: Parents



**Table 29 The reason not living with your birth mother or birth father**

[Questionnaire] What is the reason that you did not live with your birth mother or birth father

[VAR] WHYNOTPA23

RESPONSE	PUNCH	03-07	2008	2009	2010	2011	2012	2013	2014	2016	2018	2021	2023	TOTAL
One or both of them passed away	1	-	-	-	-	-	-	-	-	-	-	-	3.8	0.2
They got divorced or split-up	2	-	-	-	-	-	-	-	-	-	-	-	4.9	0.3
Because of father's or mother's workplace	3	-	-	-	-	-	-	-	-	-	-	-	0.7	0.0
One or both of them were sick	4	-	-	-	-	-	-	-	-	-	-	-	0.0	0.0
OTHER	77	-	-	-	-	-	-	-	-	-	-	-	0.6	0.0
DK/NA	-8	-	-	-	-	-	-	-	-	-	-	-	0.6	0.0
IAP	-1	100.0	100.0	100.0	100.0	100.0	100.0	100.0	100.0	100.0	100.0	100.0	89.5	99.4
N		7276	1508	1599	1576	1535	1396	1294	1370	1051	1031	1205	1230	22071

\*\*\* Keyword: Parents

**Table 30 Father's industry when R was 16 (KSIC\_9, 1digit)**

[Questionnaire] In what industry did your father work in when you were 16? Please be as specific as possible... Industry

[VAR] PAIND16A

RESPONSE	PUNCH	03-07	2008	2009	2010	2011	2012	2013	2014	2016	2018	2021	2023	TOTAL
Agriculture, forestry and fishing	1	-	-	-	-	-	-	-	-	-	-	34.1	33.0	3.7
Mining and quarrying	2	-	-	-	-	-	-	-	-	-	-	0.1	0.2	0.0
Manufacturing	3	-	-	-	-	-	-	-	-	-	-	7.0	11.5	1.0
Electricity, gas, steam and water supply	4	-	-	-	-	-	-	-	-	-	-	0.6	0.1	0.0
Sewerage, waste management, materials recovery and remediation activities	5	-	-	-	-	-	-	-	-	-	-	0.2	0.0	0.0
Construction	6	-	-	-	-	-	-	-	-	-	-	6.6	7.0	0.7
Wholesale and retail trade	7	-	-	-	-	-	-	-	-	-	-	8.5	11.7	1.1
Transportation	8	-	-	-	-	-	-	-	-	-	-	3.5	4.5	0.4
Accommodation and food service activities	9	-	-	-	-	-	-	-	-	-	-	4.0	4.1	0.4
Information and communications	10	-	-	-	-	-	-	-	-	-	-	1.2	0.7	0.1
Financial and insurance activities	11	-	-	-	-	-	-	-	-	-	-	1.2	1.5	0.2
Real estate activities and renting and leasing	12	-	-	-	-	-	-	-	-	-	-	1.1	1.1	0.1
Professional, scientific and technical activities	13	-	-	-	-	-	-	-	-	-	-	0.3	0.6	0.0
Business facilities management and business support services	14	-	-	-	-	-	-	-	-	-	-	1.0	0.5	0.1
Public administration and defence ; compulsory social security	15	-	-	-	-	-	-	-	-	-	-	5.0	6.6	0.6
Education	16	-	-	-	-	-	-	-	-	-	-	2.9	2.4	0.3
Human health and social work activities	17	-	-	-	-	-	-	-	-	-	-	0.7	0.7	0.1
Arts, sports and recreation related services	18	-	-	-	-	-	-	-	-	-	-	0.1	0.2	0.0
Membership organizations, repair and other personal services	19	-	-	-	-	-	-	-	-	-	-	1.4	1.2	0.1
Activities of households as employers; undifferentiated goods- and services- producing activities of households for own use	20	-	-	-	-	-	-	-	-	-	-	0.0	0.0	0.0
Activities of extraterritorial organizations and bodies	21	-	-	-	-	-	-	-	-	-	-	0.0	0.1	0.0
DK/NA	-8	-	-	-	-	-	-	-	-	-	-	15.4	9.0	1.3
IAP	-1	100.0	100.0	100.0	100.0	100.0	100.0	100.0	100.0	100.0	100.0	5.2	3.4	89.4
N		7276	1508	1599	1576	1535	1396	1294	1370	1051	1031	1205	1230	22071

\*\* Korean Standard Industrial Classification (KSIC) ver.9

\*\*\* Keyword: Job, Occupation

**Table 31 Father's occupation (KSCO\_6, 1digit)**

[Questionnaire] In what industry did your father work in when you were 16? Please be as specific as possible...

[VAR] PAOCC16A

RESPONSE	PUNCH	03-07	2008	2009	2010	2011	2012	2013	2014	2016	2018	2021	2023	TOTAL
Armed Forces	0	-	-	-	-	-	-	-	-	-	-	0.7	0.6	0.1
Managers	1	-	-	-	-	-	-	-	-	-	-	1.7	2.3	0.2
Professionals and Related Workers	2	-	-	-	-	-	-	-	-	-	-	6.3	5.7	0.7
Clerks	3	-	-	-	-	-	-	-	-	-	-	13.5	13.6	1.5
Service Workers	4	-	-	-	-	-	-	-	-	-	-	4.7	4.8	0.5
Sales Workers	5	-	-	-	-	-	-	-	-	-	-	7.6	10.1	1.0
Skilled Agricultural, Forestry and Fishery Workers	6	-	-	-	-	-	-	-	-	-	-	34.0	33.2	3.7
Craft and Related Trades Workers	7	-	-	-	-	-	-	-	-	-	-	7.6	6.5	0.8
Equipment, Machine Operating and Assembling Workers	8	-	-	-	-	-	-	-	-	-	-	6.1	8.4	0.8
Elementary Workers	9	-	-	-	-	-	-	-	-	-	-	2.9	3.2	0.3
DK/NA	-8	-	-	-	-	-	-	-	-	-	-	9.6	8.4	1.0
IAP	-1	100.0	100.0	100.0	100.0	100.0	100.0	100.0	100.0	100.0	100.0	5.2	3.4	89.4
N		7276	1508	1599	1576	1535	1396	1294	1370	1051	1031	1205	1230	22071

\*\* Korean Standard Classification of Occupations (KSCO) ver.6

\*\*\* Keyword: Job, Occupation, Position



**Table 32 whether R is an employee**

[Questionnaire] Do you work for someone else?

[VAR] EMPED

RESPONSE	PUNCH	03-07	2008	2009	2010	2011	2012	2013	2014	2016	2018	2021	2023	TOTAL
Yes	1	36.3	40.1	38.7	40.3	39.5	38.6	36.2	41.0	38.6	42.9	42.6	48.2	39.1
No	2	21.4	18.0	20.0	19.5	20.9	19.8	17.5	17.1	19.6	17.4	22.6	19.6	20.0
DK/NA	-8	0.0	0.0	0.1	0.0	0.0	0.0	0.0	0.0	0.0	0.0	0.2	0.2	0.0
IAP	-1	42.4	41.9	41.2	40.2	39.6	41.5	46.4	41.9	41.8	39.8	34.6	32.1	40.9
N		7276	1508	1599	1576	1535	1396	1294	1370	1051	1031	1205	1230	22071

\* SHOW CARD(16, 18)

\*\*\* Keyword: Employment

**Table 33 R's employment status (If R is working for someone)**

[Questionnaire] What is your employment status?

[VAR] WGSTAT

RESPONSE	PUNCH	03-07	2008	2009	2010	2011	2012	2013	2014	2016	2018	2021	2023	TOTAL
Regular employee	1	26.8	28.8	28.8	29.1	31.6	29.4	28.8	33.5	30.4	34.7	34.5	39.0	29.9
Temporary employee	2	6.1	7.4	6.6	7.0	4.8	5.9	4.3	5.2	5.3	5.3	6.1	6.9	6.0
Day labor	3	3.3	3.8	3.3	4.1	3.2	3.3	2.9	2.3	2.8	2.6	1.8	2.2	3.1
DK/NA	-8	0.1	0.0	0.0	0.1	0.0	0.0	0.1	0.0	0.0	0.2	0.2	0.0	0.1
IAP	-1	63.7	60.0	61.3	59.7	60.5	61.3	63.9	59.0	61.5	57.1	57.4	51.9	60.9
N		7276	1508	1599	1576	1535	1396	1294	1370	1051	1031	1205	1230	22071

\* SHOW CARD(16, 18)

\*\* 2003 Questionnaire: What is your employment status?

\*\*\* Keyword: Job, Day labor

**Table 34 Part-time or full time (If R is working for someone)**

[Questionnaire] Are you working part time or full time?

[VAR] WGPTFL

RESPONSE	PUNCH	03-07	2008	2009	2010	2011	2012	2013	2014	2016	2018	2021	2023	TOTAL
Part-time	1	6.2	7.7	7.9	7.6	6.4	7.2	6.2	7.0	6.2	8.8	6.2	6.3	6.8
Full-time	2	30.0	32.3	30.8	32.4	33.1	31.4	29.8	34.0	32.4	34.0	36.2	41.7	32.2
DK/NA	-8	0.0	0.0	0.0	0.2	0.0	0.0	0.2	0.0	0.0	0.0	0.2	0.1	0.1
IAP	-1	63.7	60.0	61.3	59.7	60.5	61.4	63.8	59.0	61.5	57.1	57.3	51.9	60.9
N		7276	1508	1599	1576	1535	1396	1294	1370	1051	1031	1205	1230	22071

\* SHOW CARD(16, 18)

\*\*\* Keyword: Part-time Employment

**Table 35 R's working hours (if R is working for someone)**

[Questionnaire] How many hours a week do you work on average?

[VAR] WGWKHR

RESPONSE	PUNCH	03-07	2008	2009	2010	2011	2012	2013	2014	2016	2018	2021	2023	TOTAL
Less than 10	1	0.4	0.9	0.9	1.2	0.2	0.6	1.2	1.2	2.1	1.6	4.4	3.6	1.1
10-19	2	1.0	1.3	1.8	1.6	0.7	1.8	1.8	1.3	1.9	1.2	1.3	1.5	1.3
20-29	3	1.4	2.2	1.9	1.7	1.4	1.9	1.3	2.3	1.4	2.5	1.8	0.7	1.6
30-39	4	1.9	2.5	2.1	2.0	1.4	2.1	1.4	2.0	2.4	2.8	1.9	2.4	2.0
40-49	5	16.3	18.6	17.5	18.9	19.5	16.5	18.2	19.0	18.1	21.2	27.4	35.4	19.2
50-59	6	6.9	6.6	7.8	6.2	8.3	6.5	5.7	7.9	6.5	7.8	4.4	3.5	6.6
60-69	7	3.9	4.2	2.9	3.1	3.7	5.2	3.0	4.5	2.7	2.3	0.7	0.5	3.4
70-79	8	2.5	2.4	2.3	2.3	2.0	1.6	1.6	2.4	1.4	1.6	0.2	0.3	2.0
80 or over	9	1.3	1.3	1.1	1.8	0.8	1.2	0.7	0.6	1.1	0.5	0.1	0.0	1.0
DK/NA	-8	0.6	0.1	0.5	1.4	1.6	1.2	1.2	0.0	1.0	1.5	0.4	0.2	0.8
IAP	-1	63.7	60.0	61.3	59.6	60.5	61.4	63.8	58.9	61.5	57.2	57.3	51.9	60.9
N		7276	1508	1599	1576	1535	1396	1294	1370	1051	1031	1205	1230	22071

\*\* 2003 Questionnaire: How many hours a week do you work on average? HOURS:

**Table 36 R's working stability (if R is working for someone)**

[Questionnaire] Is it possible to keep this job as long as you want?

[VAR] WGSTAB

RESPONSE	PUNCH	03-07	2008	2009	2010	2011	2012	2013	2014	2016	2018	2021	2023	TOTAL
Yes	1	23.3	34.6	31.5	33.8	33.6	33.6	30.9	36.4	32.2	37.8	37.8	42.1	31.0
No	2	3.5	4.4	4.8	4.4	3.8	3.4	5.1	4.7	6.2	4.9	4.6	5.4	4.3
DK/NA	-8	1.6	1.0	2.5	2.2	2.1	1.6	0.2	0.0	0.1	0.2	0.2	0.7	1.3
IAP	-1	71.6	60.0	61.3	59.7	60.5	61.3	63.8	59.0	61.5	57.1	57.3	51.8	63.5
N		7276	1508	1599	1576	1535	1396	1294	1370	1051	1031	1205	1230	22071

\* SHOW CARD(16, 18)

\*\*\* Keyword: Workplace

**Table 37 R's working period (year/month) for the current job (if R is working for someone)**

[Questionnaire] How long have you worked for the current employer?

[VAR] WGTENYR, WGTENMO

RESPONSE	PUNCH	03-07	2008	2009	2010	2011	2012	2013	2014	2016	2018	2021	2023	TOTAL
Less than 2 years	1	8.7	-	13.5	15.4	-	-	-	-	-	-	9.6	11.9	6.1
2-5	2	5.8	-	7.6	8.0	-	-	-	-	-	-	11.1	13.7	4.4
5-10	3	3.5	-	7.3	6.7	-	-	-	-	-	-	10.0	11.2	3.3
10-15	4	2.7	-	3.2	3.6	-	-	-	-	-	-	5.0	6.2	2.0
More than 16 years	5	3.1	-	7.0	6.4	-	-	-	-	-	-	6.4	4.9	2.6
DK/NA	-8	0.1	-	0.1	0.1	-	-	-	-	-	-	0.4	0.3	0.1
IAP	-1	76.3	100.0	61.3	59.7	100.0	100.0	100.0	100.0	100.0	100.0	57.4	51.8	81.5
N		7276	1508	1599	1576	1535	1396	1294	1370	1051	1031	1205	1230	22071

\*\*\* Keyword: Workplace



**Table 38 Number of promotions or raises**

[Questionnaire] How many times have you been promoted or been given a salary increase in this company?

[VAR] NUMPRMT

RESPONSE	PUNCH	03-07	2008	2009	2010	2011	2012	2013	2014	2016	2018	2021	2023	TOTAL
0	0	-	-	14.7	-	-	-	-	-	-	-	-	-	1.1
1-9	1-9	-	-	18.1	-	-	-	-	-	-	-	-	-	1.3
10-19	10-19	-	-	3.6	-	-	-	-	-	-	-	-	-	0.3
20-29	20-29	-	-	1.6	-	-	-	-	-	-	-	-	-	0.1
30 or over	30-56	-	-	0.4	-	-	-	-	-	-	-	-	-	0.0
DK/NA	-8	-	-	0.3	-	-	-	-	-	-	-	-	-	0.0
IAP	-1	100.0	100.0	61.3	100.0	100.0	100.0	100.0	100.0	100.0	100.0	100.0	100.0	97.2
N		7276	1508	1599	1576	1535	1396	1294	1370	1051	1031	1205	1230	22071

\*\*\* Keyword: Workplace, Promotion

**Table 39 R's employment sector (if R is working for someone)**

[Questionnaire] Are you employed by the government, a publicly owned firm, a private firm, or a non-profit organization?

[VAR] WGSECT

RESPONSE	PUNCH	03-07	2008	2009	2010	2011	2012	2013	2014	2016	2018	2021	2023	TOTAL
Government	1	2.8	3.4	4.5	3.0	3.6	3.4	3.7	3.4	4.7	4.1	2.7	3.3	3.3
Publicly owned firm	2	1.5	2.7	1.8	2.2	2.3	2.1	3.2	2.9	3.6	3.2	2.3	2.5	2.2
Private firm	3	28.0	30.6	29.6	29.8	31.8	30.9	26.9	31.2	27.0	31.4	36.0	40.0	30.2
Non-profit organization	4	3.9	3.4	2.8	5.2	1.8	2.1	2.2	3.6	3.1	3.7	1.1	1.8	3.2
DK/NA	-8	0.1	0.0	0.1	0.1	0.0	0.0	0.1	0.0	0.1	0.6	0.6	0.6	0.2
IAP	-1	63.7	60.0	61.3	59.7	60.5	61.4	63.9	59.0	61.5	57.1	57.3	51.9	60.9
N		7276	1508	1599	1576	1535	1396	1294	1370	1051	1031	1205	1230	22071

\* SHOW CARD(16, 18)

\*\* 2003 Questionnaire: Are you employed by the government, a publicly owned firm, or a private firm (including non-profit organization)?

\*\*\* Keyword: Workplace, Government, Private Firm, Non-profit Organization, Employment

**Table 40 Whether R is a union member (if R is working for someone)**

[Questionnaire] Are you a union member?

[VAR] WGUNN

RESPONSE	PUNCH	03-07	2008	2009	2010	2011	2012	2013	2014	2016	2018	2021	2023	TOTAL
Yes	1	6.1	6.8	6.1	7.2	6.3	8.3	7.8	8.5	8.0	5.6	5.0	4.6	6.6
No	2	30.0	33.2	32.6	32.8	33.2	30.3	28.2	32.4	30.5	37.1	37.6	43.3	32.4
DK/NA	-8	0.1	0.0	0.1	0.3	0.0	0.0	0.1	0.0	0.0	0.2	0.1	0.2	0.1
IAP	-1	63.7	60.0	61.3	59.7	60.5	61.4	63.9	59.0	61.5	57.1	57.3	51.9	60.9
N		7276	1508	1599	1576	1535	1396	1294	1370	1051	1031	1205	1230	22071

\* SHOW CARD(16, 18)

\*\*\* Keyword: Labor Union

**Table 41 R's past experience as a union member (if not now)**

[Questionnaire] (IF NOT UNION MEMBER) Were you a member of trade union before?

[VAR] WGUNNP

RESPONSE	PUNCH	03-07	2008	2009	2010	2011	2012	2013	2014	2016	2018	2021	2023	TOTAL
Yes	1	2.7	4.0	4.0	3.6	4.0	3.3	3.6	2.5	3.2	3.3	1.9	1.7	3.1
No	2	22.0	28.6	27.7	28.3	28.9	26.8	24.6	29.6	26.8	33.3	35.6	41.7	27.3
DK/NA	-8	0.2	0.5	0.9	0.8	0.3	0.3	0.0	0.3	0.5	0.6	0.0	0.0	0.3
IAP	-1	75.1	66.8	67.4	67.2	66.8	69.6	71.7	67.6	69.5	62.9	62.5	56.6	69.3
N		7276	1508	1599	1576	1535	1396	1294	1370	1051	1031	1205	1230	22071

\* SHOW CARD (16, 18)

**Table 42 R's current work position (if R is working for someone)**

[Questionnaire] What is the best description of your work position in the current job?

[VAR] WGPOSTN

RESPONSE	PUNCH	03-07	2008	2009	2010	2011	2012	2013	2014	2016	2018	2021	2023	TOTAL
Senior-level manager	1	0.7	-	-	-	-	-	-	-	-	-	-	-	0.2
Middle-level manager	2	1.6	-	-	-	-	-	-	-	-	-	-	-	0.5
Lower-level manager	3	0.7	-	-	-	-	-	-	-	-	-	-	-	0.2
Ordinary workers, rank and file	4	4.6	-	-	-	-	-	-	-	-	-	-	-	1.5
OTHER	7	0.0	-	-	-	-	-	-	-	-	-	-	-	0.0
IAP	-1	92.4	100.0	100.0	100.0	100.0	100.0	100.0	100.0	100.0	100.0	100.0	100.0	97.5
N		7276	1508	1599	1576	1535	1396	1294	1370	1051	1031	1205	1230	22071

\*\*\* Keyword: Position

**Table 43 Number of employees in R's work (if R is working for someone)**

[Questionnaire] How many people are working in your company? Please don't count people working in the headquarters or branches located in other area, and include part-time workers, too, in your company.

[VAR] WGNOEMP

RESPONSE	PUNCH	03-07	2008	2009	2010	2011	2012	2013	2014	2016	2018	2021	2023	TOTAL
1-4	1	1.9	-	-	-	-	-	4.7	5.4	4.6	4.4	6.7	6.3	2.4
5-9	2	2.1	-	-	-	-	-	6.2	6.0	5.1	4.2	7.9	8.6	2.8
10-19	3	2.1	-	-	-	-	-	5.3	6.8	5.2	5.0	7.1	10.9	2.9
20-49	4	2.2	-	-	-	-	-	5.2	6.9	5.1	5.9	6.9	7.0	2.7
50-99	5	1.4	-	-	-	-	-	5.2	5.4	4.7	4.1	3.7	6.8	2.1
100-299	6	1.8	-	-	-	-	-	3.4	3.9	4.4	5.2	6.0	3.3	2.0
300-499	7	0.5	-	-	-	-	-	1.7	0.9	1.0	2.0	0.9	2.0	0.6
500-999	8	0.7	-	-	-	-	-	1.0	1.7	1.2	1.6	0.2	0.6	0.6
More than 1000	9	1.1	-	-	-	-	-	2.9	3.5	2.7	2.6	2.4	2.2	1.3
DK/NA	-8	0.4	-	-	-	-	-	0.5	0.5	4.5	7.8	0.7	0.5	0.8
IAP	-1	85.9	100.0	100.0	100.0	100.0	100.0	63.9	59.0	61.5	57.1	57.3	51.8	81.8
N		7276	1508	1599	1576	1535	1396	1294	1370	1051	1031	1205	1230	22071

\*\* 2013 Questionnaire: About how many people work at the location where you work now? Do not include the people outside your establishment and please count part-time as well as full-time employees.

\*\*\* Keyword: Workplace, Part-time Employment



**Table 44 R's self-employment status**

[Questionnaire] If not employed, are you working for the family, self-employed with no employees, or self-employed with employees?

[VAR] SFSTAT

RESPONSE	PUNCH	03-07	2008	2009	2010	2011	2012	2013	2014	2016	2018	2021	2023	TOTAL
Working for family without being paid	1	2.9	2.6	1.4	2.0	2.8	3.6	1.9	0.9	3.4	1.9	1.0	2.8	2.4
Self-employed with no employees	2	13.5	11.1	13.4	12.3	12.5	12.6	11.1	11.5	11.8	10.9	17.8	13.0	12.8
Self-employed with employees	3	4.9	4.3	5.3	5.2	5.5	3.7	4.5	4.7	4.5	4.5	3.1	3.1	4.6
DK/NA	-8	0.1	0.0	0.0	0.0	0.0	0.0	0.0	0.0	0.0	0.1	0.7	0.7	0.1
IAP	-1	78.6	82.0	79.9	80.5	79.2	80.2	82.5	82.9	80.3	82.6	77.4	80.4	80.0
N		7276	1508	1599	1576	1535	1396	1294	1370	1051	1031	1205	1230	22071

\* SHOW CARD(16, 18)

\*\* 2003 Questionnaire: Are you self-employed with no employees, self-employed with employees or working for the family?

\*\* 2003 RESPONSE: Self-employed with no employees, Self-employed with employees, Working for family without being paid

\*\*\* Keyword: Employment, Family Members, Self-employed

**Table 45 Number of employees who work for R (if R has any employees)**

[Questionnaire] (IF SELF-EMPLOYED WITH EMPLOYEES) How many employees do you employ?

[VAR] SFNOHI

RESPONSE	PUNCH	03-07	2008	2009	2010	2011	2012	2013	2014	2016	2018	2021	2023	TOTAL
1-9	1	4.0	3.4	4.4	4.3	4.4	3.4	3.9	3.5	4.1	3.3	2.9	2.5	3.8
10-19	2	0.5	0.1	0.3	0.3	0.6	0.2	0.1	0.5	0.2	0.9	0.0	0.6	0.4
20-29	3	0.1	0.4	0.3	0.1	0.1	0.1	0.0	0.1	0.2	0.0	0.1	0.0	0.1
30-39	4	0.1	0.3	0.1	0.2	0.1	0.0	0.2	0.3	0.0	0.0	0.0	0.0	0.1
40-49	5	0.0	0.0	0.0	0.0	0.0	0.0	0.0	0.0	0.0	0.1	0.0	0.0	0.0
50 or over	6	0.1	0.1	0.1	0.2	0.2	0.0	0.3	0.2	0.1	0.2	0.0	0.0	0.1
DK/NA	-8	0.0	0.0	0.1	0.1	0.1	0.0	0.0	0.1	0.0	0.0	0.0	0.0	0.0
IAP	-1	95.1	95.7	94.7	94.8	94.5	96.3	95.5	95.3	95.4	95.5	97.0	96.9	95.4
N		7276	1508	1599	1576	1535	1396	1294	1370	1051	1031	1205	1230	22071

\*\*\* Keyword: Employment

**Table 46 Part-time or full time (if R is self-employed)**

[Questionnaire] Are you working part time or full time?

[VAR] SFPTFL

RESPONSE	PUNCH	03-07	2008	2009	2010	2011	2012	2013	2014	2016	2018	2021	2023	TOTAL
Part-time	1	2.5	3.1	3.4	3.0	2.6	2.6	3.7	2.6	3.7	3.5	2.3	2.4	2.8
Full-time	2	14.8	15.0	16.6	16.5	18.1	17.3	13.8	14.5	15.9	13.8	19.5	14.4	15.6
DK/NA	-8	0.1	0.0	0.0	0.0	0.1	0.0	0.0	0.0	0.0	0.1	0.7	2.8	0.2
IAP	-1	82.7	82.0	80.0	80.5	79.2	80.2	82.5	82.9	80.4	82.6	77.5	80.4	81.4
N		7276	1508	1599	1576	1535	1396	1294	1370	1051	1031	1205	1230	22071

\* SHOW CARD(16, 18)

\*\*\* Keyword: Part-time Employment

**Table 47 R's working hours (if R is self-employed)**

[Questionnaire] How many hours a week do you work on average?

[VAR] SFWKHR

RESPONSE	PUNCH	03-07	2008	2009	2010	2011	2012	2013	2014	2016	2018	2021	2023	TOTAL
1-9	1	0.5	0.6	0.3	0.7	0.3	0.6	0.8	0.4	0.7	0.4	3.2	1.2	0.7
10-19	2	0.7	0.8	1.3	0.8	0.7	1.1	1.2	0.9	1.9	1.0	1.1	1.1	0.9
20-29	3	0.9	1.5	0.9	1.3	0.9	1.8	0.8	1.5	1.9	1.0	0.7	0.6	1.1
30-39	4	1.4	1.7	1.9	1.6	1.7	1.1	1.5	1.8	1.9	1.3	2.1	2.2	1.6
40-49	5	3.3	3.1	4.3	4.4	5.5	4.6	4.0	3.7	4.8	4.5	6.7	7.5	4.3
50-59	6	2.3	2.5	2.9	2.5	2.8	2.6	3.3	3.7	3.0	2.9	4.2	4.6	2.9
60-69	7	2.5	1.8	2.4	2.0	2.5	2.0	1.4	1.6	2.2	1.8	2.6	1.2	2.1
70-79	8	2.8	3.2	2.8	2.5	2.9	3.2	2.7	2.3	1.7	1.9	0.8	0.2	2.5
80 or over	9	2.3	2.5	2.8	2.2	2.0	2.1	1.1	1.0	1.0	1.1	0.4	0.1	1.8
Don't have a fixed time	666	0.0	0.0	0.0	0.1	0.0	0.0	0.0	0.0	0.0	0.0	0.0	0.0	0.0
DK/NA	-8	0.7	0.4	0.3	1.3	1.4	0.6	0.7	0.1	0.7	1.6	0.7	0.9	0.8
IAP	-1	82.7	81.9	80.0	80.5	79.3	80.1	82.4	83.0	80.3	82.6	77.5	80.3	81.3
N		7276	1508	1599	1576	1535	1396	1294	1370	1051	1031	1205	1230	22071

\*\* 2010 RESPONSE: 1-9, 10-19, 20-29, 30-39, 40-49, 50-59, 60-69, 70-79, 80 or over, don't have a fixed time, DK/NA

**Table 48 R's work period (year/month) for the current job (if R is self-employed)**

[Questionnaire] How long have you worked for the current work?

[VAR] SFTENYR, SFTENMO

RESPONSE	PUNCH	03-07	2008	2009	2010	2011	2012	2013	2014	2016	2018	2021	2023	TOTAL
Less than 5 years	1	2.3	-	5.9	5.6	4.8	4.7	4.3	3.4	4.1	4.0	5.6	4.2	3.6
5-10	2	1.4	-	3.8	3.6	3.5	2.9	3.5	2.3	3.6	2.3	3.4	3.9	2.4
10-20	3	2.1	-	3.8	3.9	5.8	4.0	5.2	4.7	4.5	3.9	4.8	6.7	3.5
20-30	4	1.1	-	3.1	2.0	2.8	3.5	3.0	2.0	3.1	2.5	3.8	1.9	2.0
More than 30 years	5	1.7	-	3.2	4.3	3.8	4.7	1.4	4.7	3.8	3.8	4.5	2.2	2.8
DK/NA	-8	0.0	-	0.2	0.2	0.2	0.0	0.2	0.0	0.6	0.8	0.3	0.7	0.2
IAP	-1	91.3	100.0	80.0	80.5	79.2	80.2	82.5	82.9	80.3	82.7	77.5	80.4	85.4
N		7276	1508	1599	1576	1535	1396	1294	1370	1051	1031	1205	1230	22071

\*\*\* Keyword: Job



**Table 49 R's main reason for self-employment**

[Questionnaire] What is the main reason for self-employed?

[VAR] SFWHY

RESPONSE	PUNCH	03-07	2008	2009	2010	2011	2012	2013	2014	2016	2018	2021	2023	TOTAL
To do my own work	1	1.2	-	-	4.2	-	-	-	-	-	-	-	-	0.7
To make more money	2	0.9	-	-	4.4	-	-	-	-	-	-	-	-	0.6
To decide work schedule by myself	3	0.2	-	-	1.0	-	-	-	-	-	-	-	-	0.1
Unable to get employed	4	0.5	-	-	1.8	-	-	-	-	-	-	-	-	0.3
Unable to get a job after retirement or laid-off	5	0.4	-	-	2.1	-	-	-	-	-	-	-	-	0.3
To run the family business	6	0.9	-	-	2.3	-	-	-	-	-	-	-	-	0.5
To maintain both family and work life	7	0.2	-	-	0.8	-	-	-	-	-	-	-	-	0.1
OTHER	77	0.4	-	-	2.8	-	-	-	-	-	-	-	-	0.3
DK/NA	-8	0.0	-	-	0.2	-	-	-	-	-	-	-	-	0.0
IAP	-1	95.3	100.0	100.0	80.5	100.0	100.0	100.0	100.0	100.0	100.0	100.0	100.0	97.0
N		7276	1508	1599	1576	1535	1396	1294	1370	1051	1031	1205	1230	22071

\*\*\* Keyword: Self-employed

**Table 50 Number of R's subordinates**

[Questionnaire] How many subordinates do you have in your workplace whom you manage and supervise?

[VAR] NUMSUP

RESPONSE	PUNCH	03-07	2008	2009	2010	2011	2012	2013	2014	2016	2018	2021	2023	TOTAL
Less than 10	1	-	-	53.0	53.8	54.7	54.2	49.4	51.1	52.6	41.5	56.6	59.1	31.8
10-19	2	-	-	2.6	2.9	2.7	1.6	1.9	4.2	2.2	2.8	2.7	2.7	1.6
20-29	3	-	-	1.4	1.2	0.9	0.9	0.5	1.3	0.9	1.0	0.3	0.1	0.5
30-39	4	-	-	0.3	0.6	0.4	0.4	0.3	0.7	0.6	0.3	0.1	0.3	0.2
40-49	5	-	-	0.2	0.3	0.3	0.2	0.2	0.3	0.1	0.2	0.2	0.1	0.1
50-59	6	-	-	0.3	0.1	0.3	0.4	0.3	0.1	0.1	0.2	0.2	0.2	0.1
60-69	7	-	-	0.1	0.1	0.0	0.2	0.1	0.0	0.0	0.0	0.0	0.0	0.0
70-99	8	-	-	0.4	0.2	0.1	0.0	0.1	0.0	0.2	0.0	0.0	0.0	0.1
More than 100	9	-	-	0.2	0.3	0.5	0.4	0.9	0.3	0.5	0.5	0.2	0.2	0.2
DK/NA	-8	-	-	0.6	0.4	0.5	0.1	0.0	0.1	1.0	13.8	5.0	5.1	1.4
IAP	-1	100.0	100.0	41.1	40.2	39.6	41.5	46.3	41.9	41.8	39.8	34.6	32.2	63.9
N		7276	1508	1599	1576	1535	1396	1294	1370	1051	1031	1205	1230	22071

\*\*\* Keyword: Work, Subordinate

**Table 51 Whether R has subordinates or not**

[Questionnaire] Do you have any subordinates in your workplace whom you directly manage and supervise?

[VAR] EMSUBO

RESPONSE	PUNCH	03-07	2008	2009	2010	2011	2012	2013	2014	2016	2018	2021	2023	TOTAL
Yes	1	17.7	17.4	19.7	16.3	18.0	14.9	17.2	18.9	15.2	17.6	16.2	16.5	17.4
No	2	39.8	40.3	0.5	2.1	2.1	2.8	2.6	2.1	2.6	2.6	3.7	4.5	17.4
DK/NA	-8	0.1	0.4	0.1	0.2	0.1	0.1	0.0	0.3	0.1	0.6	0.1	0.2	0.2
IAP	-1	42.4	41.9	79.8	81.4	79.8	82.2	80.1	78.7	82.1	79.2	80.1	78.9	65.1
N		7276	1508	1599	1576	1535	1396	1294	1370	1051	1031	1205	1230	22071

\* SHOW CARD(16, 18)

\*\* 2003 Questionnaire: Do you have a subordinate at your workplace for whom you are directly responsible?

\*\* 2004-2009 Questionnaire: How many subordinates do you have in your workplace whom you manage and supervise?

\*\*\* Keyword: Work, Subordinate

**Table 52 R's reason for not working (if unemployed)**

[Questionnaire] What is the reason for not working?

[VAR] WHYUNEM

RESPONSE	PUNCH	03-07	2008	2009	2010	2011	2012	2013	2014	2016	2018	2021	2023	TOTAL
Unemployed or temporarily not working	1	0.6	-	-	-	-	-	-	-	-	-	-	-	0.2
Keeping house	2	2.9	-	-	-	-	-	-	-	-	-	-	-	1.0
Schooling	3	2.0	-	-	-	-	-	-	-	-	-	-	-	0.7
Old age	4	1.7	-	-	-	-	-	-	-	-	-	-	-	0.6
Disabled	5	0.0	-	-	-	-	-	-	-	-	-	-	-	0.0
Looking for job	6	0.1	-	-	-	-	-	-	-	-	-	-	-	0.0
Illness	7	0.3	-	-	-	-	-	-	-	-	-	-	-	0.1
Joining the army	8	0.1	-	-	-	-	-	-	-	-	-	-	-	0.0
Pregnancy	9	0.0	-	-	-	-	-	-	-	-	-	-	-	0.0
OTHER	77	0.1	-	-	-	-	-	-	-	-	-	-	-	0.0
IAP	-1	92.2	100.0	100.0	100.0	100.0	100.0	100.0	100.0	100.0	100.0	100.0	100.0	97.4
N		7276	1508	1599	1576	1535	1396	1294	1370	1051	1031	1205	1230	22071

\*\*\* Keyword: Job

**Table 53 Continuous employment for at least one year (if unemployed)**

[Questionnaire] Were you employed continuously for at least one year?

[VAR] UNWKEXA

RESPONSE	PUNCH	03-07	2008	2009	2010	2011	2012	2013	2014	2016	2018	2021	2023	TOTAL
Yes	1	9.7	-	-	-	-	-	-	-	-	-	-	-	3.2
No	2	7.7	-	-	-	-	-	-	-	-	-	-	-	2.5
DK/NA	-8	0.0	-	-	-	-	-	-	-	-	-	-	-	0.0
IAP	-1	82.6	100.0	100.0	100.0	100.0	100.0	100.0	100.0	100.0	100.0	100.0	100.0	94.3
N		7276	1508	1599	1576	1535	1396	1294	1370	1051	1031	1205	1230	22071

\*\* 2005년 Questionnaire: Have you ever had a paid job for one year or more

\*\* 2005년 RESPONSE: Yes, No

\*\*\* Keyword: Job



**Table 54 Whether R has any work experience**

[Questionnaire] Have you ever had a paid job

[VAR] UNWKEX

RESPONSE	PUNCH	03-07	2008	2009	2010	2011	2012	2013	2014	2016	2018	2021	2023	TOTAL
Yes	1	19.0	33.7	32.6	31.1	26.7	24.5	30.6	27.6	24.4	27.9	24.6	19.2	24.9
No	2	5.9	8.1	8.6	9.0	13.0	17.0	15.8	13.6	17.2	11.1	9.7	12.8	10.1
DK/NA	-8	0.0	0.1	0.0	0.1	0.0	0.0	0.0	0.7	0.2	0.8	0.3	0.0	0.1
IAP	-1	75.1	58.1	58.8	59.8	60.4	58.5	53.6	58.1	58.2	60.2	65.4	68.0	64.8
N		7276	1508	1599	1576	1535	1396	1294	1370	1051	1031	1205	1230	22071

\* SHOW CARD(16, 18)

\*\*\* Keyword: Job

**Table 55 R's last work position (if unemployed, but had worked before)**

[Questionnaire] What type of job did you have at that time?

[VAR] UNSTAT

RESPONSE	PUNCH	03-07	2008	2009	2010	2011	2012	2013	2014	2016	2018	2021	2023	TOTAL
Government	1	1.2	2.0	2.3	1.5	1.5	1.9	2.3	2.1	1.6	2.2	1.1	1.1	1.6
Private firm	2	17.3	19.8	19.4	19.0	15.9	13.5	18.1	17.2	14.5	15.9	16.3	11.3	16.9
Publicly owned firm	3	0.9	1.3	1.1	0.7	1.2	1.2	1.3	1.0	1.1	1.2	1.2	0.9	1.0
Worked for non-profit organization	4	1.9	1.1	0.8	1.3	0.7	0.6	1.1	1.2	0.4	1.0	0.6	0.3	1.2
Worked for family without being paid	5	1.2	1.5	2.0	1.1	1.2	1.6	1.3	0.7	1.3	2.0	1.1	1.1	1.3
Self-employed with no employees	6	4.6	6.1	4.3	5.1	4.2	3.8	4.6	3.1	4.4	3.3	2.3	3.3	4.3
Self-employed with employees	7	1.5	1.8	2.2	2.3	1.8	1.9	1.5	2.2	1.0	1.7	0.8	0.7	1.6
DK/NA	-8	0.1	0.1	0.6	0.1	0.1	0.0	0.4	0.0	0.1	0.6	1.1	0.6	0.2
IAP	-1	71.3	66.3	67.4	68.9	73.3	75.5	69.4	72.4	75.6	72.1	75.4	80.8	71.9
N		7276	1508	1599	1576	1535	1396	1294	1370	1051	1031	1205	1230	22071

\* SHOW CARD(16, 18)

\*\* 2003 Questionnaire: (IF EVER WORKED AS LONG AS ONE YEAR) What type of company did you work?

\*\* 2003 RESPONSE: Government, Publicly owned firm, Private firm, Self-employed

\*\*\* Keyword: Job

**Table 56 R's number of employees for last self-employment (if unemployed, but had worked before)**

[Questionnaire] (IF SELF-EMPLOYED WITH EMPLOYEES) How many employees did you employ?

[VAR] UNNOHI

RESPONSE	PUNCH	03-07	2008	2009	2010	2011	2012	2013	2014	2016	2018	2021	2023	TOTAL
1-5	1	1.0	1.1	1.3	1.8	0.8	1.4	0.9	1.7	0.7	0.6	0.2	0.4	1.0
6-10	2	0.2	0.3	0.6	0.2	0.5	0.1	0.4	0.3	0.1	0.2	0.1	0.1	0.2
11-20	3	0.1	0.0	0.2	0.1	0.3	0.0	0.2	0.1	0.1	0.2	0.0	0.2	0.1
21 or over	4	0.2	0.3	0.1	0.1	0.1	0.3	0.0	0.1	0.0	0.3	0.1	0.1	0.2
DK/NA	-8	0.0	0.1	0.0	0.1	0.1	0.0	0.2	0.1	0.1	0.3	0.3	0.0	0.1
IAP	-1	98.5	98.2	97.8	97.7	98.2	98.2	98.5	97.7	99.0	98.4	99.3	99.2	98.4
N		7276	1508	1599	1576	1535	1396	1294	1370	1051	1031	1205	1230	22071

\*\*\* Keyword: Employment

**Table 57 Whether R had employees (if unemployed, but had worked before)**

[Questionnaire] Did you have any subordinates in your workplace whom you directly managed and supervised?

[VAR] UNSUBO

RESPONSE	PUNCH	03-07	2008	2009	2010	2011	2012	2013	2014	2016	2018	2021	2023	TOTAL
Yes	1	5.6	8.0	7.1	7.2	6.4	4.7	6.4	5.9	5.2	5.6	4.5	3.7	5.9
No	2	19.1	25.2	24.7	23.1	20.1	19.4	23.0	21.7	18.6	19.2	19.0	15.4	20.4
DK/NA	-8	0.1	0.6	0.8	0.8	0.2	0.3	1.2	0.0	0.7	3.1	1.1	0.1	0.5
IAP	-1	75.2	66.3	67.5	68.9	73.3	75.6	69.3	72.4	75.5	72.1	75.4	80.8	73.2
N		7276	1508	1599	1576	1535	1396	1294	1370	1051	1031	1205	1230	22071

\* SHOW CARD (16, 18)

\*\* 2004-2009 Questionnaire: Did you have a subordinate at your workplace for whom you were directly responsible?

\*\*\* Keyword: Job, Subordinate

**Table 58 R's past working hours (of unemployed, but had worked before)**

[Questionnaire] How many hours a week did you work on average?

[VAR] UNWKHR

RESPONSE	PUNCH	03-07	2008	2009	2010	2011	2012	2013	2014	2016	2018	2021	2023	TOTAL
0-9	1	0.9	1.3	2.0	2.0	1.4	0.9	2.6	0.9	1.2	1.6	3.1	2.1	1.5
10-19	2	1.3	2.1	1.7	1.9	2.5	0.9	2.7	2.2	1.6	2.3	2.1	1.1	1.7
20-29	3	1.2	1.5	1.2	1.5	1.4	1.1	2.1	1.6	1.2	1.7	1.3	0.6	1.3
30-39	4	1.7	2.7	2.3	1.8	2.1	2.4	1.1	2.1	2.3	2.1	2.1	1.1	1.9
40-49	5	7.4	10.4	9.3	8.7	8.0	8.2	8.1	10.7	7.6	6.5	10.0	9.5	8.4
50-59	6	3.8	4.3	4.8	3.6	3.5	2.5	4.0	4.8	4.8	3.5	3.3	2.9	3.8
60-69	7	3.3	2.9	3.6	2.6	2.0	2.3	1.7	2.5	1.1	2.3	1.0	0.7	2.5
70-79	8	2.3	3.2	3.0	2.8	2.0	2.8	2.6	1.3	1.0	1.6	0.4	0.5	2.1
80 or over	9	2.0	3.7	3.0	2.8	1.3	1.4	1.5	1.4	1.1	1.1	0.0	0.1	1.8
DK/NA	-8	1.5	1.5	1.8	3.5	2.5	1.9	4.1	0.0	2.2	5.2	1.2	0.5	1.9
IAP	-1	74.6	66.3	67.4	68.9	73.3	75.5	69.4	72.5	75.7	72.0	75.5	80.7	73.0
N		7276	1508	1599	1576	1535	1396	1294	1370	1051	1031	1205	1230	22071

\*\* 2003 Questionnaire: (IF UNEMPLOYED OR TEMPORARILY NOT WORKING) How many hours a week did you work on average in your job?

\*\*\* Keyword: Job, Unemployment



**Table 59 R's attempt of job search for the past week (if unemployed)**

[Questionnaire] Over the last 7 days, did you actively look for a job?

[VAR] UNSRCH

RESPONSE	PUNCH	03-07	2008	2009	2010	2011	2012	2013	2014	2016	2018	2021	2023	TOTAL
Yes	1	4.3	5.3	4.5	5.8	4.6	4.3	6.3	4.1	3.8	5.0	4.9	3.6	4.6
No	2	28.4	36.5	36.3	34.2	35.0	37.3	39.7	37.1	37.2	31.4	29.5	28.1	32.8
DK/NA	-8	0.0	0.1	0.3	0.1	0.1	0.0	0.3	0.0	0.8	3.4	0.2	0.4	0.3
IAP	-1	67.2	58.1	58.8	59.8	60.4	58.4	53.6	58.8	58.2	60.3	65.4	67.9	62.3
N		7276	1508	1599	1576	1535	1396	1294	1370	1051	1031	1205	1230	22071

\* SHOW CARD(16, 18)

\*\* 2003-2004 Questionnaire: During the last week, did you actually look for a job?

\*\*\* Keyword: Looking For A Job

**Table 60 R's monthly income for the current job (categorical)**

[Questionnaire] Before taxes and other deductions, what is your total monthly average income from this job? This includes your base pay, bonuses, and other allowances.

[VAR] RINCOME

RESPONSE	PUNCH	03-07	2008	2009	2010	2011	2012	2013	2014	2016	2018	2021	2023	TOTAL
No income	0	2.9	1.7	1.9	2.5	2.6	3.7	1.0	0.7	1.3	1.6	1.0	0.5	2.1
Less than 500,000 won	1	3.5	3.6	2.8	3.3	1.6	2.4	1.0	2.8	1.4	2.0	0.8	1.5	2.6
500,000 ~ 990,000 won	2	8.5	6.8	7.7	6.0	4.2	3.7	3.2	3.1	3.5	2.6	2.1	1.5	5.6
1,000,000 ~ 1,490,000 won	3	9.9	9.4	9.4	8.7	9.4	9.2	6.6	7.2	5.6	3.9	3.7	2.4	8.1
1,500,000 ~ 1,990,000 won	4	8.1	7.8	6.4	8.8	6.8	7.3	6.9	8.1	5.8	7.3	5.6	3.7	7.2
2,000,000 ~ 2,490,000 won	5	7.9	9.2	7.3	6.6	9.1	9.1	9.0	6.8	9.1	7.6	10.9	9.8	8.3
2,500,000 ~ 2,990,000 won	6	4.2	4.0	4.3	4.5	4.3	6.2	4.7	5.3	3.8	5.9	8.9	11.1	5.2
3,000,000 ~ 3,490,000 won	7	4.8	5.0	6.0	5.1	6.9	5.7	6.8	8.0	7.2	6.2	10.0	13.6	6.4
3,500,000 ~ 3,990,000 won	8	1.3	1.9	2.6	2.1	2.5	2.1	2.5	2.8	2.1	4.2	4.9	4.8	2.4
4,000,000 ~ 4,490,000 won	9	2.1	2.3	3.0	2.1	3.0	2.6	3.0	3.4	5.1	4.6	4.3	4.0	2.9
4,500,000 ~ 4,990,000 won	10	0.6	0.9	0.9	1.3	1.2	1.0	1.7	1.1	1.4	1.0	1.2	2.4	1.0
More than 5,000,000 won	11	3.1	5.0	5.7	5.7	7.4	5.4	7.2	8.5	8.9	8.6	9.4	10.9	5.9
DK/NA	-8	0.8	0.4	0.9	3.2	1.5	0.2	0.0	0.0	2.8	4.8	2.7	1.7	1.3
IAP	-1	42.3	41.9	41.2	40.1	39.6	41.5	46.4	42.3	41.8	39.8	34.6	32.2	40.9
N		7276	1508	1599	1576	1535	1396	1294	1370	1051	1031	1205	1230	22071

\*\*\* Keyword: Income, Tax, Bonus, Occupation

**Table 61 R's extra income outside the current job**

[Questionnaire] Approximately how much monthly income is derived from sources other than the income from your job?

[VAR] ROEARN

RESPONSE	PUNCH	03-07	2008	2009	2010	2011	2012	2013	2014	2016	2018	2021	2023	TOTAL
No income	0	8.9	-	-	-	-	-	-	-	-	-	-	-	2.9
Less than 500,000 won	1	0.5	-	-	-	-	-	-	-	-	-	-	-	0.2
500,000 ~ 990,000 won	2	0.3	-	-	-	-	-	-	-	-	-	-	-	0.1
1,000,000 ~ 1,490,000 won	3	0.1	-	-	-	-	-	-	-	-	-	-	-	0.0
1,500,000 ~ 1,990,000 won	4	0.0	-	-	-	-	-	-	-	-	-	-	-	0.0
2,000,000 ~ 2,490,000 won	5	0.2	-	-	-	-	-	-	-	-	-	-	-	0.1
2,500,000 ~ 2,990,000 won	6	0.0	-	-	-	-	-	-	-	-	-	-	-	0.0
3,000,000 ~ 3,490,000 won	7	0.0	-	-	-	-	-	-	-	-	-	-	-	0.0
4,000,000 ~ 4,490,000 won	9	0.0	-	-	-	-	-	-	-	-	-	-	-	0.0
5,000,000 ~ 5,490,000 won	11	0.0	-	-	-	-	-	-	-	-	-	-	-	0.0
6,000,000 ~ 6,490,000 won	13	0.0	-	-	-	-	-	-	-	-	-	-	-	0.0
More than 6,490,000 won	14-21	0.0	-	-	-	-	-	-	-	-	-	-	-	0.0
DK/NA	-8	0.1	-	-	-	-	-	-	-	-	-	-	-	0.0
IAP	-1	89.8	100.0	100.0	100.0	100.0	100.0	100.0	100.0	100.0	100.0	100.0	100.0	96.6
N		7276	1508	1599	1576	1535	1396	1294	1370	1051	1031	1205	1230	22071

\*\*\* Keyword: Occupation, Income, Money, Property

**Table 62 Whether R has any extra income**

[Questionnaire] Beside income from your main job, do you have other sources of income? This includes interest or dividends, rent, social security, other pensions, alimony or child support, public aid (welfare), and armed forces or veteran's allotment.

[VAR] RXTINC

RESPONSE	PUNCH	03-07	2008	2009	2010	2011	2012	2013	2014	2016	2018	2021	2023	TOTAL
Yes	1	-	7.4	10.6	11.4	10.4	12.0	8.0	8.6	12.5	13.9	8.3	7.2	6.7
No	2	-	50.5	47.4	47.9	49.8	46.1	45.6	49.2	44.7	43.5	56.4	59.9	33.0
DK/NA	-8	-	0.1	0.8	0.6	0.2	0.3	0.0	0.3	1.0	2.8	0.7	0.7	0.4
IAP	-1	100.0	41.9	41.2	40.2	39.6	41.5	46.4	41.9	41.8	39.8	34.6	32.2	59.9
N		7276	1508	1599	1576	1535	1396	1294	1370	1051	1031	1205	1230	22071

\* SHOW CARD(16, 18)

\*\*\* Keyword: Income, Money, Property



**Table 63 R's monthly extra income (categorical)**

[Questionnaire] Beside income from your main job, do you have other sources of income? This includes interest or dividends, rent, social security, other pensions, alimony or child support, public aid (welfare), and armed forces or veteran's allotment. If any, what is your monthly average income?

[VAR] RXTINCM

RESPONSE	PUNCH	03-07	2008	2009	2010	2011	2012	2013	2014	2016	2018	2021	2023	TOTAL
No income	0	-	50.5	47.4	47.9	49.8	46.2	45.6	49.2	44.7	43.5	56.4	59.8	33.0
Less than 500,000 won	1	-	4.4	5.0	4.1	4.0	5.1	2.2	2.3	3.5	4.9	2.6	1.9	2.5
500,000 ~ 990,000 won	2	-	1.1	2.2	1.7	1.4	2.2	1.9	1.5	2.9	3.5	2.0	2.4	1.3
1,000,000 ~ 1,490,000 won	3	-	0.9	1.9	2.1	1.0	2.2	1.4	1.5	2.7	2.0	0.9	1.1	1.1
1,500,000 ~ 1,990,000 won	4	-	0.3	0.1	0.6	0.5	0.6	0.2	0.4	0.4	0.7	0.3	0.5	0.3
2,000,000 ~ 2,490,000 won	5	-	0.2	0.4	0.5	0.7	0.7	1.0	1.2	1.0	0.8	0.4	0.5	0.4
2,500,000 ~ 2,990,000 won	6	-	0.0	0.1	0.0	0.2	0.1	0.2	0.3	0.2	0.2	0.4	0.3	0.1
3,000,000 ~ 3,490,000 won	7	-	0.3	0.1	0.4	0.5	0.5	0.5	0.4	1.0	0.7	0.2	0.1	0.3
3,500,000 ~ 3,990,000 won	8	-	0.0	0.1	0.1	0.0	0.1	0.0	0.1	0.0	0.0	0.0	0.0	0.0
4,000,000 ~ 4,490,000 won	9	-	0.0	0.2	0.0	0.1	0.1	0.0	0.1	0.2	0.1	0.1	0.0	0.0
4,500,000 ~ 4,990,000 won	10	-	0.0	0.1	0.1	0.1	0.0	0.1	0.0	0.0	0.0	0.1	0.0	0.0
More than 5,000,000 won	11	-	0.1	0.4	0.0	0.1	0.4	0.5	0.9	0.5	0.5	0.7	0.3	0.2
DK/NA	-8	-	0.1	0.1	1.8	1.7	0.0	0.0	0.0	0.4	0.6	0.7	0.2	0.3
IAP	-1	100.0	42.1	42.0	40.7	39.8	41.9	46.5	42.2	42.8	42.5	35.3	32.9	60.3
N		7276	1508	1599	1576	1535	1396	1294	1370	1051	1031	1205	1230	22071

\*\*\* Keyword: Income, Money, Property

**Table 64 Whether R has income (if unemployed)**

[Questionnaire] Do you have any sources of income? This interest or dividends, rent, social security, other pensions, alimony or child support, public aid (welfare), and armed forces or veteran's allotment.

[VAR] UNXTINC

RESPONSE	PUNCH	03-07	2008	2009	2010	2011	2012	2013	2014	2016	2018	2021	2023	TOTAL
Yes	1	-	16.8	16.5	17.6	20.3	16.6	24.4	16.5	20.4	20.3	14.5	16.0	12.1
No	2	-	24.8	24.2	22.5	19.3	24.9	21.9	24.7	21.3	18.8	19.9	15.6	14.6
DK/NA	-8	-	0.3	0.4	0.1	0.0	0.0	0.0	0.0	0.2	0.7	0.2	0.4	0.1
IAP	-1	100.0	58.2	58.8	59.8	60.4	58.5	53.6	58.8	58.1	60.2	65.4	68.0	73.1
N		7276	1508	1599	1576	1535	1396	1294	1370	1051	1031	1205	1230	22071

\*\*\* Keyword: Income, Money, Property

**Table 65 R's monthly income (if unemployed) (categorical)**

[Questionnaire] Do you have any sources of income? This interest or dividends, rent, social security, other pensions, alimony or child support, public aid (welfare), and armed forces or veteran's allotment... Monthly Average Income

[VAR] UNXTINCM

RESPONSE	PUNCH	03-07	2008	2009	2010	2011	2012	2013	2014	2016	2018	2021	2023	TOTAL
No income	0	-	24.8	24.2	22.5	19.3	24.9	21.9	24.8	21.3	18.8	19.9	15.6	14.6
Less than 500,000 won	1	-	8.4	9.4	9.0	11.6	8.7	10.0	7.2	8.5	8.2	2.3	3.1	5.4
500,000 ~ 990,000 won	2	-	2.7	2.6	3.0	4.4	3.3	6.0	3.5	5.3	5.9	4.1	4.6	2.7
1,000,000 ~ 1,490,000 won	3	-	2.4	1.4	1.8	1.6	2.6	2.7	1.5	2.4	2.0	3.1	2.2	1.4
1,500,000 ~ 1,990,000 won	4	-	0.8	1.3	0.4	0.1	0.6	1.4	0.7	1.0	0.7	1.2	1.9	0.6
2,000,000 ~ 2,490,000 won	5	-	0.7	0.7	1.0	0.8	0.4	1.2	1.5	1.4	1.0	0.9	1.3	0.7
2,500,000 ~ 2,990,000 won	6	-	0.3	0.2	0.1	0.1	0.1	0.3	0.2	0.2	0.3	0.7	0.6	0.2
3,000,000 ~ 3,490,000 won	7	-	0.5	0.4	0.4	0.4	0.4	0.6	1.2	0.7	0.6	0.5	0.5	0.4
3,500,000 ~ 3,990,000 won	8	-	0.1	0.0	0.1	0.1	0.0	0.1	0.1	0.1	0.0	0.1	0.2	0.1
4,000,000 ~ 4,490,000 won	9	-	0.1	0.1	0.1	0.3	0.0	0.3	0.1	0.1	0.3	0.2	0.1	0.1
4,500,000 ~ 4,990,000 won	10	-	0.0	0.0	0.0	0.0	0.0	0.0	0.0	0.1	0.0	0.0	0.2	0.0
More than 5,000,000 won	11	-	0.3	0.1	0.3	0.2	0.4	0.2	0.3	0.3	0.5	0.2	0.5	0.2
DK/NA	-8	-	0.4	0.3	1.2	0.8	0.1	1.5	0.1	0.5	0.9	1.2	1.0	0.5
IAP	-1	100.0	58.5	59.3	60.0	60.3	58.4	53.6	58.9	58.3	60.9	65.6	68.3	73.2
N		7276	1508	1599	1576	1535	1396	1294	1370	1051	1031	1205	1230	22071

\*\*\* Keyword: Income, Money, Property



**Table 66 R's industry (ISIC\_3)**

[Questionnaire] What kind of work do you normally do? What do you actually do in that job? If currently not working, tell me about your last job... INDUSTRY

[VAR] INDUSTRY

RESPONSE	PUNCH	03-07	2008	2009	2010	2011	2012	2013	2014	2016	2018	2021	2023	TOTAL
Agriculture, hunting and forestry	1	8.2	7.1	6.6	7.6	6.6	8.2	4.6	5.2	7.2	5.3	6.1	3.7	6.9
Fishing	2	0.2	0.2	0.4	0.0	0.6	0.9	0.3	0.4	0.1	0.0	0.5	0.2	0.3
Mining and quarrying	3	0.1	0.1	0.1	0.1	0.0	0.0	0.2	0.1	0.1	0.0	0.0	0.1	0.1
Manufacturing	4	14.6	16.1	16.3	16.2	15.5	11.4	10.4	13.1	12.2	15.4	12.0	9.2	14.0
Electricity, gas and water supply	5	0.6	0.4	0.6	0.3	0.3	0.4	0.5	0.3	0.3	0.6	0.2	0.2	0.5
Construction	6	5.8	4.8	4.4	5.1	5.3	4.9	5.3	4.8	4.9	4.7	4.7	4.1	5.2
Wholesale and retail trade; repair of motor vehicles, motorcycles and personal and household goods	7	13.3	15.1	13.9	12.5	12.8	12.7	12.8	13.4	9.9	9.7	16.9	16.3	13.4
Hotels and restaurants	8	7.2	9.4	7.1	7.6	8.5	6.9	7.7	8.6	6.1	6.9	10.2	8.6	7.7
Transport, storage and communications	9	4.9	4.0	4.1	5.5	4.8	4.3	4.4	3.3	2.9	3.0	2.3	4.4	4.3
Financial intermediation	10	3.1	3.6	3.6	2.9	3.4	2.9	2.9	3.4	2.8	1.8	3.7	4.7	3.2
Real estate, renting and business activities	11	5.8	7.1	6.7	7.7	9.8	7.2	7.9	7.6	7.9	9.3	7.1	8.8	7.2
Public administration and defence; compulsory social security	12	3.6	2.6	3.6	3.5	3.5	3.7	3.8	3.7	5.0	4.3	3.6	3.7	3.6
Education	13	7.6	8.8	8.8	8.6	7.4	5.7	9.1	8.2	10.4	7.8	4.2	4.4	7.6
Health and social work	14	2.8	4.5	4.3	5.0	4.7	3.9	5.0	5.5	5.3	5.9	5.0	6.7	4.3
Other community, social and personal service activities	15	4.4	5.4	5.0	4.6	4.0	5.9	5.2	4.0	5.0	4.8	3.8	5.5	4.7
Private households with employed persons	16	0.5	0.3	0.4	0.3	0.3	0.5	0.0	0.4	0.3	0.5	0.1	0.0	0.3
Extra-territorial organizations and bodies	17	0.1	0.1	0.0	0.1	0.2	0.2	0.1	0.0	0.0	0.0	0.0	0.0	0.1
DK/NA	-8	2.6	1.5	2.3	2.4	1.2	4.4	5.9	5.4	3.8	8.1	9.3	6.2	3.7
IAP	-1	14.8	8.9	11.9	9.9	11.2	15.9	13.9	12.6	15.8	11.7	10.2	13.3	13.0
N		7276	1508	1599	1576	1535	1396	1294	1370	1051	1031	1205	1230	22071

\*\* International Standard Industrial Classification (ISIC) ver.3

\*\*\* Keyword: Workplace, Job

**Table 67 R's industry (ISIC\_4)**

[Questionnaire] What kind of work do you normally do? What do you actually do in your job? If currently not working, tell me about your last job... INDUSTRY

[VAR] INDUS08

RESPONSE	PUNCH	03-07	2008	2009	2010	2011	2012	2013	2014	2016	2018	2021	2023	TOTAL
Agriculture, forestry and fishing	1	8.4	7.4	7.0	7.6	7.2	9.0	4.9	5.5	7.3	5.4	6.6	3.8	7.2
Mining and quarrying	2	0.1	0.1	0.1	0.1	0.0	0.0	0.2	0.1	0.1	0.0	0.0	0.1	0.1
Manufacturing	3	14.0	15.2	15.3	15.1	14.2	10.8	9.9	12.5	11.4	14.5	10.9	8.2	13.1
Electricity, gas, steam and air conditioning supply	4	0.5	0.4	0.6	0.3	0.3	0.4	0.5	0.2	0.3	0.4	0.2	0.2	0.4
Water supply; sewerage, water management and remediation activities	5	0.5	0.7	0.5	0.1	0.2	0.4	0.5	0.4	0.8	0.5	0.1	0.2	0.4
Construction	6	5.8	4.8	4.4	5.1	5.3	4.9	5.3	4.8	4.9	4.7	4.7	4.1	5.2
Wholesale and retail trade; repair of motor vehicles and motorcycles	7	12.4	14.2	13.3	11.1	11.5	11.8	11.5	12.9	9.5	8.9	15.8	15.0	12.4
Transportation and storage	8	3.6	2.9	3.1	4.2	3.9	3.3	3.9	2.4	2.5	2.9	1.7	4.1	3.4
Accommodation and food service activities	9	7.2	9.4	7.1	7.6	8.5	6.9	7.7	8.6	6.1	6.9	10.2	8.6	7.7
Information and communication	10	3.2	3.1	2.7	3.8	3.0	3.4	1.9	2.7	2.0	2.3	2.3	2.3	2.9
Financial and insurance activities	11	3.1	3.6	3.6	2.9	3.4	2.9	2.9	3.4	2.8	1.8	3.6	4.7	3.2
Real estate activities	12	1.2	1.2	1.3	0.8	1.5	1.0	0.8	0.6	1.6	1.6	1.9	1.6	1.2
Professional, scientific and technical activities	13	1.7	1.9	2.3	2.0	4.8	2.9	4.0	3.9	3.4	3.5	2.0	3.9	2.7
Administrative and support service activities	14	2.1	3.2	2.5	3.9	3.0	2.6	2.8	2.0	2.3	3.1	2.9	2.7	2.6
Public administration and defence; compulsory social security	15	3.6	2.6	3.6	3.5	3.5	3.7	3.8	3.7	5.0	4.3	3.6	3.7	3.6
Education	16	7.6	8.8	8.8	8.6	7.4	5.7	9.1	8.3	10.4	7.8	4.2	4.4	7.6
Human health and social work activities	17	2.8	4.5	4.3	5.0	4.7	3.9	5.0	5.6	5.3	5.9	5.0	6.7	4.3
Arts, entertainment and recreation	18	1.4	1.3	1.8	1.6	1.2	1.7	0.8	0.9	1.6	2.2	1.1	1.3	1.4
Other service activities	19	3.0	3.9	3.3	3.9	3.7	3.4	4.9	3.1	2.9	2.8	3.6	4.9	3.5
Activities of households as employers; undifferentiated goods-and services-producing activities of households for own use	20	0.5	0.3	0.4	0.3	0.3	0.5	0.0	0.4	0.3	0.5	0.1	0.0	0.3
Activities of extraterritorial organizations and bodies	21	0.1	0.1	0.0	0.1	0.2	0.2	0.1	0.0	0.0	0.0	0.0	0.0	0.1
DK/NA	-8	2.6	1.5	2.3	2.4	1.2	4.4	5.9	5.4	3.8	8.1	9.3	6.2	3.7
IAP	-1	14.8	8.9	11.9	9.9	11.2	15.9	13.9	12.6	15.8	11.7	10.2	13.2	13.0
N		7276	1508	1599	1576	1535	1396	1294	1370	1051	1031	1205	1230	22071

\*\* International Standard Industrial Classification (ISIC) ver.4

\*\*\* Keyword: Job, Workplace



**Table 68 R's industry (KSIC\_9, 1digit)**

[Questionnaire] What kind of work do you normally do? What do you actually do in your job? If currently not working, tell me about your last job... INDUSTRY

[VAR] INDUS16A

RESPONSE	PUNCH	03-07	2008	2009	2010	2011	2012	2013	2014	2016	2018	2021	2023	TOTAL
Agriculture, forestry and fishing	1	8.4	7.4	7.0	7.6	7.2	9.0	4.9	5.5	7.3	5.4	6.7	3.8	7.2
Mining and quarrying	2	0.1	0.1	0.1	0.1	0.0	0.0	0.2	0.1	0.1	0.0	0.0	0.2	0.1
Manufacturing	3	14.0	15.3	15.3	15.2	14.2	10.8	9.9	12.5	11.4	14.5	13.4	9.8	13.4
Electricity, gas, steam and water supply	4	0.6	0.4	0.6	0.3	0.3	0.4	0.5	0.3	0.3	0.6	0.2	0.2	0.5
Sewerage, waste management, materials recovery and remediation activities	5	0.4	0.7	0.5	0.1	0.2	0.4	0.4	0.4	0.7	0.4	0.1	0.2	0.4
Construction	6	5.8	4.8	4.4	5.1	5.3	4.9	5.3	4.8	4.9	4.8	4.7	4.3	5.2
Wholesale and retail trade	7	12.4	14.3	13.3	11.1	11.5	11.8	11.5	12.9	9.5	8.9	16.0	15.0	12.4
Transportation	8	3.6	2.9	3.1	4.2	3.9	3.3	3.9	2.4	2.5	2.9	1.8	4.1	3.4
Accommodation and food service activities	9	7.2	9.4	7.1	7.6	8.5	6.9	7.7	8.6	6.1	6.9	10.2	8.6	7.7
Information and communications	10	3.2	3.1	2.7	3.8	3.0	3.4	1.9	2.7	2.0	3.3	2.3	2.4	3.0
Financial and insurance activities	11	3.1	3.6	3.6	2.9	3.4	2.9	2.9	3.4	2.8	0.8	3.6	4.9	3.2
Real estate activities and renting and leasing	12	1.4	1.5	1.7	1.3	1.7	1.3	0.9	0.7	2.0	1.9	2.0	1.7	1.4
Professional, scientific and technical activities	13	1.7	1.9	2.3	2.0	4.8	2.9	4.0	3.9	3.4	3.5	2.0	3.9	2.7
Business facilities management and business support services	14	1.9	2.9	2.2	3.4	2.8	2.4	2.7	2.0	1.9	2.6	2.8	2.6	2.4
Public administration and defence ; compulsory social security	15	3.6	2.6	3.6	3.5	3.5	3.7	3.8	3.7	5.0	4.3	3.6	3.7	3.6
Education	16	7.6	8.8	8.8	8.6	7.4	5.7	9.1	8.3	10.4	7.9	4.2	4.4	7.6
Human health and social work activities	17	2.8	4.5	4.3	5.0	4.7	3.9	5.0	5.6	5.3	5.9	5.0	6.7	4.3
Arts, sports and recreation related services	18	1.4	1.3	1.8	1.6	1.2	1.7	0.8	0.9	1.6	2.2	1.1	1.3	1.4
Membership organizations, repair and other personal services	19	3.0	3.9	3.3	3.9	3.7	3.4	4.9	3.1	2.9	2.8	3.6	4.9	3.5
Activities of households as employers; undifferentiated goods- and services- producing activities of households for own use	20	0.5	0.3	0.4	0.3	0.3	0.5	0.0	0.4	0.3	0.5	0.1	0.0	0.3
Activities of extraterritorial organizations and bodies	21	0.1	0.1	0.0	0.1	0.2	0.2	0.1	0.0	0.0	0.0	0.0	0.0	0.1
DK/NA	-8	2.6	1.5	2.3	2.4	1.2	4.4	5.9	5.4	3.8	8.1	6.4	4.1	3.4
IAP	-1	14.8	8.9	11.9	10.0	11.2	15.9	13.9	12.6	15.8	11.7	10.2	13.2	13.0
N		7276	1508	1599	1576	1535	1396	1294	1370	1051	1031	1205	1230	22071

\*\* Korean Standard Industrial Classification (KSIC) ver.9

\*\*\* Keyword: Job, Workplace

**Table 69 R's occupation (ISCO88)**

[Questionnaire] What kind of work do you normally do? What do you actually do in your job? If currently not working, tell me about your last job... OCCUPATION

[VAR] OCC

RESPONSE	PUNCH	03-07	2008	2009	2010	2011	2012	2013	2014	2016	2018	2021	2023	TOTAL
Armed forces	0	0.4	0.6	0.3	0.4	0.3	0.4	0.2	0.4	0.2	0.2	0.2	0.4	0.3
Legislators, senior officials and managers	1	0.8	1.2	1.3	1.0	2.1	1.1	2.6	3.7	3.3	1.5	5.7	1.6	1.7
Professionals	2	9.5	11.3	12.1	13.4	12.6	8.2	12.7	11.3	13.6	14.5	9.1	8.9	10.9
Technicians and associate professionals	3	6.6	6.8	7.8	7.5	9.1	8.2	9.5	6.9	8.6	8.9	9.7	12.2	7.9
Clerks	4	14.9	18.3	17.0	13.4	17.0	12.2	13.9	16.5	14.1	15.3	18.0	15.3	15.4
Service workers and shop and market sales workers	5	15.8	17.8	17.7	15.9	15.5	15.7	16.7	16.6	12.7	15.6	17.0	21.1	16.4
Skilled agricultural and fishery workers	6	7.9	6.9	6.9	7.6	6.9	8.6	4.9	5.3	7.1	5.4	6.6	3.6	6.9
Craft and related trades workers	7	5.1	5.6	4.8	6.8	5.4	5.3	4.2	3.5	4.7	5.9	4.4	6.7	5.2
Plant and machine operators and assemblers	8	7.3	6.8	7.1	8.1	8.8	6.5	6.1	5.8	5.1	5.7	5.7	6.2	6.9
Elementary occupations	9	11.2	13.7	10.5	10.5	8.3	10.7	8.5	6.7	9.0	8.9	9.8	8.2	10.1
DK/NA	-8	5.9	2.0	2.8	5.5	2.8	7.2	6.7	10.7	7.3	6.3	3.7	2.6	5.4
IAP	-1	14.8	8.9	11.9	10.0	11.2	15.9	13.9	12.6	14.2	11.7	10.1	13.3	12.9
N		7276	1508	1599	1576	1535	1396	1294	1370	1051	1031	1205	1230	22071

\*\* International Standard Classification of Occupations (ISCO88)

\*\*\* Keyword: Job, Position

**Table 70 R's occupation (ISCO08)**

[Questionnaire] What kind of work do you normally do? What do you actually do in your job? If currently not working, tell me about your last job... OCCUPATION

[VAR] OCC08

RESPONSE	PUNCH	03-07	2008	2009	2010	2011	2012	2013	2014	2016	2018	2021	2023	TOTAL
Armed Forces Occupations	0	0.4	0.6	0.3	0.4	0.3	0.4	0.2	0.4	0.2	0.2	0.2	0.4	0.3
Managers	1	0.8	1.2	1.3	1.0	2.1	1.1	2.6	3.7	3.3	1.5	2.7	1.5	1.6
Professionals	2	10.3	12.3	12.8	14.1	13.7	8.9	13.8	12.4	14.8	16.2	9.4	10.7	11.8
Technicians and Associate Professionals	3	6.7	7.4	8.0	7.9	9.0	8.8	8.5	6.6	9.2	7.9	9.8	13.2	8.0
Clerical Support Workers	4	14.6	16.8	16.3	12.2	14.4	11.4	11.7	14.6	11.9	14.3	16.1	12.9	14.2
Services and Sales Workers	5	18.7	22.9	20.8	19.8	20.5	17.6	22.5	19.4	16.4	18.0	23.3	24.1	20.0
Skilled Agricultural, Forestry and Fishery Workers	6	7.9	6.9	6.9	7.6	6.9	8.6	4.9	5.3	7.1	5.4	6.6	3.6	6.9
Craft and Related Trades Workers	7	5.2	5.6	4.9	6.8	5.4	5.3	4.2	3.5	4.7	5.9	4.6	6.7	5.2
Plant and Machine Operators and Assemblers	8	7.0	6.8	6.9	7.9	8.6	6.2	6.1	5.6	4.8	5.3	5.6	5.5	6.6
Elementary Occupations	9	7.9	8.6	7.2	6.9	5.0	8.5	4.8	5.3	6.1	7.2	8.0	5.4	7.0
DK/NA	-8	5.9	2.0	2.8	5.5	2.8	7.2	6.7	10.6	7.3	6.3	3.7	2.6	5.4
IAP	-1	14.8	8.9	11.9	10.0	11.2	15.9	13.9	12.5	14.2	11.7	10.1	13.3	12.9
N		7276	1508	1599	1576	1535	1396	1294	1370	1051	1031	1205	1230	22071

\*\* International Standard Classification of Occupations (ISCO08)

\*\*\* Keyword: Job, Position



**Table 71 R's occupation (KSCO\_6, 1digit)**

[Questionnaire] What kind of work do you normally do? What do you actually do in your job? If currently not working, tell me about your last job... OCCUPATION

[VAR] OCC16A

RESPONSE	PUNCH	03-07	2008	2009	2010	2011	2012	2013	2014	2016	2018	2021	2023	TOTAL
Armed forces	0	0.4	0.6	0.3	0.4	0.3	0.4	0.2	0.4	0.2	0.2	0.2	0.4	0.3
Managers	1	0.8	1.3	1.3	1.0	2.1	1.1	2.8	3.9	3.4	1.6	2.7	1.5	1.6
Professionals and Related Workers	2	14.7	15.9	17.4	18.8	19.1	13.8	19.5	18.2	18.9	20.5	12.9	16.7	16.5
Clerks	3	18.9	19.6	20.1	14.8	18.6	16.7	16.8	19.1	15.4	17.2	20.8	16.4	18.2
Service Workers	4	8.7	10.7	8.7	8.8	9.6	8.7	10.6	9.0	8.2	9.4	10.7	11.4	9.3
Sales Workers	5	10.2	12.3	11.8	11.2	10.0	10.0	10.7	10.7	8.3	7.8	13.2	14.5	10.7
Skilled Agricultural, Forestry and Fishery Workers	6	8.0	6.9	6.9	8.2	6.9	8.7	4.9	5.5	7.1	5.4	6.6	3.6	7.0
Craft and Related Trades Workers	7	5.2	5.7	4.8	6.5	5.5	5.5	4.9	4.5	4.6	6.2	4.6	6.4	5.3
Equipment, Machine Operating and Assembling Workers	8	7.6	6.9	7.3	8.4	8.8	6.6	6.2	6.5	5.1	5.4	5.7	6.3	7.0
Elementary Workers	9	9.2	10.1	8.6	8.2	6.2	9.8	6.3	6.5	7.2	8.1	8.8	7.1	8.4
DK/NA	-8	1.7	1.1	1.0	3.7	1.8	2.9	3.2	3.2	7.3	6.3	3.7	2.6	2.7
IAP	-1	14.8	8.9	11.9	10.0	11.2	15.9	13.9	12.6	14.2	11.7	10.1	13.2	12.9
N		7276	1508	1599	1576	1535	1396	1294	1370	1051	1031	1205	1230	22071

\*\* Korean Standard Classification of Occupations (KSCO) ver.6

\*\*\* Keyword: Job, Position

**Table 72 Whether the spouse has a job**

[Questionnaire] Does your spouse have a job that provides income?

[VAR] SPINCMR

RESPONSE	PUNCH	03-07	2008	2009	2010	2011	2012	2013	2014	2016	2018	2021	2023	TOTAL
Yes	1	42.9	45.5	45.0	43.8	44.1	43.6	43.0	43.9	41.6	41.7	49.3	47.9	44.0
No	2	23.2	21.7	22.1	22.5	23.1	19.1	23.4	24.6	22.7	19.5	20.5	19.2	22.2
DK/NA	-8	0.1	0.3	0.0	0.2	0.0	0.0	0.5	0.2	0.0	0.0	0.7	1.1	0.2
IAP	-1	33.8	32.6	32.8	33.5	32.8	37.3	33.2	31.3	35.7	38.9	29.5	31.8	33.6
N		7276	1508	1599	1576	1535	1396	1294	1370	1051	1031	1205	1230	22071

\* SHOW CARD(16, 18)

\*\*\* Keyword: Job

**Table 73 Whether the spouse is an employee**

[Questionnaire] Does your spouse work for someone else?

[VAR] SPEMPED

RESPONSE	PUNCH	03-07	2008	2009	2010	2011	2012	2013	2014	2016	2018	2021	2023	TOTAL
Yes	1	25.6	29.0	28.0	28.7	30.4	27.1	30.0	30.5	27.5	28.7	31.4	32.3	28.1
No	2	17.3	16.6	16.8	15.1	13.7	16.5	13.0	13.4	14.0	12.2	17.5	15.7	15.8
DK/NA	-8	0.0	0.0	0.3	0.0	0.0	0.0	0.0	0.0	0.1	0.8	0.4	0.1	0.1
IAP	-1	57.1	54.5	55.0	56.2	55.9	56.4	57.0	56.1	58.4	58.3	50.7	52.0	56.0
N		7276	1508	1599	1576	1535	1396	1294	1370	1051	1031	1205	1230	22071

\* SHOW CARD(16, 18)

\*\*\* Keyword: Employment

**Table 74 Spouse's employment status**

[Questionnaire] What is your spouse's employment status?

[VAR] SPWGSTAT

RESPONSE	PUNCH	03-07	2008	2009	2010	2011	2012	2013	2014	2016	2018	2021	2023	TOTAL
Regular employee	1	20.2	22.8	21.8	21.3	24.1	20.5	24.5	25.5	21.1	24.0	25.8	26.8	22.3
Temporary employee	2	3.1	2.9	4.0	4.3	3.3	3.8	2.8	2.3	3.7	3.1	4.7	3.9	3.4
Day labor	3	2.2	3.1	2.1	3.0	2.9	2.8	2.6	2.7	2.7	1.6	0.7	1.4	2.3
DK/NA	-8	0.1	0.1	0.0	0.2	0.0	0.0	0.1	0.0	0.0	0.0	0.1	0.2	0.1
IAP	-1	74.4	71.0	72.0	71.3	69.6	72.9	70.0	69.5	72.5	71.3	68.6	67.7	71.9
N		7276	1508	1599	1576	1535	1396	1294	1370	1051	1031	1205	1230	22071

\* SHOW CARD(16, 18)

\*\*\* Keyword: Job, Day labor

**Table 75 Part-time or full-time (if the spouse is working for someone)**

[Questionnaire] Is your spouse working part time or full time?

[VAR] SPWGPTFL

RESPONSE	PUNCH	03-07	2008	2009	2010	2011	2012	2013	2014	2016	2018	2021	2023	TOTAL
Part-time	1	3.2	3.6	3.7	5.2	4.2	4.3	3.4	4.6	4.1	5.2	3.2	3.3	3.8
Full-time	2	22.3	25.3	24.2	23.5	26.1	22.8	26.5	26.0	23.4	23.5	28.0	28.9	24.3
DK/NA	-8	0.0	0.1	0.0	0.0	0.0	0.0	0.1	0.0	0.0	0.0	0.1	0.0	0.0
IAP	-1	74.4	71.0	72.1	71.3	69.6	72.9	70.0	69.4	72.5	71.3	68.6	67.7	71.9
N		7276	1508	1599	1576	1535	1396	1294	1370	1051	1031	1205	1230	22071

\* SHOW CARD(16, 18)

\*\*\* Keyword: Part-time Employment



**Table 76 Spouse's working hours (if the spouse is working for someone)**

[Questionnaire] How many hours a week does your spouse work on average?

[VAR] SPWGWKHR

RESPONSE	PUNCH	03-07	2008	2009	2010	2011	2012	2013	2014	2016	2018	2021	2023	TOTAL
1-9	1	0.2	0.0	0.1	0.6	0.3	0.4	1.1	0.2	1.1	1.1	3.2	1.6	0.6
10-19	2	0.3	0.8	0.6	1.1	0.6	1.1	0.8	0.3	0.6	0.7	1.5	0.6	0.6
20-29	3	0.6	0.7	0.9	0.6	0.9	1.1	0.3	1.2	1.0	0.6	0.6	1.2	0.8
30-39	4	1.0	1.5	1.3	1.0	1.2	1.2	0.4	1.5	1.5	1.0	0.9	1.1	1.1
40-49	5	10.6	13.7	13.1	12.6	13.6	12.7	15.5	15.3	12.0	12.7	22.5	24.2	13.6
50-59	6	5.1	5.0	5.4	5.7	5.7	4.4	5.2	6.3	4.7	8.0	2.1	2.8	5.1
60-69	7	3.6	3.2	3.2	2.9	3.1	2.4	2.2	3.3	3.4	2.3	0.5	0.2	2.8
70-79	8	1.8	2.1	1.6	2.3	1.7	1.9	1.8	1.4	1.0	0.9	0.0	0.1	1.5
More than 80	9	1.1	1.4	1.2	0.4	1.4	0.9	0.5	0.9	0.4	0.3	0.0	0.1	0.9
DK/NA	-8	1.2	0.7	0.6	1.5	1.8	1.1	2.4	0.1	1.6	1.2	0.2	0.3	1.1
IAP	-1	74.4	71.0	72.0	71.3	69.6	72.9	70.0	69.5	72.6	71.4	68.6	67.7	71.9
N		7276	1508	1599	1576	1535	1396	1294	1370	1051	1031	1205	1230	22071

**Table 77 Spouse's working stability (if the spouse is working for someone)**

[Questionnaire] Is it possible to keep this job as long as your spouse wants?

[VAR] SPWGSTAB

RESPONSE	PUNCH	03-07	2008	2009	2010	2011	2012	2013	2014	2016	2018	2021	2023	TOTAL
Yes	1	20.5	24.3	23.6	23.8	25.5	22.1	25.3	25.5	22.1	24.2	27.5	27.6	23.3
No	2	3.1	3.5	3.4	3.4	3.0	2.8	3.0	3.9	3.2	2.6	3.3	3.7	3.2
DK/NA	-8	2.0	1.1	0.9	1.6	1.9	2.2	1.8	1.1	2.2	1.8	0.5	0.9	1.6
IAP	-1	74.4	71.1	72.0	71.2	69.6	72.9	70.0	69.5	72.5	71.4	68.7	67.7	71.9
N		7276	1508	1599	1576	1535	1396	1294	1370	1051	1031	1205	1230	22071

\* SHOW CARD(16, 18)

\*\*\* Keyword: Workplace

**Table 78 Spouse's working period (year/month) (if the spouse is working for someone)**

[Questionnaire] How long has your spouse worked for the current employer?

[VAR] SPWGTNYR, SPWGTMNO

RESPONSE	PUNCH	03-07	2008	2009	2010	2011	2012	2013	2014	2016	2018	2021	2023	TOTAL
Less than 2	1	1.3	-	-	-	-	-	-	-	-	-	3.1	4.1	0.8
2-5	2	1.1	-	-	-	-	-	-	-	-	-	5.1	7.0	1.0
5-10	3	0.8	-	-	-	-	-	-	-	-	-	9.4	7.1	1.2
10-15	4	0.8	-	-	-	-	-	-	-	-	-	5.7	5.5	0.9
More than 15	5	1.1	-	-	-	-	-	-	-	-	-	7.6	8.2	1.2
DK/NA	-8	0.0	-	-	-	-	-	-	-	-	-	0.6	0.5	0.1
IAP	-1	94.8	100.0	100.0	100.0	100.0	100.0	100.0	100.0	100.0	100.0	68.6	67.7	94.8
N		7276	1508	1599	1576	1535	1396	1294	1370	1051	1031	1205	1230	22071

\*\* Keyword: Workplace

**Table 79 Spouse's employment sector (if the spouse is working for someone)**

[Questionnaire] Is your spouse employed by the government, a publicly owned firm, a private firm, or a non-profit organization?

[VAR] SPWGSECT

RESPONSE	PUNCH	03-07	2008	2009	2010	2011	2012	2013	2014	2016	2018	2021	2023	TOTAL
Government	1	2.1	2.8	3.2	3.1	3.5	2.9	3.6	2.8	2.1	3.2	0.9	2.0	2.5
Publicly owned firm	2	1.3	2.5	2.3	1.7	2.3	2.6	1.9	2.2	1.9	2.1	2.8	1.5	1.9
Private firm	3	19.4	22.1	20.5	21.0	23.5	21.1	23.2	23.5	21.9	20.7	26.7	27.7	21.7
Non-profit organization	4	2.6	1.6	1.9	2.9	1.2	0.5	1.2	2.0	1.6	2.4	0.4	0.8	1.9
DK/NA	-8	0.2	0.1	0.1	0.0	0.0	0.0	0.2	0.1	0.0	0.3	0.5	0.3	0.1
IAP	-1	74.4	71.0	72.1	71.3	69.6	72.9	70.0	69.4	72.5	71.3	68.6	67.7	71.9
N		7276	1508	1599	1576	1535	1396	1294	1370	1051	1031	1205	1230	22071

\* SHOW CARD(16, 18)

\*\* 2003 Questionnaire: Is your spouse employed by the government, a publicly owned firm, or a private firm (including non-profit organization)?

\*\*\* Keyword: Workplace, Government, Employment, Private Firm, Non-profit Organization, Public Enterprises

**Table 80 Whether the spouse is a union member**

[Questionnaire] Is your spouse a union member?

[VAR] SPWGUNN

RESPONSE	PUNCH	03-07	2008	2009	2010	2011	2012	2013	2014	2016	2018	2021	2023	TOTAL
Yes	1	5.1	5.4	5.1	5.7	5.7	6.9	6.3	7.4	5.8	5.3	3.3	3.4	5.4
No	2	20.2	23.5	22.8	22.1	24.4	20.2	23.6	23.1	21.4	23.0	27.1	27.6	22.4
DK/NA	-8	0.3	0.1	0.1	1.0	0.3	0.0	0.0	0.0	0.2	0.4	1.0	1.2	0.3
IAP	-1	74.4	71.0	72.0	71.2	69.6	72.9	70.0	69.5	72.6	71.3	68.6	67.7	71.9
N		7276	1508	1599	1576	1535	1396	1294	1370	1051	1031	1205	1230	22071

\* SHOW CARD(16, 18)

\*\*\* Keyword: Labor Union

**Table 81 Spouse's past union experience**

[Questionnaire] (IF NOT UNION MEMBER) Was your spouse a member of trade union before?

[VAR] SPWGUNNP

RESPONSE	PUNCH	03-07	2008	2009	2010	2011	2012	2013	2014	2016	2018	2021	2023	TOTAL
Yes	1	1.5	1.7	2.3	1.9	2.9	2.2	2.1	1.9	2.9	3.1	1.2	1.2	1.9
No	2	14.7	21.4	19.3	19.5	21.3	17.8	21.3	21.2	18.5	19.4	25.3	26.2	18.9
DK/NA	-8	0.2	0.3	1.3	0.7	0.2	0.1	0.2	0.1	0.1	0.6	0.6	0.3	0.3
IAP	-1	83.7	76.5	77.2	77.9	75.6	79.9	76.4	76.9	78.6	76.9	72.9	72.3	78.9
N		7276	1508	1599	1576	1535	1396	1294	1370	1051	1031	1205	1230	22071

\* SHOW CARD(16, 18)



**Table 82 Spouse's self-employment status**

[Questionnaire] If not employed, is your spouse working for the family, self-employed with no employees or self-employed with employees?

[VAR] SPSFSTAT

RESPONSE	PUNCH	03-07	2008	2009	2010	2011	2012	2013	2014	2016	2018	2021	2023	TOTAL
Working for family without being paid	1	4.2	4.1	3.7	3.3	2.5	4.6	2.2	3.1	3.6	2.0	1.5	2.5	3.5
Self-employed with no employees	2	8.4	7.8	8.6	7.9	7.4	7.7	6.4	5.7	5.9	6.3	13.6	10.5	8.1
Self-employed with employees	3	4.6	4.6	4.5	3.9	3.8	4.1	4.2	4.5	4.5	3.7	2.0	2.3	4.1
DK/NA	-8	0.0	0.0	0.0	0.0	0.1	0.0	0.2	0.0	0.0	0.2	0.4	0.3	0.1
IAP	-1	82.7	83.4	83.2	85.0	86.2	83.6	87.0	86.6	86.0	87.8	82.5	84.4	84.2
N		7276	1508	1599	1576	1535	1396	1294	1370	1051	1031	1205	1230	22071

\* SHOW CARD(16, 18)

\*\* 2003 Questionnaire: Is your spouse self-employed with no employees, self-employed with employees, or working for the family?

\*\* 2003 RESPONSE: Self-employed with no employees, Self-employed with employees, Working for family without being paid

\*\*\* Keyword: Employment, Family Members, Self-employed

**Table 83 Number of employees of the spouse**

[Questionnaire] (IF SELF-EMPLOYED WITH EMPLOYEES) How many employees does your spouse employ?

[VAR] SPSFNOHI

RESPONSE	PUNCH	03-07	2008	2009	2010	2011	2012	2013	2014	2016	2018	2021	2023	TOTAL
0-9	1	3.5	3.6	3.9	3.0	3.1	3.5	3.2	3.8	4.1	3.0	1.7	2.1	3.3
10-19	2	0.5	0.4	0.3	0.4	0.3	0.3	0.7	0.5	0.4	0.2	0.2	0.2	0.4
20-29	3	0.1	0.2	0.2	0.1	0.1	0.1	0.2	0.1	0.0	0.1	0.0	0.0	0.1
30-39	4	0.1	0.1	0.0	0.0	0.0	0.1	0.1	0.1	0.0	0.1	0.0	0.0	0.1
40-49	5	0.1	0.0	0.1	0.1	0.1	0.0	0.0	0.1	0.0	0.1	0.0	0.0	0.0
50 or over	6	0.2	0.3	0.1	0.1	0.3	0.1	0.0	0.0	0.0	0.0	0.0	0.0	0.1
DK/NA	-8	0.1	0.0	0.0	0.1	0.1	0.0	0.0	0.0	0.0	0.2	0.2	0.0	0.1
IAP	-1	95.4	95.4	95.4	96.1	96.1	95.8	95.8	95.4	95.5	96.3	98.0	97.7	95.9
N		7276	1508	1599	1576	1535	1396	1294	1370	1051	1031	1205	1230	22071

\*\*\* Keyword: Employment

**Table 84 Part-time or full-time (if the spouse is self-employed)**

[Questionnaire] Is your spouse working part time or full time?

[VAR] SPSFPTFL

RESPONSE	PUNCH	03-07	2008	2009	2010	2011	2012	2013	2014	2016	2018	2021	2023	TOTAL
Part-time	1	1.5	2.5	1.9	1.6	1.4	2.1	2.6	1.8	2.4	2.5	3.2	2.0	1.9
Full-time	2	12.4	14.1	14.8	13.4	12.4	14.3	10.2	11.5	11.6	9.0	13.9	13.3	12.6
DK/NA	-8	0.1	0.0	0.1	0.1	0.1	0.0	0.2	0.1	0.0	0.7	0.4	0.5	0.1
IAP	-1	86.0	83.5	83.2	84.9	86.2	83.5	87.0	86.6	86.0	87.8	82.4	84.3	85.3
N		7276	1508	1599	1576	1535	1396	1294	1370	1051	1031	1205	1230	22071

\* SHOW CARD(16, 18)

\*\*\* Keyword: Part-time Employment

**Table 85 Spouse's working hours (if the spouse is self-employed)**

[Questionnaire] How many hours a week does your spouse work on average?

[VAR] SPSFWKHR

RESPONSE	PUNCH	03-07	2008	2009	2010	2011	2012	2013	2014	2016	2018	2021	2023	TOTAL
1-9	1	0.2	0.3	0.3	0.2	0.2	0.3	0.4	0.1	0.4	1.0	1.8	0.5	0.4
10-19	2	0.3	0.5	0.9	0.6	0.1	0.6	0.3	0.6	0.6	0.4	1.0	0.5	0.5
20-29	3	0.5	1.1	0.8	1.0	0.6	0.9	0.2	0.8	1.8	0.6	0.7	0.8	0.7
30-39	4	0.9	1.4	1.3	1.0	1.2	1.2	0.7	1.4	1.3	1.4	1.4	1.2	1.1
40-49	5	3.0	3.7	3.5	2.7	3.3	3.7	2.3	3.5	3.3	1.8	6.1	7.3	3.5
50-59	6	2.4	2.5	2.4	2.5	2.3	2.5	2.4	2.2	2.0	2.8	3.3	2.5	
60-69	7	1.6	2.6	2.4	2.0	1.8	1.7	1.1	2.2	1.7	0.9	1.7	1.1	1.7
70-79	8	2.0	2.1	2.5	1.5	1.7	3.1	2.6	1.3	1.6	1.1	0.5	0.2	1.8
More than 80	9	2.0	1.7	2.0	1.7	1.2	1.6	1.2	1.1	0.6	0.1	0.2	0.1	1.4
DK/NA	-8	1.0	0.6	0.6	1.8	1.4	0.8	1.7	0.1	0.6	3.0	1.2	0.8	1.1
IAP	-1	86.0	83.4	83.2	85.0	86.3	83.5	87.1	86.5	85.9	87.8	82.5	84.3	85.3
N		7276	1508	1599	1576	1535	1396	1294	1370	1051	1031	1205	1230	22071

**Table 86 Spouse's working period (year/month) for the current job (if the spouse is self-employed)**

[Questionnaire] How long has your spouse worked for the current job?

[VAR] SPSFTNYR, SPSFTNMO

RESPONSE	PUNCH	03-07	2008	2009	2010	2011	2012	2013	2014	2016	2018	2021	2023	TOTAL
Less than 2	1	0.4	-	-	-	-	-	-	-	-	-	-	-	0.1
2-5	2	0.5	-	-	-	-	-	-	-	-	-	-	-	0.2
5-10	3	0.6	-	-	-	-	-	-	-	-	-	-	-	0.2
10-15	4	0.5	-	-	-	-	-	-	-	-	-	-	-	0.1
More than 15	5	1.2	-	-	-	-	-	-	-	-	-	-	-	0.4
DK/NA	-8	0.1	-	-	-	-	-	-	-	-	-	-	-	0.0
IAP	-1	96.8	100.0	100.0	100.0	100.0	100.0	100.0	100.0	100.0	100.0	100.0	100.0	98.9
N		7276	1508	1599	1576	1535	1396	1294	1370	1051	1031	1205	1230	22071

\*\*\* Keyword: Job



**Table 87 Main reason for the spouse's self-employment (if the spouse is self-employed)**

[Questionnaire] What is the main reason for self-employment?

[VAR] SPSFWHY

RESPONSE	PUNCH	03-07	2008	2009	2010	2011	2012	2013	2014	2016	2018	2021	2023	TOTAL
To do his/her own work	1	-	-	-	3.7	-	-	-	-	-	-	-	-	0.3
To make more money	2	-	-	-	3.7	-	-	-	-	-	-	-	-	0.3
To decide work schedule by him/herself	3	-	-	-	0.4	-	-	-	-	-	-	-	-	0.0
Unable to get employed	4	-	-	-	1.1	-	-	-	-	-	-	-	-	0.1
Unable to get a job after retirement or laid-off	5	-	-	-	0.6	-	-	-	-	-	-	-	-	0.0
To run the family work	6	-	-	-	2.3	-	-	-	-	-	-	-	-	0.2
To maintain family life and work life	7	-	-	-	0.5	-	-	-	-	-	-	-	-	0.0
OTHER	77	-	-	-	2.4	-	-	-	-	-	-	-	-	0.2
DK/NA	-8	-	-	-	0.1	-	-	-	-	-	-	-	-	0.0
IAP	-1	100.0	100.0	100.0	85.0	100.0	100.0	100.0	100.0	100.0	100.0	100.0	100.0	98.9
N		7276	1508	1599	1576	1535	1396	1294	1370	1051	1031	1205	1230	22071

\*\*\* Keyword: Self-employed

**Table 88 Number of spouse's subordinates**

[Questionnaire] How many subordinates does your spouse have in the workplace whom s/he manages and supervises?

[VAR] SPNUMSUP

RESPONSE	PUNCH	03-07	2008	2009	2010	2011	2012	2013	2014	2016	2018	2021	2023	TOTAL
0-9	1	-	-	39.5	36.4	37.5	40.1	37.5	36.9	33.0	25.0	35.5	35.7	21.7
10-19	2	-	-	2.0	2.7	2.2	1.4	2.5	3.5	3.4	2.2	1.8	2.2	1.4
20-29	3	-	-	0.9	1.1	1.0	0.7	0.9	1.7	0.7	0.4	0.4	0.2	0.5
30-39	4	-	-	0.1	0.2	0.3	0.1	0.7	0.1	0.3	0.4	0.2	0.2	0.2
40-49	5	-	-	0.3	0.1	0.2	0.2	0.2	0.1	0.2	0.1	0.0	0.0	0.1
50-59	6	-	-	0.3	0.2	0.3	0.0	0.2	0.4	0.3	0.5	0.0	0.0	0.1
60-69	7	-	-	0.1	0.3	0.0	0.0	0.0	0.1	0.1	0.1	0.1	0.0	0.1
70-99	8	-	-	0.1	0.1	0.1	0.1	0.2	0.2	0.1	0.0	0.1	0.2	0.1
More than 100	9	-	-	0.3	0.4	0.3	0.1	0.3	0.5	0.3	0.7	0.0	0.0	0.2
DK/NA	-8	-	-	1.5	2.3	2.1	0.7	0.5	0.4	3.1	11.6	11.3	9.6	2.4
IAP	-1	100.0	100.0	54.9	56.2	55.9	56.5	57.0	56.0	58.6	59.1	50.7	52.0	73.3
N		7276	1508	1599	1576	1535	1396	1294	1370	1051	1031	1205	1230	22071

\*\*\* Keyword: Work, Subordinate

**Table 89 Whether spouse has subordinates (if the spouse has a job)**

[Questionnaire] Does your spouse have any subordinates in the workplace whom s/he directly manages and supervises?

[VAR] SPEMSUBO

RESPONSE	PUNCH	03-07	2008	2009	2010	2011	2012	2013	2014	2016	2018	2021	2023	TOTAL
Yes	1	13.0	17.4	14.9	12.8	12.8	11.7	15.8	17.9	15.2	9.8	11.8	12.2	13.6
No	2	20.7	27.7	0.3	1.3	0.9	1.5	0.6	1.2	1.0	1.7	2.2	2.8	9.5
DK/NA	-8	0.9	0.4	0.3	0.6	0.6	0.4	0.0	0.0	0.4	1.1	0.7	0.8	0.6
IAP	-1	65.4	54.5	84.6	85.3	85.7	86.4	83.5	80.9	83.4	87.4	85.3	84.2	76.2
N		7276	1508	1599	1576	1535	1396	1294	1370	1051	1031	1205	1230	22071

\* SHOW CARD(16, 18)

\*\* 2004-2009 Questionnaire: Does your spouse have a subordinate at the workplace for whom (he/she) is directly responsible?

\*\*\* Keyword: Subordinate, Work

**Table 90 Reason for spouse's unemployment (if the spouse is unemployed)**

[Questionnaire] What is the reason for not working?

[VAR] SPWUNEM

RESPONSE	PUNCH	03-07	2008	2009	2010	2011	2012	2013	2014	2016	2018	2021	2023	TOTAL
Unemployed or temporarily not working	1	0.2	-	-	-	-	-	-	-	-	-	-	-	0.1
Keeping house	2	2.7	-	-	-	-	-	-	-	-	-	-	-	0.9
Schooling	3	0.0	-	-	-	-	-	-	-	-	-	-	-	0.0
Old age	4	0.9	-	-	-	-	-	-	-	-	-	-	-	0.3
Disabled	5	0.1	-	-	-	-	-	-	-	-	-	-	-	0.0
Looking for job	6	0.0	-	-	-	-	-	-	-	-	-	-	-	0.0
Disease	7	0.2	-	-	-	-	-	-	-	-	-	-	-	0.1
OTHER	77	0.0	-	-	-	-	-	-	-	-	-	-	-	0.0
IAP	-1	95.9	100.0	100.0	100.0	100.0	100.0	100.0	100.0	100.0	100.0	100.0	100.0	98.6
N		7276	1508	1599	1576	1535	1396	1294	1370	1051	1031	1205	1230	22071

\*\*\* Keyword: Job

**Table 91 Whether the spouse had worked over a year in the past (if the spouse is unemployed)**

[Questionnaire] Was your spouse employed continuously for at least one year?

[VAR] SPUNWKEXA

RESPONSE	PUNCH	03-07	2008	2009	2010	2011	2012	2013	2014	2016	2018	2021	2023	TOTAL
Yes	1	5.6	-	-	-	-	-	-	-	-	-	-	-	1.8
No	2	3.8	-	-	-	-	-	-	-	-	-	-	-	1.2
DK/NA	-8	0.1	-	-	-	-	-	-	-	-	-	-	-	0.0
IAP	-1	90.6	100.0	100.0	100.0	100.0	100.0	100.0	100.0	100.0	100.0	100.0	100.0	96.9
N		7276	1508	1599	1576	1535	1396	1294	1370	1051	1031	1205	1230	22071

\*\* 2005 Questionnaire: Have your spouse ever had a paid job for one year or more?

\*\*\* Keyword: Job



**Table 92 Whether the spouse has any work experience (if the spouse is unemployed)**

[Questionnaire] Has your spouse ever had a paid job?

[VAR] SPUNWKEX

RESPONSE	PUNCH	03-07	2008	2009	2010	2011	2012	2013	2014	2016	2018	2021	2023	TOTAL
Yes	1	9.1	15.6	15.1	16.4	14.1	12.5	15.5	15.5	16.8	14.3	11.9	11.9	12.8
No	2	4.7	6.0	6.7	5.9	8.9	6.6	8.0	9.1	5.8	4.8	8.6	7.1	6.3
DK/NA	-8	0.0	0.1	0.3	0.1	0.1	0.0	0.0	0.0	0.1	0.5	0.0	0.2	0.1
IAP	-1	86.2	78.3	77.9	77.6	76.9	80.9	76.6	75.4	77.3	80.5	79.5	80.8	80.9
N		7276	1508	1599	1576	1535	1396	1294	1370	1051	1031	1205	1230	22071

\* SHOW CARD(16, 18)

\*\* 2004 Questionnaire: Has your spouse ever worked for pay?

\*\*\* Keyword: Job

**Table 93 Spouse's last work position (if the spouse is unemployed, but had worked before)**

[Questionnaire] What type of job did your spouse have at that time?

[VAR] SPUNSTAT

RESPONSE	PUNCH	03-07	2008	2009	2010	2011	2012	2013	2014	2016	2018	2021	2023	TOTAL
Government	1	0.7	0.6	1.1	0.9	0.7	0.9	1.4	1.2	1.1	1.1	0.2	1.0	0.9
Private firm	2	8.0	9.3	9.0	8.6	8.5	6.7	9.4	9.4	9.7	8.3	7.7	6.6	8.3
Publicly owned firm	3	0.4	0.3	0.4	0.5	0.3	0.3	0.3	0.4	0.4	0.4	0.2	0.7	0.4
Worked for non-profit organization	4	0.8	0.5	0.4	1.6	0.5	0.2	0.3	0.5	0.7	0.7	0.2	0.4	0.6
Worked for family without being paid	5	0.9	1.1	1.1	0.8	0.9	1.6	1.0	1.6	1.7	0.6	0.7	0.2	1.0
Self-employed with no employees	6	2.7	2.3	1.9	2.5	2.1	1.9	2.6	1.6	1.5	2.4	2.2	2.4	2.3
Self-employed with employees	7	1.0	1.3	1.2	1.6	1.2	0.9	0.5	0.7	1.8	0.6	0.2	0.2	1.0
DK/NA	-8	0.1	0.1	0.1	0.0	0.0	0.0	0.0	0.0	0.0	0.3	0.2	0.3	0.1
IAP	-1	85.3	84.5	84.8	83.6	85.9	87.4	84.5	84.6	83.1	85.7	88.1	88.2	85.4
N		7276	1508	1599	1576	1535	1396	1294	1370	1051	1031	1205	1230	22071

\* SHOW CARD(16, 18)

\*\* 2005 Questionnaire: What was your spouse's most recent job?

\*\* 2003 RESPONSE: Government, Publicly owned firm, Private firm, Self-employed

\*\*\* Keyword: Job

**Table 94 Number of Spouse's last employees (if the spouse is unemployed, but had worked before)**

[Questionnaire] How many employees did your spouse employ?

[VAR] SPUNNOHI

RESPONSE	PUNCH	03-07	2008	2009	2010	2011	2012	2013	2014	2016	2018	2021	2023	TOTAL
1-5	1	0.7	0.9	0.7	0.8	0.9	0.4	0.2	0.4	1.2	0.3	0.2	0.2	0.6
6-10	2	0.1	0.3	0.1	0.5	0.1	0.1	0.2	0.2	0.2	0.0	0.0	0.0	0.1
11-20	3	0.0	0.1	0.0	0.0	0.1	0.1	0.0	0.0	0.1	0.1	0.0	0.0	0.0
21 or over	4	0.1	0.0	0.3	0.1	0.1	0.1	0.1	0.0	0.0	0.0	0.0	0.0	0.1
DK/NA	-8	0.0	0.0	0.1	0.1	0.0	0.1	0.1	0.0	0.3	0.2	0.0	0.0	0.1
IAP	-1	99.0	98.7	98.9	98.5	98.8	99.1	99.5	99.3	98.2	99.4	99.8	99.8	99.0
N		7276	1508	1599	1576	1535	1396	1294	1370	1051	1031	1205	1230	22071

\*\*\* Keyword: Employment

**Table 95 Whether the spouse had any subordinate (if the spouse is unemployed, but had worked before)**

[Questionnaire] Did your spouse have any subordinates in the workplace whom s/he directly managed and supervised?

[VAR] SPUNSUBO

RESPONSE	PUNCH	03-07	2008	2009	2010	2011	2012	2013	2014	2016	2018	2021	2023	TOTAL
Yes	1	3.0	3.2	4.3	3.3	3.1	2.1	2.9	4.0	5.2	2.7	1.5	2.8	3.1
No	2	8.8	12.1	10.5	12.2	9.9	9.5	11.1	11.3	10.0	10.0	9.9	7.8	9.9
DK/NA	-8	0.5	0.3	0.4	0.8	1.2	1.0	1.5	0.1	1.6	1.6	0.6	1.2	0.7
IAP	-1	87.7	84.5	84.8	83.6	85.9	87.4	84.5	84.5	83.2	85.7	88.1	88.1	86.2
N		7276	1508	1599	1576	1535	1396	1294	1370	1051	1031	1205	1230	22071

\* SHOW CARD(16, 18)

\*\* 2004-2009 Questionnaire: Did your spouse have a subordinate at workplace for whom your spouse was directly responsible?

\*\*\* Keyword: Job, Subordinate

**Table 96 Spouse's past working hours (if the spouse is unemployed, but had worked before)**

[Questionnaire] How many hours a week did your spouse work on average?

[VAR] SPUNWKHR

RESPONSE	PUNCH	03-07	2008	2009	2010	2011	2012	2013	2014	2016	2018	2021	2023	TOTAL
1-9	1	0.2	0.3	0.5	0.6	0.2	0.1	0.8	0.1	0.9	1.0	1.6	0.6	0.4
10-19	2	0.3	1.0	0.6	0.8	0.3	0.6	0.8	0.5	0.7	0.6	0.9	0.6	0.6
20-29	3	0.4	0.3	0.6	0.7	1.0	0.9	0.7	0.6	0.3	1.2	0.2	0.1	0.5
30-39	4	0.7	0.7	0.9	0.8	0.5	0.5	0.9	1.2	1.4	1.6	0.6	0.6	0.8
40-49	5	4.1	5.6	5.9	5.3	4.6	3.3	4.2	6.8	6.7	2.9	6.1	6.3	4.9
50-59	6	2.3	2.6	1.7	2.1	1.8	1.9	1.7	4.2	2.6	1.4	1.5	2.0	2.2
60-69	7	1.5	1.9	1.4	0.9	1.4	1.0	1.6	0.7	1.0	1.2	0.4	0.6	1.2
70-79	8	1.1	1.6	1.7	1.7	1.2	1.4	1.2	0.8	0.4	0.7	0.1	0.0	1.1
80 or over	9	0.7	0.8	1.1	1.6	0.8	0.9	0.5	0.5	0.3	0.8	0.0	0.0	0.7
DK/NA	-8	1.2	0.9	0.8	1.9	2.3	1.8	3.2	0.1	2.8	3.2	0.7	1.1	1.5
IAP	-1	87.4	84.4	84.8	83.7	85.9	87.6	84.5	84.5	83.2	85.7	88.1	88.1	86.1
N		7276	1508	1599	1576	1535	1396	1294	1370	1051	1031	1205	1230	22071

\*\*\* Keyword: Job, Unemployment



**Table 97 Spouse's attempt to find a job for the past week (if the spouse is unemployed)**

[Questionnaire] Over the last 7 days, did your spouse actively look for a job?

[VAR] SPUNSRCH

RESPONSE	PUNCH	03-07	2008	2009	2010	2011	2012	2013	2014	2016	2018	2021	2023	TOTAL
Yes	1	1.2	1.7	1.3	1.4	1.7	1.6	1.9	1.1	1.5	1.3	1.4	1.3	1.4
No	2	16.7	20.0	20.7	20.7	21.4	17.5	21.4	23.5	21.0	17.5	18.5	17.9	19.0
DK/NA	-8	0.0	0.0	0.2	0.3	0.1	0.0	0.2	0.0	0.1	0.7	0.5	0.0	0.1
IAP	-1	82.0	78.3	77.9	77.5	76.9	80.9	76.6	75.4	77.3	80.6	79.6	80.8	79.5
N		7276	1508	1599	1576	1535	1396	1294	1370	1051	1031	1205	1230	22071

\* SHOW CARD(16, 18)

\*\* 2003-2004 Questionnaire: During the last week, did you actually look for a job?

\*\*\* Keyword: Looking For A Job

**Table 98 Spouse's current job search (if the spouse is unemployed)**

[Questionnaire] Is your spouse currently looking for a job?

[VAR] SPUNJSRC

RESPONSE	PUNCH	03-07	2008	2009	2010	2011	2012	2013	2014	2016	2018	2021	2023	TOTAL
Yes	1	0.7	-	-	-	-	-	-	-	-	-	-	-	0.2
No	2	4.5	-	-	-	-	-	-	-	-	-	-	-	1.5
DK/NA	-8	0.0	-	-	-	-	-	-	-	-	-	-	-	0.0
IAP	-1	94.7	100.0	100.0	100.0	100.0	100.0	100.0	100.0	100.0	100.0	100.0	100.0	98.3
N		7276	1508	1599	1576	1535	1396	1294	1370	1051	1031	1205	1230	22071

\*\*\* Keyword: Job

**Table 99 Spouse's monthly income (if the spouse has a job)**

[Questionnaire] Before taxes and other deductions, what is your spouse's total monthly average income from this job?

This includes his/her base pay, bonuses, and other allowances.

[VAR] SPINCOME

RESPONSE	PUNCH	03-07	2008	2009	2010	2011	2012	2013	2014	2016	2018	2021	2023	TOTAL
No income	0	4.2	3.2	4.2	3.0	2.3	4.4	1.5	3.1	1.8	0.7	1.3	0.7	3.1
Less than 500,000 won	1	1.3	1.3	1.5	1.3	0.8	1.0	0.5	0.4	0.8	0.8	0.3	0.2	1.0
500,000 ~ 990,000 won	2	4.6	3.2	3.1	4.3	3.1	2.8	1.4	2.0	2.3	1.3	1.2	1.6	3.2
1,000,000 ~ 1,490,000 won	3	5.4	6.4	5.4	4.0	5.1	5.4	5.1	4.1	3.0	2.5	2.4	2.0	4.6
1,500,000 ~ 1,990,000 won	4	5.3	5.2	5.1	4.0	4.4	5.4	3.8	3.4	3.5	3.3	5.1	3.2	4.6
2,000,000 ~ 2,490,000 won	5	6.5	6.6	5.1	5.6	5.3	6.2	6.1	5.8	5.0	3.1	5.9	6.3	5.9
2,500,000 ~ 2,990,000 won	6	3.5	3.6	3.6	3.7	3.4	3.3	2.9	3.6	2.4	3.4	4.7	5.1	3.6
3,000,000 ~ 3,490,000 won	7	4.5	4.4	5.6	4.7	5.4	4.9	5.8	6.6	5.0	4.4	7.1	7.6	5.2
3,500,000 ~ 3,990,000 won	8	1.4	1.8	1.8	1.2	2.1	2.1	3.5	1.6	2.0	2.5	4.9	4.3	2.1
4,000,000 ~ 4,490,000 won	9	1.9	2.8	2.9	1.8	2.7	2.3	2.7	3.1	2.6	1.7	5.0	5.0	2.6
4,500,000 ~ 4,990,000 won	10	0.5	0.8	1.1	0.6	0.7	0.7	1.1	0.9	1.0	0.9	1.7	1.7	0.9
More than 5,000,000 won	11	2.5	5.4	4.5	5.0	5.5	5.2	6.2	9.0	9.5	10.0	6.6	8.7	5.3
DK/NA	-8	1.2	0.7	1.0	4.6	3.1	0.1	2.7	0.0	2.7	6.2	3.0	1.5	1.9
IAP	-1	57.1	54.5	55.0	56.2	55.9	56.4	56.8	56.3	58.6	59.2	50.7	52.0	56.1
N		7276	1508	1599	1576	1535	1396	1294	1370	1051	1031	1205	1230	22071

\*\*\* Keyword: Income, Tax, Bonus, Occupation

**Table 100 Spouse's extra income outside the current job (if the spouse has a job)**

[Questionnaire] Approximately how much monthly income is derived from sources other than the income from his/her job? (OTHER SOURCES OF INCOME INCLUDE INTEREST OR DIVIDENDS, PROPERTY INCOME, RENT, PENSION PAYMENTS, OR THE MONEY YOU PERSONALLY RECEIVE FROM SOMEBODY.)

[VAR] SPOEARN

RESPONSE	PUNCH	03-07	2008	2009	2010	2011	2012	2013	2014	2016	2018	2021	2023	TOTAL
No income	0	7.3	-	-	-	-	-	-	-	-	-	-	-	2.4
Less than 500,000 won	1	0.4	-	-	-	-	-	-	-	-	-	-	-	0.1
500,000 ~ 990,000 won	2	0.2	-	-	-	-	-	-	-	-	-	-	-	0.1
1,000,000 ~ 1,490,000 won	3	0.1	-	-	-	-	-	-	-	-	-	-	-	0.0
1,500,000 ~ 1,990,000 won	4	0.0	-	-	-	-	-	-	-	-	-	-	-	0.0
2,000,000 ~ 2,490,000 won	5	0.1	-	-	-	-	-	-	-	-	-	-	-	0.0
2,500,000 ~ 2,990,000 won	6	0.0	-	-	-	-	-	-	-	-	-	-	-	0.0
DK/NA	-8	0.1	-	-	-	-	-	-	-	-	-	-	-	0.0
IAP	-1	91.8	100.0	100.0	100.0	100.0	100.0	100.0	100.0	100.0	100.0	100.0	100.0	97.3
N		7276	1508	1599	1576	1535	1396	1294	1370	1051	1031	1205	1230	22071

\*\*\* Keyword: Occupation, Income, Property, Money

**Table 101 Whether the spouse has any extra income (if the spouse has a job)**

[Questionnaire] Beside income from the main job of your spouse, does your spouse have other sources of income? This includes interest or dividends, rent, social security, other pensions, alimony or child support, public aid (welfare), and armed forces or veteran's allotment. If any, what is his/her monthly average income?

[VAR] SPXTINC

RESPONSE	PUNCH	03-07	2008	2009	2010	2011	2012	2013	2014	2016	2018	2021	2023	TOTAL
Yes	1	-	4.4	4.9	6.9	7.1	4.9	3.9	3.6	5.9	6.7	3.7	5.0	3.5
No	2	-	40.8	38.8	36.5	36.9	38.5	36.9	39.6	34.3	28.8	44.1	42.4	25.6
DK/NA	-8	-	0.3	1.3	0.4	0.1	0.1	2.2	0.7	1.2	5.4	1.4	0.6	0.7
IAP	-1	100.0	54.5	55.0	56.2	55.9	56.4	57.0	56.1	58.5	59.1	50.7	52.0	70.2
N		7276	1508	1599	1576	1535	1396	1294	1370	1051	1031	1205	1230	22071

\* SHOW CARD(16, 18)



**Table 102 Spouse's monthly extra income (if the spouse has a job) (categorical)**

[Questionnaire] Beside income from the main job of your spouse, does your spouse have other sources of income? This includes interest or dividends, rent, social security, other pensions, alimony or child support, public aid (welfare), and armed forces or veteran's allotment. If any, what is his/her monthly average income?... Other Monthly Average Income:

[VAR] SPXTINCM

RESPONSE	PUNCH	03-07	2008	2009	2010	2011	2012	2013	2014	2016	2018	2021	2023	TOTAL
No income	0	-	40.8	38.8	36.5	36.8	38.6	37.0	39.7	34.3	28.8	44.1	42.4	25.6
Less than 500,000 won	1	-	2.2	2.0	2.0	2.0	2.4	1.2	1.2	1.9	1.4	1.2	1.3	1.2
500,000 ~ 990,000 won	2	-	0.7	0.6	1.0	1.3	0.9	0.5	0.7	1.1	2.1	0.9	1.5	0.7
1,000,000 ~ 1,490,000 won	3	-	0.5	0.5	0.6	0.4	0.7	0.6	0.9	0.5	1.1	0.5	0.5	0.4
1,500,000 ~ 1,990,000 won	4	-	0.1	0.2	0.4	0.1	0.0	0.3	0.3	0.4	0.0	0.0	0.2	0.1
2,000,000 ~ 2,490,000 won	5	-	0.3	0.6	0.1	0.4	0.2	0.1	0.3	0.3	0.4	0.4	0.2	0.2
2,500,000 ~ 2,990,000 won	6	-	0.0	0.1	0.1	0.0	0.0	0.0	0.1	0.2	0.0	0.0	0.3	0.0
3,000,000 ~ 3,490,000 won	7	-	0.1	0.1	0.0	0.3	0.1	0.3	0.1	0.2	0.0	0.0	0.2	0.1
3,500,000 ~ 3,990,000 won	8	-	0.1	0.0	0.0	0.1	0.0	0.0	0.0	0.1	0.0	0.2	0.0	0.0
4,000,000 ~ 4,490,000 won	9	-	0.1	0.1	0.1	0.0	0.1	0.0	0.0	0.0	0.2	0.1	0.2	0.1
4,500,000 ~ 4,990,000 won	10	-	0.0	0.1	0.0	0.0	0.0	0.0	0.1	0.1	0.1	0.0	0.0	0.0
More than 5,000,000 won	11	-	0.1	0.2	0.1	0.1	0.1	0.1	0.0	0.5	0.0	0.2	0.2	0.1
DK/NA	-8	-	0.2	0.4	2.4	2.6	0.2	0.9	0.0	0.9	1.4	0.1	0.2	0.6
IAP	-1	100.0	54.7	56.2	56.6	56.0	56.6	59.2	56.6	59.6	64.6	52.1	52.6	70.9
N		7276	1508	1599	1576	1535	1396	1294	1370	1051	1031	1205	1230	22071

\*\*\* Keyword: Income, Property, Money

**Table 103 Whether the spouse has an income (if the spouse is unemployed)**

[Questionnaire] Does your spouse have any sources of income? This interest or dividends, rent, social security, other pensions, alimony or child support, public aid (welfare), and armed forces or veteran's allotment'

[VAR] SPUNXTN

RESPONSE	PUNCH	03-07	2008	2009	2010	2011	2012	2013	2014	2016	2018	2021	2023	TOTAL
Yes	1	-	4.3	4.4	5.0	5.8	5.2	7.0	5.0	6.8	7.5	5.7	6.8	3.8
No	2	-	16.8	17.5	17.3	17.3	14.0	16.4	19.6	15.8	11.5	14.8	12.1	10.7
DK/NA	-8	-	0.5	0.3	0.1	0.1	0.0	0.0	0.0	0.2	0.5	0.1	0.2	0.1
IAP	-1	100.0	78.3	77.9	77.6	76.9	80.9	76.6	75.4	77.3	80.5	79.4	80.9	85.4
N		7276	1508	1599	1576	1535	1396	1294	1370	1051	1031	1205	1230	22071

\* SHOW CARD(16, 18)

\*\*\* Keyword: Income, Property, Money

**Table 104 Spouse's monthly income (if the spouse is unemployed) (categorical)**

[Questionnaire] Does your spouse have any sources of income? This interest or dividends, rent, social security, other pensions, alimony or child support, public aid (welfare), and armed forces or veteran's allotment... Monthly Average Income:

[VAR] SPUNXTNM

RESPONSE	PUNCH	03-07	2008	2009	2010	2011	2012	2013	2014	2016	2018	2021	2023	TOTAL
No income	0	-	17.2	17.5	17.3	17.3	14.0	16.5	19.8	15.8	11.5	14.7	12.1	10.7
Less than 500,000 won	1	-	1.6	1.8	2.7	2.7	3.2	2.2	2.7	2.4	2.5	1.3	1.1	1.5
500,000 ~ 990,000 won	2	-	0.7	0.6	0.5	0.5	0.4	2.1	0.8	1.2	1.0	0.9	1.9	0.6
1,000,000 ~ 1,490,000 won	3	-	0.7	0.6	0.8	0.7	0.6	0.8	0.1	1.0	0.9	1.2	0.9	0.5
1,500,000 ~ 1,990,000 won	4	-	0.3	0.3	0.1	0.2	0.1	0.5	0.3	0.4	0.5	0.7	0.6	0.2
2,000,000 ~ 2,490,000 won	5	-	0.3	0.3	0.3	0.7	0.1	0.5	0.4	0.7	0.8	0.7	0.6	0.3
2,500,000 ~ 2,990,000 won	6	-	0.0	0.2	0.1	0.0	0.1	0.1	0.1	0.3	0.3	0.1	0.4	0.1
3,000,000 ~ 3,490,000 won	7	-	0.1	0.4	0.1	0.3	0.1	0.3	0.3	0.3	0.3	0.4	0.6	0.2
3,500,000 ~ 3,990,000 won	8	-	0.0	0.0	0.1	0.1	0.0	0.0	0.0	0.0	0.1	0.0	0.3	0.0
4,000,000 ~ 4,490,000 won	9	-	0.0	0.1	0.0	0.0	0.0	0.1	0.0	0.0	0.3	0.2	0.1	0.0
4,500,000 ~ 4,990,000 won	10	-	0.0	0.0	0.0	0.0	0.0	0.0	0.0	0.0	0.0	0.1	0.1	0.0
More than 5,000,000 won	11	-	0.0	0.0	0.1	0.0	0.2	0.2	0.0	0.1	0.2	0.1	0.1	0.1
DK/NA	-8	-	0.3	0.1	0.3	0.6	0.1	0.2	0.0	0.5	0.7	0.2	0.1	0.2
IAP	-1	100.0	78.8	78.2	77.7	76.9	80.9	76.5	75.3	77.4	81.0	79.4	81.1	85.5
N		7276	1508	1599	1576	1535	1396	1294	1370	1051	1031	1205	1230	22071

\*\*\* Keyword: Income, Property, Money



**Table 105 Spouse's industry (ISIC\_3)**

[Questionnaire] What kind of work does your spouse normally do? What does s/he actually do in that job? If currently not working, tell me about his/her last job... INDUSTRY

[VAR] SPIND

RESPONSE	PUNCH	03-07	2008	2009	2010	2011	2012	2013	2014	2016	2018	2021	2023	TOTAL
Agriculture, hunting and forestry	1	6.0	4.1	4.4	6.4	4.3	5.8	2.4	3.9	5.1	3.7	4.4	2.7	4.9
Fishing	2	0.1	0.1	0.3	0.3	0.3	0.6	0.2	0.4	0.1	0.1	0.5	0.0	0.2
Mining and quarrying	3	0.1	0.0	0.0	0.0	0.0	0.0	0.1	0.0	0.0	0.1	0.0	0.0	0.0
Manufacturing	4	10.3	11.4	10.5	12.0	11.1	8.2	10.0	10.0	9.8	9.9	7.4	6.1	10.0
Electricity, gas and water supply	5	0.5	0.3	0.4	0.3	0.6	0.9	0.7	0.4	0.7	0.7	0.3	0.3	0.5
Construction	6	4.9	5.0	4.9	6.2	4.2	3.4	4.0	4.0	3.0	3.6	4.7	3.6	4.5
Wholesale and retail trade; repair of motor vehicles, motorcycles and personal and household goods	7	7.9	8.4	8.6	5.8	7.8	8.8	8.6	7.4	8.3	4.7	10.2	11.6	8.1
Hotels and restaurants	8	4.0	5.2	3.1	3.8	3.4	4.8	3.6	4.2	3.0	3.9	5.0	4.9	4.0
Transport, storage and communications	9	3.4	4.2	4.4	3.1	3.4	3.7	3.0	3.3	2.5	2.8	3.6	4.3	3.5
Financial intermediation	10	2.2	3.3	2.7	1.8	3.1	1.4	1.9	2.1	2.3	1.6	1.7	3.1	2.3
Real estate, renting and business activities	11	3.6	4.6	5.1	4.1	5.3	4.3	4.4	6.3	4.6	5.7	4.6	5.3	4.5
Public administration and defence; compulsory social security	12	2.7	2.7	3.2	3.6	3.6	2.6	3.2	2.9	2.9	3.2	2.4	2.3	2.9
Education	13	4.3	4.3	4.9	4.0	4.4	3.5	5.3	4.4	4.1	4.6	2.4	3.6	4.2
Health and social work	14	1.7	2.7	2.5	3.3	2.8	2.6	2.7	3.5	3.0	3.2	2.3	3.2	2.5
Other community, social and personal service activities	15	2.4	2.6	2.9	2.7	2.5	3.5	2.9	2.6	3.6	2.4	2.2	2.5	2.6
Private households with employed persons	16	0.3	0.1	0.0	0.1	0.3	0.2	0.2	0.1	0.2	0.0	0.2	0.1	0.2
Extra-territorial organizations and bodies	17	0.0	0.0	0.0	0.1	0.0	0.0	0.0	0.1	0.0	0.0	0.0	0.1	0.0
DK/NA	-8	2.6	1.3	2.0	3.2	2.0	2.4	12.1	6.1	10.3	6.2	10.0	6.5	4.4
IAP	-1	42.8	39.6	40.0	39.2	40.9	43.2	34.6	38.2	36.6	43.7	38.1	39.9	40.6
N		7276	1508	1599	1576	1535	1396	1294	1370	1051	1031	1205	1230	22071

\*\* International Standard Industrial Classification (ISIC) ver.3

\*\*\* Keyword: Job, Workplace

**Table 106 Spouse's industry (ISIC\_4)**

[Questionnaire] What kind of work does your spouse normally do? What does s/he actually do in that job? If currently not working, tell me about his/her last job... INDUSTRY

[VAR] SPIND08

RESPONSE	PUNCH	03-07	2008	2009	2010	2011	2012	2013	2014	2016	2018	2021	2023	TOTAL
Agriculture, forestry and fishing	1	6.2	4.2	4.7	6.7	4.6	6.4	2.5	4.4	5.2	3.8	4.9	2.7	5.1
Mining and quarrying	2	0.1	0.0	0.0	0.0	0.0	0.0	0.1	0.0	0.0	0.1	0.0	0.0	0.0
Manufacturing	3	9.8	10.5	10.1	11.3	10.4	7.9	9.8	9.5	9.3	8.5	6.9	5.8	9.4
Electricity, gas, steam and air conditioning supply	4	0.5	0.3	0.3	0.2	0.5	0.9	0.7	0.4	0.7	0.6	0.2	0.3	0.5
Water supply; sewerage, water management and remediation activities	5	0.2	0.1	0.2	0.3	0.5	0.2	0.2	0.1	0.1	0.2	0.1	0.2	0.2
Construction	6	4.9	5.0	4.9	6.2	4.2	3.4	4.0	4.0	3.0	3.6	4.7	3.6	4.5
Wholesale and retail trade; repair of motor vehicles and motorcycles	7	7.2	7.8	8.2	5.7	7.2	8.3	8.0	6.7	7.7	4.3	9.5	10.3	7.5
Transportation and storage	8	2.7	3.5	3.9	2.8	2.9	2.9	2.4	2.8	1.7	2.4	2.7	4.1	2.9
Accommodation and food service activities	9	4.0	5.2	3.1	3.8	3.4	4.8	3.6	4.2	3.1	3.9	5.0	4.9	4.0
Information and communication	10	1.7	2.3	1.4	1.2	2.0	1.3	1.5	1.9	1.4	2.6	1.7	0.9	1.7
Financial and insurance activities	11	2.2	3.3	2.7	1.8	3.1	1.4	1.9	2.1	2.3	1.6	1.7	3.1	2.3
Real estate activities	12	1.0	0.7	0.9	0.4	1.0	0.6	0.5	0.8	0.9	1.1	1.4	1.6	0.9
Professional, scientific and technical activities	13	1.0	1.4	1.9	1.2	1.6	1.9	1.8	2.7	1.2	2.2	1.2	1.8	1.5
Administrative and support service activities	14	1.1	2.0	1.8	2.3	2.2	1.5	1.5	2.1	2.2	1.6	2.0	1.5	1.6
Public administration and defence; compulsory social security	15	2.7	2.7	3.2	3.6	3.6	2.6	3.3	2.9	2.9	3.2	2.4	2.3	2.9
Education	16	4.3	4.3	4.9	4.0	4.4	3.5	5.3	4.4	4.1	4.6	2.4	3.6	4.2
Human health and social work activities	17	1.7	2.7	2.5	3.3	2.8	2.6	2.7	3.5	3.1	3.2	2.3	3.2	2.5
Arts, entertainment and recreation	18	0.7	0.5	1.0	0.4	0.7	0.7	1.1	0.6	1.2	0.9	0.6	0.5	0.7
Other service activities	19	2.3	2.4	1.9	2.0	1.8	3.2	2.0	2.3	2.9	1.6	2.1	3.2	2.3
Activities of households as employers; undifferentiated goods-and services-producing activities of households for own use	20	0.3	0.1	0.0	0.1	0.3	0.2	0.2	0.1	0.2	0.0	0.2	0.1	0.2
Activities of extraterritorial organizations and bodies	21	0.0	0.0	0.0	0.1	0.0	0.0	0.0	0.1	0.0	0.0	0.0	0.1	0.0
DK/NA	-8	2.6	1.3	2.0	3.2	2.0	2.4	12.2	6.1	10.3	6.2	10.0	6.5	4.4
IAP	-1	42.8	39.7	40.1	39.3	40.9	43.2	34.7	38.2	36.6	43.7	38.1	39.9	40.6
N		7276	1508	1599	1576	1535	1396	1294	1370	1051	1031	1205	1230	22071

\*\* International Standard Industrial Classification (ISIC) ver.4

\*\*\* Keyword: Job



**Table 107 Spouse's industry (KSIC\_9, 1digit)**

[Questionnaire] What kind of work does your spouse normally do? What does s/he actually do in that job? If currently not working, tell me about his/her last job... INDUSTRY

[VAR] SPIND16A

RESPONSE	PUNCH	03-07	2008	2009	2010	2011	2012	2013	2014	2016	2018	2021	2023	TOTAL
Agriculture, forestry and fishing	1	6.2	4.2	4.7	6.7	4.6	6.4	2.5	4.4	5.2	3.8	4.9	2.7	5.1
Mining and quarrying	2	0.1	0.0	0.0	0.0	0.0	0.0	0.1	0.0	0.0	0.1	0.0	0.0	0.0
Manufacturing	3	9.8	10.5	10.1	11.3	10.3	7.9	9.8	9.5	9.3	8.5	9.3	7.6	9.7
Electricity, gas, steam and water supply	4	0.5	0.3	0.4	0.3	0.6	0.9	0.7	0.4	0.7	0.7	0.3	0.3	0.5
Sewerage, waste management, materials recovery and remediation activities	5	0.1	0.1	0.1	0.3	0.5	0.1	0.2	0.1	0.1	0.1	0.0	0.2	0.2
Construction	6	4.9	5.0	4.9	6.2	4.2	3.4	4.0	4.0	3.0	3.6	4.7	3.6	4.5
Wholesale and retail trade	7	7.2	7.8	8.2	5.7	7.2	8.3	8.0	6.7	7.7	4.3	9.5	10.3	7.5
Transportation	8	2.7	3.5	3.9	2.8	2.9	2.9	2.4	2.8	1.7	2.4	2.7	4.1	2.9
Accommodation and food service activities	9	4.0	5.2	3.1	3.8	3.4	4.8	3.6	4.2	3.0	3.9	5.0	4.9	4.0
Information and communications	10	1.7	2.3	1.4	1.2	2.0	1.3	1.5	1.9	1.4	3.9	1.7	1.0	1.7
Financial and insurance activities	11	2.2	3.3	2.7	1.8	3.1	1.4	1.9	2.1	2.3	0.4	1.7	3.1	2.2
Real estate activities and renting and leasing	12	1.1	0.9	1.2	0.5	1.1	0.9	0.6	0.9	1.0	1.1	1.4	1.6	1.1
Professional, scientific and technical activities	13	1.0	1.4	1.9	1.2	1.6	1.9	1.8	2.7	1.2	2.2	1.2	1.9	1.5
Business facilities management and business support services	14	1.0	1.9	1.6	2.2	2.1	1.1	1.4	2.0	2.1	1.6	2.0	1.5	1.5
Public administration and defence ; compulsory social security	15	2.7	2.7	3.2	3.6	3.6	2.6	3.3	2.9	2.9	3.2	2.4	2.3	2.9
Education	16	4.3	4.3	4.9	4.0	4.4	3.5	5.3	4.4	4.1	4.6	2.4	3.6	4.2
Human health and social work activities	17	1.7	2.7	2.5	3.3	2.8	2.6	2.7	3.5	3.0	3.2	2.3	3.2	2.5
Arts, sports and recreation related services	18	0.7	0.5	1.0	0.4	0.7	0.7	1.1	0.6	1.2	0.9	0.6	0.5	0.7
Membership organizations, repair and other personal services	19	2.3	2.4	1.9	2.0	1.8	3.2	2.0	2.3	2.9	1.6	2.1	3.2	2.3
Activities of households as employers; undifferentiated goods- and services- producing activities of households for own use	20	0.3	0.1	0.0	0.1	0.3	0.2	0.2	0.1	0.2	0.0	0.2	0.1	0.2
Activities of extraterritorial organizations and bodies	21	0.0	0.0	0.0	0.1	0.0	0.0	0.0	0.1	0.0	0.0	0.0	0.1	0.0
DK/NA	-8	2.6	1.3	2.0	3.2	2.0	2.4	12.2	6.1	10.3	6.2	7.4	4.5	4.1
IAP	-1	42.8	39.6	40.0	39.3	40.8	43.2	34.7	38.2	36.6	43.7	38.2	39.9	40.6
N		7276	1508	1599	1576	1535	1396	1294	1370	1051	1031	1205	1230	22071

\*\* Korean Standard Industrial Classification (KSIC) ver.9

\*\*\* Keyword: Job, Workplace

**Table 108 Spouse's occupation (ISCO88)**

[Questionnaire] What kind of work does your spouse normally do? What does s/he actually do in that job? If currently not working, tell me about his/her last job... OCCUPATION

[VAR] SPOCC

RESPONSE	PUNCH	03-07	2008	2009	2010	2011	2012	2013	2014	2016	2018	2021	2023	TOTAL
Armed forces	0	0.2	0.1	0.4	0.4	0.4	0.3	0.2	0.4	0.1	0.2	0.1	0.2	0.3
Legislators, senior officials and managers	1	0.8	1.6	1.0	2.1	2.0	1.5	2.2	1.6	2.9	0.7	3.7	1.7	1.5
Professionals	2	6.2	6.3	8.4	6.9	7.5	4.8	8.0	8.0	6.0	9.0	4.5	6.8	6.7
Technicians and associate professionals	3	4.9	4.6	5.8	5.3	6.4	3.9	5.1	6.5	6.2	6.5	6.2	6.6	5.4
Clerks	4	9.2	12.8	13.1	7.8	12.0	8.4	12.7	10.1	10.6	10.3	12.4	13.4	10.6
Service workers and shop and market sales workers	5	9.4	10.1	8.6	9.8	8.5	11.0	8.0	6.6	6.9	7.4	9.4	12.7	9.2
Skilled agricultural and fishery workers	6	5.9	3.8	5.2	6.2	4.7	6.1	2.6	4.1	5.2	3.8	5.1	2.5	5.0
Craft and related trades workers	7	3.4	4.6	3.6	5.3	3.3	3.2	2.9	2.3	2.8	5.3	4.8	3.5	3.7
Plant and machine operators and assemblers	8	4.2	6.0	5.5	6.8	5.7	4.2	6.2	4.3	4.4	4.4	5.1	4.7	4.9
Elementary occupations	9	8.0	8.3	6.1	4.7	6.2	6.7	4.9	4.4	5.9	3.6	4.3	4.6	6.3
DK/NA	-8	4.9	2.1	2.4	5.5	2.3	6.8	12.6	13.6	12.5	5.1	6.4	3.3	5.9
IAP	-1	42.8	39.6	40.0	39.2	40.9	43.3	34.6	38.2	36.5	43.7	38.1	39.9	40.6
N		7276	1508	1599	1576	1535	1396	1294	1370	1051	1031	1205	1230	22071

\*\* 2003 Questionnaire: What kind of work does your spouse normally do? What does he/she actually do in that job? If currently not working, tell me about his/her last job. (WRITE A DETAILED DESCRIPTION ABOUT HIS/HER JOB AND THE CODE NUMBER FROM THE INDUSTRY AND OCCUPATIONAL CLASSIFICATION TABLE.)... OCCUPATION

\*\* International Standard Classification of Occupations (ISCO88)

\*\*\* Keyword: Job, Position, Occupation



**Table 109 Spouse's occupation (ISCO08)**

[Questionnaire] What kind of work does your spouse normally do? What does s/he actually do in that job? If currently not working, tell me about his/her last job... OCCUPATION

[VAR] SPOCC08

RESPONSE	PUNCH	03-07	2008	2009	2010	2011	2012	2013	2014	2016	2018	2021	2023	TOTAL
Armed Forces Occupations	0	0.2	0.1	0.4	0.4	0.4	0.3	0.2	0.4	0.1	0.2	0.1	0.2	0.3
Managers	1	0.8	1.6	1.0	2.1	2.0	1.5	2.2	1.6	2.9	0.7	1.5	1.1	1.4
Professionals	2	6.7	6.8	9.0	7.2	8.2	5.0	8.5	8.6	7.1	10.0	5.2	7.6	7.3
Technicians and Associate Professionals	3	5.3	5.2	5.9	6.2	6.2	4.6	5.6	6.1	5.5	5.7	5.8	6.8	5.6
Clerical Support Workers	4	9.1	12.7	12.8	7.2	11.2	8.2	9.3	9.3	9.4	10.0	11.3	11.8	9.9
Services and Sales Workers	5	11.3	11.5	10.4	11.2	12.0	12.5	12.4	8.7	9.8	9.4	13.9	15.0	11.4
Skilled Agricultural, Forestry and Fishery Workers	6	5.9	3.8	5.2	6.2	4.7	6.1	2.6	4.1	5.2	3.8	5.1	2.5	5.0
Craft and Related Trades Workers	7	3.4	4.6	3.6	5.3	3.3	3.2	2.9	2.3	2.7	5.3	4.9	4.0	3.7
Plant and Machine Operators and Assemblers	8	4.0	5.9	5.4	6.5	5.5	4.2	5.6	4.3	4.3	4.3	5.0	4.4	4.8
Elementary Occupations	9	5.5	6.1	3.9	3.0	3.2	4.4	3.5	2.8	3.9	1.8	2.7	3.3	4.2
DK/NA	-8	4.9	2.1	2.4	5.5	2.3	6.8	12.6	13.6	12.5	5.1	6.4	3.3	5.9
IAP	-1	42.8	39.6	40.0	39.2	40.9	43.3	34.6	38.2	36.5	43.7	38.1	39.9	40.6
N		7276	1508	1599	1576	1535	1396	1294	1370	1051	1031	1205	1230	22071

\*\* International Standard Classification of Occupations (ISCO08)

\*\*\* Keyword: Job

**Table 110 Spouse's occupation (KSCO\_6, 1digit)**

[Questionnaire] What kind of work does your spouse normally do? What does s/he actually do in that job? If currently not working, tell me about his/her last job... OCCUPATION

[VAR] SPOCC16A

RESPONSE	PUNCH	03-07	2008	2009	2010	2011	2012	2013	2014	2016	2018	2021	2023	TOTAL
Armed forces	0	0.3	0.1	0.4	0.4	0.4	0.3	0.2	0.4	0.1	0.2	0.1	0.2	0.3
Managers	1	0.8	1.6	1.2	2.1	2.1	1.5	2.4	1.6	2.9	0.7	1.5	1.2	1.4
Professionals and Related Workers	2	9.6	9.2	11.9	9.8	11.5	7.7	11.0	13.4	9.8	13.1	7.4	10.1	10.2
Clerks	3	12.9	14.9	14.9	10.5	14.1	12.2	13.4	16.3	11.6	12.2	14.9	14.1	13.4
Service Workers	4	5.1	5.7	4.3	6.0	4.1	5.6	5.5	4.7	3.9	5.2	6.0	6.7	5.2
Sales Workers	5	5.9	6.4	6.8	5.8	6.6	7.2	6.9	4.4	5.5	4.1	7.2	9.0	6.2
Skilled Agricultural, Forestry and Fishery Workers	6	5.9	3.8	5.2	6.6	4.7	6.2	2.6	4.2	5.2	3.8	5.1	2.5	5.0
Craft and Related Trades Workers	7	3.6	4.8	3.7	5.8	3.6	3.7	3.2	3.0	2.7	5.3	4.6	3.8	3.9
Equipment, Machine Operating and Assembling Workers	8	4.3	6.1	5.6	7.2	5.9	4.4	6.3	5.0	4.4	4.4	5.3	4.5	5.1
Elementary Workers	9	6.3	6.7	4.4	4.1	4.6	5.2	4.2	3.6	4.9	2.2	4.4	4.6	5.1
DK/NA	-8	2.5	1.0	1.6	2.7	1.6	2.8	9.8	5.2	12.5	5.1	5.3	3.3	3.7
IAP	-1	42.8	39.6	40.0	39.2	40.9	43.2	34.6	38.2	36.5	43.7	38.2	39.9	40.6
N		7276	1508	1599	1576	1535	1396	1294	1370	1051	1031	1205	1230	22071

\*\* Korean Standard Classification of Occupations (KSCO) ver.6

\*\*\* Keyword: Job, Position

**Table 111 Whether R's mother is alive**

[Questionnaire] Is your mother alive?

[VAR] MAALIV

RESPONSE	PUNCH	03-07	2008	2009	2010	2011	2012	2013	2014	2016	2018	2021	2023	TOTAL
Yes	1	-	-	-	-	-	66.2	-	-	-	-	-	-	4.2
No	2	-	-	-	-	-	33.8	-	-	-	-	-	-	2.1
IAP	-1	100.0	100.0	100.0	100.0	100.0	0.0	100.0	100.0	100.0	100.0	100.0	100.0	93.7
N		7276	1508	1599	1576	1535	1396	1294	1370	1051	1031	1205	1230	22071

**Table 112 Age of R when R's mother passed away (if R's mother had passed away)**

[Questionnaire] (If she has passed away)How old were you when she passed away?

[VAR] MADIEWHN

RESPONSE	PUNCH	03-07	2008	2009	2010	2011	2012	2013	2014	2016	2018	2021	2023	TOTAL
0-9	1	-	-	-	-	-	1.8	-	-	-	-	-	-	0.1
10-19	2	-	-	-	-	-	4.2	-	-	-	-	-	-	0.3
20-29	3	-	-	-	-	-	4.3	-	-	-	-	-	-	0.3
30-39	4	-	-	-	-	-	5.7	-	-	-	-	-	-	0.4
40-49	5	-	-	-	-	-	7.1	-	-	-	-	-	-	0.4
50-59	6	-	-	-	-	-	7.0	-	-	-	-	-	-	0.4
60-69	7	-	-	-	-	-	2.5	-	-	-	-	-	-	0.2
70 or over	8	-	-	-	-	-	0.7	-	-	-	-	-	-	0.0
DK/NA	-8	-	-	-	-	-	0.6	-	-	-	-	-	-	0.0
IAP	-1	100.0	100.0	100.0	100.0	100.0	66.2	100.0	100.0	100.0	100.0	100.0	100.0	97.9
N		7276	1508	1599	1576	1535	1396	1294	1370	1051	1031	1205	1230	22071

**Table 113 Reason R's mother passed away (if R's mother had passed away)**

[Questionnaire] What was the reason she passed away?

[VAR] MADIEWHY

RESPONSE	PUNCH	03-07	2008	2009	2010	2011	2012	2013	2014	2016	2018	2021	2023	TOTAL
Old age	1	-	-	-	-	-	12.7	-	-	-	-	-	-	0.8
Illness	2	-	-	-	-	-	18.5	-	-	-	-	-	-	1.2
Suicide	3	-	-	-	-	-	0.3	-	-	-	-	-	-	0.0
Murder	4	-	-	-	-	-	0.1	-	-	-	-	-	-	0.0
Accident/Disaster	5	-	-	-	-	-	1.2	-	-	-	-	-	-	0.1
No sure reason	6	-	-	-	-	-	0.4	-	-	-	-	-	-	0.0
Other	7	-	-	-	-	-	0.4	-	-	-	-	-	-	0.0
DK/NA	-8	-	-	-	-	-	0.1	-	-	-	-	-	-	0.0
IAP	-1	100.0	100.0	100.0	100.0	100.0	66.1	100.0	100.0	100.0	100.0	100.0	100.0	97.9
N		7276	1508	1599	1576	1535	1396	1294	1370	1051	1031	1205	1230	22071



**Table 114 Whether R's father is alive**

[Questionnaire] Is your father alive?

[VAR] PAALIV

RESPONSE	PUNCH	03-07	2008	2009	2010	2011	2012	2013	2014	2016	2018	2021	2023	TOTAL
Yes	1	-	-	-	-	-	46.7	-	-	-	-	-	-	2.9
No	2	-	-	-	-	-	53.3	-	-	-	-	-	-	3.4
DK/NA	-8	-	-	-	-	-	0.1	-	-	-	-	-	-	0.0
IAP	-1	100.0	100.0	100.0	100.0	100.0	0.0	100.0	100.0	100.0	100.0	100.0	100.0	93.7
N		7276	1508	1599	1576	1535	1396	1294	1370	1051	1031	1205	1230	22071

**Table 115 Age of R when R's father passed away (if R's father had passed away)**

[Questionnaire] (If he has passed away) How old were you when he passed away?

[VAR] PADIEWHN

RESPONSE	PUNCH	03-07	2008	2009	2010	2011	2012	2013	2014	2016	2018	2021	2023	TOTAL
0-9	1	-	-	-	-	-	5.7	-	-	-	-	-	-	0.4
10-19	2	-	-	-	-	-	9.5	-	-	-	-	-	-	0.6
20-29	3	-	-	-	-	-	10.6	-	-	-	-	-	-	0.7
30-39	4	-	-	-	-	-	10.7	-	-	-	-	-	-	0.7
40-49	5	-	-	-	-	-	10.1	-	-	-	-	-	-	0.6
50-59	6	-	-	-	-	-	4.9	-	-	-	-	-	-	0.3
60-69	7	-	-	-	-	-	0.9	-	-	-	-	-	-	0.1
70 or over	8	-	-	-	-	-	0.1	-	-	-	-	-	-	0.0
DK/NA	-8	-	-	-	-	-	0.7	-	-	-	-	-	-	0.0
IAP	-1	100.0	100.0	100.0	100.0	100.0	46.8	100.0	100.0	100.0	100.0	100.0	100.0	96.6
N		7276	1508	1599	1576	1535	1396	1294	1370	1051	1031	1205	1230	22071

**Table 116 Reason R's father passed away (if R's father had passed away)**

[Questionnaire] What was the reason he passed away?

[VAR] PADIEWHY

RESPONSE	PUNCH	03-07	2008	2009	2010	2011	2012	2013	2014	2016	2018	2021	2023	TOTAL
Old age	1	-	-	-	-	-	14.2	-	-	-	-	-	-	0.9
Illness	2	-	-	-	-	-	31.9	-	-	-	-	-	-	2.0
Suicide	3	-	-	-	-	-	0.6	-	-	-	-	-	-	0.0
Murder	4	-	-	-	-	-	0.7	-	-	-	-	-	-	0.0
Accident/Disaster	5	-	-	-	-	-	3.7	-	-	-	-	-	-	0.2
No sure reason	6	-	-	-	-	-	1.3	-	-	-	-	-	-	0.1
Other	7	-	-	-	-	-	0.4	-	-	-	-	-	-	0.0
DK/NA	-8	-	-	-	-	-	0.4	-	-	-	-	-	-	0.0
IAP	-1	100.0	100.0	100.0	100.0	100.0	46.7	100.0	100.0	100.0	100.0	100.0	100.0	96.6
N		7276	1508	1599	1576	1535	1396	1294	1370	1051	1031	1205	1230	22071

**Table 117 Monthly household income (categorical)**

[Questionnaire] What is the approximate total monthly income of your household before tax deductions? Please include the income of all household members, including yourself, such as employment income, interest, property and rental income, pensions, various subsidies, or personal financial support received from others. (For agricultural income or similar, divide the annual income by 12 to enter the monthly amount.)

[VAR] INCOME

RESPONSE	PUNCH	03-07	2008	2009	2010	2011	2012	2013	2014	2016	2018	2021	2023	TOTAL
No income	0	0.9	0.5	0.8	1.5	0.8	1.3	1.1	1.5	0.8	0.3	0.1	0.2	0.9
Less than 500,000 won	1	5.0	5.8	3.6	4.5	4.4	5.7	3.1	4.4	3.5	3.4	0.9	0.3	4.1
500,000 ~ 990,000 won	2	5.7	4.5	4.3	5.0	3.1	5.0	4.3	3.7	4.1	4.4	3.8	3.3	4.7
1,000,000 ~ 1,490,000 won	3	8.3	5.9	6.0	5.3	4.0	6.2	4.9	4.0	4.1	3.9	3.8	2.6	5.9
1,500,000 ~ 1,990,000 won	4	9.1	5.9	6.1	5.8	4.8	6.2	5.3	5.1	4.4	3.1	4.3	3.4	6.4
2,000,000 ~ 2,490,000 won	5	12.5	10.0	8.2	7.4	7.9	8.9	7.7	6.3	6.1	4.8	7.5	5.6	9.1
2,500,000 ~ 2,990,000 won	6	8.7	7.3	8.6	5.8	5.2	5.7	4.6	6.3	4.4	4.0	5.8	5.9	6.8
3,000,000 ~ 3,490,000 won	7	12.7	13.0	11.5	9.9	9.6	11.1	10.4	10.4	8.8	5.6	6.7	8.1	10.7
3,500,000 ~ 3,990,000 won	8	5.8	6.2	6.1	5.8	5.4	6.9	6.0	6.2	4.3	4.8	6.7	4.1	5.8
4,000,000 ~ 4,490,000 won	9	7.4	8.7	9.9	7.5	9.5	9.9	8.0	9.6	8.2	7.5	7.2	6.9	8.1
4,500,000 ~ 4,990,000 won	10	3.0	4.3	4.3	4.3	5.7	3.7	4.8	4.2	3.8	4.2	4.9	4.5	4.0
More than 5,000,000 won	11	17.2	25.3	27.5	23.5	29.4	29.2	36.6	37.3	38.5	39.3	43.1	49.9	28.2
DK/NA	-8	3.8	2.5	3.1	13.8	10.1	0.2	3.5	0.9	9.1	14.9	5.1	5.0	5.3
IAP	-1	0.0	0.0	0.0	0.0	0.0	0.0	0.0	0.0	0.0	0.0	0.0	0.0	0.0
N		7276	1508	1599	1576	1535	1396	1294	1370	1051	1031	1205	1230	22071

\*\*\* Keyword: Tax, Income, Property, Family Members, Money

**Table 118 Satisfaction on the financial condition of the family**

[Questionnaire] How satisfied are you with the economic condition of your family?

[VAR] SATFIN

RESPONSE	PUNCH	03-07	2008	2009	2010	2011	2012	2013	2014	2016	2018	2021	2023	TOTAL
Very satisfied	1	2.3	4.9	5.5	6.7	6.7	6.5	-	-	11.0	7.6	2.0	3.4	4.0
Somewhat satisfied	2	21.5	25.8	29.3	26.2	29.6	26.1	-	-	35.8	38.3	27.0	25.3	22.9
Neither satisfied nor dissatisfied	3	19.1	26.2	28.5	29.2	24.9	26.7	-	-	25.9	24.4	42.0	43.1	22.7
Somewhat dissatisfied	4	27.3	32.3	28.6	28.2	28.3	29.9	-	-	21.0	21.5	25.1	23.2	23.8
Very dissatisfied	5	9.8	10.2	7.8	9.4	10.2	10.0	-	-	6.3	7.4	3.7	4.7	7.6
DK/NA	-8	0.4	0.6	0.4	0.3	0.2	0.8	-	-	0.1	0.8	0.2	0.2	0.3
IAP	-1	19.7	0.0	0.0	0.0	0.0	0.0	100.0	100.0	0.0	0.0	0.0	0.0	18.6
N		7276	1508	1599	1576	1535	1396	1294	1370	1051	1031	1205	1230	22071

\* SHOW CARD(16, 18)

\*\* 2003 Questionnaire: We are interested in how people are getting along financially these days. So far as you and your family are concerned, how satisfied are you with your present financial situation?

\*\* 2003 RESPONSE: Very satisfied, Somewhat satisfied, Neither satisfied nor dissatisfied, Somewhat dissatisfied, Very dissatisfied

\*\*\* Keyword: Satisfaction, Economic Condition



**Table 119 Fluctuation of the financial condition of the family**

[Questionnaire] During the last few years, has the financial situation of your household been getting much better, somewhat better, stayed the same, somewhat worse, or much worse?

[VAR] FINALTER

RESPONSE	PUNCH	03-07	2008	2009	2010	2011	2012	2013	2014	2016	2018	2021	2023	TOTAL
Much better	1	1.8	2.3	1.9	3.2	4.0	3.4	2.5	2.5	-	-	-	-	1.9
Somewhat better	2	22.1	21.2	21.8	27.3	27.6	27.3	27.4	27.2	-	-	-	-	19.2
Stayed the same	3	38.1	42.0	44.4	45.9	40.8	40.0	41.5	43.7	-	-	-	-	32.4
Somewhat worse	4	24.7	24.4	22.4	16.6	20.6	21.4	21.1	22.1	-	-	-	-	18.0
Much worse	5	12.9	9.9	9.1	6.3	6.4	6.7	6.8	4.5	-	-	-	-	7.6
DK/NA	-8	0.4	0.3	0.4	0.7	0.7	1.1	0.8	0.0	-	-	-	-	0.4
IAP	-1	0.0	0.0	0.0	0.0	0.0	0.0	0.0	0.0	100.0	100.0	100.0	100.0	20.5
N		7276	1508	1599	1576	1535	1396	1294	1370	1051	1031	1205	1230	22071

\*\* 2003 Questionnaire: During the last few years, has your financial situation been getting much better, somewhat better, stayed the same, somewhat worse, or much worse?

\*\*\* Keyword: Economic Condition

**Table 120 Self-assessment of R's family income compared to general family income**

[Questionnaire] Compared to South Korean families in general, would you say your family income is - far above average, above average, below average, or far below average?

[VAR] FINRELA

RESPONSE	PUNCH	03-07	2008	2009	2010	2011	2012	2013	2014	2016	2018	2021	2023	TOTAL
Far below average	1	5.5	-	-	-	-	-	-	-	-	-	-	-	1.8
Below average	2	12.0	-	-	-	-	-	-	-	-	-	-	-	4.0
Average	3	11.6	-	-	-	-	-	-	-	-	-	-	-	3.8
Above average	4	5.8	-	-	-	-	-	-	-	-	-	-	-	1.9
Far above average	5	0.6	-	-	-	-	-	-	-	-	-	-	-	0.2
DK/NA	-8	0.6	-	-	-	-	-	-	-	-	-	-	-	0.2
IAP	-1	63.9	100.0	100.0	100.0	100.0	100.0	100.0	100.0	100.0	100.0	100.0	100.0	88.1
N		7276	1508	1599	1576	1535	1396	1294	1370	1051	1031	1205	1230	22071

\*\* 2003 Questionnaire: Compared with South Korean families in general, would you say your family income is--far below average, below average, average, above average, or far above average?

\*\*\* Keyword: Family, Income

**Table 121 Self-assessment of R's family income compared to general family income (2005)**

[Questionnaire] Compared with South Korean families in general, would you say your family income is--far below average, below average, average, above average, or far above average?

[VAR] FINREL05

RESPONSE	PUNCH	03-07	2008	2009	2010	2011	2012	2013	2014	2016	2018	2021	2023	TOTAL
Far above average	1	0.8	1.5	2.5	2.0	1.2	1.1	-	2.1	-	-	0.2	0.7	1.0
Above average	2	10.4	17.0	15.9	15.4	20.3	16.8	-	22.3	-	-	11.5	10.9	11.9
Average	3	22.4	36.5	40.7	38.7	39.2	35.1	-	38.5	-	-	51.9	53.6	28.7
Below average	4	20.8	31.1	28.5	27.7	27.2	32.1	-	25.8	-	-	30.8	28.8	21.8
Far below average	5	8.6	13.1	11.8	14.8	11.2	13.5	-	11.4	-	-	5.2	5.6	8.6
DK/NA	-8	0.9	0.9	0.6	1.4	0.8	1.3	-	0.0	-	-	0.3	0.4	0.7
IAP	-1	36.1	0.0	0.0	0.0	0.0	0.0	100.0	0.0	100.0	100.0	0.0	0.0	27.2
N		7276	1508	1599	1576	1535	1396	1294	1370	1051	1031	1205	1230	22071

\*\*\* Keyword: Family, Income

**Table 122 Self-evaluation on R's standard of living**

[Questionnaire] In a scale of living standard that runs from the 'worst off' (1) to 'best off' (5), where do you think you belong to?

[VAR] STDIVIN

RESPONSE	PUNCH	03-07	2008	2009	2010	2011	2012	2013	2014	2016	2018	2021	2023	TOTAL
Worst off	1	-	-	-	-	-	-	6.1	-	-	-	-	-	0.4
2	2	-	-	-	-	-	-	22.5	-	-	-	-	-	1.3
3	3	-	-	-	-	-	-	57.5	-	-	-	-	-	3.4
4	4	-	-	-	-	-	-	12.8	-	-	-	-	-	0.8
Best off	5	-	-	-	-	-	-	0.9	-	-	-	-	-	0.0
DK/NA	-8	-	-	-	-	-	-	0.2	-	-	-	-	-	0.0
IAP	-1	100.0	100.0	100.0	100.0	100.0	100.0	0.0	100.0	100.0	100.0	100.0	100.0	94.1
N		7276	1508	1599	1576	1535	1396	1294	1370	1051	1031	1205	1230	22071

\* SHOW CARD

\*\*\* Keyword: Standard of Living

**Table 123 Prospect on future family's financial conditions**

[Questionnaire] Within the next 10 years, do you think the financial situation of your household will be getting much better, somewhat better, about the same, somewhat worse, or much worse than now?

[VAR] FINPROS

RESPONSE	PUNCH	03-07	2008	2009	2010	2011	2012	2013	2014	2016	2018	2021	2023	TOTAL
Much better	1	2.3	11.1	11.2	11.5	11.0	12.0	9.9	7.7	-	-	2.2	2.0	6.0
Somewhat better	2	9.6	45.2	44.2	45.1	43.7	39.7	42.2	40.4	-	-	39.1	42.0	27.7
About the same	3	5.4	29.6	31.3	32.9	26.3	33.9	32.5	36.6	-	-	44.1	42.6	21.3
Somewhat worse	4	1.8	10.7	9.4	6.5	13.2	10.8	11.1	13.2	-	-	12.4	12.4	6.9
Much worse	5	0.3	1.9	1.6	1.2	2.3	1.1	1.5	1.9	-	-	1.4	0.5	1.0
DK/NA	-8	0.3	1.5	2.2	2.9	3.5	2.6	2.9	0.1	-	-	0.8	0.6	1.2
IAP	-1	80.3	0.0	0.0	0.0	0.0	0.0	0.0	0.0	100.0	100.0	0.0	0.0	35.9
N		7276	1508	1599	1576	1535	1396	1294	1370	1051	1031	1205	1230	22071

\*\*\* Keyword: Economic Condition



**Table 124 Subjective class identification on when R's parents were R's current age**

[Questionnaire] If the lowest social class is rated 1 and highest 10 in Korean society, where would you place your parents when they were your age? Please rate a number.

[VAR] RAGECLAS

RESPONSE	PUNCH	03-07	2008	2009	2010	2011	2012	2013	2014	2016	2018	2021	2023	TOTAL
Bottom	1	-	-	-	-	-	-	-	-	5.0	-	-	-	0.2
2	2	-	-	-	-	-	-	-	-	10.0	-	-	-	0.5
3	3	-	-	-	-	-	-	-	-	19.1	-	-	-	0.9
4	4	-	-	-	-	-	-	-	-	17.0	-	-	-	0.8
5	5	-	-	-	-	-	-	-	-	20.3	-	-	-	1.0
6	6	-	-	-	-	-	-	-	-	11.8	-	-	-	0.6
7	7	-	-	-	-	-	-	-	-	7.6	-	-	-	0.4
8	8	-	-	-	-	-	-	-	-	4.9	-	-	-	0.2
9	9	-	-	-	-	-	-	-	-	2.0	-	-	-	0.1
Top	10	-	-	-	-	-	-	-	-	1.0	-	-	-	0.0
DK/NA	-8	-	-	-	-	-	-	-	-	1.3	-	-	-	0.1
IAP	-1	100.0	100.0	100.0	100.0	100.0	100.0	100.0	100.0	0.0	100.0	100.0	100.0	95.2
N		7276	1508	1599	1576	1535	1396	1294	1370	1051	1031	1205	1230	22071

\* SHOW CARD

\*\*\* Keyword: Social Class

**Table 125 Subjective class identification on when R becomes R's parents' age**

[Questionnaire] If the lowest social class is rated a score of 1 and highest 10 in Korean society, where do you expect you to be when you are your parents' age?

[VAR] PAGECLAS

RESPONSE	PUNCH	03-07	2008	2009	2010	2011	2012	2013	2014	2016	2018	2021	2023	TOTAL
Bottom	1	-	-	-	-	-	-	-	-	2.7	-	-	-	0.1
2	2	-	-	-	-	-	-	-	-	3.1	-	-	-	0.1
3	3	-	-	-	-	-	-	-	-	7.7	-	-	-	0.4
4	4	-	-	-	-	-	-	-	-	9.7	-	-	-	0.5
5	5	-	-	-	-	-	-	-	-	21.3	-	-	-	1.0
6	6	-	-	-	-	-	-	-	-	20.5	-	-	-	1.0
7	7	-	-	-	-	-	-	-	-	17.7	-	-	-	0.8
8	8	-	-	-	-	-	-	-	-	10.2	-	-	-	0.5
9	9	-	-	-	-	-	-	-	-	2.5	-	-	-	0.1
Top	10	-	-	-	-	-	-	-	-	1.7	-	-	-	0.1
DK/NA	-8	-	-	-	-	-	-	-	-	2.9	-	-	-	0.1
IAP	-1	100.0	100.0	100.0	100.0	100.0	100.0	100.0	100.0	0.0	100.0	100.0	100.0	95.2
N		7276	1508	1599	1576	1535	1396	1294	1370	1051	1031	1205	1230	22071

\* SHOW CARD

\*\*\* Keyword: Social Class

**Table 126 Agree or disagree: I feel anxious that I may experience economic difficulties when I get old**

[Questionnaire] What do you think about this statement?: "I feel anxious that I may experience economic difficulties when I get old"

[VAR] WORRY316

RESPONSE	PUNCH	03-07	2008	2009	2010	2011	2012	2013	2014	2016	2018	2021	2023	TOTAL
Strongly agree	1	-	-	-	-	-	-	-	-	14.6	-	-	-	0.7
Somewhat agree	2	-	-	-	-	-	-	-	-	31.2	-	-	-	1.5
Neither agree nor disagree	3	-	-	-	-	-	-	-	-	23.5	-	-	-	1.1
Somewhat disagree	4	-	-	-	-	-	-	-	-	24.1	-	-	-	1.2
Strongly disagree	5	-	-	-	-	-	-	-	-	6.4	-	-	-	0.3
DK/NA	-8	-	-	-	-	-	-	-	-	0.2	-	-	-	0.0
IAP	-1	100.0	100.0	100.0	100.0	100.0	100.0	100.0	100.0	0.0	100.0	100.0	100.0	95.2
N		7276	1508	1599	1576	1535	1396	1294	1370	1051	1031	1205	1230	22071

\* SHOW CARD

\*\*\* Keyword: Anxious

**Table 127 Whether R expects financial support from parents**

[Questionnaire] Do you expect to receive financial support from your parents in the future? If so, how much do you expect to receive?

[VAR] HELPPARE

RESPONSE	PUNCH	03-07	2008	2009	2010	2011	2012	2013	2014	2016	2018	2021	2023	TOTAL
I expect to receive a lot of support.	1	-	-	-	-	-	-	-	-	2.6	-	-	-	0.1
I expect to receive some support.	2	-	-	-	-	-	-	-	-	18.7	-	-	-	0.9
I do not expect to any support.	3	-	-	-	-	-	-	-	-	57.1	-	-	-	2.7
DK/NA	-8	-	-	-	-	-	-	-	-	0.2	-	-	-	0.0
IAP	-1	100.0	100.0	100.0	100.0	100.0	100.0	100.0	100.0	21.4	100.0	100.0	100.0	96.3
N		7276	1508	1599	1576	1535	1396	1294	1370	1051	1031	1205	1230	22071

\* SHOW CARD

\*\*\* Keyword: Financial Support

**Table 128 Children**

[Questionnaire] Do you have children?

[VAR] KIDS

RESPONSE	PUNCH	03-07	2008	2009	2010	2011	2012	2013	2014	2016	2018	2021	2023	TOTAL
Yes	1	12.8	-	-	-	-	-	-	-	-	-	-	-	4.2
No	2	5.2	-	-	-	-	-	-	-	-	-	-	-	1.7
DK/NA	-8	0.0	-	-	-	-	-	-	-	-	-	-	-	0.0
IAP	-1	81.9	100.0	100.0	100.0	100.0	100.0	100.0	100.0	100.0	100.0	100.0	100.0	94.0
N		7276	1508	1599	1576	1535	1396	1294	1370	1051	1031	1205	1230	22071

\*\*\* Keyword: Children



**Table 129 Number of children**

[Questionnaire] How many children (sons and daughters) have you had? Please include those who are living together with you or not and also include those who were born by natural birth or who were adopted (Don't include, however, those who are deceased)

[VAR] KIDNUM10

RESPONSE	PUNCH	03-07	2008	2009	2010	2011	2012	2013	2014	2016	2018	2021	2023	TOTAL
NONE	0	-	-	-	28.4	28.3	30.4	27.6	28.2	29.6	32.2	29.2	34.0	15.7
1	1	-	-	-	13.5	11.3	11.6	13.8	13.3	13.1	14.4	17.1	18.6	7.4
2	2	-	-	-	36.4	40.4	35.8	37.8	38.4	39.0	35.2	39.5	35.6	19.9
3	3	-	-	-	12.1	11.8	13.3	13.3	12.2	11.2	12.3	9.6	8.9	6.2
4	4	-	-	-	5.1	4.3	4.2	4.3	4.5	3.8	3.0	2.7	2.3	2.1
5	5	-	-	-	2.7	1.8	2.8	1.7	2.4	1.9	1.6	0.8	0.2	1.0
6	6	-	-	-	1.2	1.0	1.4	0.9	0.7	1.0	1.1	0.5	0.2	0.5
7	7	-	-	-	0.6	0.7	0.4	0.2	0.2	0.3	0.1	0.3	0.1	0.2
8	8	-	-	-	0.1	0.1	0.1	0.4	0.1	0.1	0.1	0.0	0.0	0.1
9	9	-	-	-	0.0	0.1	0.0	0.0	0.0	0.0	0.0	0.0	0.0	0.0
12	12	-	-	-	0.0	0.0	0.0	0.0	0.0	0.0	0.0	0.0	0.1	0.0
DK/NA	-8	-	-	-	0.0	0.0	0.0	0.0	0.0	0.0	0.0	0.2	0.0	0.0
IAP	-1	100.0	100.0	100.0	0.0	0.0	0.0	0.0	0.0	0.0	0.0	0.0	0.0	47.0
N		7276	1508	1599	1576	1535	1396	1294	1370	1051	1031	1205	1230	22071

\*\*\* Keyword: Children

**Table 130 Total number of children in the lifetime**

[Questionnaire] How many children do you plan to have in total in your lifetime (including children you already have)?

[VAR] NUMOFCHD

RESPONSE	PUNCH	03-07	2008	2009	2010	2011	2012	2013	2014	2016	2018	2021	2023	TOTAL
0	0	-	-	-	-	-	-	-	-	-	12.2	-	-	0.6
1	1	-	-	-	-	-	-	-	-	-	12.7	-	-	0.6
2	2	-	-	-	-	-	-	-	-	-	45.9	-	-	2.1
3	3	-	-	-	-	-	-	-	-	-	16.0	-	-	0.7
4	4	-	-	-	-	-	-	-	-	-	3.3	-	-	0.2
5	5	-	-	-	-	-	-	-	-	-	1.3	-	-	0.1
6	6	-	-	-	-	-	-	-	-	-	1.0	-	-	0.0
7	7	-	-	-	-	-	-	-	-	-	0.1	-	-	0.0
8	8	-	-	-	-	-	-	-	-	-	0.2	-	-	0.0
DK/NA	-8	-	-	-	-	-	-	-	-	-	7.3	-	-	0.3
IAP	-1	100.0	100.0	100.0	100.0	100.0	100.0	100.0	100.0	100.0	0.0	100.0	100.0	95.3
N		7276	1508	1599	1576	1535	1396	1294	1370	1051	1031	1205	1230	22071

\*\*\* Keyword: Children

**Table 131 Change of standard of living compared to that of R's parents' when they were R's age**

[Questionnaire] Compared to your parents when they were the age you are now, do you think your own standard of living now is much better, somewhat better, about the same, somewhat worse, or much worse than theirs was?

[VAR] PARSOL

RESPONSE	PUNCH	03-07	2008	2009	2010	2011	2012	2013	2014	2016	2018	2021	2023	TOTAL
Much better	1	33.7	-	-	41.5	42.1	38.5	-	39.3	-	-	20.8	21.6	24.2
Somewhat better	2	27.0	-	-	33.3	35.2	35.6	-	35.6	-	-	42.4	39.7	22.7
About the same	3	8.4	-	-	14.1	11.1	12.2	-	14.7	-	-	24.9	29.4	9.2
Somewhat worse	4	6.1	-	-	6.0	6.4	8.7	-	7.3	-	-	9.8	7.4	4.8
Much worse	5	3.9	-	-	3.9	3.8	3.6	-	3.1	-	-	1.7	0.9	2.4
DK/NA	-8	1.3	-	-	1.1	1.4	1.4	-	0.0	-	-	0.4	1.0	0.8
IAP	-1	19.7	100.0	100.0	0.0	0.0	0.0	100.0	0.0	100.0	100.0	0.0	0.0	35.9
N		7276	1508	1599	1576	1535	1396	1294	1370	1051	1031	1205	1230	22071

\*\*\* Keyword: Standard of Living

**Table 132 Expectation on the standard of living for R's children when they become R's age**

[Questionnaire] When your children reach the age you are now, do you think their standard of living will be much better, somewhat better, about the same, somewhat worse, or much worse than yours? Please answer questions even if you don't have children.

[VAR] KIDSSOL

RESPONSE	PUNCH	03-07	2008	2009	2010	2011	2012	2013	2014	2016	2018	2021	2023	TOTAL
Much better	1	18.6	-	-	-	-	-	-	-	-	-	-	-	6.1
Somewhat better	2	15.4	-	-	-	-	-	-	-	-	-	-	-	5.1
About the same	3	3.1	-	-	-	-	-	-	-	-	-	-	-	1.0
Somewhat worse	4	1.5	-	-	-	-	-	-	-	-	-	-	-	0.5
Much worse	5	0.6	-	-	-	-	-	-	-	-	-	-	-	0.2
DK/NA	-8	1.7	-	-	-	-	-	-	-	-	-	-	-	0.6
IAP(NO CHILDREN)	-1	59.0	100.0	100.0	100.0	100.0	100.0	100.0	100.0	100.0	100.0	100.0	100.0	86.5
N		7276	1508	1599	1576	1535	1396	1294	1370	1051	1031	1205	1230	22071

\*\* 2003 Questionnaire: When your children are the age you are now, do you think their standard of living will be much better, somewhat better, about the same, somewhat worse, or much worse than yours is now?

\*\*\* Keyword: Children, Standard of Living



**Table 133 Expectation on the standard of living for R's children when they become R's age**

[Questionnaire] When your children reach the age you are now, do you think their standard of living will be much better, somewhat better, about the same, somewhat worse, or much worse than yours? Please answer questions even if you don't have children.

[VAR] KIDSOL06

RESPONSE	PUNCH	03-07	2008	2009	2010	2011	2012	2013	2014	2016	2018	2021	2023	TOTAL
Much better	1	9.3	—	—	35.3	36.8	32.8	27.4	29.4	—	—	13.0	11.5	15.0
Somewhat better	2	8.7	—	—	40.2	41.1	40.3	43.0	40.5	—	—	44.7	47.8	21.3
About the same	3	2.3	—	—	14.6	12.2	14.2	16.5	18.6	—	—	27.4	28.4	8.7
Somewhat worse	4	0.9	—	—	6.1	5.7	7.5	8.0	8.2	—	—	11.4	9.6	3.7
Much worse	5	0.3	—	—	1.4	1.7	2.3	2.7	2.8	—	—	1.8	1.4	1.0
DK/NA	-8	0.5	—	—	2.5	2.5	2.9	2.4	0.4	—	—	1.7	1.3	1.0
IAP	-1	77.9	100.0	100.0	0.0	0.0	0.0	0.0	0.0	100.0	100.0	0.0	0.0	49.2
N		7276	1508	1599	1576	1535	1396	1294	1370	1051	1031	1205	1230	22071

\*\*\* Keyword: Children, Standard of Living

**Table 134 Subjective class identification (scale of 6)**

[Questionnaire] Which social class do you think you belong to?

[VAR] CLASS

RESPONSE	PUNCH	03-07	2008	2009	2010	2011	2012	2013	2014	2016	2018	2021	2023	TOTAL
Upper-upper	1	0.2	—	—	—	—	—	—	—	—	—	—	—	0.1
Lower-upper	2	1.0	—	—	—	—	—	—	—	—	—	—	—	0.3
Upper- middle	3	14.1	—	—	—	—	—	—	—	—	—	—	—	4.7
Lower- middle	4	26.3	—	—	—	—	—	—	—	—	—	—	—	8.7
Upper-lower	5	9.6	—	—	—	—	—	—	—	—	—	—	—	3.2
Lower-lower	6	5.8	—	—	—	—	—	—	—	—	—	—	—	1.9
DK/NA	-8	1.2	—	—	—	—	—	—	—	—	—	—	—	0.4
IAP	-1	41.7	100.0	100.0	100.0	100.0	100.0	100.0	100.0	100.0	100.0	100.0	100.0	80.8
N		7276	1508	1599	1576	1535	1396	1294	1370	1051	1031	1205	1230	22071

\*\*\* Keyword: Social Class

**Table 135 Subjective class identification 10 years ago**

[Questionnaire] And ten years ago, where did you fit in then?

[VAR] RANK10

RESPONSE	PUNCH	03-07	2008	2009	2010	2011	2012	2013	2014	2016	2018	2021	2023	TOTAL
Bottom	1	0.8	—	—	—	—	—	—	—	—	—	—	—	0.3
2	2	1.3	—	—	—	—	—	—	—	—	—	—	—	0.4
3	3	2.9	—	—	—	—	—	—	—	—	—	—	—	1.0
4	4	3.4	—	—	—	—	—	—	—	—	—	—	—	1.1
Middle-	5	5.3	—	—	—	—	—	—	—	—	—	—	—	1.8
Middle+	6	2.0	—	—	—	—	—	—	—	—	—	—	—	0.7
7	7	1.5	—	—	—	—	—	—	—	—	—	—	—	0.5
8	8	0.6	—	—	—	—	—	—	—	—	—	—	—	0.2
9	9	0.1	—	—	—	—	—	—	—	—	—	—	—	0.0
Top	10	0.1	—	—	—	—	—	—	—	—	—	—	—	0.0
IAP	-1	81.9	100.0	100.0	100.0	100.0	100.0	100.0	100.0	100.0	100.0	100.0	100.0	94.0
N		7276	1508	1599	1576	1535	1396	1294	1370	1051	1031	1205	1230	22071

\*\*\* Keyword: Social Class, Economic Condition

**Table 136 Subjective class identification (scale of 6, 2006)**

[Questionnaire] Which social class do you think you belong in?

[VAR] CLASS06

RESPONSE	PUNCH	03-07	2008	2009	2010	2011	2012	2013	2014	2016	2018	2021	2023	TOTAL
Lower-lower	1	4.0	10.9	—	—	—	—	—	—	—	—	—	—	2.1
Upper-lower	2	7.6	16.4	—	—	—	—	—	—	—	—	—	—	3.6
Lower-middle	3	18.1	41.1	—	—	—	—	—	—	—	—	—	—	8.8
Upper-middle	4	10.6	26.6	—	—	—	—	—	—	—	—	—	—	5.3
Lower-upper	5	0.9	3.0	—	—	—	—	—	—	—	—	—	—	0.5
Upper-upper	6	0.1	0.5	—	—	—	—	—	—	—	—	—	—	0.1
DK/NA	-8	0.5	1.3	—	—	—	—	—	—	—	—	—	—	0.2
IAP	-1	58.3	0.1	100.0	100.0	100.0	100.0	100.0	100.0	100.0	100.0	100.0	100.0	79.4
N		7276	1508	1599	1576	1535	1396	1294	1370	1051	1031	1205	1230	22071

\* SHOW CARD

\*\*\* Keyword: Social Class

**Table 137 Subjective assessment on the size of the residential area**

[Questionnaire] Which of the categories below comes closest to the type of place you are living in now?

[VAR] URBRURAL

RESPONSE	PUNCH	03-07	2008	2009	2010	2011	2012	2013	2014	2016	2018	2021	2023	TOTAL
A big city	1	29.8	30.6	29.5	28.1	32.4	27.9	29.7	30.4	28.8	26.6	40.0	45.2	31.0
The suburbs or outskirts of a big city	2	26.5	24.3	26.5	26.9	22.4	27.0	27.8	25.8	29.0	30.9	26.1	20.9	26.2
A town or a small city	3	29.9	29.0	30.8	28.3	32.6	27.7	32.1	31.4	26.1	26.6	21.9	24.7	29.0
A country village	4	12.7	14.7	12.1	14.7	11.3	16.4	9.5	11.8	15.1	14.7	11.4	8.9	12.8
A farm or home in the country	5	1.0	1.0	0.8	1.5	1.0	0.9	0.9	0.6	0.7	1.0	0.2	0.2	0.9
DK/NA	-8	0.2	0.3	0.4	0.5	0.3	0.0	0.0	0.0	0.3	0.1	0.4	0.1	0.2
N		7276	1508	1599	1576	1535	1396	1294	1370	1051	1031	1205	1230	22071

\* SHOW CARD(16, 18)



**Table 138 R's House type**

[Questionnaire] What type of housing do you currently live in?

[VAR] HOUSTYPE

RESPONSE	PUNCH	03-07	2008	2009	2010	2011	2012	2013	2014	2016	2018	2021	2023	TOTAL
Detached house	1	-	-	-	-	-	-	-	-	-	22.6	21.2	14.4	3.0
Apartment	2	-	-	-	-	-	-	-	-	-	54.1	56.0	62.3	9.1
Multi family residential	3	-	-	-	-	-	-	-	-	-	22.5	21.3	21.9	3.4
Other	4	-	-	-	-	-	-	-	-	-	0.8	1.4	1.5	0.2
DK/NA	-8	-	-	-	-	-	-	-	-	-	0.0	0.0	0.0	0.0
IAP	-1	100.0	100.0	100.0	100.0	100.0	100.0	100.0	100.0	100.0	0.0	0.0	0.0	84.3
N		7276	1508	1599	1576	1535	1396	1294	1370	1051	1031	1205	1230	22071

\* SHOW CARD(18)

\*\*\* Keyword: House, House Type

**Table 139 R's House form**

[Questionnaire] What form of housing do you currently have?

[VAR] HOUSOWNS

RESPONSE	PUNCH	03-07	2008	2009	2010	2011	2012	2013	2014	2016	2018	2021	2023	TOTAL
Own house	1	-	-	-	-	-	-	-	-	-	66.3	71.7	72.3	11.0
Jeonse (house rental)	2	-	-	-	-	-	-	-	-	-	17.0	14.0	15.4	2.4
Monthly rent with deposit	3	-	-	-	-	-	-	-	-	-	13.1	11.8	10.6	1.8
Monthly rent without deposit	4	-	-	-	-	-	-	-	-	-	1.0	0.8	0.4	0.1
Free	5	-	-	-	-	-	-	-	-	-	1.6	1.2	1.1	0.2
DK/NA	-8	-	-	-	-	-	-	-	-	-	1.0	0.4	0.2	0.1
IAP	-1	100.0	100.0	100.0	100.0	100.0	100.0	100.0	100.0	100.0	0.0	0.0	0.0	84.3
N		7276	1508	1599	1576	1535	1396	1294	1370	1051	1031	1205	1230	22071

\* SHOW CARD(18)

\*\*\* Keyword: House, House Form

**Table 140 R's blood type**

[Questionnaire] What's your blood type?

[VAR] BLOODTYP

RESPONSE	PUNCH	03-07	2008	2009	2010	2011	2012	2013	2014	2016	2018	2021	2023	TOTAL
A	1	-	-	-	-	-	-	-	-	30.2	-	-	-	1.4
B	2	-	-	-	-	-	-	-	-	26.3	-	-	-	1.3
O	3	-	-	-	-	-	-	-	-	28.4	-	-	-	1.4
AB	4	-	-	-	-	-	-	-	-	11.9	-	-	-	0.6
DK/NA	-8	-	-	-	-	-	-	-	-	3.2	-	-	-	0.2
IAP	-1	100.0	100.0	100.0	100.0	100.0	100.0	100.0	100.0	0.0	100.0	100.0	100.0	95.2
N		7276	1508	1599	1576	1535	1396	1294	1370	1051	1031	1205	1230	22071

\* SHOW CARD(16)

\*\*\* Keyword: Blood Type

**Table 141 Personal traits: extraverted, enthusiastic**

[Questionnaire] Here are a number of personality traits that may or may not apply to you. Please mark a number next to each statement to indicate the extent to which you agree or disagree with it. You are supposed to consider both of the two traits at the same time for each statement below... Extraverted, enthusiastic

[VAR] EXTROVRT

RESPONSE	PUNCH	03-07	2008	2009	2010	2011	2012	2013	2014	2016	2018	2021	2023	TOTAL
Disagree strongly	1	-	-	2.1	-	1.7	4.3	-	-	-	-	-	-	0.5
Disagree moderately	2	-	-	10.4	-	9.8	9.5	-	-	-	-	-	-	2.0
Disagree a little	3	-	-	14.4	-	12.6	18.1	-	-	-	-	-	-	3.1
Neither agree nor disagree	4	-	-	21.1	-	26.0	20.9	-	-	-	-	-	-	4.7
Agree a little	5	-	-	24.9	-	22.0	21.9	-	-	-	-	-	-	4.7
Agree moderately	6	-	-	19.5	-	17.4	17.7	-	-	-	-	-	-	3.7
Agree strongly	7	-	-	7.4	-	10.5	7.6	-	-	-	-	-	-	1.7
DK/NA	-8	-	-	0.2	-	0.1	0.0	-	-	-	-	-	-	0.0
IAP	-1	100.0	100.0	0.0	100.0	0.0	0.0	100.0	100.0	100.0	100.0	100.0	100.0	79.5
N		7276	1508	1599	1576	1535	1396	1294	1370	1051	1031	1205	1230	22071

\* SHOW CARD

\*\*\* Keyword: Personality Trait

**Table 142 Personal traits: critical, quarrelsome**

[Questionnaire] Here are a number of personality traits that may or may not apply to you. Please mark a number next to each statement to indicate the extent to which you agree or disagree with it. You are supposed to consider both of the two traits at the same time for each statement below... Critical, quarrelsome

[VAR] CRITICAL

RESPONSE	PUNCH	03-07	2008	2009	2010	2011	2012	2013	2014	2016	2018	2021	2023	TOTAL
Disagree strongly	1	-	-	8.4	-	6.7	8.0	-	-	-	-	-	-	1.6
Disagree moderately	2	-	-	24.9	-	23.8	18.7	-	-	-	-	-	-	4.6
Disagree a little	3	-	-	14.3	-	12.3	24.2	-	-	-	-	-	-	3.4
Neither agree nor disagree	4	-	-	20.4	-	25.0	18.8	-	-	-	-	-	-	4.4
Agree a little	5	-	-	19.5	-	21.5	20.3	-	-	-	-	-	-	4.2
Agree Moderately	6	-	-	10.0	-	7.9	7.9	-	-	-	-	-	-	1.8
Agree strongly	7	-	-	2.4	-	2.6	2.1	-	-	-	-	-	-	0.5
DK/NA	-8	-	-	0.2	-	0.1	0.0	-	-	-	-	-	-	0.0
IAP	-1	100.0	100.0	0.0	100.0	0.0	0.0	100.0	100.0	100.0	100.0	100.0	100.0	79.5
N		7276	1508	1599	1576	1535	1396	1294	1370	1051	1031	1205	1230	22071

\* SHOW CARD

\*\*\* Keyword: Personality Trait



**Table 143 Personal traits: dependable, self-disciplined**

[Questionnaire] Here are a number of personality traits that may or may not apply to you. Please mark a number next to each statement to indicate the extent to which you agree or disagree with it. You are supposed to consider both of the two traits at the same time for each statement below... Dependable, self-disciplined

[VAR] CONSCNTS

RESPONSE	PUNCH	03-07	2008	2009	2010	2011	2012	2013	2014	2016	2018	2021	2023	TOTAL
Disagree strongly	1	-	-	1.5	-	0.8	1.8	-	-	-	-	-	-	0.3
Disagree moderately	2	-	-	4.1	-	4.3	3.4	-	-	-	-	-	-	0.8
Disagree a little	3	-	-	8.9	-	8.3	10.3	-	-	-	-	-	-	1.9
Neither agree nor disagree	4	-	-	17.6	-	18.6	21.2	-	-	-	-	-	-	3.9
Agree a little	5	-	-	28.4	-	30.5	28.7	-	-	-	-	-	-	6.0
Agree moderately	6	-	-	30.6	-	28.3	27.0	-	-	-	-	-	-	5.9
Agree strongly	7	-	-	8.7	-	9.2	7.7	-	-	-	-	-	-	1.8
DK/NA	-8	-	-	0.3	-	0.1	0.0	-	-	-	-	-	-	0.0
IAP	-1	100.0	100.0	0.0	100.0	0.0	0.0	100.0	100.0	100.0	100.0	100.0	100.0	79.5
N		7276	1508	1599	1576	1535	1396	1294	1370	1051	1031	1205	1230	22071

\* SHOW CARD

\*\*\* Keyword: Trust, Personality Trait

**Table 144 Personal traits: Anxious, easily upset**

[Questionnaire] Here are a number of personality traits that may or may not apply to you. Please mark a number next to each statement to indicate the extent to which you agree or disagree with it. You are supposed to consider both of the two traits at the same time for each statement below... Anxious, easily upset

[VAR] EMOTIONL

RESPONSE	PUNCH	03-07	2008	2009	2010	2011	2012	2013	2014	2016	2018	2021	2023	TOTAL
Disagree strongly	1	-	-	5.5	-	5.6	5.2	-	-	-	-	-	-	1.1
Disagree moderately	2	-	-	18.1	-	18.1	14.7	-	-	-	-	-	-	3.5
Disagree a little	3	-	-	14.9	-	13.6	20.7	-	-	-	-	-	-	3.3
Neither agree nor disagree	4	-	-	15.1	-	18.5	17.6	-	-	-	-	-	-	3.5
Agree a little	5	-	-	28.0	-	27.2	25.6	-	-	-	-	-	-	5.5
Agree moderately	6	-	-	14.4	-	12.6	11.6	-	-	-	-	-	-	2.7
Agree strongly	7	-	-	3.8	-	4.2	4.6	-	-	-	-	-	-	0.9
DK/NA	-8	-	-	0.3	-	0.1	0.0	-	-	-	-	-	-	0.0
IAP	-1	100.0	100.0	0.0	100.0	0.0	0.0	100.0	100.0	100.0	100.0	100.0	100.0	79.5
N		7276	1508	1599	1576	1535	1396	1294	1370	1051	1031	1205	1230	22071

\* SHOW CARD

\*\*\* Keyword: Emotion, Personality Trait

**Table 145 Personal traits: Open to new experiences, complex**

[Questionnaire] Here are a number of personality traits that may or may not apply to you. Please mark a number next to each statement to indicate the extent to which you agree or disagree with it. You are supposed to consider both of the two traits at the same time for each statement below... Open to new experiences, complex

[VAR] OPEN

RESPONSE	PUNCH	03-07	2008	2009	2010	2011	2012	2013	2014	2016	2018	2021	2023	TOTAL
Disagree strongly	1	-	-	2.8	-	2.5	2.7	-	-	-	-	-	-	0.5
Disagree moderately	2	-	-	12.8	-	13.0	9.2	-	-	-	-	-	-	2.4
Disagree a little	3	-	-	13.6	-	13.7	19.8	-	-	-	-	-	-	3.2
Neither agree nor disagree	4	-	-	21.4	-	20.6	20.8	-	-	-	-	-	-	4.3
Agree a little	5	-	-	23.3	-	23.3	23.7	-	-	-	-	-	-	4.8
Agree moderately	6	-	-	20.3	-	20.3	18.1	-	-	-	-	-	-	4.0
Agree strongly	7	-	-	5.6	-	6.7	5.9	-	-	-	-	-	-	1.2
DK/NA	-8	-	-	0.3	-	0.1	0.0	-	-	-	-	-	-	0.0
IAP	-1	100.0	100.0	0.0	100.0	0.0	0.0	100.0	100.0	100.0	100.0	100.0	100.0	79.5
N		7276	1508	1599	1576	1535	1396	1294	1370	1051	1031	1205	1230	22071

\* SHOW CARD

\*\*\* Keyword: Personality Trait

**Table 146 Personal traits: Reserved, quiet**

[Questionnaire] Here are a number of personality traits that may or may not apply to you. Please mark a number next to each statement to indicate the extent to which you agree or disagree with it. You are supposed to consider both of the two traits at the same time for each statement below... Reserved, quiet

[VAR] INTROVRT

RESPONSE	PUNCH	03-07	2008	2009	2010	2011	2012	2013	2014	2016	2018	2021	2023	TOTAL
Disagree strongly	1	-	-	6.4	-	6.6	6.8	-	-	-	-	-	-	1.4
Disagree moderately	2	-	-	18.9	-	19.9	14.6	-	-	-	-	-	-	3.7
Disagree a little	3	-	-	15.1	-	15.1	18.9	-	-	-	-	-	-	3.3
Neither agree nor disagree	4	-	-	15.9	-	17.9	18.1	-	-	-	-	-	-	3.5
Agree a little	5	-	-	21.0	-	22.0	21.6	-	-	-	-	-	-	4.4
Agree moderately	6	-	-	19.5	-	15.2	15.8	-	-	-	-	-	-	3.5
Agree strongly	7	-	-	2.9	-	3.2	4.3	-	-	-	-	-	-	0.7
DK/NA	-8	-	-	0.3	-	0.1	0.0	-	-	-	-	-	-	0.0
IAP	-1	100.0	100.0	0.0	100.0	0.0	0.0	100.0	100.0	100.0	100.0	100.0	100.0	79.5
N		7276	1508	1599	1576	1535	1396	1294	1370	1051	1031	1205	1230	22071

\* SHOW CARD

\*\*\* Keyword: Personality Trait



**Table 147 Personal traits: Sympathetic, warm**

[Questionnaire] Here are a number of personality traits that may or may not apply to you. Please mark a number next to each statement to indicate the extent to which you agree or disagree with it. You are supposed to consider both of the two traits at the same time for each statement below... Sympathetic, warm

[VAR] AGREEALE

RESPONSE	PUNCH	03-07	2008	2009	2010	2011	2012	2013	2014	2016	2018	2021	2023	TOTAL
Disagree strongly	1	-	-	1.0	-	1.1	1.4	-	-	-	-	-	-	0.2
Disagree moderately	2	-	-	2.9	-	3.5	3.8	-	-	-	-	-	-	0.7
Disagree a little	3	-	-	6.4	-	6.1	7.2	-	-	-	-	-	-	1.3
Neither agree nor disagree	4	-	-	17.9	-	19.4	18.1	-	-	-	-	-	-	3.8
Agree a little	5	-	-	29.9	-	32.1	32.9	-	-	-	-	-	-	6.5
Agree moderately	6	-	-	30.0	-	28.3	27.7	-	-	-	-	-	-	5.9
Agree strongly	7	-	-	11.7	-	9.4	8.9	-	-	-	-	-	-	2.1
DK/NA	-8	-	-	0.2	-	0.0	0.0	-	-	-	-	-	-	0.0
IAP	-1	100.0	100.0	0.0	100.0	0.0	0.0	100.0	100.0	100.0	100.0	100.0	100.0	79.5
N		7276	1508	1599	1576	1535	1396	1294	1370	1051	1031	1205	1230	22071

\* SHOW CARD

\*\*\* Keyword: Personality Trait

**Table 148 Personal traits: Disorganized, careless**

[Questionnaire] Here are a number of personality traits that may or may not apply to you. Please mark a number next to each statement to indicate the extent to which you agree or disagree with it. You are supposed to consider both of the two traits at the same time for each statement below... Disorganized, careless

[VAR] HASTY

RESPONSE	PUNCH	03-07	2008	2009	2010	2011	2012	2013	2014	2016	2018	2021	2023	TOTAL
Disagree strongly	1	-	-	10.6	-	11.3	9.3	-	-	-	-	-	-	2.1
Disagree moderately	2	-	-	25.2	-	27.0	21.1	-	-	-	-	-	-	5.0
Disagree a little	3	-	-	15.4	-	14.3	22.8	-	-	-	-	-	-	3.6
Neither agree nor disagree	4	-	-	14.3	-	15.4	15.9	-	-	-	-	-	-	3.1
Agree a little	5	-	-	20.1	-	15.8	16.7	-	-	-	-	-	-	3.6
Agree moderately	6	-	-	10.2	-	10.7	10.0	-	-	-	-	-	-	2.1
Agree strongly	7	-	-	4.0	-	5.2	4.2	-	-	-	-	-	-	0.9
DK/NA	-8	-	-	0.3	-	0.2	0.0	-	-	-	-	-	-	0.0
IAP	-1	100.0	100.0	0.0	100.0	0.0	0.0	100.0	100.0	100.0	100.0	100.0	100.0	79.5
N		7276	1508	1599	1576	1535	1396	1294	1370	1051	1031	1205	1230	22071

\* SHOW CARD

\*\*\* Keyword: Personality Trait

**Table 149 Personal traits: Calm, emotionally stable**

[Questionnaire] Here are a number of personality traits that may or may not apply to you. Please mark a number next to each statement to indicate the extent to which you agree or disagree with it. You are supposed to consider both of the two traits at the same time for each statement below... Calm, emotionally stable

[VAR] EVENTMPD

RESPONSE	PUNCH	03-07	2008	2009	2010	2011	2012	2013	2014	2016	2018	2021	2023	TOTAL
Disagree strongly	1	-	-	3.1	-	2.9	2.4	-	-	-	-	-	-	0.6
Disagree moderately	2	-	-	11.8	-	11.1	8.6	-	-	-	-	-	-	2.2
Disagree a little	3	-	-	14.9	-	15.0	16.8	-	-	-	-	-	-	3.2
Neither agree nor disagree	4	-	-	21.4	-	22.4	23.1	-	-	-	-	-	-	4.6
Agree a little	5	-	-	22.3	-	20.4	22.3	-	-	-	-	-	-	4.4
Agree moderately	6	-	-	22.4	-	23.5	22.3	-	-	-	-	-	-	4.7
Agree strongly	7	-	-	3.8	-	4.8	4.6	-	-	-	-	-	-	0.9
DK/NA	-8	-	-	0.3	-	0.0	0.0	-	-	-	-	-	-	0.0
IAP	-1	100.0	100.0	0.0	100.0	0.0	0.0	100.0	100.0	100.0	100.0	100.0	100.0	79.5
N		7276	1508	1599	1576	1535	1396	1294	1370	1051	1031	1205	1230	22071

\* SHOW CARD

\*\*\* Keyword: Emotion, Personality Trait

**Table 150 Personal traits: Conventional, uncreative**

[Questionnaire] Here are a number of personality traits that may or may not apply to you. Please mark a number next to each statement to indicate the extent to which you agree or disagree with it. You are supposed to consider both of the two traits at the same time for each statement below... Conventional, uncreative

[VAR] CLOSED

RESPONSE	PUNCH	03-07	2008	2009	2010	2011	2012	2013	2014	2016	2018	2021	2023	TOTAL
Disagree strongly	1	-	-	5.3	-	6.9	5.7	-	-	-	-	-	-	1.2
Disagree moderately	2	-	-	20.3	-	20.4	15.7	-	-	-	-	-	-	3.9
Disagree a little	3	-	-	16.1	-	15.8	19.5	-	-	-	-	-	-	3.5
Neither agree nor disagree	4	-	-	24.6	-	22.1	22.6	-	-	-	-	-	-	4.7
Agree a little	5	-	-	18.0	-	18.4	20.3	-	-	-	-	-	-	3.9
Agree moderately	6	-	-	13.2	-	12.8	13.4	-	-	-	-	-	-	2.7
Agree strongly	7	-	-	2.4	-	3.6	2.9	-	-	-	-	-	-	0.6
DK/NA	-8	-	-	0.1	-	0.1	0.0	-	-	-	-	-	-	0.0
IAP	-1	100.0	100.0	0.0	100.0	0.0	0.0	100.0	100.0	100.0	100.0	100.0	100.0	79.5
N		7276	1508	1599	1576	1535	1396	1294	1370	1051	1031	1205	1230	22071

\* SHOW CARD

\*\*\* Keyword: Personality Trait



**Table 151 Whether there is a too dark region on the neighborhood**

[Questionnaire] Is there any area right around your house where you would be afraid to walk alone at night?

[VAR] FEAR

RESPONSE	PUNCH	03-07	2008	2009	2010	2011	2012	2013	2014	2016	2018	2021	2023	TOTAL
Yes	1	6.3	-	-	-	-	-	-	-	-	-	-	-	2.1
No	2	15.8	-	-	-	-	-	-	-	-	-	-	-	5.2
DK/NA	-8	0.1	-	-	-	-	-	-	-	-	-	-	-	0.0
IAP	-1	77.8	100.0	100.0	100.0	100.0	100.0	100.0	100.0	100.0	100.0	100.0	100.0	92.7
N		7276	1508	1599	1576	1535	1396	1294	1370	1051	1031	1205	1230	22071

\*\*\* Keyword: Crime

**Table 152 Possibility of property crime**

[Questionnaire] How would you rate the chance that any property crime such as burglary, theft, or vandalism will happen to you in a year? Please indicate your feeling on a scale of 0 to 10 where 0 means 'it's not likely at all' and 10 means 'it's very likely'.

[VAR] PROPCRM

RESPONSE	PUNCH	03-07	2008	2009	2010	2011	2012	2013	2014	2016	2018	2021	2023	TOTAL
Not likely at all	0	4.4	-	-	-	-	-	-	-	-	-	-	-	1.4
1	1	2.0	-	-	-	-	-	-	-	-	-	-	-	0.7
2	2	3.1	-	-	-	-	-	-	-	-	-	-	-	1.0
3	3	3.0	-	-	-	-	-	-	-	-	-	-	-	1.0
4	4	1.8	-	-	-	-	-	-	-	-	-	-	-	0.6
5	5	3.8	-	-	-	-	-	-	-	-	-	-	-	1.2
6	6	1.1	-	-	-	-	-	-	-	-	-	-	-	0.4
7	7	1.4	-	-	-	-	-	-	-	-	-	-	-	0.5
8	8	0.9	-	-	-	-	-	-	-	-	-	-	-	0.3
9	9	0.2	-	-	-	-	-	-	-	-	-	-	-	0.1
Very likely	10	0.4	-	-	-	-	-	-	-	-	-	-	-	0.1
DK/NA	-8	0.1	-	-	-	-	-	-	-	-	-	-	-	0.0
IAP	-1	77.8	100.0	100.0	100.0	100.0	100.0	100.0	100.0	100.0	100.0	100.0	100.0	92.7
N		7276	1508	1599	1576	1535	1396	1294	1370	1051	1031	1205	1230	22071

\* SHOW CARD

\*\*\* Keyword: Property, Crime

**Table 153 Possibility of violent crime**

[Questionnaire] How would you rate the chance that any violent crime such assault, murder, or rape will happen to you in a year? Please indicate your feeling on a scale of 0 to 10 where 0 means 'it's not likely at all' and 10 means 'it's very likely'.

[VAR] VIOLCRM

RESPONSE	PUNCH	03-07	2008	2009	2010	2011	2012	2013	2014	2016	2018	2021	2023	TOTAL
Not likely at all	0	5.4	-	-	-	-	-	-	-	-	-	-	-	1.8
1	1	2.7	-	-	-	-	-	-	-	-	-	-	-	0.9
2	2	3.0	-	-	-	-	-	-	-	-	-	-	-	1.0
3	3	3.1	-	-	-	-	-	-	-	-	-	-	-	1.0
4	4	1.5	-	-	-	-	-	-	-	-	-	-	-	0.5
5	5	3.4	-	-	-	-	-	-	-	-	-	-	-	1.1
6	6	1.0	-	-	-	-	-	-	-	-	-	-	-	0.3
7	7	0.9	-	-	-	-	-	-	-	-	-	-	-	0.3
8	8	0.6	-	-	-	-	-	-	-	-	-	-	-	0.2
9	9	0.1	-	-	-	-	-	-	-	-	-	-	-	0.0
Very likely	10	0.3	-	-	-	-	-	-	-	-	-	-	-	0.1
DK/NA	-8	0.2	-	-	-	-	-	-	-	-	-	-	-	0.1
IAP	-1	77.8	100.0	100.0	100.0	100.0	100.0	100.0	100.0	100.0	100.0	100.0	100.0	92.7
N		7276	1508	1599	1576	1535	1396	1294	1370	1051	1031	1205	1230	22071

\* SHOW CARD(05)

\*\*\* Keyword: Crime, Murder, Violence

**Table 154 possibility of crime in the neighborhood**

[Questionnaire] How likely are you to be a victim of a crime when you walk around your neighborhood at night. A score of 0 indicates 'hardly likely', while a score of 10 indicates 'very likely'.

[VAR] FEARCRM

RESPONSE	PUNCH	03-07	2008	2009	2010	2011	2012	2013	2014	2016	2018	2021	2023	TOTAL
Hardly possible	0	-	12.3	-	-	-	-	-	-	-	-	-	-	0.8
1	1	-	9.9	-	-	-	-	-	-	-	-	-	-	0.7
2	2	-	15.7	-	-	-	-	-	-	-	-	-	-	1.1
3	3	-	16.0	-	-	-	-	-	-	-	-	-	-	1.1
4	4	-	6.5	-	-	-	-	-	-	-	-	-	-	0.4
5	5	-	16.9	-	-	-	-	-	-	-	-	-	-	1.2
6	6	-	6.8	-	-	-	-	-	-	-	-	-	-	0.5
7	7	-	6.6	-	-	-	-	-	-	-	-	-	-	0.5
8	8	-	4.9	-	-	-	-	-	-	-	-	-	-	0.3
9	9	-	1.9	-	-	-	-	-	-	-	-	-	-	0.1
Very possible	10	-	2.3	-	-	-	-	-	-	-	-	-	-	0.2
DK/NA	-8	-	0.1	-	-	-	-	-	-	-	-	-	-	0.0
IAP	-1	100.0	0.0	100.0	100.0	100.0	100.0	100.0	100.0	100.0	100.0	100.0	100.0	93.2
N		7276	1508	1599	1576	1535	1396	1294	1370	1051	1031	1205	1230	22071

\* SHOW CARD(08)

\*\*\* Keyword: Crime



**Table 155 Importance of family**

[Questionnaire] How important is each of these things in your life?... Family

[VAR] FAMILY

RESPONSE	PUNCH	03-07	2008	2009	2010	2011	2012	2013	2014	2016	2018	2021	2023	TOTAL
Very important	1	16.4	-	-	-	-	-	-	-	-	-	-	-	5.4
Fairly important	2	1.5	-	-	-	-	-	-	-	-	-	-	-	0.5
Not too important	3	0.1	-	-	-	-	-	-	-	-	-	-	-	0.0
Not important at all	4	0.1	-	-	-	-	-	-	-	-	-	-	-	0.0
IAP	-1	81.9	100.0	100.0	100.0	100.0	100.0	100.0	100.0	100.0	100.0	100.0	100.0	94.0
N		7276	1508	1599	1576	1535	1396	1294	1370	1051	1031	1205	1230	22071

\*\*\* Keyword: Life, Family Members

**Table 156 Importance of friends**

[Questionnaire] How important is each of these things in your life?... Family

[VAR] FRIENDS

RESPONSE	PUNCH	03-07	2008	2009	2010	2011	2012	2013	2014	2016	2018	2021	2023	TOTAL
Very important	1	10.7	-	-	-	-	-	-	-	-	-	-	-	3.5
Fairly important	2	6.8	-	-	-	-	-	-	-	-	-	-	-	2.2
Not too important	3	0.6	-	-	-	-	-	-	-	-	-	-	-	0.2
Not important at all	4	0.1	-	-	-	-	-	-	-	-	-	-	-	0.0
IAP	-1	81.9	100.0	100.0	100.0	100.0	100.0	100.0	100.0	100.0	100.0	100.0	100.0	94.0
N		7276	1508	1599	1576	1535	1396	1294	1370	1051	1031	1205	1230	22071

\*\*\* Keyword: Life, Family Members

**Table 157 Importance of neighbors**

[Questionnaire] How important is each of these things in your life?... Neighbor

[VAR] NEIGHBOR

RESPONSE	PUNCH	03-07	2008	2009	2010	2011	2012	2013	2014	2016	2018	2021	2023	TOTAL
Very important	1	6.7	-	-	-	-	-	-	-	-	-	-	-	2.2
Fairly important	2	8.8	-	-	-	-	-	-	-	-	-	-	-	2.9
Not too important	3	2.5	-	-	-	-	-	-	-	-	-	-	-	0.8
Not important at all	4	0.1	-	-	-	-	-	-	-	-	-	-	-	0.0
IAP	-1	81.9	100.0	100.0	100.0	100.0	100.0	100.0	100.0	100.0	100.0	100.0	100.0	94.0
N		7276	1508	1599	1576	1535	1396	1294	1370	1051	1031	1205	1230	22071

\*\*\* Keyword: Life, Neighbor

**Table 158 Importance of work**

[Questionnaire] How important is each of these things in your life?... Work

[VAR] WORK

RESPONSE	PUNCH	03-07	2008	2009	2010	2011	2012	2013	2014	2016	2018	2021	2023	TOTAL
Very important	1	12.5	-	-	-	-	-	-	-	-	-	-	-	4.1
Fairly important	2	5.0	-	-	-	-	-	-	-	-	-	-	-	1.6
Not too important	3	0.4	-	-	-	-	-	-	-	-	-	-	-	0.1
Not important at all	4	0.1	-	-	-	-	-	-	-	-	-	-	-	0.0
DK/NA	-8	0.1	-	-	-	-	-	-	-	-	-	-	-	0.0
IAP	-1	81.9	100.0	100.0	100.0	100.0	100.0	100.0	100.0	100.0	100.0	100.0	100.0	94.0
N		7276	1508	1599	1576	1535	1396	1294	1370	1051	1031	1205	1230	22071

\*\*\* Keyword: Life, Job

**Table 159 Importance of leisure time**

[Questionnaire] How important is each of these things in your life?... Leisure time

[VAR] LEISURE

RESPONSE	PUNCH	03-07	2008	2009	2010	2011	2012	2013	2014	2016	2018	2021	2023	TOTAL
Very important	1	6.7	-	-	-	-	-	-	-	-	-	-	-	2.2
Fairly important	2	9.4	-	-	-	-	-	-	-	-	-	-	-	3.1
Not too important	3	1.7	-	-	-	-	-	-	-	-	-	-	-	0.5
Not important at all	4	0.2	-	-	-	-	-	-	-	-	-	-	-	0.1
DK/NA	-8	0.2	-	-	-	-	-	-	-	-	-	-	-	0.0
IAP	-1	81.9	100.0	100.0	100.0	100.0	100.0	100.0	100.0	100.0	100.0	100.0	100.0	94.0
N		7276	1508	1599	1576	1535	1396	1294	1370	1051	1031	1205	1230	22071

\*\*\* Keyword: Life, Leisure

**Table 160 Importance of money**

[Questionnaire] How important is each of these things in your life?... Money

[VAR] MONEY

RESPONSE	PUNCH	03-07	2008	2009	2010	2011	2012	2013	2014	2016	2018	2021	2023	TOTAL
Very important	1	11.2	-	-	-	-	-	-	-	-	-	-	-	3.7
Fairly important	2	5.8	-	-	-	-	-	-	-	-	-	-	-	1.9
Not too important	3	1.0	-	-	-	-	-	-	-	-	-	-	-	0.3
Not important at all	4	0.1	-	-	-	-	-	-	-	-	-	-	-	0.0
DK/NA	-8	0.0	-	-	-	-	-	-	-	-	-	-	-	0.0
IAP	-1	81.9	100.0	100.0	100.0	100.0	100.0	100.0	100.0	100.0	100.0	100.0	100.0	94.0
N		7276	1508	1599	1576	1535	1396	1294	1370	1051	1031	1205	1230	22071

\*\*\* Keyword: Life, Money



**Table 161 Importance of power**

[Questionnaire] How important is each of these things in your life?... Power

[VAR] POWER

RESPONSE	PUNCH	03-07	2008	2009	2010	2011	2012	2013	2014	2016	2018	2021	2023	TOTAL
Very important	1	3.4	-	-	-	-	-	-	-	-	-	-	-	1.1
Fairly important	2	7.2	-	-	-	-	-	-	-	-	-	-	-	2.4
Not too important	3	5.9	-	-	-	-	-	-	-	-	-	-	-	1.9
Not important at all	4	1.3	-	-	-	-	-	-	-	-	-	-	-	0.4
DK/NA	-8	0.2	-	-	-	-	-	-	-	-	-	-	-	0.1
IAP	-1	81.9	100.0	100.0	100.0	100.0	100.0	100.0	100.0	100.0	100.0	100.0	100.0	94.0
N		7276	1508	1599	1576	1535	1396	1294	1370	1051	1031	1205	1230	22071

\*\*\* Keyword: Life, Political Power

**Table 162 Importance of educational attainment**

[Questionnaire] How important is each of these things in your life?... Educational attainment

[VAR] EDUCATN

RESPONSE	PUNCH	03-07	2008	2009	2010	2011	2012	2013	2014	2016	2018	2021	2023	TOTAL
Very important	1	4.6	-	-	-	-	-	-	-	-	-	-	-	1.5
Fairly important	2	8.0	-	-	-	-	-	-	-	-	-	-	-	2.6
Not too important	3	4.8	-	-	-	-	-	-	-	-	-	-	-	1.6
Not important at all	4	0.6	-	-	-	-	-	-	-	-	-	-	-	0.2
DK/NA	-8	0.1	-	-	-	-	-	-	-	-	-	-	-	0.0
IAP	-1	81.9	100.0	100.0	100.0	100.0	100.0	100.0	100.0	100.0	100.0	100.0	100.0	94.0
N		7276	1508	1599	1576	1535	1396	1294	1370	1051	1031	1205	1230	22071

\*\*\* Keyword: Life, Educational Attainment

**Table 163 Importance of health**

[Questionnaire] How important is each of these things in your life?... Health

[VAR] HEALTH

RESPONSE	PUNCH	03-07	2008	2009	2010	2011	2012	2013	2014	2016	2018	2021	2023	TOTAL
Very important	1	16.7	-	-	-	-	-	-	-	-	-	-	-	5.5
Fairly important	2	1.2	-	-	-	-	-	-	-	-	-	-	-	0.4
Not too important	3	0.1	-	-	-	-	-	-	-	-	-	-	-	0.0
DK/NA	-8	0.1	-	-	-	-	-	-	-	-	-	-	-	0.0
IAP	-1	81.9	100.0	100.0	100.0	100.0	100.0	100.0	100.0	100.0	100.0	100.0	100.0	94.0
N		7276	1508	1599	1576	1535	1396	1294	1370	1051	1031	1205	1230	22071

\*\*\* Keyword: Life, Health

**Table 164 Importance of religion**

[Questionnaire] How important is each of these things in your life?... Religion

[VAR] RELIGION

RESPONSE	PUNCH	03-07	2008	2009	2010	2011	2012	2013	2014	2016	2018	2021	2023	TOTAL
Very important	1	3.3	-	-	-	-	-	-	-	-	-	-	-	1.1
Fairly important	2	4.8	-	-	-	-	-	-	-	-	-	-	-	1.6
Not too important	3	6.7	-	-	-	-	-	-	-	-	-	-	-	2.2
Not important at all	4	3.0	-	-	-	-	-	-	-	-	-	-	-	1.0
DK/NA	-8	0.3	-	-	-	-	-	-	-	-	-	-	-	0.1
IAP	-1	81.9	100.0	100.0	100.0	100.0	100.0	100.0	100.0	100.0	100.0	100.0	100.0	94.0
N		7276	1508	1599	1576	1535	1396	1294	1370	1051	1031	1205	1230	22071

\*\*\* Keyword: Life, Religion

**Table 165 The most important thing in life**

[Questionnaire] Which of the followings is the most important in order for your life?

[VAR] IMPLF1

RESPONSE	PUNCH	03-07	2008	2009	2010	2011	2012	2013	2014	2016	2018	2021	2023	TOTAL
Leisure	1	0.9	2.0	1.9	-	-	-	-	-	-	-	-	-	0.6
Friends	2	1.1	4.6	2.7	-	-	-	-	-	-	-	-	-	0.9
Power	3	0.4	1.3	0.8	-	-	-	-	-	-	-	-	-	0.3
Neighbor	4	0.6	0.9	0.6	-	-	-	-	-	-	-	-	-	0.3
Health	5	22.5	56.4	43.3	-	-	-	-	-	-	-	-	-	14.4
Money	6	3.5	8.2	8.5	-	-	-	-	-	-	-	-	-	2.3
Educational attainment	7	0.2	0.7	0.4	-	-	-	-	-	-	-	-	-	0.1
Religion	8	1.3	2.8	5.1	-	-	-	-	-	-	-	-	-	1.0
Family	9	10.5	22.0	34.8	-	-	-	-	-	-	-	-	-	7.5
Work	10	0.7	1.1	1.7	-	-	-	-	-	-	-	-	-	0.4
DK/NA	-8	0.1	0.2	0.3	-	-	-	-	-	-	-	-	-	0.0
IAP	-1	58.3	0.0	0.0	100.0	100.0	100.0	100.0	100.0	100.0	100.0	100.0	100.0	72.2
N		7276	1508	1599	1576	1535	1396	1294	1370	1051	1031	1205	1230	22071

\* SHOW CARD

\*\*\* Keyword: Life



**Table 166 Second most important thing in life**

[Questionnaire] Which of the followings is the second important in order for your life?

[VAR] IMPLF2

RESPONSE	PUNCH	03-07	2008	2009	2010	2011	2012	2013	2014	2016	2018	2021	2023	TOTAL
Leisure	1	1.2	1.8	2.8	-	-	-	-	-	-	-	-	-	0.7
Friends	2	2.0	5.4	7.1	-	-	-	-	-	-	-	-	-	1.5
Power	3	0.5	1.3	1.4	-	-	-	-	-	-	-	-	-	0.3
Neighbor	4	1.0	2.2	2.0	-	-	-	-	-	-	-	-	-	0.6
Health	5	9.2	21.5	25.9	-	-	-	-	-	-	-	-	-	6.4
Money	6	8.2	23.7	19.1	-	-	-	-	-	-	-	-	-	5.7
Educational attainment	7	0.4	0.7	0.4	-	-	-	-	-	-	-	-	-	0.2
Religion	8	1.1	2.6	3.2	-	-	-	-	-	-	-	-	-	0.8
Family	9	15.5	36.0	32.3	-	-	-	-	-	-	-	-	-	9.9
Work	10	2.5	4.3	5.6	-	-	-	-	-	-	-	-	-	1.5
DK/NA	-8	0.1	0.5	0.3	-	-	-	-	-	-	-	-	-	0.1
IAP	-1	58.3	0.0	0.0	100.0	100.0	100.0	100.0	100.0	100.0	100.0	100.0	100.0	72.2
N		7276	1508	1599	1576	1535	1396	1294	1370	1051	1031	1205	1230	22071

\* SHOW CARD

\*\*\* Keyword: Life

**Table 167 What is important to get ahead in life**

[Questionnaire] Some people say that people get ahead by their own hard work; others say the lucky breaks or help from other people are more important. Which do you think is most important?

[VAR] GETAHEAD

RESPONSE	PUNCH	03-07	2008	2009	2010	2011	2012	2013	2014	2016	2018	2021	2023	TOTAL
Hard work most important	1	12.0	-	-	-	-	-	-	56.2	67.9	-	-	-	10.7
Luck or help from other people most important	2	4.0	-	-	-	-	-	-	27.3	23.8	-	-	-	4.1
HARD WORK, LUCK EQUALLY IMPORTANT	3	1.9	-	-	-	-	-	-	16.5	8.1	-	-	-	2.0
DK/NA	-8	0.2	-	-	-	-	-	-	0.0	0.2	-	-	-	0.1
IAP	-1	81.9	100.0	100.0	100.0	100.0	100.0	100.0	0.0	0.0	100.0	100.0	100.0	83.1
N		7276	1508	1599	1576	1535	1396	1294	1370	1051	1031	1205	1230	22071

\* SHOW CARD(16)

\*\*\* Keyword: Success, Job

**Table 168 Attitude toward life1: Making money is the main reason for hard work**

[Questionnaire] Please indicate the extent to which you agree or disagree with each of the following statements below...

Making money is the main reason for hard work

[VAR] CULTBIAS1

RESPONSE	PUNCH	03-07	2008	2009	2010	2011	2012	2013	2014	2016	2018	2021	2023	TOTAL
Strongly agree	1	-	-	-	-	-	-	34.5	-	-	-	-	-	2.0
Somewhat agree	2	-	-	-	-	-	-	45.8	-	-	-	-	-	2.7
Neither, nor	3	-	-	-	-	-	-	8.0	-	-	-	-	-	0.5
Somewhat disagree	4	-	-	-	-	-	-	10.3	-	-	-	-	-	0.6
Strongly disagree	5	-	-	-	-	-	-	1.5	-	-	-	-	-	0.1
IAP	-1	100.0	100.0	100.0	100.0	100.0	100.0	0.0	100.0	100.0	100.0	100.0	100.0	94.1
N		7276	1508	1599	1576	1535	1396	1294	1370	1051	1031	1205	1230	22071

\* SHOW CARD(13)

\*\*\* Keyword: Money, Job

**Table 169 Attitude toward life2: If a person has the get-up-and-go to acquire wealth, that person should have the right to enjoy it**

[Questionnaire] Please indicate the extent to which you agree or disagree with each of the following statements below...

If a person has the get-up-and-go to acquire wealth, that person should have the right to enjoy it.

[VAR] CULTBIAS2

RESPONSE	PUNCH	03-07	2008	2009	2010	2011	2012	2013	2014	2016	2018	2021	2023	TOTAL
Strongly agree	1	-	-	-	-	-	-	31.7	-	-	-	-	-	1.9
Somewhat agree	2	-	-	-	-	-	-	45.5	-	-	-	-	-	2.7
Neither, nor	3	-	-	-	-	-	-	13.9	-	-	-	-	-	0.8
Somewhat disagree	4	-	-	-	-	-	-	6.3	-	-	-	-	-	0.4
Strongly disagree	5	-	-	-	-	-	-	1.9	-	-	-	-	-	0.1
DK/NA	-8	-	-	-	-	-	-	0.6	-	-	-	-	-	0.0
IAP	-1	100.0	100.0	100.0	100.0	100.0	100.0	0.0	100.0	100.0	100.0	100.0	100.0	94.1
N		7276	1508	1599	1576	1535	1396	1294	1370	1051	1031	1205	1230	22071

\* SHOW CARD(13)

**Table 170 Attitude toward life3: It is just as well that life tends to sort out those who try harder from those who don't**

[Questionnaire] Please indicate the extent to which you agree or disagree with each of the following statements below...

It is just as well that life tends to sort out those who try harder from those who don't

[VAR] CULTBIAS3

RESPONSE	PUNCH	03-07	2008	2009	2010	2011	2012	2013	2014	2016	2018	2021	2023	TOTAL
Strongly agree	1	-	-	-	-	-	-	37.5	-	-	-	-	-	2.2
Somewhat agree	2	-	-	-	-	-	-	42.1	-	-	-	-	-	2.5
Neither, nor	3	-	-	-	-	-	-	13.6	-	-	-	-	-	0.8
Somewhat disagree	4	-	-	-	-	-	-	5.5	-	-	-	-	-	0.3
Strongly disagree	5	-	-	-	-	-	-	1.2	-	-	-	-	-	0.1
DK/NA	-8	-	-	-	-	-	-	0.2	-	-	-	-	-	0.0
IAP	-1	100.0	100.0	100.0	100.0	100.0	100.0	0.0	100.0	100.0	100.0	100.0	100.0	94.1
N		7276	1508	1599	1576	1535	1396	1294	1370	1051	1031	1205	1230	22071

\* SHOW CARD(13)

\*\*\* Keyword: Life



**Table 171 Attitude toward life4: I am more strict than most people about what is right and wrong**

[Questionnaire] Please indicate the extent to which you agree or disagree with each of the following statements below... I am more strict than most people about what is right and wrong

[VAR] CULTBIAS4

RESPONSE	PUNCH	03-07	2008	2009	2010	2011	2012	2013	2014	2016	2018	2021	2023	TOTAL
Strongly agree	1	-	-	-	-	-	-	27.1	-	-	-	-	-	1.6
Somewhat agree	2	-	-	-	-	-	-	45.5	-	-	-	-	-	2.7
Neither, nor	3	-	-	-	-	-	-	21.3	-	-	-	-	-	1.3
Somewhat disagree	4	-	-	-	-	-	-	5.3	-	-	-	-	-	0.3
Strongly disagree	5	-	-	-	-	-	-	0.5	-	-	-	-	-	0.0
DK/NA	-8	-	-	-	-	-	-	0.2	-	-	-	-	-	0.0
IAP	-1	100.0	100.0	100.0	100.0	100.0	100.0	0.0	100.0	100.0	100.0	100.0	100.0	94.1
N		7276	1508	1599	1576	1535	1396	1294	1370	1051	1031	1205	1230	22071

\* SHOW CARD(13)

**Table 172 Attitude toward life5: I think there should be more discipline in the youth of today**

[Questionnaire] Please indicate the extent to which you agree or disagree with each of the following statements below... I think there should be more discipline in the youth of today

[VAR] CULTBIAS5

RESPONSE	PUNCH	03-07	2008	2009	2010	2011	2012	2013	2014	2016	2018	2021	2023	TOTAL
Strongly agree	1	-	-	-	-	-	-	45.5	-	-	-	-	-	2.7
Somewhat agree	2	-	-	-	-	-	-	35.8	-	-	-	-	-	2.1
Neither, nor	3	-	-	-	-	-	-	10.1	-	-	-	-	-	0.6
Somewhat disagree	4	-	-	-	-	-	-	7.5	-	-	-	-	-	0.4
Strongly disagree	5	-	-	-	-	-	-	1.0	-	-	-	-	-	0.1
DK/NA	-8	-	-	-	-	-	-	0.2	-	-	-	-	-	0.0
IAP	-1	100.0	100.0	100.0	100.0	100.0	100.0	0.0	100.0	100.0	100.0	100.0	100.0	94.1
N		7276	1508	1599	1576	1535	1396	1294	1370	1051	1031	1205	1230	22071

\* SHOW CARD(13)

\*\*\* Keyword: Discipline

**Table 173 Attitude toward life6: One of the problems with people is that they challenge authority too often**

[Questionnaire] Please indicate the extent to which you agree or disagree with each of the following statements below...

One of the problems with people is that they challenge authority too often

[VAR] CULTBIAS6

RESPONSE	PUNCH	03-07	2008	2009	2010	2011	2012	2013	2014	2016	2018	2021	2023	TOTAL
Strongly agree	1	-	-	-	-	-	-	13.1	-	-	-	-	-	0.8
Somewhat agree	2	-	-	-	-	-	-	38.9	-	-	-	-	-	2.3
Neither, nor	3	-	-	-	-	-	-	31.1	-	-	-	-	-	1.8
Somewhat disagree	4	-	-	-	-	-	-	15.0	-	-	-	-	-	0.9
Strongly disagree	5	-	-	-	-	-	-	1.7	-	-	-	-	-	0.1
DK/NA	-8	-	-	-	-	-	-	0.2	-	-	-	-	-	0.0
IAP	-1	100.0	100.0	100.0	100.0	100.0	100.0	0.0	100.0	100.0	100.0	100.0	100.0	94.1
N		7276	1508	1599	1576	1535	1396	1294	1370	1051	1031	1205	1230	22071

\* SHOW CARD(13)

\*\*\* Keyword: Authority

**Table 174 Attitude toward life7: The future is too uncertain for a person to make serious plans**

[Questionnaire] Please indicate the extent to which you agree or disagree with each of the following statements below...

The future is too uncertain for a person to make serious plans

[VAR] CULTBIAS7

RESPONSE	PUNCH	03-07	2008	2009	2010	2011	2012	2013	2014	2016	2018	2021	2023	TOTAL
Strongly agree	1	-	-	-	-	-	-	16.8	-	-	-	-	-	1.0
Somewhat agree	2	-	-	-	-	-	-	41.7	-	-	-	-	-	2.4
Neither, nor	3	-	-	-	-	-	-	22.0	-	-	-	-	-	1.3
Somewhat disagree	4	-	-	-	-	-	-	16.8	-	-	-	-	-	1.0
Strongly disagree	5	-	-	-	-	-	-	2.5	-	-	-	-	-	0.1
DK/NA	-8	-	-	-	-	-	-	0.2	-	-	-	-	-	0.0
IAP	-1	100.0	100.0	100.0	100.0	100.0	100.0	0.0	100.0	100.0	100.0	100.0	100.0	94.1
N		7276	1508	1599	1576	1535	1396	1294	1370	1051	1031	1205	1230	22071

\* SHOW CARD(13)

\*\*\* Keyword: Future

**Table 175 Attitude toward life8: I feel that life is like a lottery**

[Questionnaire] Please indicate the extent to which you agree or disagree with each of the following statements below... I

feel that life is like a lottery

[VAR] CULTBIAS8

RESPONSE	PUNCH	03-07	2008	2009	2010	2011	2012	2013	2014	2016	2018	2021	2023	TOTAL
Strongly agree	1	-	-	-	-	-	-	5.3	-	-	-	-	-	0.3
Somewhat agree	2	-	-	-	-	-	-	15.1	-	-	-	-	-	0.9
Neither, nor	3	-	-	-	-	-	-	21.1	-	-	-	-	-	1.2
Somewhat disagree	4	-	-	-	-	-	-	34.8	-	-	-	-	-	2.0
Strongly disagree	5	-	-	-	-	-	-	23.4	-	-	-	-	-	1.4
DK/NA	-8	-	-	-	-	-	-	0.4	-	-	-	-	-	0.0
IAP	-1	100.0	100.0	100.0	100.0	100.0	100.0	0.0	100.0	100.0	100.0	100.0	100.0	94.1
N		7276	1508	1599	1576	1535	1396	1294	1370	1051	1031	1205	1230	22071

\* SHOW CARD(13)

\*\*\* Keyword: Life



**Table 176 Attitude toward life9: Even if you work hard, you never know if that will help you do better**

[Questionnaire] Please indicate the extent to which you agree or disagree with each of the following statements below...

Even if you work hard, you never know if that will help you do better

[VAR] CULTBIAS9

RESPONSE	PUNCH	03-07	2008	2009	2010	2011	2012	2013	2014	2016	2018	2021	2023	TOTAL
Strongly agree	1	-	-	-	-	-	-	11.2	-	-	-	-	-	0.7
Somewhat agree	2	-	-	-	-	-	-	28.1	-	-	-	-	-	1.6
Neither, nor	3	-	-	-	-	-	-	16.5	-	-	-	-	-	1.0
Somewhat disagree	4	-	-	-	-	-	-	31.7	-	-	-	-	-	1.9
Strongly disagree	5	-	-	-	-	-	-	12.2	-	-	-	-	-	0.7
DK/NA	-8	-	-	-	-	-	-	0.3	-	-	-	-	-	0.0
IAP	-1	100.0	100.0	100.0	100.0	100.0	100.0	0.0	100.0	100.0	100.0	100.0	100.0	94.1
N		7276	1508	1599	1576	1535	1396	1294	1370	1051	1031	1205	1230	22071

\* SHOW CARD(13)

\*\*\* Keyword: Job

**Table 177 Attitude toward life10: Those who get ahead should be taxed more to support the less the fortunate**

[Questionnaire] Please indicate the extent to which you agree or disagree with each of the following statements below...

Those who get ahead should be taxed more to support the less fortunate

[VAR] CULTBIAS10

RESPONSE	PUNCH	03-07	2008	2009	2010	2011	2012	2013	2014	2016	2018	2021	2023	TOTAL
Strongly agree	1	-	-	-	-	-	-	36.5	-	-	-	-	-	2.1
Somewhat agree	2	-	-	-	-	-	-	39.2	-	-	-	-	-	2.3
Neither, nor	3	-	-	-	-	-	-	13.6	-	-	-	-	-	0.8
Somewhat disagree	4	-	-	-	-	-	-	8.3	-	-	-	-	-	0.5
Strongly disagree	5	-	-	-	-	-	-	2.1	-	-	-	-	-	0.1
DK/NA	-8	-	-	-	-	-	-	0.3	-	-	-	-	-	0.0
IAP	-1	100.0	100.0	100.0	100.0	100.0	100.0	0.0	100.0	100.0	100.0	100.0	100.0	94.1
N		7276	1508	1599	1576	1535	1396	1294	1370	1051	1031	1205	1230	22071

\* SHOW CARD(13)

\*\*\* Keyword: Tax

**Table 178 Attitude toward life11: The world could be a more peaceful place if its wealth were divided more equally among nation**

[Questionnaire] Please indicate the extent to which you agree or disagree with each of the following statements below...

The world could be a more peaceful place if its wealth were divided more equally among nations

[VAR] CULTBIAS11

RESPONSE	PUNCH	03-07	2008	2009	2010	2011	2012	2013	2014	2016	2018	2021	2023	TOTAL
Strongly agree	1	-	-	-	-	-	-	22.6	-	-	-	-	-	1.3
Somewhat agree	2	-	-	-	-	-	-	33.4	-	-	-	-	-	2.0
Neither, nor	3	-	-	-	-	-	-	22.8	-	-	-	-	-	1.3
Somewhat disagree	4	-	-	-	-	-	-	16.5	-	-	-	-	-	1.0
Strongly disagree	5	-	-	-	-	-	-	4.4	-	-	-	-	-	0.3
DK/NA	-8	-	-	-	-	-	-	0.3	-	-	-	-	-	0.0
IAP	-1	100.0	100.0	100.0	100.0	100.0	100.0	0.0	100.0	100.0	100.0	100.0	100.0	94.1
N		7276	1508	1599	1576	1535	1396	1294	1370	1051	1031	1205	1230	22071

\* SHOW CARD(13)

\*\*\* Keyword: Distribution, Equality

**Table 179 Attitude toward life12: What this country needs is a 'fairness revolution' to make the distribution of goods more equal**

[Questionnaire] Please indicate the extent to which you agree or disagree with each of the following statements below...

What this country needs is a "fairness revolution" to make the distribution of goods more equal

[VAR] CULTBIAS12

RESPONSE	PUNCH	03-07	2008	2009	2010	2011	2012	2013	2014	2016	2018	2021	2023	TOTAL
Strongly agree	1	-	-	-	-	-	-	18.5	-	-	-	-	-	1.1
Somewhat agree	2	-	-	-	-	-	-	35.1	-	-	-	-	-	2.1
Neither, nor	3	-	-	-	-	-	-	27.3	-	-	-	-	-	1.6
Somewhat disagree	4	-	-	-	-	-	-	14.1	-	-	-	-	-	0.8
Strongly disagree	5	-	-	-	-	-	-	4.6	-	-	-	-	-	0.3
DK/NA	-8	-	-	-	-	-	-	0.3	-	-	-	-	-	0.0
IAP	-1	100.0	100.0	100.0	100.0	100.0	100.0	0.0	100.0	100.0	100.0	100.0	100.0	94.1
N		7276	1508	1599	1576	1535	1396	1294	1370	1051	1031	1205	1230	22071

\* SHOW CARD(13)

\*\*\* Keyword: Distribution, Equality

**Table 180 Return to farming**

[Questionnaire] If you have the opportunity, would you like to choose to make a U-turn or not?

[VAR] RETURNFM

RESPONSE	PUNCH	03-07	2008	2009	2010	2011	2012	2013	2014	2016	2018	2021	2023	TOTAL
Yes, I would	1	-	-	-	-	-	-	-	-	-	43.7	-	29.6	3.7
No, I wouldn't	2	-	-	-	-	-	-	-	-	-	52.2	-	67.6	6.2
기타	3	-	-	-	-	-	-	-	-	-	1.9	-	0.6	0.1
DK/NA	-8	-	-	-	-	-	-	-	-	-	2.1	-	2.2	0.2
IAP	-1	100.0	100.0	100.0	100.0	100.0	100.0	100.0	100.0	100.0	0.0	100.0	0.0	89.8
N		7276	1508	1599	1576	1535	1396	1294	1370	1051	1031	1205	1230	22071

\* SHOW CARD

\*\*\* Keyword: Return to farming



**Table 181 Criteria for a good friend1: Importance of intelligence and making R think**

[Questionnaire] Please indicate how important or not it is for close friends of yours to be each of the following...

Someone who is intelligent and makes me think

[VAR] FRDTHINK

RESPONSE	PUNCH	03-07	2008	2009	2010	2011	2012	2013	2014	2016	2018	2021	2023	TOTAL
Extremely important	1	2.7	-	-	-	-	-	-	-	-	-	-	-	0.9
Very important	2	6.3	-	-	-	-	-	-	-	-	-	-	-	2.1
Fairly important	3	6.1	-	-	-	-	-	-	-	-	-	-	-	2.0
Not too important	4	2.5	-	-	-	-	-	-	-	-	-	-	-	0.8
Not important at all	5	0.3	-	-	-	-	-	-	-	-	-	-	-	0.1
DK/NA	-8	0.1	-	-	-	-	-	-	-	-	-	-	-	0.0
IAP	-1	82.0	100.0	100.0	100.0	100.0	100.0	100.0	100.0	100.0	100.0	100.0	100.0	94.1
N		7276	1508	1599	1576	1535	1396	1294	1370	1051	1031	1205	1230	22071

\*\*\* Keyword: Friends

**Table 182 Criteria for a good friend2: Importance of helping R get things done**

[Questionnaire] Please indicate how important or not it is for close friends of yours to be each of the following...

Someone who helps me get things done

[VAR] FRDHELPS

RESPONSE	PUNCH	03-07	2008	2009	2010	2011	2012	2013	2014	2016	2018	2021	2023	TOTAL
Extremely important	1	1.8	-	-	-	-	-	-	-	-	-	-	-	0.6
Very important	2	5.6	-	-	-	-	-	-	-	-	-	-	-	1.9
Fairly important	3	7.2	-	-	-	-	-	-	-	-	-	-	-	2.4
Not too important	4	3.1	-	-	-	-	-	-	-	-	-	-	-	1.0
Not important at all	5	0.3	-	-	-	-	-	-	-	-	-	-	-	0.1
DK/NA	-8	0.1	-	-	-	-	-	-	-	-	-	-	-	0.0
IAP	-1	82.0	100.0	100.0	100.0	100.0	100.0	100.0	100.0	100.0	100.0	100.0	100.0	94.1
N		7276	1508	1599	1576	1535	1396	1294	1370	1051	1031	1205	1230	22071

\*\*\* Keyword: Friends

**Table 183 Criteria for a good friend3: Importance of understanding R**

[Questionnaire] Please indicate how important or not it is for close friends of yours to be each of the following...

Someone who really understands me

[VAR] FRDKNOWS

RESPONSE	PUNCH	03-07	2008	2009	2010	2011	2012	2013	2014	2016	2018	2021	2023	TOTAL
Extremely important	1	5.8	-	-	-	-	-	-	-	-	-	-	-	1.9
Very important	2	7.8	-	-	-	-	-	-	-	-	-	-	-	2.6
Fairly important	3	3.6	-	-	-	-	-	-	-	-	-	-	-	1.2
Not too important	4	0.7	-	-	-	-	-	-	-	-	-	-	-	0.2
Not important at all	5	0.1	-	-	-	-	-	-	-	-	-	-	-	0.0
DK/NA	-8	0.1	-	-	-	-	-	-	-	-	-	-	-	0.0
IAP	-1	82.0	100.0	100.0	100.0	100.0	100.0	100.0	100.0	100.0	100.0	100.0	100.0	94.1
N		7276	1508	1599	1576	1535	1396	1294	1370	1051	1031	1205	1230	22071

\*\*\* Keyword: Friends

**Table 184 Criteria for a good friend4: Importance of being enjoyable**

[Questionnaire] Please indicate how important or not it is for close friends of yours to be each of the following...

Someone who is enjoyable company

[VAR] FRDENJOY

RESPONSE	PUNCH	03-07	2008	2009	2010	2011	2012	2013	2014	2016	2018	2021	2023	TOTAL
Extremely important	1	4.8	-	-	-	-	-	-	-	-	-	-	-	1.6
Very important	2	7.7	-	-	-	-	-	-	-	-	-	-	-	2.5
Fairly important	3	4.6	-	-	-	-	-	-	-	-	-	-	-	1.5
Not too important	4	0.7	-	-	-	-	-	-	-	-	-	-	-	0.2
Not important at all	5	0.1	-	-	-	-	-	-	-	-	-	-	-	0.0
DK/NA	-8	0.1	-	-	-	-	-	-	-	-	-	-	-	0.0
IAP	-1	82.0	100.0	100.0	100.0	100.0	100.0	100.0	100.0	100.0	100.0	100.0	100.0	94.1
N		7276	1508	1599	1576	1535	1396	1294	1370	1051	1031	1205	1230	22071

\*\*\* Keyword: Friends, Enjoyment

**Table 185 How many best friends you have**

[Questionnaire] This is the last question. You may take your time. How many friends do you think you have that will trust you till the end under any circumstances?

[VAR] BESTFRND

RESPONSE	PUNCH	03-07	2008	2009	2010	2011	2012	2013	2014	2016	2018	2021	2023	TOTAL
0	0	-	-	-	-	-	-	-	-	-	-	6.0	2.0	0.4
1	1	-	-	-	-	-	-	-	-	-	-	10.9	12.1	1.3
2	2	-	-	-	-	-	-	-	-	-	-	25.9	33.8	3.3
3	3	-	-	-	-	-	-	-	-	-	-	27.5	28.0	3.1
4	4	-	-	-	-	-	-	-	-	-	-	7.0	7.5	0.8
5	5	-	-	-	-	-	-	-	-	-	-	13.3	6.7	1.1
6	6	-	-	-	-	-	-	-	-	-	-	2.2	0.7	0.2
7	7	-	-	-	-	-	-	-	-	-	-	0.4	0.9	0.1
8	8	-	-	-	-	-	-	-	-	-	-	0.7	0.8	0.1
9	9	-	-	-	-	-	-	-	-	-	-	0.3	0.0	0.0
10 or over	10	-	-	-	-	-	-	-	-	-	-	2.7	1.9	0.3
DK/NA	-8	-	-	-	-	-	-	-	-	-	-	3.1	5.5	0.5
IAP	-1	100.0	100.0	100.0	100.0	100.0	100.0	100.0	100.0	100.0	100.0	0.0	0.0	89.0
N		7276	1508	1599	1576	1535	1396	1294	1370	1051	1031	1205	1230	22071

\*\*\* Keyword: Friends



**Table 186 Agree or disagree: believes that he/she can find a purpose of life**

[Questionnaire] Please answer whether each of the following statements applies to you or not... I believe I can find the purpose of life, i.e., a reason to live for

[VAR] RSNTOLIV

RESPONSE	PUNCH	03-07	2008	2009	2010	2011	2012	2013	2014	2016	2018	2021	2023	TOTAL
Yes	1	-	-	91.0	-	-	-	-	-	-	-	-	-	6.6
No	2	-	-	9.0	-	-	-	-	-	-	-	-	-	0.7
IAP	-1	100.0	100.0	0.0	100.0	100.0	100.0	100.0	100.0	100.0	100.0	100.0	100.0	92.8
N		7276	1508	1599	1576	1535	1396	1294	1370	1051	1031	1205	1230	22071

**Table 187 Agree or disagree: has future plans**

[Questionnaire] Please answer whether each of the following statements applies to you or not... I have future plans I am looking forward to carrying out

[VAR] HAVEPLAN

RESPONSE	PUNCH	03-07	2008	2009	2010	2011	2012	2013	2014	2016	2018	2021	2023	TOTAL
Yes	1	-	-	84.0	-	-	-	-	-	-	-	-	-	6.1
No	2	-	-	16.0	-	-	-	-	-	-	-	-	-	1.2
IAP	-1	100.0	100.0	0.0	100.0	100.0	100.0	100.0	100.0	100.0	100.0	100.0	100.0	92.8
N		7276	1508	1599	1576	1535	1396	1294	1370	1051	1031	1205	1230	22071

\*\*\* Keyword: Achievement

**Table 188 Agree or disagree: believes that he/she has control over life and destiny**

[Questionnaire] Please answer whether each of the following statements applies to you or not... I believe that I have control over my life and destiny

[VAR] LIFCNTRL

RESPONSE	PUNCH	03-07	2008	2009	2010	2011	2012	2013	2014	2016	2018	2021	2023	TOTAL
Yes	1	-	-	80.0	-	-	-	-	-	-	-	-	-	5.8
No	2	-	-	20.0	-	-	-	-	-	-	-	-	-	1.4
DK/NA	-8	-	-	0.1	-	-	-	-	-	-	-	-	-	0.0
IAP	-1	100.0	100.0	0.0	100.0	100.0	100.0	100.0	100.0	100.0	100.0	100.0	100.0	92.8
N		7276	1508	1599	1576	1535	1396	1294	1370	1051	1031	1205	1230	22071

**Table 189 Agree or disagree: We should hand this world over our next generation with making it a place worthwhile to live**

[Questionnaire] Please indicate the extent to which you agree or disagree to each of the following statements... We should hand this world over our next generation with making it a place worthwhile to live

[VAR] DONN1

RESPONSE	PUNCH	03-07	2008	2009	2010	2011	2012	2013	2014	2016	2018	2021	2023	TOTAL
Strongly agree	1	-	-	-	-	67.5	-	-	-	-	-	-	-	4.7
Agree	2	-	-	-	-	28.3	-	-	-	-	-	-	-	2.0
Neither agree nor disagree	3	-	-	-	-	4.0	-	-	-	-	-	-	-	0.3
Disagree	4	-	-	-	-	0.2	-	-	-	-	-	-	-	0.0
Strongly disagree	5	-	-	-	-	0.0	-	-	-	-	-	-	-	0.0
IAP	-1	100.0	100.0	100.0	100.0	0.0	100.0	100.0	100.0	100.0	100.0	100.0	100.0	93.0
N		7276	1508	1599	1576	1535	1396	1294	1370	1051	1031	1205	1230	22071

\* SHOW CARD

**Table 190 Agree or disagree: This world requires citizens who are responsible**

[Questionnaire] Please indicate the extent to which you agree or disagree to each of the following statements... This world requires citizens who are responsible

[VAR] DONN2

RESPONSE	PUNCH	03-07	2008	2009	2010	2011	2012	2013	2014	2016	2018	2021	2023	TOTAL
Strongly agree	1	-	-	-	-	61.2	-	-	-	-	-	-	-	4.3
Agree	2	-	-	-	-	33.2	-	-	-	-	-	-	-	2.3
Neither agree nor disagree	3	-	-	-	-	5.2	-	-	-	-	-	-	-	0.4
Disagree	4	-	-	-	-	0.2	-	-	-	-	-	-	-	0.0
Strongly disagree	5	-	-	-	-	0.1	-	-	-	-	-	-	-	0.0
DK/NA	-8	-	-	-	-	0.1	-	-	-	-	-	-	-	0.0
IAP	-1	100.0	100.0	100.0	100.0	0.0	100.0	100.0	100.0	100.0	100.0	100.0	100.0	93.0
N		7276	1508	1599	1576	1535	1396	1294	1370	1051	1031	1205	1230	22071

\* SHOW CARD

\*\*\* Keyword: Citizen

**Table 191 Agree or disagree: It is a good thing for the entire world to rely on international politics and enterpris**

[Questionnaire] Please indicate the extent to which you agree or disagree to each of the following statements... It is a good thing for the entire world to rely on international politics and enterprises

[VAR] DONN3

RESPONSE	PUNCH	03-07	2008	2009	2010	2011	2012	2013	2014	2016	2018	2021	2023	TOTAL
Strongly agree	1	-	-	-	-	12.7	-	-	-	-	-	-	-	0.9
Agree	2	-	-	-	-	27.5	-	-	-	-	-	-	-	1.9
Neither agree nor disagree	3	-	-	-	-	35.2	-	-	-	-	-	-	-	2.5
Disagree	4	-	-	-	-	20.1	-	-	-	-	-	-	-	1.4
Strongly disagree	5	-	-	-	-	4.4	-	-	-	-	-	-	-	0.3
DK/NA	-8	-	-	-	-	0.1	-	-	-	-	-	-	-	0.0
IAP	-1	100.0	100.0	100.0	100.0	0.0	100.0	100.0	100.0	100.0	100.0	100.0	100.0	93.0
N		7276	1508	1599	1576	1535	1396	1294	1370	1051	1031	1205	1230	22071

\* SHOW CARD



**Table 192 Agree or disagree: Charity and public benefits have to be supported not by citizens or firms but by government**

[Questionnaire] Please indicate the extent to which you agree or disagree to each of the following statements... Charity and public benefits have to be supported not by citizens or firms but by governments

[VAR] DONN4

RESPONSE	PUNCH	03-07	2008	2009	2010	2011	2012	2013	2014	2016	2018	2021	2023	TOTAL
Strongly agree	1	-	-	-	-	12.7	-	-	-	-	-	-	-	0.9
Agree	2	-	-	-	-	32.3	-	-	-	-	-	-	-	2.2
Neither agree nor disagree	3	-	-	-	-	33.9	-	-	-	-	-	-	-	2.4
Disagree	4	-	-	-	-	18.8	-	-	-	-	-	-	-	1.3
Strongly disagree	5	-	-	-	-	2.1	-	-	-	-	-	-	-	0.1
DK/NA	-8	-	-	-	-	0.1	-	-	-	-	-	-	-	0.0
IAP	-1	100.0	100.0	100.0	100.0	0.0	100.0	100.0	100.0	100.0	100.0	100.0	100.0	93.0
N		7276	1508	1599	1576	1535	1396	1294	1370	1051	1031	1205	1230	22071

\* SHOW CARD

\*\*\* Keyword: Citizen, Government

**Table 193 Agree or disagree: Each generation should resolve its own problems for itself**

[Questionnaire] Please indicate the extent to which you agree or disagree to each of the following statements... Each generation should resolve its own problems for itself

[VAR] DONN5

RESPONSE	PUNCH	03-07	2008	2009	2010	2011	2012	2013	2014	2016	2018	2021	2023	TOTAL
Strongly agree	1	-	-	-	-	18.4	-	-	-	-	-	-	-	1.3
Agree	2	-	-	-	-	42.9	-	-	-	-	-	-	-	3.0
Neither agree nor disagree	3	-	-	-	-	24.3	-	-	-	-	-	-	-	1.7
Disagree	4	-	-	-	-	12.7	-	-	-	-	-	-	-	0.9
Strongly disagree	5	-	-	-	-	1.6	-	-	-	-	-	-	-	0.1
DK/NA	-8	-	-	-	-	0.1	-	-	-	-	-	-	-	0.0
IAP	-1	100.0	100.0	100.0	100.0	0.0	100.0	100.0	100.0	100.0	100.0	100.0	100.0	93.0
N		7276	1508	1599	1576	1535	1396	1294	1370	1051	1031	1205	1230	22071

\* SHOW CARD

**Table 194 Agree or disagree: I used to donate money for charity reasons, regardless of what government is doing**

[Questionnaire] Please indicate the extent to which you agree or disagree to each of the following statements... I used to donate money for charity reasons, regardless of what government is doing

[VAR] DONN6

RESPONSE	PUNCH	03-07	2008	2009	2010	2011	2012	2013	2014	2016	2018	2021	2023	TOTAL
Strongly agree	1	-	-	-	-	10.6	-	-	-	-	-	-	-	0.7
Agree	2	-	-	-	-	37.7	-	-	-	-	-	-	-	2.6
Neither agree nor disagree	3	-	-	-	-	34.0	-	-	-	-	-	-	-	2.4
Disagree	4	-	-	-	-	12.4	-	-	-	-	-	-	-	0.9
Strongly disagree	5	-	-	-	-	5.2	-	-	-	-	-	-	-	0.4
DK/NA	-8	-	-	-	-	0.1	-	-	-	-	-	-	-	0.0
IAP	-1	100.0	100.0	100.0	100.0	0.0	100.0	100.0	100.0	100.0	100.0	100.0	100.0	93.0
N		7276	1508	1599	1576	1535	1396	1294	1370	1051	1031	1205	1230	22071

\* SHOW CARD

\*\*\* Keyword: Government, Money, Donation

**Table 195 Agree or disagree: Society becomes hazardous since people fail to care about others nowadays**

[Questionnaire] Please indicate the extent to which you agree or disagree to each of the following statements... Society becomes hazardous since people fail to care about others nowadays

[VAR] DONN7

RESPONSE	PUNCH	03-07	2008	2009	2010	2011	2012	2013	2014	2016	2018	2021	2023	TOTAL
Strongly agree	1	-	-	-	-	15.2	-	-	-	-	-	-	-	1.1
Agree	2	-	-	-	-	44.2	-	-	-	-	-	-	-	3.1
Neither agree nor disagree	3	-	-	-	-	27.6	-	-	-	-	-	-	-	1.9
Disagree	4	-	-	-	-	11.5	-	-	-	-	-	-	-	0.8
Strongly disagree	5	-	-	-	-	1.5	-	-	-	-	-	-	-	0.1
DK/NA	-8	-	-	-	-	0.1	-	-	-	-	-	-	-	0.0
IAP	-1	100.0	100.0	100.0	100.0	0.0	100.0	100.0	100.0	100.0	100.0	100.0	100.0	93.0
N		7276	1508	1599	1576	1535	1396	1294	1370	1051	1031	1205	1230	22071

\* SHOW CARD

**Table 196 Agree or disagree: Society is maintained continuously although people fail to care about other**

[Questionnaire] Please indicate the extent to which you agree or disagree to each of the following statements... Society is maintained continuously although people fail to care about others

[VAR] DONN8

RESPONSE	PUNCH	03-07	2008	2009	2010	2011	2012	2013	2014	2016	2018	2021	2023	TOTAL
Strongly agree	1	-	-	-	-	9.3	-	-	-	-	-	-	-	0.6
Agree	2	-	-	-	-	38.2	-	-	-	-	-	-	-	2.7
Neither agree nor disagree	3	-	-	-	-	28.4	-	-	-	-	-	-	-	2.0
Disagree	4	-	-	-	-	19.4	-	-	-	-	-	-	-	1.4
Strongly disagree	5	-	-	-	-	4.7	-	-	-	-	-	-	-	0.3
DK/NA	-8	-	-	-	-	0.1	-	-	-	-	-	-	-	0.0
IAP	-1	100.0	100.0	100.0	100.0	0.0	100.0	100.0	100.0	100.0	100.0	100.0	100.0	93.0
N		7276	1508	1599	1576	1535	1396	1294	1370	1051	1031	1205	1230	22071

\* SHOW CARD



**Table 197 Agree or disagree: still has many things left to do**

[Questionnaire] Please answer whether each of the following statements applies to you or not... I still have many things left to do

[VAR] DOMOREWK

RESPONSE	PUNCH	03-07	2008	2009	2010	2011	2012	2013	2014	2016	2018	2021	2023	TOTAL
Yes	1	-	-	90.6	-	-	-	-	-	-	-	-	-	6.6
No	2	-	-	9.4	-	-	-	-	-	-	-	-	-	0.7
IAP	-1	100.0	100.0	0.0	100.0	100.0	100.0	100.0	100.0	100.0	100.0	100.0	100.0	92.8
N		7276	1508	1599	1576	1535	1396	1294	1370	1051	1031	1205	1230	22071

**Table 198 Feeling sympathetic and become anxious when someone is not happier than R**

[Questionnaire] Please indicate the extent to which you agree or disagree to each of the following statements about your thinking or feeling at ordinary times... I feel sympathetic and become anxious when I see someone who is not happier than me

[VAR] OTHERS1

RESPONSE	PUNCH	03-07	2008	2009	2010	2011	2012	2013	2014	2016	2018	2021	2023	TOTAL
Strongly disagree	1	-	-	-	-	2.0	-	-	-	-	-	-	0.6	0.2
Disagree	2	-	-	-	-	3.1	-	-	-	-	-	-	6.4	0.6
Neither agree nor disagree	3	-	-	-	-	16.5	-	-	-	-	-	-	18.2	2.2
Agree	4	-	-	-	-	46.4	-	-	-	-	-	-	61.0	6.6
Strongly agree	5	-	-	-	-	31.9	-	-	-	-	-	-	13.8	3.0
IAP	-1	100.0	100.0	100.0	100.0	0.0	100.0	100.0	100.0	100.0	100.0	100.0	0.0	87.5
N		7276	1508	1599	1576	1535	1396	1294	1370	1051	1031	1205	1230	22071

\*\*\* Keyword: Emotion

**Table 199 Feeling like to protect when somebody who is exploited sometimes**

[Questionnaire] Please indicate the extent to which you agree or disagree to each of the following statements about your thinking or feeling at ordinary times... I feel like to protect when I see somebody who is exploited sometimes

[VAR] OTHERS2

RESPONSE	PUNCH	03-07	2008	2009	2010	2011	2012	2013	2014	2016	2018	2021	2023	TOTAL
Strongly disagree	1	-	-	-	-	3.8	-	-	-	-	-	-	1.1	0.3
Disagree	2	-	-	-	-	4.2	-	-	-	-	-	-	7.7	0.7
Neither agree nor disagree	3	-	-	-	-	21.0	-	-	-	-	-	-	26.1	2.9
Agree	4	-	-	-	-	45.7	-	-	-	-	-	-	53.4	6.2
Strongly agree	5	-	-	-	-	25.3	-	-	-	-	-	-	11.5	2.4
DK/NA	-8	-	-	-	-	0.0	-	-	-	-	-	-	0.1	0.0
IAP	-1	100.0	100.0	100.0	100.0	0.0	100.0	100.0	100.0	100.0	100.0	100.0	0.0	87.5
N		7276	1508	1599	1576	1535	1396	1294	1370	1051	1031	1205	1230	22071

\*\*\* Keyword: Emotion, Exploitation

**Table 200 People should help others who are not happier than themselves**

[Questionnaire] Please indicate the extent to which you agree or disagree to each of the following statements... People should help others who are not happier than themselves

[VAR] PEOPLE1

RESPONSE	PUNCH	03-07	2008	2009	2010	2011	2012	2013	2014	2016	2018	2021	2023	TOTAL
Strongly agree	1	-	-	-	-	30.7	-	-	-	-	-	-	-	2.1
Agree	2	-	-	-	-	52.6	-	-	-	-	-	-	-	3.7
Neither agree nor disagree	3	-	-	-	-	14.4	-	-	-	-	-	-	-	1.0
Disagree	4	-	-	-	-	1.5	-	-	-	-	-	-	-	0.1
Strongly disagree	5	-	-	-	-	0.8	-	-	-	-	-	-	-	0.1
IAP	-1	100.0	100.0	100.0	100.0	0.0	100.0	100.0	100.0	100.0	100.0	100.0	100.0	93.0
N		7276	1508	1599	1576	1535	1396	1294	1370	1051	1031	1205	1230	22071

**Table 201 People should learn to resolve problems for themselves and should not lean on others**

[Questionnaire] Please indicate the extent to which you agree or disagree to each of the following statements... People should learn to resolve problems for themselves and should not lean on others

[VAR] PEOPLE2

RESPONSE	PUNCH	03-07	2008	2009	2010	2011	2012	2013	2014	2016	2018	2021	2023	TOTAL
Strongly agree	1	-	-	-	-	28.4	-	-	-	-	-	-	-	2.0
Agree	2	-	-	-	-	41.9	-	-	-	-	-	-	-	2.9
Neither agree nor disagree	3	-	-	-	-	20.0	-	-	-	-	-	-	-	1.4
Disagree	4	-	-	-	-	8.5	-	-	-	-	-	-	-	0.6
Strongly disagree	5	-	-	-	-	1.2	-	-	-	-	-	-	-	0.1
IAP	-1	100.0	100.0	100.0	100.0	0.0	100.0	100.0	100.0	100.0	100.0	100.0	100.0	93.0
N		7276	1508	1599	1576	1535	1396	1294	1370	1051	1031	1205	1230	22071

**Table 202 Assessment on people's willingness to help**

[Questionnaire] Would you say that most of the time people try to be helpful, or they are mostly just looking out for themselves?

[VAR] HELPFUL

RESPONSE	PUNCH	03-07	2008	2009	2010	2011	2012	2013	2014	2016	2018	2021	2023	TOTAL
Try to be helpful	1	40.8	45.0	44.8	-	41.2	37.2	43.6	44.0	55.8	55.0	59.7	59.6	42.1
Just look out for themselves	2	38.9	38.3	35.0	-	30.2	29.5	34.0	26.3	35.3	29.8	26.1	31.1	31.8
DEPENDS	3	19.9	16.3	20.0	-	28.2	32.8	21.7	29.6	8.8	15.2	13.9	9.2	18.7
DK/NA	-8	0.5	0.4	0.2	-	0.5	0.4	0.6	0.1	0.2	0.0	0.3	0.2	0.3
IAP	-1	0.0	0.0	0.0	100.0	0.0	0.0	0.0	0.0	0.0	0.0	0.0	0.0	7.1
N		7276	1508	1599	1576	1535	1396	1294	1370	1051	1031	1205	1230	22071

\* SHOW CARD(16, 18)



**Table 203 Opinion on individuals' character**

[Questionnaire] What do you think of human nature, individual's moral character and personality? Choose a number from 1 to 7... Individual's characters

[VAR] CHARABRN

RESPONSE	PUNCH	03-07	2008	2009	2010	2011	2012	2013	2014	2016	2018	2021	2023	TOTAL
Individuals are born with different characters	1	-	-	-	-	-	-	-	-	27.0	-	-	-	1.3
2	2	-	-	-	-	-	-	-	-	25.4	-	-	-	1.2
3	3	-	-	-	-	-	-	-	-	14.8	-	-	-	0.7
4	4	-	-	-	-	-	-	-	-	10.0	-	-	-	0.5
5	5	-	-	-	-	-	-	-	-	8.0	-	-	-	0.4
6	6	-	-	-	-	-	-	-	-	8.5	-	-	-	0.4
Individuals are born with similar characters	7	-	-	-	-	-	-	-	-	6.3	-	-	-	0.3
DK/NA	-8	-	-	-	-	-	-	-	-	0.0	-	-	-	0.0
IAP	-1	100.0	100.0	100.0	100.0	100.0	100.0	100.0	100.0	0.0	100.0	100.0	100.0	95.2
N		7276	1508	1599	1576	1535	1396	1294	1370	1051	1031	1205	1230	22071

\* SHOW CARD

\*\*\* Keyword: Character

**Table 204 Opinion on what decides individual morality**

[Questionnaire] What do you think of human nature, individual's moral character and personality? Choose a number from 1 to 7... Individual morality is decided by...

[VAR] MORALBRN

RESPONSE	PUNCH	03-07	2008	2009	2010	2011	2012	2013	2014	2016	2018	2021	2023	TOTAL
Individual morality is decided by the given environment	1	-	-	-	-	-	-	-	-	21.3	19.9	5.6	-	2.2
2	2	-	-	-	-	-	-	-	-	29.0	21.4	15.3	-	3.2
3	3	-	-	-	-	-	-	-	-	17.9	18.4	19.9	-	2.8
4	4	-	-	-	-	-	-	-	-	13.0	16.5	23.8	-	2.7
5	5	-	-	-	-	-	-	-	-	7.5	13.4	23.9	-	2.3
6	6	-	-	-	-	-	-	-	-	6.1	6.9	9.1	-	1.1
Individual morality is decided upon birth	7	-	-	-	-	-	-	-	-	5.1	3.5	2.5	-	0.5
DK/NA	-8	-	-	-	-	-	-	-	-	0.1	0.0	0.0	-	0.0
IAP	-1	100.0	100.0	100.0	100.0	100.0	100.0	100.0	100.0	0.0	0.0	0.0	100.0	85.1
N		7276	1508	1599	1576	1535	1396	1294	1370	1051	1031	1205	1230	22071

\* SHOW CARD

\*\*\* Keyword: Morality

**Table 205 Accepting others with different traits**

[Questionnaire] What do you think of human nature, individual's moral character and personality? Choose a number from 1 to 7... Accepting others with different traits

[VAR] ACCOTH

RESPONSE	PUNCH	03-07	2008	2009	2010	2011	2012	2013	2014	2016	2018	2021	2023	TOTAL
I have a hard time accepting others with different traits	1	-	-	-	-	-	-	-	-	3.6	-	-	-	0.2
2	2	-	-	-	-	-	-	-	-	8.7	-	-	-	0.4
3	3	-	-	-	-	-	-	-	-	12.2	-	-	-	0.6
4	4	-	-	-	-	-	-	-	-	23.6	-	-	-	1.1
5	5	-	-	-	-	-	-	-	-	22.1	-	-	-	1.1
6	6	-	-	-	-	-	-	-	-	18.8	-	-	-	0.9
I easily accept others with different traits	7	-	-	-	-	-	-	-	-	11.0	-	-	-	0.5
DK/NA	-8	-	-	-	-	-	-	-	-	0.1	-	-	-	0.0
IAP	-1	100.0	100.0	100.0	100.0	100.0	100.0	100.0	100.0	0.0	100.0	100.0	100.0	95.2
N		7276	1508	1599	1576	1535	1396	1294	1370	1051	1031	1205	1230	22071

\* SHOW CARD

\*\*\* Keyword: Trait

**Table 206 Opinion on respecting the individuality**

[Questionnaire] What do you think of human nature, individual's moral character and personality? Choose a number from 1 to 7... Respecting individuality

[VAR] RESPOTH

RESPONSE	PUNCH	03-07	2008	2009	2010	2011	2012	2013	2014	2016	2018	2021	2023	TOTAL
Respecting individuality is one of the reasons behind social problems	1	-	-	-	-	-	-	-	-	2.4	-	-	-	0.1
2	2	-	-	-	-	-	-	-	-	4.6	-	-	-	0.2
3	3	-	-	-	-	-	-	-	-	7.4	-	-	-	0.4
4	4	-	-	-	-	-	-	-	-	22.2	-	-	-	1.1
5	5	-	-	-	-	-	-	-	-	22.9	-	-	-	1.1
6	6	-	-	-	-	-	-	-	-	26.4	-	-	-	1.3
Respecting individuality is the driving force behind social development	7	-	-	-	-	-	-	-	-	14.0	-	-	-	0.7
DK/NA	-8	-	-	-	-	-	-	-	-	0.2	-	-	-	0.0
IAP	-1	100.0	100.0	100.0	100.0	100.0	100.0	100.0	100.0	0.0	100.0	100.0	100.0	95.2
N		7276	1508	1599	1576	1535	1396	1294	1370	1051	1031	1205	1230	22071

\* SHOW CARD

\*\*\* Keyword: Individuality



**Table 207 If somebody is badly off, this is due to one's effort/socio-political institutions**

[Questionnaire] Please indicate the extent to which you agree to each of the statements below... If somebody is badly off, this is due to...

[VAR] INDDIFF

RESPONSE	PUNCH	03-07	2008	2009	2010	2011	2012	2013	2014	2016	2018	2021	2023	TOTAL
his/her own efforts or abilities	1	-	-	-	-	10.2	-	-	-	-	-	-	2.5	0.9
2	2	-	-	-	-	5.6	-	-	-	-	-	-	5.8	0.7
3	3	-	-	-	-	13.4	-	-	-	-	-	-	14.1	1.7
4	4	-	-	-	-	12.2	-	-	-	-	-	-	18.6	1.9
5	5	-	-	-	-	27.6	-	-	-	-	-	-	16.7	2.9
6	6	-	-	-	-	11.5	-	-	-	-	-	-	18.2	1.8
7	7	-	-	-	-	9.1	-	-	-	-	-	-	16.8	1.6
8	8	-	-	-	-	6.3	-	-	-	-	-	-	5.5	0.7
9	9	-	-	-	-	1.4	-	-	-	-	-	-	0.9	0.1
socio-political institutions	10	-	-	-	-	2.7	-	-	-	-	-	-	0.5	0.2
DK/NA	-8	-	-	-	-	0.1	-	-	-	-	-	-	0.3	0.0
IAP	-1	100.0	100.0	100.0	100.0	0.0	100.0	100.0	100.0	100.0	100.0	100.0	0.0	87.5
N		7276	1508	1599	1576	1535	1396	1294	1370	1051	1031	1205	1230	22071

\* SHOW CARD

\*\*\* Keyword: Living

**Table 208 For the public interests, individual's freedom and happiness can be limited/cannot be sacrificed**

[Questionnaire] Please indicate the extent to which you agree to each of the statements below... For the public interests, individual's freedom and happiness...

[VAR] INDLIMIT

RESPONSE	PUNCH	03-07	2008	2009	2010	2011	2012	2013	2014	2016	2018	2021	2023	TOTAL
can be limited	1	-	-	-	-	5.6	-	-	-	-	-	-	-	0.4
2	2	-	-	-	-	3.1	-	-	-	-	-	-	-	0.2
3	3	-	-	-	-	9.6	-	-	-	-	-	-	-	0.7
4	4	-	-	-	-	13.7	-	-	-	-	-	-	-	1.0
5	5	-	-	-	-	22.6	-	-	-	-	-	-	-	1.6
6	6	-	-	-	-	9.9	-	-	-	-	-	-	-	0.7
7	7	-	-	-	-	10.5	-	-	-	-	-	-	-	0.7
8	8	-	-	-	-	9.9	-	-	-	-	-	-	-	0.7
9	9	-	-	-	-	4.8	-	-	-	-	-	-	-	0.3
can't be sacrificed	10	-	-	-	-	10.2	-	-	-	-	-	-	-	0.7
DK/NA	-8	-	-	-	-	0.1	-	-	-	-	-	-	-	0.0
IAP	-1	100.0	100.0	100.0	100.0	0.0	100.0	100.0	100.0	100.0	100.0	100.0	100.0	93.0
N		7276	1508	1599	1576	1535	1396	1294	1370	1051	1031	1205	1230	22071

\* SHOW CARD

\*\*\* Keyword: Happiness

**Table 209 How important to enjoy leisure**

[Questionnaire] How important is it to enjoy leisure in your life?

[VAR] LEISUREI

RESPONSE	PUNCH	03-07	2008	2009	2010	2011	2012	2013	2014	2016	2018	2021	2023	TOTAL
Very important	1	-	-	-	-	-	-	-	-	-	47.9	-	-	2.2
Somewhat important	2	-	-	-	-	-	-	-	-	-	38.3	-	-	1.8
Neither important nor unimportant	3	-	-	-	-	-	-	-	-	-	10.2	-	-	0.5
Somewhat unimportant	4	-	-	-	-	-	-	-	-	-	2.5	-	-	0.1
Very unimportant	5	-	-	-	-	-	-	-	-	-	0.5	-	-	0.0
DK/NA	-8	-	-	-	-	-	-	-	-	-	0.6	-	-	0.0
IAP	-1	100.0	100.0	100.0	100.0	100.0	100.0	100.0	100.0	100.0	0.0	100.0	100.0	95.3
N		7276	1508	1599	1576	1535	1396	1294	1370	1051	1031	1205	1230	22071

\* SHOW CARD

\*\*\* Keyword: Leisure

**Table 210 Freedom to choose what happen in life**

[Questionnaire] How much freedom do you think you have to choose what happens in your life as you wish?

[VAR] LIFEWILL

RESPONSE	PUNCH	03-07	2008	2009	2010	2011	2012	2013	2014	2016	2018	2021	2023	TOTAL
I can't do what I want	0	-	-	-	-	-	-	-	-	-	1.4	-	-	0.1
1	1	-	-	-	-	-	-	-	-	-	1.9	-	-	0.1
2	2	-	-	-	-	-	-	-	-	-	4.3	-	-	0.2
3	3	-	-	-	-	-	-	-	-	-	8.6	-	-	0.4
4	4	-	-	-	-	-	-	-	-	-	10.0	-	-	0.5
5	5	-	-	-	-	-	-	-	-	-	18.9	-	-	0.9
6	6	-	-	-	-	-	-	-	-	-	14.5	-	-	0.7
7	7	-	-	-	-	-	-	-	-	-	21.1	-	-	1.0
8	8	-	-	-	-	-	-	-	-	-	11.3	-	-	0.5
9	9	-	-	-	-	-	-	-	-	-	3.8	-	-	0.2
I can do what I want	10	-	-	-	-	-	-	-	-	-	3.8	-	-	0.2
DK/NA	-8	-	-	-	-	-	-	-	-	-	0.4	-	-	0.0
IAP	-1	100.0	100.0	100.0	100.0	100.0	100.0	100.0	100.0	100.0	0.0	100.0	100.0	95.3
N		7276	1508	1599	1576	1535	1396	1294	1370	1051	1031	1205	1230	22071

\* SHOW CARD

\*\*\* Keyword: Choose, Freedom



**Table 211 Agree or disagree: Even in uncertain situations, I usually expect the best result**

[Questionnaire] Please answer the questions about yourself by indicating the extent of your agreement. Please tell me your thoughts honestly. Please try not to let your responses to one question influence your response to other questions. There are no right or wrong answers... Even in uncertain situations, I usually expect the best result.

[VAR] LOTR1

RESPONSE	PUNCH	03-07	2008	2009	2010	2011	2012	2013	2014	2016	2018	2021	2023	TOTAL
Strongly disagree	1	-	-	-	-	-	-	-	-	2.0	2.0	-	-	0.2
Disagree	2	-	-	-	-	-	-	-	-	8.8	8.1	-	-	0.8
Neither agree nor disagree	3	-	-	-	-	-	-	-	-	23.0	21.1	-	-	2.1
Agree	4	-	-	-	-	-	-	-	-	54.1	50.8	-	-	5.0
Strongly agree	5	-	-	-	-	-	-	-	-	11.2	16.9	-	-	1.3
DK/NA	-8	-	-	-	-	-	-	-	-	0.8	1.0	-	-	0.1
IAP	-1	100.0	100.0	100.0	100.0	100.0	100.0	100.0	100.0	0.0	0.0	100.0	100.0	90.6
N		7276	1508	1599	1576	1535	1396	1294	1370	1051	1031	1205	1230	22071

\* SHOW CARD

\*\*\* Keyword: Optimism

**Table 212 Agree or disagree: If something can possibly go wrong for me, it always does.**

[Questionnaire] Please answer the questions about yourself by indicating the extent of your agreement. Please tell me your thoughts honestly. Please try not to let your responses to one question influence your response to other questions. There are no right or wrong answers... If something can possibly go wrong for me, it always does.

[VAR] LOTR2

RESPONSE	PUNCH	03-07	2008	2009	2010	2011	2012	2013	2014	2016	2018	2021	2023	TOTAL
Strongly disagree	1	-	-	-	-	-	-	-	-	5.5	7.9	-	-	0.6
Disagree	2	-	-	-	-	-	-	-	-	34.2	31.2	-	-	3.1
Neither agree nor disagree	3	-	-	-	-	-	-	-	-	38.2	40.4	-	-	3.7
Agree	4	-	-	-	-	-	-	-	-	19.2	17.2	-	-	1.7
Strongly agree	5	-	-	-	-	-	-	-	-	2.0	2.1	-	-	0.2
DK/NA	-8	-	-	-	-	-	-	-	-	0.9	1.3	-	-	0.1
IAP	-1	100.0	100.0	100.0	100.0	100.0	100.0	100.0	100.0	0.0	0.0	100.0	100.0	90.6
N		7276	1508	1599	1576	1535	1396	1294	1370	1051	1031	1205	1230	22071

\* SHOW CARD

\*\*\* Keyword: Optimism

**Table 213 Agree or disagree: I am always optimistic about my future**

[Questionnaire] Please answer the questions about yourself by indicating the extent of your agreement. Please tell me your thoughts honestly. Please try not to let your responses to one question influence your response to other questions. There are no right or wrong answers... I am always optimistic about my future.

[VAR] LOTR3

RESPONSE	PUNCH	03-07	2008	2009	2010	2011	2012	2013	2014	2016	2018	2021	2023	TOTAL
Strongly disagree	1	-	-	-	-	-	-	-	-	1.4	1.8	-	-	0.2
Disagree	2	-	-	-	-	-	-	-	-	10.9	8.6	-	-	0.9
Neither agree nor disagree	3	-	-	-	-	-	-	-	-	30.3	26.8	-	-	2.7
Agree	4	-	-	-	-	-	-	-	-	44.6	46.3	-	-	4.3
Strongly agree	5	-	-	-	-	-	-	-	-	12.5	15.7	-	-	1.3
DK/NA	-8	-	-	-	-	-	-	-	-	0.4	0.8	-	-	0.1
IAP	-1	100.0	100.0	100.0	100.0	100.0	100.0	100.0	100.0	0.0	0.0	100.0	100.0	90.6
N		7276	1508	1599	1576	1535	1396	1294	1370	1051	1031	1205	1230	22071

\* SHOW CARD

\*\*\* Keyword: Optimism, Future

**Table 214 Optimism toward future**

[Questionnaire] Do you feel that you are always optimistic about your future?

[VAR] LOTR323

RESPONSE	PUNCH	03-07	2008	2009	2010	2011	2012	2013	2014	2016	2018	2021	2023	TOTAL
Agree strongly	1	-	-	-	-	-	-	-	-	-	-	-	6.7	0.4
Agree	2	-	-	-	-	-	-	-	-	-	-	-	54.1	3.0
Neither agree nor disagree	3	-	-	-	-	-	-	-	-	-	-	-	31.0	1.7
Disagree	4	-	-	-	-	-	-	-	-	-	-	-	6.8	0.4
Disagree strongly	5	-	-	-	-	-	-	-	-	-	-	-	0.4	0.0
DK/NA	-8	-	-	-	-	-	-	-	-	-	-	-	1.1	0.1
IAP	-1	100.0	100.0	100.0	100.0	100.0	100.0	100.0	100.0	100.0	100.0	100.0	0.0	94.4
N		7276	1508	1599	1576	1535	1396	1294	1370	1051	1031	1205	1230	22071

\* SHOW CARD

\*\*\* Keyword: Optimism, Future

**Table 215 Agree or disagree: I hardly ever expect things to go my way**

[Questionnaire] Please answer the questions about yourself by indicating the extent of your agreement. Please tell me your thoughts honestly. Please try not to let your responses to one question influence your response to other questions. There are no right or wrong answers... I hardly ever expect things to go my way.

[VAR] LOTR4

RESPONSE	PUNCH	03-07	2008	2009	2010	2011	2012	2013	2014	2016	2018	2021	2023	TOTAL
Strongly disagree	1	-	-	-	-	-	-	-	-	9.2	11.2	-	-	1.0
Disagree	2	-	-	-	-	-	-	-	-	47.0	41.6	-	-	4.2
Neither agree nor disagree	3	-	-	-	-	-	-	-	-	27.7	26.9	-	-	2.6
Agree	4	-	-	-	-	-	-	-	-	13.0	15.5	-	-	1.3
Strongly agree	5	-	-	-	-	-	-	-	-	2.5	3.6	-	-	0.3
DK/NA	-8	-	-	-	-	-	-	-	-	0.6	1.3	-	-	0.1
IAP	-1	100.0	100.0	100.0	100.0	100.0	100.0	100.0	100.0	0.0	0.0	100.0	100.0	90.6
N		7276	1508	1599	1576	1535	1396	1294	1370	1051	1031	1205	1230	22071

\* SHOW CARD

\*\*\* Keyword: Optimism



**Table 216 Agree or disagree: I rarely count on good things happening to me**

[Questionnaire] Please answer the questions about yourself by indicating the extent of your agreement. Please tell me your thoughts honestly. Please try not to let your responses to one question influence your response to other questions. There are no right or wrong answers... I rarely count on good things happening to me.

[VAR] LOTR5

RESPONSE	PUNCH	03-07	2008	2009	2010	2011	2012	2013	2014	2016	2018	2021	2023	TOTAL
Strongly disagree	1	-	-	-	-	-	-	-	-	14.1	15.3	-	-	1.4
Disagree	2	-	-	-	-	-	-	-	-	51.7	47.9	-	-	4.7
Neither agree nor disagree	3	-	-	-	-	-	-	-	-	24.5	22.4	-	-	2.2
Agree	4	-	-	-	-	-	-	-	-	7.8	11.3	-	-	0.9
Strongly agree	5	-	-	-	-	-	-	-	-	1.4	2.6	-	-	0.2
DK/NA	-8	-	-	-	-	-	-	-	-	0.5	0.4	-	-	0.0
IAP	-1	100.0	100.0	100.0	100.0	100.0	100.0	100.0	100.0	0.0	0.0	100.0	100.0	90.6
N		7276	1508	1599	1576	1535	1396	1294	1370	1051	1031	1205	1230	22071

\* SHOW CARD

\*\*\* Keyword: Optimism

**Table 217 Agree or disagree: Overall, I expect good things to happen to me rather than bad**

[Questionnaire] Please answer the questions about yourself by indicating the extent of your agreement. Please tell me your thoughts honestly. Please try not to let your responses to one question influence your response to other questions. There are no right or wrong answers... Overall, I expect good things to happen to me rather than bad.

[VAR] LOTR6

RESPONSE	PUNCH	03-07	2008	2009	2010	2011	2012	2013	2014	2016	2018	2021	2023	TOTAL
Strongly disagree	1	-	-	-	-	-	-	-	-	1.0	1.3	-	-	0.1
Disagree	2	-	-	-	-	-	-	-	-	5.4	4.9	-	-	0.5
Neither agree nor disagree	3	-	-	-	-	-	-	-	-	18.6	18.7	-	-	1.8
Agree	4	-	-	-	-	-	-	-	-	55.4	51.7	-	-	5.1
Strongly agree	5	-	-	-	-	-	-	-	-	19.5	22.8	-	-	2.0
DK/NA	-8	-	-	-	-	-	-	-	-	0.1	0.6	-	-	0.0
IAP	-1	100.0	100.0	100.0	100.0	100.0	100.0	100.0	100.0	0.0	0.0	100.0	100.0	90.6
N		7276	1508	1599	1576	1535	1396	1294	1370	1051	1031	1205	1230	22071

\* SHOW CARD

\*\*\* Keyword: Optimism

**Table 218 Attitude towards life: If I should find myself in a jam, I could think of many ways to get out of it**

[Questionnaire] In the following statements, select the box that best describes you. Please focus on yourself and what is going on in your life at this moment... If I should find myself in a jam, I could think of many ways to get out of it.

[VAR] HOPE1

RESPONSE	PUNCH	03-07	2008	2009	2010	2011	2012	2013	2014	2016	2018	2021	2023	TOTAL
Definitely false	1	-	-	-	-	-	-	-	-	1.0	-	-	-	0.0
Mostly false	2	-	-	-	-	-	-	-	-	3.3	-	-	-	0.2
Somewhat false	3	-	-	-	-	-	-	-	-	4.4	-	-	-	0.2
Slightly false	4	-	-	-	-	-	-	-	-	6.4	-	-	-	0.3
Slightly true	5	-	-	-	-	-	-	-	-	31.9	-	-	-	1.5
Somewhat true	6	-	-	-	-	-	-	-	-	28.5	-	-	-	1.4
Mostly true	7	-	-	-	-	-	-	-	-	16.4	-	-	-	0.8
Definitely true	8	-	-	-	-	-	-	-	-	8.0	-	-	-	0.4
DK/NA	-8	-	-	-	-	-	-	-	-	0.1	-	-	-	0.0
IAP	-1	100.0	100.0	100.0	100.0	100.0	100.0	100.0	100.0	0.0	100.0	100.0	100.0	95.2
N		7276	1508	1599	1576	1535	1396	1294	1370	1051	1031	1205	1230	22071

\* SHOW CARD

\*\*\* Keyword: Life

**Table 219 Attitude towards life: At the present time, I am energetically pursuing my goals**

[Questionnaire] In the following statements, select the box that best describes you. Please focus on yourself and what is going on in your life at this moment... At the present time, I am energetically pursuing my goals.

[VAR] HOPE2

RESPONSE	PUNCH	03-07	2008	2009	2010	2011	2012	2013	2014	2016	2018	2021	2023	TOTAL
Definitely false	1	-	-	-	-	-	-	-	-	2.6	-	-	-	0.1
Mostly false	2	-	-	-	-	-	-	-	-	7.0	-	-	-	0.3
Somewhat false	3	-	-	-	-	-	-	-	-	6.5	-	-	-	0.3
Slightly false	4	-	-	-	-	-	-	-	-	16.5	-	-	-	0.8
Slightly true	5	-	-	-	-	-	-	-	-	27.1	-	-	-	1.3
Somewhat true	6	-	-	-	-	-	-	-	-	24.0	-	-	-	1.1
Mostly true	7	-	-	-	-	-	-	-	-	10.3	-	-	-	0.5
Definitely true	8	-	-	-	-	-	-	-	-	5.9	-	-	-	0.3
DK/NA	-8	-	-	-	-	-	-	-	-	0.1	-	-	-	0.0
IAP	-1	100.0	100.0	100.0	100.0	100.0	100.0	100.0	100.0	0.0	100.0	100.0	100.0	95.2
N		7276	1508	1599	1576	1535	1396	1294	1370	1051	1031	1205	1230	22071

\* SHOW CARD

\*\*\* Keyword: Life



**Table 220 Attitude towards life: There are lots of ways around any problem that I am facing now**

[Questionnaire] In the following statements, select the box that best describes you. Please focus on yourself and what is going on in your life at this moment... There are lots of ways around any problem that I am facing now.

[VAR] HOPE3

RESPONSE	PUNCH	03-07	2008	2009	2010	2011	2012	2013	2014	2016	2018	2021	2023	TOTAL
Definitely false	1	-	-	-	-	-	-	-	-	1.5	-	-	-	0.1
Mostly false	2	-	-	-	-	-	-	-	-	5.0	-	-	-	0.2
Somewhat false	3	-	-	-	-	-	-	-	-	5.4	-	-	-	0.3
Slightly false	4	-	-	-	-	-	-	-	-	12.3	-	-	-	0.6
Slightly true	5	-	-	-	-	-	-	-	-	34.6	-	-	-	1.6
Somewhat true	6	-	-	-	-	-	-	-	-	24.4	-	-	-	1.2
Mostly true	7	-	-	-	-	-	-	-	-	11.9	-	-	-	0.6
Definitely true	8	-	-	-	-	-	-	-	-	4.8	-	-	-	0.2
DK/NA	-8	-	-	-	-	-	-	-	-	0.1	-	-	-	0.0
IAP	-1	100.0	100.0	100.0	100.0	100.0	100.0	100.0	100.0	0.0	100.0	100.0	100.0	95.2
N		7276	1508	1599	1576	1535	1396	1294	1370	1051	1031	1205	1230	22071

\* SHOW CARD

\*\*\* Keyword: Life

**Table 221 Attitude towards life: Right now, I see myself as being pretty successful**

[Questionnaire] In the following statements, select the box that best describes you. Please focus on yourself and what is going on in your life at this moment... Right now, I see myself as being pretty successful.

[VAR] HOPE4

RESPONSE	PUNCH	03-07	2008	2009	2010	2011	2012	2013	2014	2016	2018	2021	2023	TOTAL
Definitely false	1	-	-	-	-	-	-	-	-	3.1	-	-	-	0.1
Mostly false	2	-	-	-	-	-	-	-	-	4.9	-	-	-	0.2
Somewhat false	3	-	-	-	-	-	-	-	-	8.0	-	-	-	0.4
Slightly false	4	-	-	-	-	-	-	-	-	19.0	-	-	-	0.9
Slightly true	5	-	-	-	-	-	-	-	-	31.0	-	-	-	1.5
Somewhat true	6	-	-	-	-	-	-	-	-	22.8	-	-	-	1.1
Mostly true	7	-	-	-	-	-	-	-	-	7.9	-	-	-	0.4
Definitely true	8	-	-	-	-	-	-	-	-	3.3	-	-	-	0.2
DK/NA	-8	-	-	-	-	-	-	-	-	0.1	-	-	-	0.0
IAP	-1	100.0	100.0	100.0	100.0	100.0	100.0	100.0	100.0	0.0	100.0	100.0	100.0	95.2
N		7276	1508	1599	1576	1535	1396	1294	1370	1051	1031	1205	1230	22071

\* SHOW CARD

\*\*\* Keyword: Life, Success

**Table 222 Attitude towards life: I can think of many ways to reach my current goals**

[Questionnaire] In the following statements, select the box that best describes you. Please focus on yourself and what is going on in your life at this moment... I can think of many ways to reach my current goals.

[VAR] HOPE5

RESPONSE	PUNCH	03-07	2008	2009	2010	2011	2012	2013	2014	2016	2018	2021	2023	TOTAL
Definitely false	1	-	-	-	-	-	-	-	-	1.2	-	-	-	0.1
Mostly false	2	-	-	-	-	-	-	-	-	5.6	-	-	-	0.3
Somewhat false	3	-	-	-	-	-	-	-	-	4.8	-	-	-	0.2
Slightly false	4	-	-	-	-	-	-	-	-	12.5	-	-	-	0.6
Slightly true	5	-	-	-	-	-	-	-	-	35.2	-	-	-	1.7
Somewhat true	6	-	-	-	-	-	-	-	-	24.5	-	-	-	1.2
Mostly true	7	-	-	-	-	-	-	-	-	11.9	-	-	-	0.6
Definitely true	8	-	-	-	-	-	-	-	-	4.1	-	-	-	0.2
DK/NA	-8	-	-	-	-	-	-	-	-	0.1	-	-	-	0.0
IAP	-1	100.0	100.0	100.0	100.0	100.0	100.0	100.0	100.0	0.0	100.0	100.0	100.0	95.2
N		7276	1508	1599	1576	1535	1396	1294	1370	1051	1031	1205	1230	22071

\* SHOW CARD

\*\*\* Keyword: Life

**Table 223 Attitude towards life: At this time, I am meeting the goals I have set for myself**

[Questionnaire] In the following statements, select the box that best describes you. Please focus on yourself and what is going on in your life at this moment... At this time, I am meeting the goals I have set for myself.

[VAR] HOPE6

RESPONSE	PUNCH	03-07	2008	2009	2010	2011	2012	2013	2014	2016	2018	2021	2023	TOTAL
Definitely false	1	-	-	-	-	-	-	-	-	3.3	-	-	-	0.2
Mostly false	2	-	-	-	-	-	-	-	-	4.7	-	-	-	0.2
Somewhat false	3	-	-	-	-	-	-	-	-	6.8	-	-	-	0.3
Slightly false	4	-	-	-	-	-	-	-	-	17.2	-	-	-	0.8
Slightly true	5	-	-	-	-	-	-	-	-	31.8	-	-	-	1.5
Somewhat true	6	-	-	-	-	-	-	-	-	21.2	-	-	-	1.0
Mostly true	7	-	-	-	-	-	-	-	-	10.5	-	-	-	0.5
Definitely true	8	-	-	-	-	-	-	-	-	4.5	-	-	-	0.2
DK/NA	-8	-	-	-	-	-	-	-	-	0.1	-	-	-	0.0
IAP	-1	100.0	100.0	100.0	100.0	100.0	100.0	100.0	100.0	0.0	100.0	100.0	100.0	95.2
N		7276	1508	1599	1576	1535	1396	1294	1370	1051	1031	1205	1230	22071

\* SHOW CARD

\*\*\* Keyword: Life



**Table 224 Image of an ideal family**

[Questionnaire] Here are three types of family. Which of these does fit your image of an ideal family the best?

[VAR] IDEALFAM

RESPONSE	PUNCH	03-07	2008	2009	2010	2011	2012	2013	2014	2016	2018	2021	2023	TOTAL
Both husband and wife haved jobs and share housework and parenting equally	1	-	-	-	-	-	-	-	-	-	66.1	-	-	3.1
Wife does less work for living and does more housework and parenting than husband	2	-	-	-	-	-	-	-	-	-	18.8	-	-	0.9
Only husband works for living and wife does all housework	3	-	-	-	-	-	-	-	-	-	8.6	-	-	0.4
None of the above	4	-	-	-	-	-	-	-	-	-	6.5	-	-	0.3
DK/NA	-8	-	-	-	-	-	-	-	-	-	0.0	-	-	0.0
IAP	-1	100.0	100.0	100.0	100.0	100.0	100.0	100.0	100.0	100.0	0.0	100.0	100.0	95.3
N		7276	1508	1599	1576	1535	1396	1294	1370	1051	1031	1205	1230	22071

\* SHOW CARD

\*\*\* Keyword: Family Members

**Table 225 Main person to prepare dinner**

[Questionnaire] (IF HAS A SPOUSE) Who mainly do the following familial items?... Prepare the evening meal

[VAR] DINNER

RESPONSE	PUNCH	03-07	2008	2009	2010	2011	2012	2013	2014	2016	2018	2021	2023	TOTAL
Always I	1	-	-	19.2	-	-	-	-	-	-	-	-	-	1.4
Usually I	2	-	-	13.2	-	-	-	-	-	-	-	-	-	1.0
Equally between me and spouse	3	-	-	4.1	-	-	-	-	-	-	-	-	-	0.3
Usually my spouse	4	-	-	11.9	-	-	-	-	-	-	-	-	-	0.9
Always my spouse	5	-	-	16.9	-	-	-	-	-	-	-	-	-	1.2
Other family member(s)	6	-	-	1.4	-	-	-	-	-	-	-	-	-	0.1
Other(s) not family member	7	-	-	0.3	-	-	-	-	-	-	-	-	-	0.0
DK/NA	-8	-	-	0.2	-	-	-	-	-	-	-	-	-	0.0
IAP	-1	100.0	100.0	32.8	100.0	100.0	100.0	100.0	100.0	100.0	100.0	100.0	100.0	95.1
N		7276	1508	1599	1576	1535	1396	1294	1370	1051	1031	1205	1230	22071

\* SHOW CARD

\*\*\* Keyword: Job, Meal

**Table 226 Main person to care and educate the children**

[Questionnaire] (IF HAS A SPOUSE) Who mainly do the following familial items?... Care and educate the children

[VAR] RAISE

RESPONSE	PUNCH	03-07	2008	2009	2010	2011	2012	2013	2014	2016	2018	2021	2023	TOTAL
Always I	1	-	-	7.4	-	-	-	-	-	-	-	-	-	0.5
Usually I	2	-	-	13.3	-	-	-	-	-	-	-	-	-	1.0
Equally between me and spouse	3	-	-	30.2	-	-	-	-	-	-	-	-	-	2.2
Usually my spouse	4	-	-	10.3	-	-	-	-	-	-	-	-	-	0.7
Always my spouse	5	-	-	3.1	-	-	-	-	-	-	-	-	-	0.2
Other family member(s)	6	-	-	0.6	-	-	-	-	-	-	-	-	-	0.0
Other(s) not family member	7	-	-	0.1	-	-	-	-	-	-	-	-	-	0.0
DK/NA	-8	-	-	0.1	-	-	-	-	-	-	-	-	-	0.0
IAP	-1	100.0	100.0	34.9	100.0	100.0	100.0	100.0	100.0	100.0	100.0	100.0	100.0	95.3
N		7276	1508	1599	1576	1535	1396	1294	1370	1051	1031	1205	1230	22071

\* SHOW CARD

\*\*\* Keyword: Job, Children, Discipline

**Table 227 (If R's children is 18 or under) My child often fights with family members due to the internet problem**

[Questionnaire] [IF YOU HAVE A CHILD AGED 18 OR UNDER] Please indicate the extent to which you agree or disagree with each of the statements below on your own child(ren)... My child(ren)... Often fights with family members due to the internet problem

[VAR] INTCHL1

RESPONSE	PUNCH	03-07	2008	2009	2010	2011	2012	2013	2014	2016	2018	2021	2023	TOTAL
Strongly agree	1	-	-	-	-	-	1.1	-	-	-	-	-	-	0.1
Somewhat agree	2	-	-	-	-	-	4.4	-	-	-	-	-	-	0.3
Neither, nor	3	-	-	-	-	-	3.4	-	-	-	-	-	-	0.2
Somewhat disagree	4	-	-	-	-	-	7.0	-	-	-	-	-	-	0.4
Strongly disagree	5	-	-	-	-	-	8.7	-	-	-	-	-	-	0.6
DK/NA	-8	-	-	-	-	-	0.1	-	-	-	-	-	-	0.0
IAP	-1	100.0	100.0	100.0	100.0	100.0	75.3	100.0	100.0	100.0	100.0	100.0	100.0	98.4
N		7276	1508	1599	1576	1535	1396	1294	1370	1051	1031	1205	1230	22071

\* SHOW CARD

\*\*\* Keyword: Children, Internet, Family Members

**Table 228 (If R's children is 18 or under) My child, unlike normal times, looks confident and tells what they want to say only when doing the internet**

[Questionnaire] [IF YOU HAVE A CHILD AGED 18 OR UNDER] Please indicate the extent to which you agree or disagree with each of the statements below on your own child(ren)... My child(ren)... Unlike normal times, looks confident and tells what s/he wants to say only when doing the internet

[VAR] INTCHL2

RESPONSE	PUNCH	03-07	2008	2009	2010	2011	2012	2013	2014	2016	2018	2021	2023	TOTAL
Strongly agree	1	-	-	-	-	-	0.7	-	-	-	-	-	-	0.0
Somewhat agree	2	-	-	-	-	-	3.4	-	-	-	-	-	-	0.2
Neither, nor	3	-	-	-	-	-	3.4	-	-	-	-	-	-	0.2
Somewhat disagree	4	-	-	-	-	-	6.5	-	-	-	-	-	-	0.4
Strongly disagree	5	-	-	-	-	-	10.6	-	-	-	-	-	-	0.7
DK/NA	-8	-	-	-	-	-	0.1	-	-	-	-	-	-	0.0
IAP	-1	100.0	100.0	100.0	100.0	100.0	75.3	100.0	100.0	100.0	100.0	100.0	100.0	98.4
N		7276	1508	1599	1576	1535	1396	1294	1370	1051	1031	1205	1230	22071

\* SHOW CARD

\*\*\* Keyword: Children, Internet



**Table 229 (If R's children are 18 or under) My child has changed aggressive (verbally and physically) ever since s/he became indulged in the internet**

[Questionnaire] [IF YOU HAVE A CHILD AGED 18 OR UNDER] Please indicate the extent to which you agree or disagree with each of the statements below on your own child(ren)... My child(ren)... Has changed aggressive (verbally and physically) ever since s/he became indulged in the internet

[VAR] INTCHL3

RESPONSE	PUNCH	03-07	2008	2009	2010	2011	2012	2013	2014	2016	2018	2021	2023	TOTAL
Strongly agree	1	-	-	-	-	-	0.2	-	-	-	-	-	-	0.0
Somewhat agree	2	-	-	-	-	-	1.7	-	-	-	-	-	-	0.1
Neither, nor	3	-	-	-	-	-	2.6	-	-	-	-	-	-	0.2
Somewhat disagree	4	-	-	-	-	-	6.2	-	-	-	-	-	-	0.4
Strongly disagree	5	-	-	-	-	-	13.9	-	-	-	-	-	-	0.9
DK/NA	-8	-	-	-	-	-	0.1	-	-	-	-	-	-	0.0
IAP	-1	100.0	100.0	100.0	100.0	100.0	75.3	100.0	100.0	100.0	100.0	100.0	100.0	98.4
N		7276	1508	1599	1576	1535	1396	1294	1370	1051	1031	1205	1230	22071

\* SHOW CARD

\*\*\* Keyword: Children, Violence, Internet

**Table 230 (If R's children is 18 or under) My child used to be on the internet for more than 4 hours a day without moving in a single spot**

[Questionnaire] [IF YOU HAVE A CHILD AGED 18 OR UNDER] Please indicate the extent to which you agree or disagree with each of the statements below on your own child(ren)... My child(ren)... Used to do the internet for more than 4 hours a day without moving in a single spot

[VAR] INTCHL4

RESPONSE	PUNCH	03-07	2008	2009	2010	2011	2012	2013	2014	2016	2018	2021	2023	TOTAL
Strongly agree	1	-	-	-	-	-	1.1	-	-	-	-	-	-	0.1
Somewhat agree	2	-	-	-	-	-	1.9	-	-	-	-	-	-	0.1
Neither, nor	3	-	-	-	-	-	1.5	-	-	-	-	-	-	0.1
Somewhat disagree	4	-	-	-	-	-	5.6	-	-	-	-	-	-	0.4
Strongly disagree	5	-	-	-	-	-	14.5	-	-	-	-	-	-	0.9
DK/NA	-8	-	-	-	-	-	0.1	-	-	-	-	-	-	0.0
IAP	-1	100.0	100.0	100.0	100.0	100.0	75.3	100.0	100.0	100.0	100.0	100.0	100.0	98.4
N		7276	1508	1599	1576	1535	1396	1294	1370	1051	1031	1205	1230	22071

\* SHOW CARD

\*\*\* Keyword: Children, Internet

**Table 231 (If R's children are 18 or under) My child used to do the internet without meals or rest (even without going to the restroom)**

[Questionnaire] [IF YOU HAVE A CHILD AGED 18 OR UNDER] Please indicate the extent to which you agree or disagree with each of the statements below on your own child(ren)... My child(ren)... Used to do the internet without meals or rest (even without going to the restroom)

[VAR] INTCHL5

RESPONSE	PUNCH	03-07	2008	2009	2010	2011	2012	2013	2014	2016	2018	2021	2023	TOTAL
Strongly agree	1	-	-	-	-	-	0.4	-	-	-	-	-	-	0.0
Somewhat agree	2	-	-	-	-	-	0.6	-	-	-	-	-	-	0.0
Neither, nor	3	-	-	-	-	-	1.4	-	-	-	-	-	-	0.1
Somewhat disagree	4	-	-	-	-	-	5.2	-	-	-	-	-	-	0.3
Strongly disagree	5	-	-	-	-	-	16.8	-	-	-	-	-	-	1.1
DK/NA	-8	-	-	-	-	-	0.1	-	-	-	-	-	-	0.0
IAP	-1	100.0	100.0	100.0	100.0	100.0	75.4	100.0	100.0	100.0	100.0	100.0	100.0	98.4
N		7276	1508	1599	1576	1535	1396	1294	1370	1051	1031	1205	1230	22071

\* SHOW CARD

\*\*\* Keyword: Children, Meal, Rest, Internet

**Table 232 (If R's children is 18 or under) My child is not concerned with people or their reactions due to his/her internet use**

[Questionnaire] [IF YOU HAVE A CHILD AGED 18 OR UNDER] Please indicate the extent to which you agree or disagree with each of the statements below on your own child(ren)... My child(ren)... Is not concerned with nearby people's eyes or reactions due to the internet

[VAR] INTCHL6

RESPONSE	PUNCH	03-07	2008	2009	2010	2011	2012	2013	2014	2016	2018	2021	2023	TOTAL
Strongly agree	1	-	-	-	-	-	0.6	-	-	-	-	-	-	0.0
Somewhat agree	2	-	-	-	-	-	3.5	-	-	-	-	-	-	0.2
Neither, nor	3	-	-	-	-	-	1.9	-	-	-	-	-	-	0.1
Somewhat disagree	4	-	-	-	-	-	5.6	-	-	-	-	-	-	0.4
Strongly disagree	5	-	-	-	-	-	13.1	-	-	-	-	-	-	0.8
DK/NA	-8	-	-	-	-	-	0.1	-	-	-	-	-	-	0.0
IAP	-1	100.0	100.0	100.0	100.0	100.0	75.3	100.0	100.0	100.0	100.0	100.0	100.0	98.4
N		7276	1508	1599	1576	1535	1396	1294	1370	1051	1031	1205	1230	22071

\* SHOW CARD

\*\*\* Keyword: Children, Internet, Indifference



**Table 233 (If R's children are 18 or under) My child used to get irritated or upset when interrupted by other people in the course of doing the internet**

[Questionnaire] [IF YOU HAVE A CHILD AGED 18 OR UNDER] Please indicate the extent to which you agree or disagree with each of the statements below on your own child(ren)... My child(ren)... Used to get irritated or upset when interrupted by other people in the course of doing the internet

[VAR] INTCHL7

RESPONSE	PUNCH	03-07	2008	2009	2010	2011	2012	2013	2014	2016	2018	2021	2023	TOTAL
Strongly agree	1	-	-	-	-	-	0.6	-	-	-	-	-	-	0.0
Somewhat agree	2	-	-	-	-	-	4.3	-	-	-	-	-	-	0.3
Neither, nor	3	-	-	-	-	-	2.4	-	-	-	-	-	-	0.2
Somewhat disagree	4	-	-	-	-	-	5.7	-	-	-	-	-	-	0.4
Strongly disagree	5	-	-	-	-	-	11.6	-	-	-	-	-	-	0.7
DK/NA	-8	-	-	-	-	-	0.1	-	-	-	-	-	-	0.0
IAP	-1	100.0	100.0	100.0	100.0	100.0	75.3	100.0	100.0	100.0	100.0	100.0	100.0	98.4
N		7276	1508	1599	1576	1535	1396	1294	1370	1051	1031	1205	1230	22071

\* SHOW CARD

\*\*\* Keyword: Children, Internet

**Table 234 (If R's children are 18 or under) My child used to do the internet overnight more than an entire day**

[Questionnaire] [IF YOU HAVE A CHILD AGED 18 OR UNDER] Please indicate the extent to which you agree or disagree with each of the statements below on your own child(ren)... My child(ren)... Used to do the internet overnight more than an entire day

[VAR] INTCHL8

RESPONSE	PUNCH	03-07	2008	2009	2010	2011	2012	2013	2014	2016	2018	2021	2023	TOTAL
Strongly agree	1	-	-	-	-	-	0.1	-	-	-	-	-	-	0.0
Somewhat agree	2	-	-	-	-	-	1.2	-	-	-	-	-	-	0.1
Neither, nor	3	-	-	-	-	-	0.8	-	-	-	-	-	-	0.0
Somewhat disagree	4	-	-	-	-	-	3.8	-	-	-	-	-	-	0.2
Strongly disagree	5	-	-	-	-	-	18.7	-	-	-	-	-	-	1.2
DK/NA	-8	-	-	-	-	-	0.1	-	-	-	-	-	-	0.0
IAP	-1	100.0	100.0	100.0	100.0	100.0	75.3	100.0	100.0	100.0	100.0	100.0	100.0	98.4
N		7276	1508	1599	1576	1535	1396	1294	1370	1051	1031	1205	1230	22071

\* SHOW CARD

\*\*\* Keyword: Internet, Children

**Table 235 (If R's children are 18 or under) My child got worse grades in the school due to the internet**

[Questionnaire] [IF YOU HAVE A CHILD AGED 18 OR UNDER] Please indicate the extent to which you agree or disagree with each of the statements below on your own child(ren)... My child(ren)... Got worse grades in the school due to the internet

[VAR] INTCHL9

RESPONSE	PUNCH	03-07	2008	2009	2010	2011	2012	2013	2014	2016	2018	2021	2023	TOTAL
Strongly agree	1	-	-	-	-	-	0.7	-	-	-	-	-	-	0.0
Somewhat agree	2	-	-	-	-	-	2.5	-	-	-	-	-	-	0.2
Neither, nor	3	-	-	-	-	-	2.0	-	-	-	-	-	-	0.1
Somewhat disagree	4	-	-	-	-	-	4.8	-	-	-	-	-	-	0.3
Strongly disagree	5	-	-	-	-	-	14.6	-	-	-	-	-	-	0.9
DK/NA	-8	-	-	-	-	-	0.1	-	-	-	-	-	-	0.0
IAP	-1	100.0	100.0	100.0	100.0	100.0	75.3	100.0	100.0	100.0	100.0	100.0	100.0	98.4
N		7276	1508	1599	1576	1535	1396	1294	1370	1051	1031	1205	1230	22071

\* SHOW CARD

\*\*\* Keyword: Children, Internet

**Table 236 Opinion on older people living together with their adult children**

[Questionnaire] As you realize, older people used to live in the same house with their adult children. Do you think it is desirable or undesirable?

[VAR] COMGEN

RESPONSE	PUNCH	03-07	2008	2009	2010	2011	2012	2013	2014	2016	2018	2021	2023	TOTAL
Desirable	1	-	-	-	-	-	-	57.6	53.8	53.4	-	-	-	9.3
Undesirable	2	-	-	-	-	-	-	23.2	23.3	38.4	-	-	-	4.6
DEPENDS	3	-	-	-	-	-	-	18.4	22.9	7.9	-	-	-	2.9
DK/NA	-8	-	-	-	-	-	-	0.9	0.0	0.3	-	-	-	0.1
IAP	-1	100.0	100.0	100.0	100.0	100.0	100.0	0.0	0.0	0.0	100.0	100.0	100.0	83.2
N		7276	1508	1599	1576	1535	1396	1294	1370	1051	1031	1205	1230	22071

\* SHOW CARD(16)

\*\*\* Keyword: Elderly Parents, Children

**Table 237 Controversy over the death with dignity**

[Questionnaire] When a patient has a disease that cannot be cured, do you think doctors should be allowed by law to end the patient's life by some painless means if the patient and his/her family request it?

[VAR] MERCYDTH

RESPONSE	PUNCH	03-07	2008	2009	2010	2011	2012	2013	2014	2016	2018	2021	2023	TOTAL
Should be allowed	1	-	-	-	-	-	-	73.6	-	-	-	-	-	4.3
Should not be allowed	2	-	-	-	-	-	-	21.7	-	-	-	-	-	1.3
DK/NA	-8	-	-	-	-	-	-	4.6	-	-	-	-	-	0.3
IAP	-1	100.0	100.0	100.0	100.0	100.0	100.0	0.0	100.0	100.0	100.0	100.0	100.0	94.1
N		7276	1508	1599	1576	1535	1396	1294	1370	1051	1031	1205	1230	22071

\*\*\* Keyword: Incurable Disease, Death with Dignity, Family Members, Doctor



**Table 238 Likelihood of being victimized as R walks home at night in the village**

[Questionnaire] How likely do you think you could be victimized when you walk alone during the night in your village?

A score of 0 indicates "Not likely at all", while a score of 10 indicates "Highly likely"

[VAR] TERROR

RESPONSE	PUNCH	03-07	2008	2009	2010	2011	2012	2013	2014	2016	2018	2021	2023	TOTAL
Not likely at all	0	-	-	-	-	-	-	10.4	12.5	11.3	-	-	-	1.9
1	1	-	-	-	-	-	-	9.1	10.6	10.1	-	-	-	1.7
2	2	-	-	-	-	-	-	15.7	14.8	13.9	-	-	-	2.5
3	3	-	-	-	-	-	-	17.3	17.3	11.6	-	-	-	2.6
4	4	-	-	-	-	-	-	8.6	8.0	8.5	-	-	-	1.4
5	5	-	-	-	-	-	-	13.3	14.8	15.7	-	-	-	2.4
6	6	-	-	-	-	-	-	9.1	7.1	7.9	-	-	-	1.4
7	7	-	-	-	-	-	-	7.1	8.5	10.5	-	-	-	1.4
8	8	-	-	-	-	-	-	4.7	3.7	5.3	-	-	-	0.8
9	9	-	-	-	-	-	-	2.7	1.2	2.1	-	-	-	0.3
Highly likely	10	-	-	-	-	-	-	1.9	1.4	3.0	-	-	-	0.3
DK/NA	-8	-	-	-	-	-	-	0.1	0.0	0.1	-	-	-	0.0
IAP	-1	100.0	100.0	100.0	100.0	100.0	100.0	0.0	0.0	0.0	100.0	100.0	100.0	83.2
N		7276	1508	1599	1576	1535	1396	1294	1370	1051	1031	1205	1230	22071

\* SHOW CARD

\*\*\* Keyword: Crime

**Table 239 Marriage is an outdated institution**

[Questionnaire] How much do you agree or disagree with each of the following statements?... Marriage is an outdated institution

[VAR] MARIGOLD

RESPONSE	PUNCH	03-07	2008	2009	2010	2011	2012	2013	2014	2016	2018	2021	2023	TOTAL
Strongly agree	1	-	-	-	-	-	-	-	-	-	2.4	-	-	0.1
Fairly agree	2	-	-	-	-	-	-	-	-	-	2.1	-	-	0.1
Somewhat agree	3	-	-	-	-	-	-	-	-	-	9.7	-	-	0.5
Neither agree nor disagree	4	-	-	-	-	-	-	-	-	-	23.9	-	-	1.1
Somewhat disagree	5	-	-	-	-	-	-	-	-	-	24.2	-	-	1.1
Fairly disagree	6	-	-	-	-	-	-	-	-	-	23.3	-	-	1.1
Strongly disagree	7	-	-	-	-	-	-	-	-	-	14.4	-	-	0.7
DK/NA	-8	-	-	-	-	-	-	-	-	-	0.0	-	-	0.0
IAP	-1	100.0	100.0	100.0	100.0	100.0	100.0	100.0	100.0	100.0	0.0	100.0	100.0	95.3
N		7276	1508	1599	1576	1535	1396	1294	1370	1051	1031	1205	1230	22071

\* SHOW CARD

\*\*\* Keyword: Marriage

**Table 240 Women must have children in order to live a full, complete life**

[Questionnaire] How much do you agree or disagree with each of the following statements?... Women must have children in order to live a full, complete life

[VAR] WOMENCHD

RESPONSE	PUNCH	03-07	2008	2009	2010	2011	2012	2013	2014	2016	2018	2021	2023	TOTAL
Strongly agree	1	-	-	-	-	-	-	-	-	-	9.7	-	-	0.5
Fairly agree	2	-	-	-	-	-	-	-	-	-	12.8	-	-	0.6
Somewhat agree	3	-	-	-	-	-	-	-	-	-	16.0	-	-	0.7
Neither agree nor disagree	4	-	-	-	-	-	-	-	-	-	20.3	-	-	0.9
Somewhat disagree	5	-	-	-	-	-	-	-	-	-	23.8	-	-	1.1
Fairly disagree	6	-	-	-	-	-	-	-	-	-	11.3	-	-	0.5
Strongly disagree	7	-	-	-	-	-	-	-	-	-	6.0	-	-	0.3
DK/NA	-8	-	-	-	-	-	-	-	-	-	0.2	-	-	0.0
IAP	-1	100.0	100.0	100.0	100.0	100.0	100.0	100.0	100.0	100.0	0.0	100.0	100.0	95.3
N		7276	1508	1599	1576	1535	1396	1294	1370	1051	1031	1205	1230	22071

\* SHOW CARD

\*\*\* Keyword: Female, Children

**Table 241 It is okay for a couple in love to cohabit without getting married**

[Questionnaire] How much do you agree or disagree with each of the following statements?... It is okay for a couple in love to cohabit without getting married

[VAR] LOVCOHAB

RESPONSE	PUNCH	03-07	2008	2009	2010	2011	2012	2013	2014	2016	2018	2021	2023	TOTAL
Strongly agree	1	-	-	-	-	-	-	-	-	-	5.1	-	-	0.2
Fairly agree	2	-	-	-	-	-	-	-	-	-	12.7	-	-	0.6
Somewhat agree	3	-	-	-	-	-	-	-	-	-	27.9	-	-	1.3
Neither agree nor disagree	4	-	-	-	-	-	-	-	-	-	18.7	-	-	0.9
Somewhat disagree	5	-	-	-	-	-	-	-	-	-	17.7	-	-	0.8
Fairly disagree	6	-	-	-	-	-	-	-	-	-	11.8	-	-	0.6
Strongly disagree	7	-	-	-	-	-	-	-	-	-	5.7	-	-	0.3
DK/NA	-8	-	-	-	-	-	-	-	-	-	0.3	-	-	0.0
IAP	-1	100.0	100.0	100.0	100.0	100.0	100.0	100.0	100.0	100.0	0.0	100.0	100.0	95.3
N		7276	1508	1599	1576	1535	1396	1294	1370	1051	1031	1205	1230	22071

\* SHOW CARD

\*\*\* Keyword: Marriage, Cohabitation



**Table 242 What women really want are a family and children although they like to work too**

[Questionnaire] How much do you agree or disagree with each of the following statements?... What women really want are a family and children although they like to work too

[VAR] WOMENROL

RESPONSE	PUNCH	03-07	2008	2009	2010	2011	2012	2013	2014	2016	2018	2021	2023	TOTAL
Strongly agree	1	-	-	-	-	-	-	-	-	-	6.6	-	-	0.3
Fairly agree	2	-	-	-	-	-	-	-	-	-	12.2	-	-	0.6
Somewhat agree	3	-	-	-	-	-	-	-	-	-	16.7	-	-	0.8
Neither agree nor disagree	4	-	-	-	-	-	-	-	-	-	23.9	-	-	1.1
Somewhat disagree	5	-	-	-	-	-	-	-	-	-	23.8	-	-	1.1
Fairly disagree	6	-	-	-	-	-	-	-	-	-	10.6	-	-	0.5
Strongly disagree	7	-	-	-	-	-	-	-	-	-	6.1	-	-	0.3
DK/NA	-8	-	-	-	-	-	-	-	-	-	0.1	-	-	0.0
IAP	-1	100.0	100.0	100.0	100.0	100.0	100.0	100.0	100.0	100.0	0.0	100.0	100.0	95.3
N		7276	1508	1599	1576	1535	1396	1294	1370	1051	1031	1205	1230	22071

\* SHOW CARD

\*\*\* Keyword: Female, Job, Family, Children

**Table 243 If a married couple does not want to have a child anymore, they can choose to have an artificial a**

[Questionnaire] How much do you agree or disagree with each of the following statements?... If a married couple does not want to have a child anymore, they can choose to have an artificial abortion

[VAR] MARABORT

RESPONSE	PUNCH	03-07	2008	2009	2010	2011	2012	2013	2014	2016	2018	2021	2023	TOTAL
Strongly agree	1	-	-	-	-	-	-	-	-	-	8.6	-	-	0.4
Fairly agree	2	-	-	-	-	-	-	-	-	-	14.5	-	-	0.7
Somewhat agree	3	-	-	-	-	-	-	-	-	-	22.7	-	-	1.1
Neither agree nor disagree	4	-	-	-	-	-	-	-	-	-	19.5	-	-	0.9
Somewhat disagree	5	-	-	-	-	-	-	-	-	-	16.1	-	-	0.8
Fairly disagree	6	-	-	-	-	-	-	-	-	-	10.8	-	-	0.5
Strongly disagree	7	-	-	-	-	-	-	-	-	-	7.6	-	-	0.4
DK/NA	-8	-	-	-	-	-	-	-	-	-	0.2	-	-	0.0
IAP	-1	100.0	100.0	100.0	100.0	100.0	100.0	100.0	100.0	100.0	0.0	100.0	100.0	95.3
N		7276	1508	1599	1576	1535	1396	1294	1370	1051	1031	1205	1230	22071

\* SHOW CARD

\*\*\* Keyword: Marriage, Couple, Children, Abortion

**Table 244 It is natural for parents to provide financial support for their children when they get married**

[Questionnaire] How much do you agree or disagree with each of the following statements?... It is natural for parents to provide financial support for their children when they get married

[VAR] HLPECONO

RESPONSE	PUNCH	03-07	2008	2009	2010	2011	2012	2013	2014	2016	2018	2021	2023	TOTAL
Strongly agree	1	-	-	-	-	-	-	-	-	-	6.0	-	-	0.3
Fairly agree	2	-	-	-	-	-	-	-	-	-	9.1	-	-	0.4
Somewhat agree	3	-	-	-	-	-	-	-	-	-	28.5	-	-	1.3
Neither agree nor disagree	4	-	-	-	-	-	-	-	-	-	23.7	-	-	1.1
Somewhat disagree	5	-	-	-	-	-	-	-	-	-	17.6	-	-	0.8
Fairly disagree	6	-	-	-	-	-	-	-	-	-	10.6	-	-	0.5
Strongly disagree	7	-	-	-	-	-	-	-	-	-	4.3	-	-	0.2
DK/NA	-8	-	-	-	-	-	-	-	-	-	0.2	-	-	0.0
IAP	-1	100.0	100.0	100.0	100.0	100.0	100.0	100.0	100.0	100.0	0.0	100.0	100.0	95.3
N		7276	1508	1599	1576	1535	1396	1294	1370	1051	1031	1205	1230	22071

\* SHOW CARD

\*\*\* Keyword: Parents, Children, Marriage, Financial Support

**Table 245 Children should follow the thoughts(will) of their parents as much as possible than his own**

[Questionnaire] How much do you agree or disagree with each of the following statements?... Children should follow the thoughts(will) of their parents as much as possible than his own.

[VAR] CHDOBEYP

RESPONSE	PUNCH	03-07	2008	2009	2010	2011	2012	2013	2014	2016	2018	2021	2023	TOTAL
Strongly agree	1	-	-	-	-	-	-	-	-	-	3.0	-	-	0.1
Fairly agree	2	-	-	-	-	-	-	-	-	-	4.3	-	-	0.2
Somewhat agree	3	-	-	-	-	-	-	-	-	-	12.9	-	-	0.6
Neither agree nor disagree	4	-	-	-	-	-	-	-	-	-	17.8	-	-	0.8
Somewhat disagree	5	-	-	-	-	-	-	-	-	-	31.9	-	-	1.5
Fairly disagree	6	-	-	-	-	-	-	-	-	-	21.0	-	-	1.0
Strongly disagree	7	-	-	-	-	-	-	-	-	-	9.0	-	-	0.4
DK/NA	-8	-	-	-	-	-	-	-	-	-	0.1	-	-	0.0
IAP	-1	100.0	100.0	100.0	100.0	100.0	100.0	100.0	100.0	100.0	0.0	100.0	100.0	95.3
N		7276	1508	1599	1576	1535	1396	1294	1370	1051	1031	1205	1230	22071

\* SHOW CARD

\*\*\* Keyword: Parents, Children



**Table 246 The things that husbands and wives should do in family life must be distinguished**

[Questionnaire] How much do you agree or disagree with each of the following statements?... The things that husbands and wives should do in family life must be distinguished

[VAR] HUSBWIFE

RESPONSE	PUNCH	03-07	2008	2009	2010	2011	2012	2013	2014	2016	2018	2021	2023	TOTAL
Strongly agree	1	-	-	-	-	-	-	-	-	-	3.3	-	-	0.2
Fairly agree	2	-	-	-	-	-	-	-	-	-	5.1	-	-	0.2
Somewhat agree	3	-	-	-	-	-	-	-	-	-	14.0	-	-	0.7
Neither agree nor disagree	4	-	-	-	-	-	-	-	-	-	18.4	-	-	0.9
Somewhat disagree	5	-	-	-	-	-	-	-	-	-	26.6	-	-	1.2
Fairly disagree	6	-	-	-	-	-	-	-	-	-	19.4	-	-	0.9
Strongly disagree	7	-	-	-	-	-	-	-	-	-	13.1	-	-	0.6
DK/NA	-8	-	-	-	-	-	-	-	-	-	0.1	-	-	0.0
IAP	-1	100.0	100.0	100.0	100.0	100.0	100.0	100.0	100.0	100.0	0.0	100.0	100.0	95.3
N		7276	1508	1599	1576	1535	1396	1294	1370	1051	1031	1205	1230	22071

\* SHOW CARD

\*\*\* Keyword: Family, Husband, Wife, Job

**Table 247 Plan to get married in the future**

[Questionnaire]I have question for those who have never been married. Do you have a plan to get married in the future?

[VAR] MARFUTUR

RESPONSE	PUNCH	03-07	2008	2009	2010	2011	2012	2013	2014	2016	2018	2021	2023	TOTAL
Yes	1	-	-	-	-	-	-	-	-	-	20.8	-	-	1.0
No	2	-	-	-	-	-	-	-	-	-	8.1	-	-	0.4
DK/NA	-8	-	-	-	-	-	-	-	-	-	21.2	-	-	1.0
IAP	-1	100.0	100.0	100.0	100.0	100.0	100.0	100.0	100.0	100.0	49.8	100.0	100.0	97.7
N		7276	1508	1599	1576	1535	1396	1294	1370	1051	1031	1205	1230	22071

\* SHOW CARD

\*\*\* Keyword: Marriage

**Table 248 The age R wants to get married**

[Questionnaire] (IF YES) Roughly when do you think you will get married?

[VAR] MARFUAGE

RESPONSE	PUNCH	03-07	2008	2009	2010	2011	2012	2013	2014	2016	2018	2021	2023	TOTAL
20-29	1	-	-	-	-	-	-	-	-	-	3.9	-	-	0.2
30-39	2	-	-	-	-	-	-	-	-	-	12.4	-	-	0.6
40-49	3	-	-	-	-	-	-	-	-	-	1.8	-	-	0.1
50-59	4	-	-	-	-	-	-	-	-	-	0.3	-	-	0.0
60 over	5	-	-	-	-	-	-	-	-	-	0.1	-	-	0.0
DK/NA	-8	-	-	-	-	-	-	-	-	-	23.6	-	-	1.1
IAP	-1	100.0	100.0	100.0	100.0	100.0	100.0	100.0	100.0	100.0	57.9	100.0	100.0	98.0
N		7276	1508	1599	1576	1535	1396	1294	1370	1051	1031	1205	1230	22071

\*\*\* Keyword: Marriage, Age

**Table 249 Plan to have children in the future**

[Questionnaire] I have question for those who have never been married or married with no child. Do you have a plan to have children in the future?

[VAR] CHDFUTUR

RESPONSE	PUNCH	03-07	2008	2009	2010	2011	2012	2013	2014	2016	2018	2021	2023	TOTAL
Yes	1	-	-	-	-	-	-	-	-	-	20.4	-	-	1.0
No	2	-	-	-	-	-	-	-	-	-	12.4	-	-	0.6
DK/NA	-8	-	-	-	-	-	-	-	-	-	18.2	-	-	0.8
IAP	-1	100.0	100.0	100.0	100.0	100.0	100.0	100.0	100.0	100.0	49.0	100.0	100.0	97.6
N		7276	1508	1599	1576	1535	1396	1294	1370	1051	1031	1205	1230	22071

\* SHOW CARD

\*\*\* Keyword: Children



**Table 250 The age R wants to have first child**

[Questionnaire] (IF YES) When do you think you will have your first child?

[VAR] CHDFUAGE

RESPONSE	PUNCH	03-07	2008	2009	2010	2011	2012	2013	2014	2016	2018	2021	2023	TOTAL
25 years old	1	-	-	-	-	-	-	-	-	-	0.2	-	-	0.0
28	2	-	-	-	-	-	-	-	-	-	0.4	-	-	0.0
29	3	-	-	-	-	-	-	-	-	-	0.6	-	-	0.0
30	4	-	-	-	-	-	-	-	-	-	2.2	-	-	0.1
31	5	-	-	-	-	-	-	-	-	-	1.8	-	-	0.1
32	6	-	-	-	-	-	-	-	-	-	2.4	-	-	0.1
33	7	-	-	-	-	-	-	-	-	-	2.6	-	-	0.1
34	8	-	-	-	-	-	-	-	-	-	1.6	-	-	0.1
35	9	-	-	-	-	-	-	-	-	-	2.0	-	-	0.1
36	10	-	-	-	-	-	-	-	-	-	0.7	-	-	0.0
37	11	-	-	-	-	-	-	-	-	-	0.7	-	-	0.0
38	12	-	-	-	-	-	-	-	-	-	0.3	-	-	0.0
39	13	-	-	-	-	-	-	-	-	-	0.4	-	-	0.0
40	14	-	-	-	-	-	-	-	-	-	0.4	-	-	0.0
41	15	-	-	-	-	-	-	-	-	-	0.1	-	-	0.0
42	16	-	-	-	-	-	-	-	-	-	0.1	-	-	0.0
43	17	-	-	-	-	-	-	-	-	-	0.4	-	-	0.0
45	18	-	-	-	-	-	-	-	-	-	0.2	-	-	0.0
46	19	-	-	-	-	-	-	-	-	-	0.1	-	-	0.0
48	20	-	-	-	-	-	-	-	-	-	0.7	-	-	0.0
50	21	-	-	-	-	-	-	-	-	-	0.2	-	-	0.0
52	22	-	-	-	-	-	-	-	-	-	0.1	-	-	0.0
DK/NA	-8	-	-	-	-	-	-	-	-	-	20.3	-	-	0.9
IAP	-1	100.0	100.0	100.0	100.0	100.0	100.0	100.0	100.0	100.0	61.5	100.0	100.0	98.2
N		7276	1508	1599	1576	1535	1396	1294	1370	1051	1031	1205	1230	22071

\*\*\* Keyword: Children, Age

**Table 251 Women working after marriage but before having children**

[Questionnaire] PLEASE ANSWER THIS QUESTION IF YOU HAVE EVER HAD CHILDREN. (IF YOU ARE MALE, TELL ME ABOUT YOUR SPOUSE'S EXPERIENCE.) Did you work outside the home full-time, part-time or not at all... After marrying and before you had children?

[VAR] WRKNOKD

RESPONSE	PUNCH	03-07	2008	2009	2010	2011	2012	2013	2014	2016	2018	2021	2023	TOTAL
Worked fulltime	1	6.4	-	-	-	-	-	-	-	-	-	-	-	2.1
Worked part-time	2	1.1	-	-	-	-	-	-	-	-	-	-	-	0.4
Stayed at home	3	5.1	-	-	-	-	-	-	-	-	-	-	-	1.7
DK/NA	-8	0.2	-	-	-	-	-	-	-	-	-	-	-	0.1
IAP	-1	87.1	100.0	100.0	100.0	100.0	100.0	100.0	100.0	100.0	100.0	100.0	100.0	95.8
N		7276	1508	1599	1576	1535	1396	1294	1370	1051	1031	1205	1230	22071

\*\*\* Keyword: Part-time Employment, Children

**Table 252 Women working when a child is under school age**

[Questionnaire] PLEASE ANSWER THIS QUESTION IF YOU HAVE EVER HAD CHILDREN. (IF YOU ARE MALE, TELL ME ABOUT YOUR SPOUSE'S EXPERIENCE.) Did you work outside the home full-time, part-time or not at all... When a child was under school age?

[VAR] WRKBBABY

RESPONSE	PUNCH	03-07	2008	2009	2010	2011	2012	2013	2014	2016	2018	2021	2023	TOTAL
Worked fulltime	1	4.8	-	-	-	-	-	-	-	-	-	-	-	1.6
Worked part-time	2	1.6	-	-	-	-	-	-	-	-	-	-	-	0.5
Stayed at home	3	6.2	-	-	-	-	-	-	-	-	-	-	-	2.0
DK/NA	-8	0.3	-	-	-	-	-	-	-	-	-	-	-	0.1
IAP	-1	87.2	100.0	100.0	100.0	100.0	100.0	100.0	100.0	100.0	100.0	100.0	100.0	95.8
N		7276	1508	1599	1576	1535	1396	1294	1370	1051	1031	1205	1230	22071

\*\*\* Keyword: Part-time Employment, Children

**Table 253 Women working after the youngest child starts school**

[Questionnaire] PLEASE ANSWER THIS QUESTION IF YOU HAVE EVER HAD CHILDREN. (IF YOU ARE MALE, TELL ME ABOUT YOUR SPOUSE'S EXPERIENCE.) Did you work outside the home full-time, part-time or not at all... After the youngest child started school?

[VAR] WRKSCH

RESPONSE	PUNCH	03-07	2008	2009	2010	2011	2012	2013	2014	2016	2018	2021	2023	TOTAL
Worked fulltime	1	4.8	-	-	-	-	-	-	-	-	-	-	-	1.6
Worked part-time	2	1.3	-	-	-	-	-	-	-	-	-	-	-	0.4
Stayed at home	3	3.5	-	-	-	-	-	-	-	-	-	-	-	1.2
DK/NA	-8	0.3	-	-	-	-	-	-	-	-	-	-	-	0.1
IAP	-1	90.1	100.0	100.0	100.0	100.0	100.0	100.0	100.0	100.0	100.0	100.0	100.0	96.7
N		7276	1508	1599	1576	1535	1396	1294	1370	1051	1031	1205	1230	22071

\*\*\* Keyword: Part-time Employment, Children



**Table 254 Women working after the children leave the home**

[Questionnaire] PLEASE ANSWER THIS QUESTION IF YOU HAVE EVER HAD CHILDREN. (IF YOU ARE MALE, TELL ME ABOUT YOUR SPOUSE'S EXPERIENCE.) Did you work outside the home full-time, part-time or not at all... After the children left home?

[VAR] WRKGRWN

RESPONSE	PUNCH	03-07	2008	2009	2010	2011	2012	2013	2014	2016	2018	2021	2023	TOTAL
Worked fulltime	1	1.4	-	-	-	-	-	-	-	-	-	-	-	0.4
Worked part-time	2	0.1	-	-	-	-	-	-	-	-	-	-	-	0.0
Stayed at home	3	0.9	-	-	-	-	-	-	-	-	-	-	-	0.3
DK/NA	-8	0.2	-	-	-	-	-	-	-	-	-	-	-	0.1
IAP	-1	97.5	100.0	100.0	100.0	100.0	100.0	100.0	100.0	100.0	100.0	100.0	100.0	99.2
N		7276	1508	1599	1576	1535	1396	1294	1370	1051	1031	1205	1230	22071

\*\*\* Keyword: Family, Part-time Employment, Children

**Table 255 Controversy over giving preference in hiring and promotion for women**

[Questionnaire] Some people say that because of past discrimination, women should be given preference in hiring and promotion. Others say that such preference in hiring and promotion of women is wrong because it discriminates against men. To what extent do you agree or disagree with the opinion that women should be given preference in hiring and promotion?

[VAR] FEJOBFAFF

RESPONSE	PUNCH	03-07	2008	2009	2010	2011	2012	2013	2014	2016	2018	2021	2023	TOTAL
Strongly agree	1	2.6	-	-	-	-	-	-	-	-	-	-	-	0.9
Somewhat agree	2	5.2	-	-	-	-	-	-	-	-	-	-	-	1.7
Neither agree nor disagree	3	4.4	-	-	-	-	-	-	-	-	-	-	-	1.5
Somewhat disagree	4	4.0	-	-	-	-	-	-	-	-	-	-	-	1.3
Strongly disagree	5	1.3	-	-	-	-	-	-	-	-	-	-	-	0.4
DK/NA	-8	0.5	-	-	-	-	-	-	-	-	-	-	-	0.2
IAP	-1	81.9	100.0	100.0	100.0	100.0	100.0	100.0	100.0	100.0	100.0	100.0	100.0	94.0
N		7276	1508	1599	1576	1535	1396	1294	1370	1051	1031	1205	1230	22071

\*\*\* Keyword: Employment, Promotion, Female, Discrimination

**Table 256 Controversy over the paid maternity leave**

[Questionnaire] To what extent do you agree or disagree...?... Working women should receive paid maternity leave when they have a baby.

[VAR] MAPAID

RESPONSE	PUNCH	03-07	2008	2009	2010	2011	2012	2013	2014	2016	2018	2021	2023	TOTAL
Strongly agree	1	10.2	-	-	-	-	-	-	-	-	-	-	-	3.4
agree	2	6.5	-	-	-	-	-	-	-	-	-	-	-	2.1
Neither agree nor disagree	3	0.9	-	-	-	-	-	-	-	-	-	-	-	0.3
disagree	4	0.3	-	-	-	-	-	-	-	-	-	-	-	0.1
Strongly disagree	5	0.1	-	-	-	-	-	-	-	-	-	-	-	0.0
DK/NA	-8	0.2	-	-	-	-	-	-	-	-	-	-	-	0.0
IAP	-1	81.9	100.0	100.0	100.0	100.0	100.0	100.0	100.0	100.0	100.0	100.0	100.0	94.0
N		7276	1508	1599	1576	1535	1396	1294	1370	1051	1031	1205	1230	22071

\*\*\* Keyword: Female

**Table 257 Controversy over the financial benefits when both of the parents work**

[Questionnaire] To what extent do you agree or disagree...?... Families should receive financial benefits for child care when both parents work.

[VAR] CHLDCARE

RESPONSE	PUNCH	03-07	2008	2009	2010	2011	2012	2013	2014	2016	2018	2021	2023	TOTAL
Strongly agree	1	6.6	-	-	-	-	-	-	-	-	-	-	-	2.2
agree	2	7.6	-	-	-	-	-	-	-	-	-	-	-	2.5
Neither agree nor disagree	3	2.3	-	-	-	-	-	-	-	-	-	-	-	0.7
disagree	4	1.1	-	-	-	-	-	-	-	-	-	-	-	0.4
Strongly disagree	5	0.3	-	-	-	-	-	-	-	-	-	-	-	0.1
DK/NA	-8	0.2	-	-	-	-	-	-	-	-	-	-	-	0.1
IAP	-1	81.9	100.0	100.0	100.0	100.0	100.0	100.0	100.0	100.0	100.0	100.0	100.0	94.0
N		7276	1508	1599	1576	1535	1396	1294	1370	1051	1031	1205	1230	22071

\*\*\* Keyword: Children

**Table 258 Controversy over the legal abortion**

[Questionnaire] To what extent do you agree or disagree...?... A pregnant woman should be able to obtain a legal abortion for any reason whatsoever, if she chooses not to have the baby.

[VAR] ABCHOOSE

RESPONSE	PUNCH	03-07	2008	2009	2010	2011	2012	2013	2014	2016	2018	2021	2023	TOTAL
Strongly agree	1	1.8	-	-	-	-	-	-	-	-	-	-	-	0.6
agree	2	3.9	-	-	-	-	-	-	-	-	-	-	-	1.3
Neither agree nor disagree	3	3.5	-	-	-	-	-	-	-	-	-	-	-	1.1
disagree	4	4.8	-	-	-	-	-	-	-	-	-	-	-	1.6
Strongly disagree	5	3.8	-	-	-	-	-	-	-	-	-	-	-	1.3
DK/NA	-8	0.3	-	-	-	-	-	-	-	-	-	-	-	0.1
IAP	-1	81.9	100.0	100.0	100.0	100.0	100.0	100.0	100.0	100.0	100.0	100.0	100.0	94.0
N		7276	1508	1599	1576	1535	1396	1294	1370	1051	1031	1205	1230	22071

\*\*\* Keyword: Abortion, Children



**Table 259 Happiness in marriage**

[Questionnaire] Taking things all together, how would you describe your marriage? Would you say that your marriage is very happy, or not too happy?

[VAR] HAPMAR

RESPONSE	PUNCH	03-07	2008	2009	2010	2011	2012	2013	2014	2016	2018	2021	2023	TOTAL
Very happy	1	5.8	-	-	-	-	-	-	-	-	-	-	-	1.9
Pretty happy	2	15.4	-	-	-	-	-	-	-	-	-	-	-	5.1
Not too happy	3	2.5	-	-	-	-	-	-	-	-	-	-	-	0.8
DK/NA	-8	0.6	-	-	-	-	-	-	-	-	-	-	-	0.2
IAP	-1	75.7	100.0	100.0	100.0	100.0	100.0	100.0	100.0	100.0	100.0	100.0	100.0	92.0
N		7276	1508	1599	1576	1535	1396	1294	1370	1051	1031	1205	1230	22071

\*\*\* Keyword: Happiness, Marriage

**Table 260 Opinion on increasing foreign aid**

[Questionnaire] The government has announced plans to increase foreign aid by 0.2% (about 4 trillion won) of gross national income by 2020 to keep pace with international trends. What do you think about this?

[VAR] INFORAID

RESPONSE	PUNCH	03-07	2008	2009	2010	2011	2012	2013	2014	2016	2018	2021	2023	TOTAL
Increase more	1	-	-	-	-	-	-	-	-	-	7.4	-	-	0.3
The scale of the increase is appropriate	2	-	-	-	-	-	-	-	-	-	27.9	-	-	1.3
Keep the current level	3	-	-	-	-	-	-	-	-	-	42.2	-	-	2.0
Aid less than the current level	4	-	-	-	-	-	-	-	-	-	13.9	-	-	0.6
Do not give foreign aid at all	5	-	-	-	-	-	-	-	-	-	1.6	-	-	0.1
DK/NA	-8	-	-	-	-	-	-	-	-	-	7.1	-	-	0.3
IAP	-1	100.0	100.0	100.0	100.0	100.0	100.0	100.0	100.0	100.0	0.0	100.0	100.0	95.3
N		7276	1508	1599	1576	1535	1396	1294	1370	1051	1031	1205	1230	22071

\* SHOW CARD

\*\*\* Keyword: Government, Foreign Aid

**Table 261 Number of alive siblings whose ages are 18 and older**

[Questionnaire] I would like to begin with your brothers and sisters. How many adult brothers and/or sisters - I mean brothers or sisters who are age 18 and older- do you have? (I MEAN BROTHERS AND SISTERS WHO ARE STILL ALIVE. PLEASE INCLUDE STEPBROTHERS AND SISTERS, HALF-BROTHERS AND - SISTERS AND ADOPTED BROTHERS AND SISTERS)

[VAR] SIBNUM

RESPONSE	PUNCH	03-07	2008	2009	2010	2011	2012	2013	2014	2016	2018	2021	2023	TOTAL
No	0	1.4	-	-	-	-	-	-	-	-	-	-	-	0.5
1	1	3.5	-	-	-	-	-	-	-	-	-	-	-	1.1
2	2	3.1	-	-	-	-	-	-	-	-	-	-	-	1.0
3	3	3.0	-	-	-	-	-	-	-	-	-	-	-	1.0
4	4	2.7	-	-	-	-	-	-	-	-	-	-	-	0.9
5	5	2.1	-	-	-	-	-	-	-	-	-	-	-	0.7
6	6	1.3	-	-	-	-	-	-	-	-	-	-	-	0.4
7	7	0.7	-	-	-	-	-	-	-	-	-	-	-	0.2
8	8	0.2	-	-	-	-	-	-	-	-	-	-	-	0.1
9	9	0.1	-	-	-	-	-	-	-	-	-	-	-	0.0
10	10	0.0	-	-	-	-	-	-	-	-	-	-	-	0.0
11	11	0.0	-	-	-	-	-	-	-	-	-	-	-	0.0
16	16	0.0	-	-	-	-	-	-	-	-	-	-	-	0.0
DK/NA	-8	0.0	-	-	-	-	-	-	-	-	-	-	-	0.0
IAP	-1	82.0	100.0	100.0	100.0	100.0	100.0	100.0	100.0	100.0	100.0	100.0	100.0	94.1
N		7276	1508	1599	1576	1535	1396	1294	1370	1051	1031	1205	1230	22071

**Table 262 Brother or sister that R has the most contact with**

[Questionnaire] Of your adult brothers and sisters, with whom do you have the most contact?

[VAR] SIBMOST

RESPONSE	PUNCH	03-07	2008	2009	2010	2011	2012	2013	2014	2016	2018	2021	2023	TOTAL
With a brother	1	7.6	-	-	-	-	-	-	-	-	-	-	-	2.5
With a sister	2	8.4	-	-	-	-	-	-	-	-	-	-	-	2.8
I have no contact with any adult brother or sister	3	0.4	-	-	-	-	-	-	-	-	-	-	-	0.1
Equal contact	4	0.2	-	-	-	-	-	-	-	-	-	-	-	0.1
DK/NA	-8	0.1	-	-	-	-	-	-	-	-	-	-	-	0.0
IAP	-1	83.4	100.0	100.0	100.0	100.0	100.0	100.0	100.0	100.0	100.0	100.0	100.0	94.5
N		7276	1508	1599	1576	1535	1396	1294	1370	1051	1031	1205	1230	22071

\*\*\* Keyword: Contact

**Table 263 Frequency of seeing / visiting the brother/sister**

[Questionnaire] How often do you see or visit this brother or sister?

[VAR] SIBVISIT

RESPONSE	PUNCH	03-07	2008	2009	2010	2011	2012	2013	2014	2016	2018	2021	2023	TOTAL
He/she lives in the same household as I do	1	2.4	-	-	-	-	-	-	-	-	-	-	-	0.8
Daily	2	0.8	-	-	-	-	-	-	-	-	-	-	-	0.2
At least several times a week	3	1.1	-	-	-	-	-	-	-	-	-	-	-	0.4
At least once a week	4	1.4	-	-	-	-	-	-	-	-	-	-	-	0.5
At least once a month	5	4.3	-	-	-	-	-	-	-	-	-	-	-	1.4
Several times a year	6	4.0	-	-	-	-	-	-	-	-	-	-	-	1.3
Less often	7	2.1	-	-	-	-	-	-	-	-	-	-	-	0.7
DK/NA	-8	0.0	-	-	-	-	-	-	-	-	-	-	-	0.0
IAP	-1	83.8	100.0	100.0	100.0	100.0	100.0	100.0	100.0	100.0	100.0	100.0	100.0	94.7
N		7276	1508	1599	1576	1535	1396	1294	1370	1051	1031	1205	1230	22071



**Table 264 Frequency of contacting with the brother / sister via telephone, letter, fax, or e-mail**

[Questionnaire] How often do you have any other contact with this brother or sister besides visiting, either by telephone, letter, fax or e-mail?

[VAR] SIBCALL

RESPONSE	PUNCH	03-07	2008	2009	2010	2011	2012	2013	2014	2016	2018	2021	2023	TOTAL
Daily	1	1.8	-	-	-	-	-	-	-	-	-	-	-	0.6
At least several times a week	2	3.0	-	-	-	-	-	-	-	-	-	-	-	1.0
At least once a week	3	2.8	-	-	-	-	-	-	-	-	-	-	-	0.9
At least once a month	4	3.9	-	-	-	-	-	-	-	-	-	-	-	1.3
Several times a year	5	1.5	-	-	-	-	-	-	-	-	-	-	-	0.5
Less often	6	0.5	-	-	-	-	-	-	-	-	-	-	-	0.2
DK/NA	-8	0.2	-	-	-	-	-	-	-	-	-	-	-	0.0
IAP	-1	86.3	100.0	100.0	100.0	100.0	100.0	100.0	100.0	100.0	100.0	100.0	100.0	95.5
N		7276	1508	1599	1576	1535	1396	1294	1370	1051	1031	1205	1230	22071

**Table 265 Number of alive children whose ages are 18 and older**

[Questionnaire] Now some questions about your children who are aged 18 and older. How many children age 18 and older do you have?(I MEAN CHILDREN WHO ARE STILL ALIVE. PLEASE INCLUDE STEP-CHILDREN AND ADOPTED CHILDREN)

[VAR] KIDNUM

RESPONSE	PUNCH	03-07	2008	2009	2010	2011	2012	2013	2014	2016	2018	2021	2023	TOTAL
No	0	10.8	-	-	-	-	-	-	-	-	-	-	-	3.6
1	1	1.4	-	-	-	-	-	-	-	-	-	-	-	0.5
2	2	2.9	-	-	-	-	-	-	-	-	-	-	-	0.9
3	3	1.3	-	-	-	-	-	-	-	-	-	-	-	0.4
4	4	0.9	-	-	-	-	-	-	-	-	-	-	-	0.3
5	5	0.4	-	-	-	-	-	-	-	-	-	-	-	0.1
6	6	0.2	-	-	-	-	-	-	-	-	-	-	-	0.1
7	7	0.1	-	-	-	-	-	-	-	-	-	-	-	0.0
8	8	0.0	-	-	-	-	-	-	-	-	-	-	-	0.0
10	10	0.0	-	-	-	-	-	-	-	-	-	-	-	0.0
IAP	-1	82.0	100.0	100.0	100.0	100.0	100.0	100.0	100.0	100.0	100.0	100.0	100.0	94.1
N		7276	1508	1599	1576	1535	1396	1294	1370	1051	1031	1205	1230	22071

\*\*\* Keyword: Children

**Table 266 The gender of a child that R has the most contact with**

[Questionnaire] Of your children aged 18 and older, with whom do you have the most contact?

[VAR] KIDMOST

RESPONSE	PUNCH	03-07	2008	2009	2010	2011	2012	2013	2014	2016	2018	2021	2023	TOTAL
With a son	1	4.0	-	-	-	-	-	-	-	-	-	-	-	1.3
With a daughter	2	3.0	-	-	-	-	-	-	-	-	-	-	-	1.0
I have no contact with any of my adult children	3	0.0	-	-	-	-	-	-	-	-	-	-	-	0.0
I have equal contacts with them	4	0.2	-	-	-	-	-	-	-	-	-	-	-	0.1
IAP	-1	92.8	100.0	100.0	100.0	100.0	100.0	100.0	100.0	100.0	100.0	100.0	100.0	97.6
N		7276	1508	1599	1576	1535	1396	1294	1370	1051	1031	1205	1230	22071

\*\*\* Keyword: Children, Contact

**Table 267 Frequency of seeing / visiting the son / daughter**

[Questionnaire] How often do you see this son or daughter?

[VAR] KIDVISIT

RESPONSE	PUNCH	03-07	2008	2009	2010	2011	2012	2013	2014	2016	2018	2021	2023	TOTAL
He/she lives in the same household as I do	1	4.7	-	-	-	-	-	-	-	-	-	-	-	1.5
Daily	2	0.3	-	-	-	-	-	-	-	-	-	-	-	0.1
At least several times a week	3	0.3	-	-	-	-	-	-	-	-	-	-	-	0.1
At least once a week	4	0.5	-	-	-	-	-	-	-	-	-	-	-	0.2
At least once a month	5	0.8	-	-	-	-	-	-	-	-	-	-	-	0.2
Several times a year	6	0.5	-	-	-	-	-	-	-	-	-	-	-	0.2
Less often	7	0.1	-	-	-	-	-	-	-	-	-	-	-	0.0
DK/NA	-8	0.0	-	-	-	-	-	-	-	-	-	-	-	0.0
IAP	-1	92.8	100.0	100.0	100.0	100.0	100.0	100.0	100.0	100.0	100.0	100.0	100.0	97.6
N		7276	1508	1599	1576	1535	1396	1294	1370	1051	1031	1205	1230	22071

\*\*\* Keyword: Children

**Table 268 Frequency of contacting with the son / daughter via telephone, letter, fax, or e-mail**

[Questionnaire] How often do you have any other contact with this son or daughter besides visiting, either by telephone, letter, fax or e-mail?

[VAR] KIDCALL

RESPONSE	PUNCH	03-07	2008	2009	2010	2011	2012	2013	2014	2016	2018	2021	2023	TOTAL
Daily	1	0.6	-	-	-	-	-	-	-	-	-	-	-	0.2
At least several times a week	2	0.9	-	-	-	-	-	-	-	-	-	-	-	0.3
At least once a week	3	0.5	-	-	-	-	-	-	-	-	-	-	-	0.2
At least once a month	4	0.4	-	-	-	-	-	-	-	-	-	-	-	0.1
Several times a year	5	0.1	-	-	-	-	-	-	-	-	-	-	-	0.0
Less often	6	0.1	-	-	-	-	-	-	-	-	-	-	-	0.0
DK/NA	-8	0.0	-	-	-	-	-	-	-	-	-	-	-	0.0
IAP	-1	97.4	100.0	100.0	100.0	100.0	100.0	100.0	100.0	100.0	100.0	100.0	100.0	99.2
N		7276	1508	1599	1576	1535	1396	1294	1370	1051	1031	1205	1230	22071

\*\*\* Keyword: Children



**Table 269 Frequency of seeing / visiting R's father**

[Questionnaire] And now some questions about your father. How often do you see or visit your father?

[VAR] PAVISIT1

RESPONSE	PUNCH	03-07	2008	2009	2010	2011	2012	2013	2014	2016	2018	2021	2023	TOTAL
He lives in the same household as I do	1	3.4	-	-	-	-	-	-	-	-	-	-	-	1.1
Daily	2	0.1	-	-	-	-	-	-	-	-	-	-	-	0.0
At least several times a week	3	0.4	-	-	-	-	-	-	-	-	-	-	-	0.1
At least once a week	4	0.7	-	-	-	-	-	-	-	-	-	-	-	0.2
At least once a month	5	1.7	-	-	-	-	-	-	-	-	-	-	-	0.6
Several times a year	6	1.6	-	-	-	-	-	-	-	-	-	-	-	0.5
Less often	7	0.7	-	-	-	-	-	-	-	-	-	-	-	0.2
Never	8	0.1	-	-	-	-	-	-	-	-	-	-	-	0.0
My father is no longer alive	9	9.2	-	-	-	-	-	-	-	-	-	-	-	3.0
I don't know where my father lives	10	0.0	-	-	-	-	-	-	-	-	-	-	-	0.0
DK/NA	-8	0.0	-	-	-	-	-	-	-	-	-	-	-	0.0
IAP	-1	82.0	100.0	100.0	100.0	100.0	100.0	100.0	100.0	100.0	100.0	100.0	100.0	94.1
N		7276	1508	1599	1576	1535	1396	1294	1370	1051	1031	1205	1230	22071

**Table 270 Frequency of contacting with R's father via telephone, letter, fax, or e-mail**

[Questionnaire] And how often do you have any other contact with your father besides visiting, either by telephone, letter, fax or email?

[VAR] PACALL1

RESPONSE	PUNCH	03-07	2008	2009	2010	2011	2012	2013	2014	2016	2018	2021	2023	TOTAL
Daily	1	0.5	-	-	-	-	-	-	-	-	-	-	-	0.2
At least several times a week	2	1.4	-	-	-	-	-	-	-	-	-	-	-	0.5
At least once a week	3	1.4	-	-	-	-	-	-	-	-	-	-	-	0.5
At least once a month	4	1.4	-	-	-	-	-	-	-	-	-	-	-	0.5
Several times a year	5	0.4	-	-	-	-	-	-	-	-	-	-	-	0.1
Less often	6	0.1	-	-	-	-	-	-	-	-	-	-	-	0.0
Never	7	0.2	-	-	-	-	-	-	-	-	-	-	-	0.1
IAP	-1	94.6	100.0	100.0	100.0	100.0	100.0	100.0	100.0	100.0	100.0	100.0	100.0	98.2
N		7276	1508	1599	1576	1535	1396	1294	1370	1051	1031	1205	1230	22071

**Table 271 Frequency of seeing / visiting R's mother**

[Questionnaire] And now some questions about your mother. How often do you see or visit your mother?

[VAR] MAVISIT1

RESPONSE	PUNCH	03-07	2008	2009	2010	2011	2012	2013	2014	2016	2018	2021	2023	TOTAL
She lives in the same household as I do	1	4.5	-	-	-	-	-	-	-	-	-	-	-	1.5
Daily	2	0.4	-	-	-	-	-	-	-	-	-	-	-	0.1
At least several times a week	3	0.7	-	-	-	-	-	-	-	-	-	-	-	0.2
At least once a week	4	1.0	-	-	-	-	-	-	-	-	-	-	-	0.3
At least once a month	5	2.5	-	-	-	-	-	-	-	-	-	-	-	0.8
Several times a year	6	2.3	-	-	-	-	-	-	-	-	-	-	-	0.8
Less often	7	0.9	-	-	-	-	-	-	-	-	-	-	-	0.3
Never	8	0.0	-	-	-	-	-	-	-	-	-	-	-	0.0
My mother is no longer alive	9	5.6	-	-	-	-	-	-	-	-	-	-	-	1.8
I do not know where she lives	10	0.0	-	-	-	-	-	-	-	-	-	-	-	0.0
DK/NA	-8	0.0	-	-	-	-	-	-	-	-	-	-	-	0.0
IAP	-1	82.0	100.0	100.0	100.0	100.0	100.0	100.0	100.0	100.0	100.0	100.0	100.0	94.1
N		7276	1508	1599	1576	1535	1396	1294	1370	1051	1031	1205	1230	22071

**Table 272 Frequency of contacting with R's mother via telephone, letter, fax, or e-mail**

[Questionnaire] And how often do you have any other contact with your mother besides visiting, either by telephone, letter, fax or email?

[VAR] MACALL1

RESPONSE	PUNCH	03-07	2008	2009	2010	2011	2012	2013	2014	2016	2018	2021	2023	TOTAL
Daily	1	1.3	-	-	-	-	-	-	-	-	-	-	-	0.4
At least several times a week	2	2.5	-	-	-	-	-	-	-	-	-	-	-	0.8
At least once a week	3	1.8	-	-	-	-	-	-	-	-	-	-	-	0.6
At least once a month	4	1.6	-	-	-	-	-	-	-	-	-	-	-	0.5
Several times a year	5	0.3	-	-	-	-	-	-	-	-	-	-	-	0.1
Less often	6	0.1	-	-	-	-	-	-	-	-	-	-	-	0.0
Never	7	0.1	-	-	-	-	-	-	-	-	-	-	-	0.0
DK/NA	-8	0.1	-	-	-	-	-	-	-	-	-	-	-	0.0
IAP	-1	92.2	100.0	100.0	100.0	100.0	100.0	100.0	100.0	100.0	100.0	100.0	100.0	97.4
N		7276	1508	1599	1576	1535	1396	1294	1370	1051	1031	1205	1230	22071

**Table 273 Frequency of having contacts with R's paternal uncles or aunts**

[Questionnaire] Now some questions about your contact with other relatives. Please indicate how often you have been in contact with any of the following types of relatives in the last four weeks... Paternal uncles or aunts

[VAR] UAFCONT

RESPONSE	PUNCH	03-07	2008	2009	2010	2011	2012	2013	2014	2016	2018	2021	2023	TOTAL
More than twice in last 4 weeks	1	0.8	-	-	-	-	-	-	-	-	-	-	-	0.3
Once or twice in last 4 weeks	2	3.7	-	-	-	-	-	-	-	-	-	-	-	1.2
Not at all in last 4 weeks	3	9.0	-	-	-	-	-	-	-	-	-	-	-	3.0
DK/NA	-8	0.0	-	-	-	-	-	-	-	-	-	-	-	0.0
IAP	-1	86.4	100.0	100.0	100.0	100.0	100.0	100.0	100.0	100.0	100.0	100.0	100.0	95.5
N		7276	1508	1599	1576	1535	1396	1294	1370	1051	1031	1205	1230	22071

\*\*\* Keyword: Contact



**Table 274 Frequency of having contacts with R's maternal uncles or aunts**

[Questionnaire] Now some questions about your contact with other relatives. Please indicate how often you have been in contact with any of the following types of relatives in the last four weeks... Maternal uncles or aunts

[VAR] UAMCONT

RESPONSE	PUNCH	03-07	2008	2009	2010	2011	2012	2013	2014	2016	2018	2021	2023	TOTAL
More than twice in last 4 weeks	1	0.8	-	-	-	-	-	-	-	-	-	-	-	0.3
Once or twice in last 4 weeks	2	3.5	-	-	-	-	-	-	-	-	-	-	-	1.1
Not at all in last 4 weeks	3	9.5	-	-	-	-	-	-	-	-	-	-	-	3.1
DK/NA	-8	0.0	-	-	-	-	-	-	-	-	-	-	-	0.0
IAP	-1	86.1	100.0	100.0	100.0	100.0	100.0	100.0	100.0	100.0	100.0	100.0	100.0	95.4
N		7276	1508	1599	1576	1535	1396	1294	1370	1051	1031	1205	1230	22071

\*\*\* Keyword: Contact

**Table 275 Frequency of having contacts with R's cousins**

[Questionnaire] Now some questions about your contact with other relatives. Please indicate how often you have been in contact with any of the following types of relatives in the last four weeks... Cousins

[VAR] COUSINS

RESPONSE	PUNCH	03-07	2008	2009	2010	2011	2012	2013	2014	2016	2018	2021	2023	TOTAL
More than twice in last 4 weeks	1	1.0	-	-	-	-	-	-	-	-	-	-	-	0.3
Once or twice in last 4 weeks	2	4.2	-	-	-	-	-	-	-	-	-	-	-	1.4
Not at all in last 4 weeks	3	10.7	-	-	-	-	-	-	-	-	-	-	-	3.5
DK/NA	-8	0.0	-	-	-	-	-	-	-	-	-	-	-	0.0
IAP	-1	84.1	100.0	100.0	100.0	100.0	100.0	100.0	100.0	100.0	100.0	100.0	100.0	94.7
N		7276	1508	1599	1576	1535	1396	1294	1370	1051	1031	1205	1230	22071

\*\*\* Keyword: Contact

**Table 276 Frequency of having contacts with R's parents-in-law**

[Questionnaire] Now some questions about your contact with other relatives. Please indicate how often you have been in contact with any of the following types of relatives in the last four weeks... Parents-in-law

[VAR] PARSLAW

RESPONSE	PUNCH	03-07	2008	2009	2010	2011	2012	2013	2014	2016	2018	2021	2023	TOTAL
More than twice in last 4 weeks	1	2.3	-	-	-	-	-	-	-	-	-	-	-	0.7
Once or twice in last 4 weeks	2	3.4	-	-	-	-	-	-	-	-	-	-	-	1.1
Not at all in last 4 weeks	3	3.2	-	-	-	-	-	-	-	-	-	-	-	1.1
DK/NA	-8	0.0	-	-	-	-	-	-	-	-	-	-	-	0.0
IAP	-1	91.0	100.0	100.0	100.0	100.0	100.0	100.0	100.0	100.0	100.0	100.0	100.0	97.0
N		7276	1508	1599	1576	1535	1396	1294	1370	1051	1031	1205	1230	22071

\*\*\* Keyword: Contact

**Table 277 Frequency of having contacts with R's brothers- or sisters-in-law**

[Questionnaire] Now some questions about your contact with other relatives. Please indicate how often you have been in contact with any of the following types of relatives in the last four weeks... Brothers- or sisters-in-law

[VAR] SIBINLAW

RESPONSE	PUNCH	03-07	2008	2009	2010	2011	2012	2013	2014	2016	2018	2021	2023	TOTAL
More than twice in last 4 weeks	1	2.0	-	-	-	-	-	-	-	-	-	-	-	0.7
Once or twice in last 4 weeks	2	5.2	-	-	-	-	-	-	-	-	-	-	-	1.7
Not at all in last 4 weeks	3	4.9	-	-	-	-	-	-	-	-	-	-	-	1.6
DK/NA	-8	0.0	-	-	-	-	-	-	-	-	-	-	-	0.0
IAP	-1	87.8	100.0	100.0	100.0	100.0	100.0	100.0	100.0	100.0	100.0	100.0	100.0	96.0
N		7276	1508	1599	1576	1535	1396	1294	1370	1051	1031	1205	1230	22071

\*\*\* Keyword: Contact

**Table 278 Frequency of having contacts with R's nieces and nephews**

[Questionnaire] Now some questions about your contact with other relatives. Please indicate how often you have been in contact with any of the following types of relatives in the last four weeks... Nieces and nephews

[VAR] NIECENEP

RESPONSE	PUNCH	03-07	2008	2009	2010	2011	2012	2013	2014	2016	2018	2021	2023	TOTAL
More than twice in last 4 weeks	1	2.1	-	-	-	-	-	-	-	-	-	-	-	0.7
Once or twice in last 4 weeks	2	4.5	-	-	-	-	-	-	-	-	-	-	-	1.5
Not at all in last 4 weeks	3	8.3	-	-	-	-	-	-	-	-	-	-	-	2.7
DK/NA	-8	0.0	-	-	-	-	-	-	-	-	-	-	-	0.0
IAP	-1	85.0	100.0	100.0	100.0	100.0	100.0	100.0	100.0	100.0	100.0	100.0	100.0	95.1
N		7276	1508	1599	1576	1535	1396	1294	1370	1051	1031	1205	1230	22071

\*\*\* Keyword: Contact

**Table 279 Number of close friends at work place**

[Questionnaire] Thinking about people at your work place, how many of them are close friends of yours?

[VAR] COWRKFRD

RESPONSE	PUNCH	03-07	2008	2009	2010	2011	2012	2013	2014	2016	2018	2021	2023	TOTAL
No	1	1.0	-	-	-	-	-	-	-	-	-	-	-	0.3
1-4	2	4.4	-	-	-	-	-	-	-	-	-	-	-	1.5
5-9	3	2.6	-	-	-	-	-	-	-	-	-	-	-	0.9
10-19	4	1.3	-	-	-	-	-	-	-	-	-	-	-	0.4
20-49	5	0.7	-	-	-	-	-	-	-	-	-	-	-	0.2
50-99	6	0.1	-	-	-	-	-	-	-	-	-	-	-	0.0
100 or over	7	0.1	-	-	-	-	-	-	-	-	-	-	-	0.0
DK/NA	-8	0.0	-	-	-	-	-	-	-	-	-	-	-	0.0
IAP	-1	89.9	100.0	100.0	100.0	100.0	100.0	100.0	100.0	100.0	100.0	100.0	100.0	96.7
N		7276	1508	1599	1576	1535	1396	1294	1370	1051	1031	1205	1230	22071

\*\*\* Keyword: Workplace, Colleagues



**Table 280 Number of friends who live in the neighborhood**

[Questionnaire] Thinking now of people who live near you – in your neighbourhood or district: How many of these people are close friends of yours?

[VAR] NEIFRD

RESPONSE	PUNCH	03-07	2008	2009	2010	2011	2012	2013	2014	2016	2018	2021	2023	TOTAL
No	1	4.8	–	–	–	–	–	–	–	–	–	–	–	1.6
1-4	2	6.3	–	–	–	–	–	–	–	–	–	–	–	2.1
5-9	3	3.4	–	–	–	–	–	–	–	–	–	–	–	1.1
10-19	4	2.4	–	–	–	–	–	–	–	–	–	–	–	0.8
20-49	5	0.8	–	–	–	–	–	–	–	–	–	–	–	0.3
50-99	6	0.2	–	–	–	–	–	–	–	–	–	–	–	0.1
100 or over	7	0.1	–	–	–	–	–	–	–	–	–	–	–	0.0
DK/NA	-8	0.0	–	–	–	–	–	–	–	–	–	–	–	0.0
IAP	-1	82.0	100.0	100.0	100.0	100.0	100.0	100.0	100.0	100.0	100.0	100.0	100.0	94.1
N		7276	1508	1599	1576	1535	1396	1294	1370	1051	1031	1205	1230	22071

\*\*\* Keyword: Neighbor

**Table 281 Number of close friends from other connections**

[Questionnaire] How many other close friends do you have – apart from those at work, in your neighbourhood, or family members? Think, for instance, of school friends, friends at club, church, or the like

[VAR] OTHFRD

RESPONSE	PUNCH	03-07	2008	2009	2010	2011	2012	2013	2014	2016	2018	2021	2023	TOTAL
No	1	3.1	–	–	–	–	–	–	–	–	–	–	–	1.0
1-4	2	3.5	–	–	–	–	–	–	–	–	–	–	–	1.2
5-9	3	3.8	–	–	–	–	–	–	–	–	–	–	–	1.3
10-19	4	4.4	–	–	–	–	–	–	–	–	–	–	–	1.5
20-49	5	2.3	–	–	–	–	–	–	–	–	–	–	–	0.8
50-99	6	0.5	–	–	–	–	–	–	–	–	–	–	–	0.2
100 or over	7	0.3	–	–	–	–	–	–	–	–	–	–	–	0.1
DK/NA	-8	0.0	–	–	–	–	–	–	–	–	–	–	–	0.0
IAP	-1	82.0	100.0	100.0	100.0	100.0	100.0	100.0	100.0	100.0	100.0	100.0	100.0	94.1
N		7276	1508	1599	1576	1535	1396	1294	1370	1051	1031	1205	1230	22071

\*\*\* Keyword: Workplace, Club, Alumnus

**Table 282 A person who R feels the closest (aside from the partner)**

[Questionnaire] Now think about your best friend (but not your partner), who is the friend you feel closest to?

[VAR] BESTFRD

RESPONSE	PUNCH	03-07	2008	2009	2010	2011	2012	2013	2014	2016	2018	2021	2023	TOTAL
A male relative	1	2.3	–	–	–	–	–	–	–	–	–	–	–	0.7
A female relative	2	3.1	–	–	–	–	–	–	–	–	–	–	–	1.0
A man who is not a relative	3	6.4	–	–	–	–	–	–	–	–	–	–	–	2.1
A woman who is not a relative	4	5.3	–	–	–	–	–	–	–	–	–	–	–	1.7
I DON'T HAVE A CLOSE FRIEND	5	0.9	–	–	–	–	–	–	–	–	–	–	–	0.3
DK/NA	-8	0.1	–	–	–	–	–	–	–	–	–	–	–	0.0
IAP	-1	82.0	100.0	100.0	100.0	100.0	100.0	100.0	100.0	100.0	100.0	100.0	100.0	94.1
N		7276	1508	1599	1576	1535	1396	1294	1370	1051	1031	1205	1230	22071

**Table 283 Frequency of seeing / visiting the closest friend**

[Questionnaire] How often do you see or visit this friend?

[VAR] BSTVISIT

RESPONSE	PUNCH	03-07	2008	2009	2010	2011	2012	2013	2014	2016	2018	2021	2023	TOTAL
He/she lives in the same household as I do	1	0.8	–	–	–	–	–	–	–	–	–	–	–	0.3
Daily	2	3.7	–	–	–	–	–	–	–	–	–	–	–	1.2
At least several times a week	3	4.2	–	–	–	–	–	–	–	–	–	–	–	1.4
At least once a week	4	2.6	–	–	–	–	–	–	–	–	–	–	–	0.9
At least once a month	5	3.6	–	–	–	–	–	–	–	–	–	–	–	1.2
Several times a year	6	1.6	–	–	–	–	–	–	–	–	–	–	–	0.5
Less often	7	0.5	–	–	–	–	–	–	–	–	–	–	–	0.2
Never	8	0.1	–	–	–	–	–	–	–	–	–	–	–	0.0
DK/NA	-8	0.0	–	–	–	–	–	–	–	–	–	–	–	0.0
IAP	-1	82.9	100.0	100.0	100.0	100.0	100.0	100.0	100.0	100.0	100.0	100.0	100.0	94.4
N		7276	1508	1599	1576	1535	1396	1294	1370	1051	1031	1205	1230	22071

**Table 284 Frequency of contacting with the best friend via telephone, letter, fax, or e-mail**

[Questionnaire] And how often do you have any other contact with this friend besides visiting, either by telephone, letter, fax or email?

[VAR] BSTCALL

RESPONSE	PUNCH	03-07	2008	2009	2010	2011	2012	2013	2014	2016	2018	2021	2023	TOTAL
Daily	1	4.2	–	–	–	–	–	–	–	–	–	–	–	1.4
At least several times a week	2	5.8	–	–	–	–	–	–	–	–	–	–	–	1.9
At least once a week	3	2.7	–	–	–	–	–	–	–	–	–	–	–	0.9
At least once a month	4	2.2	–	–	–	–	–	–	–	–	–	–	–	0.7
Several times a year	5	0.6	–	–	–	–	–	–	–	–	–	–	–	0.2
Several times a year	6	0.2	–	–	–	–	–	–	–	–	–	–	–	0.1
Never	7	0.5	–	–	–	–	–	–	–	–	–	–	–	0.2
DK/NA	-8	0.1	–	–	–	–	–	–	–	–	–	–	–	0.0
IAP	-1	83.7	100.0	100.0	100.0	100.0	100.0	100.0	100.0	100.0	100.0	100.0	100.0	94.6
N		7276	1508	1599	1576	1535	1396	1294	1370	1051	1031	1205	1230	22071



**Table 285 Average number of people whom R makes contacts with per day**

[Questionnaire] On average, about how many persons a day do you make contact with in a typical day(on the one-on-one basis, including all those who you say hello, chat, talk, or discuss matters with, whether you do it face-to-face, by telephone, or on the internet, and whether you personally know the person or not)?

[VAR] CONTACT

RESPONSE	PUNCH	03-07	2008	2009	2010	2011	2012	2013	2014	2016	2018	2021	2023	TOTAL
0-4 persons	1	4.2	-	-	-	-	-	-	-	-	-	-	-	1.4
5-9	2	5.0	-	-	-	-	-	-	-	-	-	-	-	1.6
10-19	3	4.3	-	-	-	-	-	-	-	-	-	-	-	1.4
20-49	4	2.8	-	-	-	-	-	-	-	-	-	-	-	0.9
50-99	5	1.1	-	-	-	-	-	-	-	-	-	-	-	0.4
More than 100	6	0.5	-	-	-	-	-	-	-	-	-	-	-	0.1
DK/NA	-8	0.2	-	-	-	-	-	-	-	-	-	-	-	0.1
IAP	-1	82.0	100.0	100.0	100.0	100.0	100.0	100.0	100.0	100.0	100.0	100.0	100.0	94.1
N		7276	1508	1599	1576	1535	1396	1294	1370	1051	1031	1205	1230	22071

\*\*\* Keyword: Contact, Internet

**Table 286 First person who R would ask for help when sick**

[Questionnaire] Now I would like to ask you to whom you would ask for help in the following situations that anyone could find herself or himself in. Choose two persons in order. (WRITE DOWN THE CODE NUMBER FROM THE BOX BELOW)... If you had the flu and needed help around the house, with sopping and so on... First

[VAR] SICK1

RESPONSE	PUNCH	03-07	2008	2009	2010	2011	2012	2013	2014	2016	2018	2021	2023	TOTAL
no one	0	0.5	-	-	-	-	-	-	-	-	-	-	-	0.2
husband, wife, partner	1	7.8	-	-	-	-	-	-	-	-	-	-	-	2.6
father	2	0.2	-	-	-	-	-	-	-	-	-	-	-	0.1
mother	3	3.4	-	-	-	-	-	-	-	-	-	-	-	1.1
father-in-law	4	0.0	-	-	-	-	-	-	-	-	-	-	-	0.0
mother-in-law	5	0.4	-	-	-	-	-	-	-	-	-	-	-	0.1
daughter	6	1.3	-	-	-	-	-	-	-	-	-	-	-	0.4
daughter-in-law	7	0.4	-	-	-	-	-	-	-	-	-	-	-	0.1
son	8	0.5	-	-	-	-	-	-	-	-	-	-	-	0.2
son-in-law	9	0.0	-	-	-	-	-	-	-	-	-	-	-	0.0
brother	10	0.2	-	-	-	-	-	-	-	-	-	-	-	0.1
sister	11	1.1	-	-	-	-	-	-	-	-	-	-	-	0.3
brother-in-law	12	0.1	-	-	-	-	-	-	-	-	-	-	-	0.0
sister-in-law	13	0.1	-	-	-	-	-	-	-	-	-	-	-	0.0
other blood relative	14	0.2	-	-	-	-	-	-	-	-	-	-	-	0.1
other in-law relative	15	0.0	-	-	-	-	-	-	-	-	-	-	-	0.0
close friend	16	1.2	-	-	-	-	-	-	-	-	-	-	-	0.4
neighbor	17	0.5	-	-	-	-	-	-	-	-	-	-	-	0.2
someone you work with	18	0.1	-	-	-	-	-	-	-	-	-	-	-	0.0
someone you pay to help	19	0.0	-	-	-	-	-	-	-	-	-	-	-	0.0
someone at a social service agency	20	0.0	-	-	-	-	-	-	-	-	-	-	-	0.0
priest or member of the clergy	21	0.0	-	-	-	-	-	-	-	-	-	-	-	0.0
OTHER	29	0.0	-	-	-	-	-	-	-	-	-	-	-	0.0
Boy or girl friend	32	0.1	-	-	-	-	-	-	-	-	-	-	-	0.0
Former hus/wife or someone related to	35	0.0	-	-	-	-	-	-	-	-	-	-	-	0.0
DK/NA	-8	0.1	-	-	-	-	-	-	-	-	-	-	-	0.0
IAP	-1	81.9	100.0	100.0	100.0	100.0	100.0	100.0	100.0	100.0	100.0	100.0	100.0	94.0
N		7276	1508	1599	1576	1535	1396	1294	1370	1051	1031	1205	1230	22071

\*\*\* Keyword: Meal, Job



**Table 287 Second person who R would ask for help when sick**

[Questionnaire] Now I would like to ask you to whom you would ask for help in the following situations that anyone could find herself or himself in. Choose two person in order. (WRITE DOWN THE CODE NUMBER FROM THE BOX BELOW)... If you had the flu and needed help around the house, with sopping and so on... Second

[VAR] SICK2

RESPONSE	PUNCH	03-07	2008	2009	2010	2011	2012	2013	2014	2016	2018	2021	2023	TOTAL
no one	0	1.3	-	-	-	-	-	-	-	-	-	-	-	0.4
husband, wife, partner	1	1.0	-	-	-	-	-	-	-	-	-	-	-	0.3
father	2	0.9	-	-	-	-	-	-	-	-	-	-	-	0.3
mother	3	2.0	-	-	-	-	-	-	-	-	-	-	-	0.7
father-in-law	4	0.0	-	-	-	-	-	-	-	-	-	-	-	0.0
mother-in-law	5	0.5	-	-	-	-	-	-	-	-	-	-	-	0.2
daughter	6	2.2	-	-	-	-	-	-	-	-	-	-	-	0.7
daughter-in-law	7	0.4	-	-	-	-	-	-	-	-	-	-	-	0.1
son	8	1.8	-	-	-	-	-	-	-	-	-	-	-	0.6
son-in-law	9	0.0	-	-	-	-	-	-	-	-	-	-	-	0.0
brother	10	1.1	-	-	-	-	-	-	-	-	-	-	-	0.4
sister	11	1.8	-	-	-	-	-	-	-	-	-	-	-	0.6
brother-in-law	12	0.0	-	-	-	-	-	-	-	-	-	-	-	0.0
sister-in-law	13	0.3	-	-	-	-	-	-	-	-	-	-	-	0.1
other blood relative	14	0.3	-	-	-	-	-	-	-	-	-	-	-	0.1
other in-law relative	15	0.1	-	-	-	-	-	-	-	-	-	-	-	0.0
close friend	16	2.4	-	-	-	-	-	-	-	-	-	-	-	0.8
neighbor	17	1.1	-	-	-	-	-	-	-	-	-	-	-	0.4
someone you work with	18	0.2	-	-	-	-	-	-	-	-	-	-	-	0.1
someone you pay to help	19	0.0	-	-	-	-	-	-	-	-	-	-	-	0.0
someone at a social service agency	20	0.1	-	-	-	-	-	-	-	-	-	-	-	0.0
priest or member of the clergy	21	0.0	-	-	-	-	-	-	-	-	-	-	-	0.0
employer	22	0.0	-	-	-	-	-	-	-	-	-	-	-	0.0
government or public service agency	23	0.0	-	-	-	-	-	-	-	-	-	-	-	0.0
A self-help group	28	0.0	-	-	-	-	-	-	-	-	-	-	-	0.0
OTHER	29	0.0	-	-	-	-	-	-	-	-	-	-	-	0.0
Emergency call	30	0.0	-	-	-	-	-	-	-	-	-	-	-	0.0
Boy or girl friend	32	0.0	-	-	-	-	-	-	-	-	-	-	-	0.0
Former hus/wife or someone related to	35	0.0	-	-	-	-	-	-	-	-	-	-	-	0.0
DK/NA	-8	0.2	-	-	-	-	-	-	-	-	-	-	-	0.1
IAP	-1	82.0	100.0	100.0	100.0	100.0	100.0	100.0	100.0	100.0	100.0	100.0	100.0	94.1
N		7276	1508	1599	1576	1535	1396	1294	1370	1051	1031	1205	1230	22071

\*\*\* Keyword: Meal, Job

**Table 288 First person who R would ask for help when R needs to borrow large sum of money**

[Questionnaire] Now I would like to ask you to whom you would ask for help in the following situations that anyone could find herself or himself in. Choose two persons in order. (WRITE DOWN THE CODE NUMBER FROM THE BOX BELOW)... If you need to borrow a large sum of money... First

[VAR] BORROW1

RESPONSE	PUNCH	03-07	2008	2009	2010	2011	2012	2013	2014	2016	2018	2021	2023	TOTAL
no one	0	1.0	-	-	-	-	-	-	-	-	-	-	-	0.3
husband, wife, partner	1	1.6	-	-	-	-	-	-	-	-	-	-	-	0.5
father	2	1.7	-	-	-	-	-	-	-	-	-	-	-	0.6
mother	3	2.0	-	-	-	-	-	-	-	-	-	-	-	0.7
father-in-law	4	0.2	-	-	-	-	-	-	-	-	-	-	-	0.0
mother-in-law	5	0.1	-	-	-	-	-	-	-	-	-	-	-	0.0
daughter	6	0.3	-	-	-	-	-	-	-	-	-	-	-	0.1
daughter-in-law	7	0.0	-	-	-	-	-	-	-	-	-	-	-	0.0
son	8	1.1	-	-	-	-	-	-	-	-	-	-	-	0.4
son-in-law	9	0.0	-	-	-	-	-	-	-	-	-	-	-	0.0
brother	10	1.3	-	-	-	-	-	-	-	-	-	-	-	0.4
sister	11	1.6	-	-	-	-	-	-	-	-	-	-	-	0.5
brother-in-law	12	0.2	-	-	-	-	-	-	-	-	-	-	-	0.1
sister-in-law	13	0.2	-	-	-	-	-	-	-	-	-	-	-	0.1
other blood relative	14	0.4	-	-	-	-	-	-	-	-	-	-	-	0.1
other in-law relative	15	0.1	-	-	-	-	-	-	-	-	-	-	-	0.0
close friend	16	3.0	-	-	-	-	-	-	-	-	-	-	-	1.0
neighbor	17	0.5	-	-	-	-	-	-	-	-	-	-	-	0.2
someone you work with	18	0.3	-	-	-	-	-	-	-	-	-	-	-	0.1
someone you pay to help	19	0.0	-	-	-	-	-	-	-	-	-	-	-	0.0
someone at a social service agency	20	0.0	-	-	-	-	-	-	-	-	-	-	-	0.0
priest or member of the clergy	21	0.1	-	-	-	-	-	-	-	-	-	-	-	0.0
employer	22	0.0	-	-	-	-	-	-	-	-	-	-	-	0.0
government or public service agency	23	0.0	-	-	-	-	-	-	-	-	-	-	-	0.0
A bank or credit union	24	2.3	-	-	-	-	-	-	-	-	-	-	-	0.7
A private money lender	25	0.1	-	-	-	-	-	-	-	-	-	-	-	0.0
A self-help group	28	0.0	-	-	-	-	-	-	-	-	-	-	-	0.0
OTHER	29	0.0	-	-	-	-	-	-	-	-	-	-	-	0.0
Boy or girl friend	32	0.0	-	-	-	-	-	-	-	-	-	-	-	0.0
Acquaintance who is older than R	33	0.0	-	-	-	-	-	-	-	-	-	-	-	0.0
Former hus/wife or someone related to	35	0.0	-	-	-	-	-	-	-	-	-	-	-	0.0
DK/NA	-8	0.0	-	-	-	-	-	-	-	-	-	-	-	0.0
IAP	-1	82.0	100.0	100.0	100.0	100.0	100.0	100.0	100.0	100.0	100.0	100.0	100.0	94.1
N		7276	1508	1599	1576	1535	1396	1294	1370	1051	1031	1205	1230	22071

\*\*\* Keyword: Money



**Table 289 Second person who R would ask for help when R needs to borrow large sum of money**

[Questionnaire] Now I would like to ask you to whom you would ask for help in the following situations that anyone could find herself or himself in. Choose two persons in order. (WRITE DOWN THE CODE NUMBER FROM THE BOX BELOW)... If you needed to borrow a large sum of money... Second

[VAR] BORROW2

RESPONSE	PUNCH	03-07	2008	2009	2010	2011	2012	2013	2014	2016	2018	2021	2023	TOTAL
no one	0	2.5	-	-	-	-	-	-	-	-	-	-	-	0.8
husband, wife, partner	1	0.2	-	-	-	-	-	-	-	-	-	-	-	0.1
father	2	1.3	-	-	-	-	-	-	-	-	-	-	-	0.4
mother	3	1.5	-	-	-	-	-	-	-	-	-	-	-	0.5
father-in-law	4	0.3	-	-	-	-	-	-	-	-	-	-	-	0.1
mother-in-law	5	0.3	-	-	-	-	-	-	-	-	-	-	-	0.1
daughter	6	0.7	-	-	-	-	-	-	-	-	-	-	-	0.2
daughter-in-law	7	0.1	-	-	-	-	-	-	-	-	-	-	-	0.0
son	8	0.5	-	-	-	-	-	-	-	-	-	-	-	0.2
son-in-law	9	0.0	-	-	-	-	-	-	-	-	-	-	-	0.0
brother	10	1.7	-	-	-	-	-	-	-	-	-	-	-	0.6
sister	11	1.8	-	-	-	-	-	-	-	-	-	-	-	0.6
brother-in-law	12	0.5	-	-	-	-	-	-	-	-	-	-	-	0.2
sister-in-law	13	0.4	-	-	-	-	-	-	-	-	-	-	-	0.1
other blood relative	14	0.4	-	-	-	-	-	-	-	-	-	-	-	0.1
other in-law relative	15	0.1	-	-	-	-	-	-	-	-	-	-	-	0.0
close friend	16	3.0	-	-	-	-	-	-	-	-	-	-	-	1.0
neighbor	17	0.6	-	-	-	-	-	-	-	-	-	-	-	0.2
someone you work with	18	0.5	-	-	-	-	-	-	-	-	-	-	-	0.2
someone you pay to help	19	0.0	-	-	-	-	-	-	-	-	-	-	-	0.0
someone at a social service agency	20	0.0	-	-	-	-	-	-	-	-	-	-	-	0.0
priest or member of the clergy	21	0.0	-	-	-	-	-	-	-	-	-	-	-	0.0
employer	22	0.1	-	-	-	-	-	-	-	-	-	-	-	0.0
government or public service agency	23	0.1	-	-	-	-	-	-	-	-	-	-	-	0.0
A bank or credit union	24	1.2	-	-	-	-	-	-	-	-	-	-	-	0.4
A private money lender	25	0.0	-	-	-	-	-	-	-	-	-	-	-	0.0
A self-help group	28	0.0	-	-	-	-	-	-	-	-	-	-	-	0.0
OTHER	29	0.0	-	-	-	-	-	-	-	-	-	-	-	0.0
Boy or girl friend	32	0.0	-	-	-	-	-	-	-	-	-	-	-	0.0
Acquaintance who is older than R	33	0.0	-	-	-	-	-	-	-	-	-	-	-	0.0
Acquaintance who is younger than R	34	0.0	-	-	-	-	-	-	-	-	-	-	-	0.0
DK/NA	-8	0.1	-	-	-	-	-	-	-	-	-	-	-	0.0
IAP	-1	82.0	100.0	100.0	100.0	100.0	100.0	100.0	100.0	100.0	100.0	100.0	100.0	94.1
N		7276	1508	1599	1576	1535	1396	1294	1370	1051	1031	1205	1230	22071

\*\*\* Keyword: Money

**Table 290 First person who R would ask for help when depressed**

[Questionnaire] Now I would like to ask you to whom you would ask for help in the following situations that anyone could find herself or himself in. Choose two persons in order. (WRITE DOWN THE CODE NUMBER FROM THE BOX BELOW)... If you felt just a bit down or depressed, and you wanted to talk about it... First

[VAR] DOWN1

RESPONSE	PUNCH	03-07	2008	2009	2010	2011	2012	2013	2014	2016	2018	2021	2023	TOTAL
no one	0	0.7	-	-	-	-	-	-	-	-	-	-	-	0.2
husband, wife, partner	1	3.7	-	-	-	-	-	-	-	-	-	-	-	1.2
father	2	0.0	-	-	-	-	-	-	-	-	-	-	-	0.0
mother	3	0.5	-	-	-	-	-	-	-	-	-	-	-	0.2
father-in-law	4	0.0	-	-	-	-	-	-	-	-	-	-	-	0.0
mother-in-law	5	0.0	-	-	-	-	-	-	-	-	-	-	-	0.0
daughter	6	0.4	-	-	-	-	-	-	-	-	-	-	-	0.1
daughter-in-law	7	0.0	-	-	-	-	-	-	-	-	-	-	-	0.0
son	8	0.3	-	-	-	-	-	-	-	-	-	-	-	0.1
son-in-law	9	0.0	-	-	-	-	-	-	-	-	-	-	-	0.0
brother	10	0.3	-	-	-	-	-	-	-	-	-	-	-	0.1
sister	11	1.2	-	-	-	-	-	-	-	-	-	-	-	0.4
brother-in-law	12	0.0	-	-	-	-	-	-	-	-	-	-	-	0.0
sister-in-law	13	0.1	-	-	-	-	-	-	-	-	-	-	-	0.0
other blood relative	14	0.1	-	-	-	-	-	-	-	-	-	-	-	0.0
other in-law relative	15	0.1	-	-	-	-	-	-	-	-	-	-	-	0.0
close friend	16	8.9	-	-	-	-	-	-	-	-	-	-	-	2.9
neighbor	17	0.8	-	-	-	-	-	-	-	-	-	-	-	0.3
someone you work with	18	0.4	-	-	-	-	-	-	-	-	-	-	-	0.1
someone you pay to help	19	0.0	-	-	-	-	-	-	-	-	-	-	-	0.0
someone at a social service agency	20	0.0	-	-	-	-	-	-	-	-	-	-	-	0.0
priest or member of the clergy	21	0.2	-	-	-	-	-	-	-	-	-	-	-	0.1
A self-help group	28	0.0	-	-	-	-	-	-	-	-	-	-	-	0.0
OTHER	29	0.0	-	-	-	-	-	-	-	-	-	-	-	0.0
Boy or girl friend	32	0.1	-	-	-	-	-	-	-	-	-	-	-	0.0
Acquaintance who is older than R	33	0.0	-	-	-	-	-	-	-	-	-	-	-	0.0
Acquaintance who is younger than R	34	0.0	-	-	-	-	-	-	-	-	-	-	-	0.0
DK/NA	-8	0.1	-	-	-	-	-	-	-	-	-	-	-	0.0
IAP	-1	82.0	100.0	100.0	100.0	100.0	100.0	100.0	100.0	100.0	100.0	100.0	100.0	94.1
N		7276	1508	1599	1576	1535	1396	1294	1370	1051	1031	1205	1230	22071

\*\*\* Keyword: Depression



**Table 291 Second person who R would ask for help when depressed**

[Questionnaire] Now I would like to ask you to whom you would ask for help in the following situations that anyone could find herself or himself in. Choose two persons in order. (WRITE DOWN THE CODE NUMBER FROM THE BOX BELOW)... If you felt just a bit down or depressed, and you wanted to talk about it... Second

[VAR] DOWN2

RESPONSE	PUNCH	03-07	2008	2009	2010	2011	2012	2013	2014	2016	2018	2021	2023	TOTAL
no one	0	2.4	-	-	-	-	-	-	-	-	-	-	-	0.8
husband, wife, partner	1	1.6	-	-	-	-	-	-	-	-	-	-	-	0.5
father	2	0.2	-	-	-	-	-	-	-	-	-	-	-	0.1
mother	3	1.4	-	-	-	-	-	-	-	-	-	-	-	0.5
father-in-law	4	0.0	-	-	-	-	-	-	-	-	-	-	-	0.0
mother-in-law	5	0.0	-	-	-	-	-	-	-	-	-	-	-	0.0
daughter	6	0.8	-	-	-	-	-	-	-	-	-	-	-	0.3
daughter-in-law	7	0.1	-	-	-	-	-	-	-	-	-	-	-	0.0
son	8	0.6	-	-	-	-	-	-	-	-	-	-	-	0.2
son-in-law	9	0.0	-	-	-	-	-	-	-	-	-	-	-	0.0
brother	10	1.2	-	-	-	-	-	-	-	-	-	-	-	0.4
sister	11	1.9	-	-	-	-	-	-	-	-	-	-	-	0.6
brother-in-law	12	0.2	-	-	-	-	-	-	-	-	-	-	-	0.1
sister-in-law	13	0.1	-	-	-	-	-	-	-	-	-	-	-	0.0
other blood relative	14	0.4	-	-	-	-	-	-	-	-	-	-	-	0.1
other in-law relative	15	0.2	-	-	-	-	-	-	-	-	-	-	-	0.0
close friend	16	3.7	-	-	-	-	-	-	-	-	-	-	-	1.2
neighbor	17	1.3	-	-	-	-	-	-	-	-	-	-	-	0.4
someone you work with	18	1.3	-	-	-	-	-	-	-	-	-	-	-	0.4
someone you pay to help	19	0.0	-	-	-	-	-	-	-	-	-	-	-	0.0
someone at a social service agency	20	0.0	-	-	-	-	-	-	-	-	-	-	-	0.0
priest or member of the clergy	21	0.2	-	-	-	-	-	-	-	-	-	-	-	0.1
employer	22	0.0	-	-	-	-	-	-	-	-	-	-	-	0.0
government or public service agency	23	0.0	-	-	-	-	-	-	-	-	-	-	-	0.0
A bank or credit union	24	0.0	-	-	-	-	-	-	-	-	-	-	-	0.0
A private money lender	25	0.0	-	-	-	-	-	-	-	-	-	-	-	0.0
Family doctor	26	0.0	-	-	-	-	-	-	-	-	-	-	-	0.0
A psychologist or another professional counselor	27	0.1	-	-	-	-	-	-	-	-	-	-	-	0.0
A self-help group	28	0.1	-	-	-	-	-	-	-	-	-	-	-	0.0
OTHER	29	0.0	-	-	-	-	-	-	-	-	-	-	-	0.0
Boy or girl friend	32	0.1	-	-	-	-	-	-	-	-	-	-	-	0.0
Acquaintance who is older than R	33	0.1	-	-	-	-	-	-	-	-	-	-	-	0.0
Acquaintance who is younger than R	34	0.0	-	-	-	-	-	-	-	-	-	-	-	0.0
DK/NA	-8	0.1	-	-	-	-	-	-	-	-	-	-	-	0.0
IAP	-1	82.0	100.0	100.0	100.0	100.0	100.0	100.0	100.0	100.0	100.0	100.0	100.0	94.1
N		7276	1508	1599	1576	1535	1396	1294	1370	1051	1031	1205	1230	22071

\*\*\* Keyword: Depression

**Table 292 Frequency of helping others with housework and grocery shopping**

[Questionnaire] During the past 12 months, how often have you done any of the following things for people you know personally, such as relatives, friends, neighbours or other acquaintances?... Helped someone outside of your household with housework or shopping

[VAR] HELPHWRK

RESPONSE	PUNCH	03-07	2008	2009	2010	2011	2012	2013	2014	2016	2018	2021	2023	TOTAL
Not at all in the past year	0	5.8	-	-	-	-	-	-	-	-	-	-	-	1.9
More than once a week	1	2.4	-	-	-	-	-	-	-	-	-	-	-	0.8
Once a week	2	1.5	-	-	-	-	-	-	-	-	-	-	-	0.5
Once a month	3	3.0	-	-	-	-	-	-	-	-	-	-	-	1.0
At least two or three times in the past year	4	3.5	-	-	-	-	-	-	-	-	-	-	-	1.2
Once in the past year	5	1.9	-	-	-	-	-	-	-	-	-	-	-	0.6
DK/NA	-8	0.0	-	-	-	-	-	-	-	-	-	-	-	0.0
IAP	-1	82.0	100.0	100.0	100.0	100.0	100.0	100.0	100.0	100.0	100.0	100.0	100.0	94.1
N		7276	1508	1599	1576	1535	1396	1294	1370	1051	1031	1205	1230	22071

\*\*\* Keyword: Friends, Neighbor, Job, Grocery Shopping

**Table 293 Frequency of helping others by lending large sum of money**

[Questionnaire] During the past 12 months, how often have you done any of the following things for people you know personally, such as relatives, friends, neighbours or other acquaintances?... Lent quite a bit of money to another person

[VAR] LENTTO

RESPONSE	PUNCH	03-07	2008	2009	2010	2011	2012	2013	2014	2016	2018	2021	2023	TOTAL
Not at all in the past year	0	12.3	-	-	-	-	-	-	-	-	-	-	-	4.1
More than once a week	1	0.0	-	-	-	-	-	-	-	-	-	-	-	0.0
Once a week	2	0.1	-	-	-	-	-	-	-	-	-	-	-	0.0
Once a month	3	0.4	-	-	-	-	-	-	-	-	-	-	-	0.1
At least two or three times in the past year	4	1.6	-	-	-	-	-	-	-	-	-	-	-	0.5
Once in the past year	5	3.5	-	-	-	-	-	-	-	-	-	-	-	1.2
DK/NA	-8	0.0	-	-	-	-	-	-	-	-	-	-	-	0.0
IAP	-1	82.0	100.0	100.0	100.0	100.0	100.0	100.0	100.0	100.0	100.0	100.0	100.0	94.1
N		7276	1508	1599	1576	1535	1396	1294	1370	1051	1031	1205	1230	22071

\*\*\* Keyword: Friends, Neighbor, Money



**Table 294 Frequency of helping others by spending time to talk with the depressed person**

[Questionnaire] During the past 12 months, how often have you done any of the following things for people you know personally, such as relatives, friends, neighbours or other acquaintances?... Spent time talking with someone who was a bit down or depressed

[VAR] TALKEDTO

RESPONSE	PUNCH	03-07	2008	2009	2010	2011	2012	2013	2014	2016	2018	2021	2023	TOTAL
Not at all in the past year	0	3.5	-	-	-	-	-	-	-	-	-	-	-	1.2
More than once a week	1	2.0	-	-	-	-	-	-	-	-	-	-	-	0.7
Once a week	2	1.8	-	-	-	-	-	-	-	-	-	-	-	0.6
Once a month	3	4.6	-	-	-	-	-	-	-	-	-	-	-	1.5
At least two or three times in the past year	4	4.5	-	-	-	-	-	-	-	-	-	-	-	1.5
Once in the past year	5	1.5	-	-	-	-	-	-	-	-	-	-	-	0.5
DK/NA	-8	0.0	-	-	-	-	-	-	-	-	-	-	-	0.0
IAP	-1	82.0	100.0	100.0	100.0	100.0	100.0	100.0	100.0	100.0	100.0	100.0	100.0	94.1
N		7276	1508	1599	1576	1535	1396	1294	1370	1051	1031	1205	1230	22071

\*\*\* Keyword: Friends, Neighbor, Depression, Conversation

**Table 295 Frequency of helping others on finding a new job**

[Questionnaire] During the past 12 months, how often have you done any of the following things for people you know personally, such as relatives, friends, neighbours or other acquaintances?... Helped somebody to find a job

[VAR] HELPJOB

RESPONSE	PUNCH	03-07	2008	2009	2010	2011	2012	2013	2014	2016	2018	2021	2023	TOTAL
Not at all in the past year	0	11.8	-	-	-	-	-	-	-	-	-	-	-	3.9
More than once a week	1	0.2	-	-	-	-	-	-	-	-	-	-	-	0.1
Once a week	2	0.2	-	-	-	-	-	-	-	-	-	-	-	0.0
Once a month	3	1.0	-	-	-	-	-	-	-	-	-	-	-	0.3
At least two or three times in the past year	4	2.2	-	-	-	-	-	-	-	-	-	-	-	0.7
Once in the past year	5	2.6	-	-	-	-	-	-	-	-	-	-	-	0.9
DK/NA	-8	0.0	-	-	-	-	-	-	-	-	-	-	-	0.0
IAP	-1	82.0	100.0	100.0	100.0	100.0	100.0	100.0	100.0	100.0	100.0	100.0	100.0	94.1
N		7276	1508	1599	1576	1535	1396	1294	1370	1051	1031	1205	1230	22071

\*\*\* Keyword: Friends, Neighbor, Workplace

**Table 296 Source of information about the current / recent job**

[Questionnaire] There are many ways people hear about jobs - from other people, from advertisements or employment agencies, and so on. Please indicate how you first found out about work at your present employer. If you are not currently working for pay, please answer this question for your last job. (CHOOSE ONLY ONE)

[VAR] LEARNJOB

RESPONSE	PUNCH	03-07	2008	2009	2010	2011	2012	2013	2014	2016	2018	2021	2023	TOTAL
I have never worked for pay	1	2.0	-	-	-	-	-	-	-	-	-	-	-	0.7
From parents, brothers or sisters	2	2.2	-	-	-	-	-	-	-	-	-	-	-	0.7
From other relatives	3	0.7	-	-	-	-	-	-	-	-	-	-	-	0.2
From a close friend	4	3.7	-	-	-	-	-	-	-	-	-	-	-	1.2
From an acquaintance	5	0.9	-	-	-	-	-	-	-	-	-	-	-	0.3
From a public employment agency or service	6	0.2	-	-	-	-	-	-	-	-	-	-	-	0.1
From a private employment agency	7	0.3	-	-	-	-	-	-	-	-	-	-	-	0.1
From a school or university placement office	8	1.0	-	-	-	-	-	-	-	-	-	-	-	0.3
From an advertisement or a sign	9	3.0	-	-	-	-	-	-	-	-	-	-	-	1.0
The employer contacted me about a job	10	0.6	-	-	-	-	-	-	-	-	-	-	-	0.2
I just called them or went there to ask for work	11	1.6	-	-	-	-	-	-	-	-	-	-	-	0.5
Other	12	0.7	-	-	-	-	-	-	-	-	-	-	-	0.2
DK/NA	-8	0.2	-	-	-	-	-	-	-	-	-	-	-	0.1
IAP	-1	83.0	100.0	100.0	100.0	100.0	100.0	100.0	100.0	100.0	100.0	100.0	100.0	94.4
N		7276	1508	1599	1576	1535	1396	1294	1370	1051	1031	1205	1230	22071

\*\*\* Keyword: Job, Information, Job, Occupation

**Table 297 Attitude on adult children's duty to support their elderly parents**

[Questionnaire] Please indicate how much you agree or disagree with each of the following statements... Adult children have a duty to look after their elderly parents

[VAR] KIDPARS

RESPONSE	PUNCH	03-07	2008	2009	2010	2011	2012	2013	2014	2016	2018	2021	2023	TOTAL
Strongly agree	1	7.1	-	-	-	-	-	-	-	-	-	-	-	2.3
Agree	2	7.2	-	-	-	-	-	-	-	-	-	-	-	2.4
Neither agree nor disagree	3	2.8	-	-	-	-	-	-	-	-	-	-	-	0.9
Disagree	4	0.8	-	-	-	-	-	-	-	-	-	-	-	0.3
Strongly disagree	5	0.2	-	-	-	-	-	-	-	-	-	-	-	0.0
DK/NA	-8	0.0	-	-	-	-	-	-	-	-	-	-	-	0.0
IAP	-1	82.0	100.0	100.0	100.0	100.0	100.0	100.0	100.0	100.0	100.0	100.0	100.0	94.1
N		7276	1508	1599	1576	1535	1396	1294	1370	1051	1031	1205	1230	22071

\*\*\* Keyword: Children, Elderly Parents, Support



**Table 298 Attitude on taking care of oneself and own family first before helping others**

[Questionnaire] Please indicate how much you agree or disagree with each of the following statements... You should take care of yourself and your family first, before helping other people

[VAR] FIRSTYOU

RESPONSE	PUNCH	03-07	2008	2009	2010	2011	2012	2013	2014	2016	2018	2021	2023	TOTAL
Strongly agree	1	9.4	-	-	-	-	-	-	-	-	-	-	-	3.1
Agree	2	7.2	-	-	-	-	-	-	-	-	-	-	-	2.4
Neither agree nor disagree	3	1.2	-	-	-	-	-	-	-	-	-	-	-	0.4
Disagree	4	0.3	-	-	-	-	-	-	-	-	-	-	-	0.1
DK/NA	-8	0.0	-	-	-	-	-	-	-	-	-	-	-	0.0
IAP	-1	82.0	100.0	100.0	100.0	100.0	100.0	100.0	100.0	100.0	100.0	100.0	100.0	94.1
N		7276	1508	1599	1576	1535	1396	1294	1370	1051	1031	1205	1230	22071

\*\*\* Keyword: Family Members

**Table 299 Attitude on helping friends who are less well off**

[Questionnaire] Please indicate how much you agree or disagree with each of the following statements... People who are better off should help friends who are less well off

[VAR] HELPFRDS

RESPONSE	PUNCH	03-07	2008	2009	2010	2011	2012	2013	2014	2016	2018	2021	2023	TOTAL
Strongly agree	1	4.9	-	-	-	-	-	-	-	-	-	-	-	1.6
Agree	2	8.6	-	-	-	-	-	-	-	-	-	-	-	2.8
Neither agree nor disagree	3	3.6	-	-	-	-	-	-	-	-	-	-	-	1.2
Disagree	4	0.8	-	-	-	-	-	-	-	-	-	-	-	0.3
Strongly disagree	5	0.1	-	-	-	-	-	-	-	-	-	-	-	0.0
DK/NA	-8	0.1	-	-	-	-	-	-	-	-	-	-	-	0.0
IAP	-1	82.0	100.0	100.0	100.0	100.0	100.0	100.0	100.0	100.0	100.0	100.0	100.0	94.1
N		7276	1508	1599	1576	1535	1396	1294	1370	1051	1031	1205	1230	22071

\*\*\* Keyword: Friends

**Table 300 Attitude on developing friendship to make use of them**

[Questionnaire] Please indicate how much you agree or disagree with each of the following statements... It is all right to develop friendships with people just because you know they can be of use to you

[VAR] USEFRDS

RESPONSE	PUNCH	03-07	2008	2009	2010	2011	2012	2013	2014	2016	2018	2021	2023	TOTAL
Strongly agree	1	0.5	-	-	-	-	-	-	-	-	-	-	-	0.2
Agree	2	2.7	-	-	-	-	-	-	-	-	-	-	-	0.9
Neither agree nor disagree	3	4.2	-	-	-	-	-	-	-	-	-	-	-	1.4
Disagree	4	6.4	-	-	-	-	-	-	-	-	-	-	-	2.1
Strongly disagree	5	3.9	-	-	-	-	-	-	-	-	-	-	-	1.3
DK/NA	-8	0.2	-	-	-	-	-	-	-	-	-	-	-	0.1
IAP	-1	82.0	100.0	100.0	100.0	100.0	100.0	100.0	100.0	100.0	100.0	100.0	100.0	94.1
N		7276	1508	1599	1576	1535	1396	1294	1370	1051	1031	1205	1230	22071

\*\*\* Keyword: Friends

**Table 301 Whether it is a government's responsibility to provide childcare for everyone who wants it**

[Questionnaire] To what extent do you think the following things should or should not be the government's responsibility?... Provide childcare for everyone who wants it

[VAR] AIDKIDS

RESPONSE	PUNCH	03-07	2008	2009	2010	2011	2012	2013	2014	2016	2018	2021	2023	TOTAL
Definitely should be	1	4.0	-	-	-	-	-	-	-	-	-	-	-	1.3
Probably should be	2	11.0	-	-	-	-	-	-	-	-	-	-	-	3.6
Probably should not be	3	2.4	-	-	-	-	-	-	-	-	-	-	-	0.8
Definitely should not be	4	0.3	-	-	-	-	-	-	-	-	-	-	-	0.1
DK/NA	-8	0.3	-	-	-	-	-	-	-	-	-	-	-	0.1
IAP	-1	82.0	100.0	100.0	100.0	100.0	100.0	100.0	100.0	100.0	100.0	100.0	100.0	94.1
N		7276	1508	1599	1576	1535	1396	1294	1370	1051	1031	1205	1230	22071

\*\*\* Keyword: Government

**Table 302 Government's responsibility on providing a decent standard of living for the old**

[Questionnaire] To what extent do you think the following things should or should not be the government's responsibility?... Provide a decent standard of living for the old

[VAR] AIDOLD

RESPONSE	PUNCH	03-07	2008	2009	2010	2011	2012	2013	2014	2016	2018	2021	2023	TOTAL
Definitely should be	1	7.4	-	-	-	-	-	-	-	-	-	-	-	2.4
Probably should be	2	9.9	-	-	-	-	-	-	-	-	-	-	-	3.3
Probably should not be	3	0.6	-	-	-	-	-	-	-	-	-	-	-	0.2
Definitely should not be	4	0.0	-	-	-	-	-	-	-	-	-	-	-	0.0
DK/NA	-8	0.1	-	-	-	-	-	-	-	-	-	-	-	0.0
IAP	-1	82.0	100.0	100.0	100.0	100.0	100.0	100.0	100.0	100.0	100.0	100.0	100.0	94.1
N		7276	1508	1599	1576	1535	1396	1294	1370	1051	1031	1205	1230	22071

\*\*\* Keyword: Government, The Old, Standard of Living



**Table 303 First person to talk about important matters**

[Questionnaire] During the past year, who did you talk to when you had some important matters. Please think about 5 persons in a row and try to answer the following questions for each of them, beginning from the 1st person. If you think you would become confused, please begin by jotting down their names below... Person 1

[VAR] NG1

RESPONSE	PUNCH	03-07	2008	2009	2010	2011	2012	2013	2014	2016	2018	2021	2023	TOTAL
Yes	1	-	-	-	-	95.2	-	-	-	-	-	-	-	6.6
No	2	-	-	-	-	4.8	-	-	-	-	-	-	-	0.3
IAP	-1	100.0	100.0	100.0	100.0	100.0	100.0	100.0	100.0	100.0	100.0	100.0	100.0	93.0
N		7276	1508	1599	1576	1535	1396	1294	1370	1051	1031	1205	1230	22071

\* SHOW CARD

\*\*\* Keyword: Discussion

**Table 304 Gender of Person 1**

[Questionnaire] During the past year, who did you talk to when you had some important matters. Please think about 5 persons in a row and try to answer the following questions for each of them, beginning from the 1st person. If you think you would become confused, please begin by jotting down their names below... Person 1... Is this male or female?

[VAR] NGISEX

RESPONSE	PUNCH	03-07	2008	2009	2010	2011	2012	2013	2014	2016	2018	2021	2023	TOTAL
Male	1	-	-	-	-	53.7	-	-	-	-	-	-	-	3.7
Female	2	-	-	-	-	41.5	-	-	-	-	-	-	-	2.9
IAP	-1	100.0	100.0	100.0	100.0	4.8	100.0	100.0	100.0	100.0	100.0	100.0	100.0	93.4
N		7276	1508	1599	1576	1535	1396	1294	1370	1051	1031	1205	1230	22071

\* SHOW CARD

\*\*\* Keyword: Discussion

**Table 305 Educational background of Person 1**

[Questionnaire] During the past year, who did you talk to when you had some important matters. Please think about 5 persons in a row and try to answer the following questions for each of them, beginning from the 1st person. If you think you would become confused, please begin by jotting down their names below... Person 1... What is the highest level of school this person has attended (including the drop-out)?

[VAR] NG1EDUC

RESPONSE	PUNCH	03-07	2008	2009	2010	2011	2012	2013	2014	2016	2018	2021	2023	TOTAL
None	1	-	-	-	-	2.0	-	-	-	-	-	-	-	0.1
Elementary	2	-	-	-	-	7.4	-	-	-	-	-	-	-	0.5
Junior high	3	-	-	-	-	5.5	-	-	-	-	-	-	-	0.4
High	4	-	-	-	-	30.2	-	-	-	-	-	-	-	2.1
College (2-3 years)	5	-	-	-	-	9.9	-	-	-	-	-	-	-	0.7
4-yr Univ.	6	-	-	-	-	33.5	-	-	-	-	-	-	-	2.3
Graduate school	7	-	-	-	-	6.5	-	-	-	-	-	-	-	0.5
DK/NA	-8	-	-	-	-	0.3	-	-	-	-	-	-	-	0.0
IAP	-1	100.0	100.0	100.0	100.0	4.8	100.0	100.0	100.0	100.0	100.0	100.0	100.0	93.4
N		7276	1508	1599	1576	1535	1396	1294	1370	1051	1031	1205	1230	22071

\* SHOW CARD

\*\*\* Keyword: Discussion

**Table 306 Age of Person 1**

[Questionnaire] During the past year, who did you talk to when you had some important matters. Please think about 5 persons in a row and try to answer the following questions for each of them, beginning from the 1st person. If you think you would become confused, please begin by jotting down their names below... Person 1... How old is this person?

[VAR] NG1AGE

RESPONSE	PUNCH	03-07	2008	2009	2010	2011	2012	2013	2014	2016	2018	2021	2023	TOTAL
20 or under	1	-	-	-	-	14.2	-	-	-	-	-	-	-	1.0
30-39	2	-	-	-	-	15.4	-	-	-	-	-	-	-	1.1
40-49	3	-	-	-	-	23.6	-	-	-	-	-	-	-	1.6
50-59	4	-	-	-	-	22.0	-	-	-	-	-	-	-	1.5
60 or over	5	-	-	-	-	19.4	-	-	-	-	-	-	-	1.4
DK/NA	-8	-	-	-	-	0.5	-	-	-	-	-	-	-	0.0
IAP	-1	100.0	100.0	100.0	100.0	4.8	100.0	100.0	100.0	100.0	100.0	100.0	100.0	93.4
N		7276	1508	1599	1576	1535	1396	1294	1370	1051	1031	1205	1230	22071

\* SHOW CARD

\*\*\* Keyword: Discussion

**Table 307 Length of time that R has known Person 1 (year/month)**

[Questionnaire] During the past year, who did you talk to when you had some important matters. Please think about 5 persons in a row and try to answer the following questions for each of them, beginning from the 1st person. If you think you would become confused, please begin by jotting down their names below... Person 1... How long did you know this person?

[VAR] NG1KNWYR, NG1KNWMO

RESPONSE	PUNCH	03-07	2008	2009	2010	2011	2012	2013	2014	2016	2018	2021	2023	TOTAL
Less than 10	1	-	-	-	-	24.8	-	-	-	-	-	-	-	1.7
10-less than 20	2	-	-	-	-	19.9	-	-	-	-	-	-	-	1.4
20-less than 30	3	-	-	-	-	18.4	-	-	-	-	-	-	-	1.3
30-less than 40	4	-	-	-	-	14.7	-	-	-	-	-	-	-	1.0
40-less than 50	5	-	-	-	-	9.1	-	-	-	-	-	-	-	0.6
50 or over	6	-	-	-	-	8.3	-	-	-	-	-	-	-	0.6
IAP	-1	100.0	100.0	100.0	100.0	4.8	100.0	100.0	100.0	100.0	100.0	100.0	100.0	93.4
N		7276	1508	1599	1576	1535	1396	1294	1370	1051	1031	1205	1230	22071

\*\*\* Keyword: Discussion



**Table 308 Relationship with Person 1: family or relative**

[Questionnaire] During the past year, who did you talk to when you had some important matters. Please think about 5 persons in a row and try to answer the following questions for each of them, beginning from the 1st person. If you think you would become confused, please begin by jotting down their names below... Person 1... How are you related to this person? (Please choose all that apply)... family or relative

[VAR] NGIRELA1

RESPONSE	PUNCH	03-07	2008	2009	2010	2011	2012	2013	2014	2016	2018	2021	2023	TOTAL
Non-choice	0	-	-	-	-	43.8	-	-	-	-	-	-	-	3.0
Choice	1	-	-	-	-	51.5	-	-	-	-	-	-	-	3.6
IAP	-1	100.0	100.0	100.0	100.0	4.8	100.0	100.0	100.0	100.0	100.0	100.0	100.0	93.4
N		7276	1508	1599	1576	1535	1396	1294	1370	1051	1031	1205	1230	22071

\* SHOW CARD

\*\*\* Keyword: Discussion, Family Members

**Table 309 Relationship with Person 1: alumni**

[Questionnaire] During the past year, who did you talk to when you had some important matters. Please think about 5 persons in a row and try to answer the following questions for each of them, beginning from the 1st person. If you think you would become confused, please begin by jotting down their names below... Person 1... How are you related to this person? (Please choose all that apply)... alumni

[VAR] NGIRELA2

RESPONSE	PUNCH	03-07	2008	2009	2010	2011	2012	2013	2014	2016	2018	2021	2023	TOTAL
Non-choice	0	-	-	-	-	80.4	-	-	-	-	-	-	-	5.6
Choice	1	-	-	-	-	14.9	-	-	-	-	-	-	-	1.0
IAP	-1	100.0	100.0	100.0	100.0	4.8	100.0	100.0	100.0	100.0	100.0	100.0	100.0	93.4
N		7276	1508	1599	1576	1535	1396	1294	1370	1051	1031	1205	1230	22071

\* SHOW CARD

\*\*\* Keyword: Discussion, Alumnus

**Table 310 Relationship with Person 1: colleague at work**

[Questionnaire] During the past year, who did you talk to when you had some important matters. Please think about 5 persons in a row and try to answer the following questions for each of them, beginning from the 1st person. If you think you would become confused, please begin by jotting down their names below... Person 1... How are you related to this person? (Please choose all that apply)... colleague at work

[VAR] NGIRELA3

RESPONSE	PUNCH	03-07	2008	2009	2010	2011	2012	2013	2014	2016	2018	2021	2023	TOTAL
Non-choice	0	-	-	-	-	85.5	-	-	-	-	-	-	-	5.9
Choice	1	-	-	-	-	9.8	-	-	-	-	-	-	-	0.7
IAP	-1	100.0	100.0	100.0	100.0	4.8	100.0	100.0	100.0	100.0	100.0	100.0	100.0	93.4
N		7276	1508	1599	1576	1535	1396	1294	1370	1051	1031	1205	1230	22071

\* SHOW CARD

\*\*\* Keyword: Discussion, Workplace, Colleagues

**Table 311 Relationship with Person 1: neighbor**

[Questionnaire] During the past year, who did you talk to when you had some important matters. Please think about 5 persons in a row and try to answer the following questions for each of them, beginning from the 1st person. If you think you would become confused, please begin by jotting down their names below... Person 1... How are you related to this person? (Please choose all that apply)... neighbor

[VAR] NGIRELA4

RESPONSE	PUNCH	03-07	2008	2009	2010	2011	2012	2013	2014	2016	2018	2021	2023	TOTAL
Non-choice	0	-	-	-	-	87.6	-	-	-	-	-	-	-	6.1
Choice	1	-	-	-	-	7.6	-	-	-	-	-	-	-	0.5
IAP	-1	100.0	100.0	100.0	100.0	4.8	100.0	100.0	100.0	100.0	100.0	100.0	100.0	93.4
N		7276	1508	1599	1576	1535	1396	1294	1370	1051	1031	1205	1230	22071

\* SHOW CARD

\*\*\* Keyword: Discussion, Neighbor

**Table 312 Relationship with Person 1: friend from hometown**

[Questionnaire] During the past year, who did you talk to when you had some important matters. Please think about 5 persons in a row and try to answer the following questions for each of them, beginning from the 1st person. If you think you would become confused, please begin by jotting down their names below... Person 1... How are you related to this person? (Please choose all that apply)... friend from hometown

[VAR] NGIRELA5

RESPONSE	PUNCH	03-07	2008	2009	2010	2011	2012	2013	2014	2016	2018	2021	2023	TOTAL
Non-choice	0	-	-	-	-	89.3	-	-	-	-	-	-	-	6.2
Choice	1	-	-	-	-	5.9	-	-	-	-	-	-	-	0.4
IAP	-1	100.0	100.0	100.0	100.0	4.8	100.0	100.0	100.0	100.0	100.0	100.0	100.0	93.4
N		7276	1508	1599	1576	1535	1396	1294	1370	1051	1031	1205	1230	22071

\* SHOW CARD

\*\*\* Keyword: Discussion, Friends



**Table 313 Relationship with Person 1: acquaintance from same religious group**

[Questionnaire] During the past year, who did you talk to when you had some important matters. Please think about 5 persons in a row and try to answer the following questions for each of them, beginning from the 1st person. If you think you would become confused, please begin by jotting down their names below... Person 1... How are you related to this person? (Please choose all that apply)... acquaintance from same religious group

[VAR] NGIRELA6

RESPONSE	PUNCH	03-07	2008	2009	2010	2011	2012	2013	2014	2016	2018	2021	2023	TOTAL
Non-choice	0	-	-	-	-	94.1	-	-	-	-	-	-	-	6.5
Choice	1	-	-	-	-	1.2	-	-	-	-	-	-	-	0.1
IAP	-1	100.0	100.0	100.0	100.0	4.8	100.0	100.0	100.0	100.0	100.0	100.0	100.0	93.4
N		7276	1508	1599	1576	1535	1396	1294	1370	1051	1031	1205	1230	22071

\* SHOW CARD

\*\*\* Keyword: Discussion, Religion

**Table 314 Relationship with Person 1: social acquaintance**

[Questionnaire] During the past year, who did you talk to when you had some important matters. Please think about 5 persons in a row and try to answer the following questions for each of them, beginning from the 1st person. If you think you would become confused, please begin by jotting down their names below... Person 1... How are you related to this person? (Please choose all that apply)... social acquaintance

[VAR] NGIRELA7

RESPONSE	PUNCH	03-07	2008	2009	2010	2011	2012	2013	2014	2016	2018	2021	2023	TOTAL
Non-choice	0	-	-	-	-	92.4	-	-	-	-	-	-	-	6.4
Choice	1	-	-	-	-	2.8	-	-	-	-	-	-	-	0.2
IAP	-1	100.0	100.0	100.0	100.0	4.8	100.0	100.0	100.0	100.0	100.0	100.0	100.0	93.4
N		7276	1508	1599	1576	1535	1396	1294	1370	1051	1031	1205	1230	22071

\* SHOW CARD

\*\*\* Keyword: Discussion

**Table 315 Relationship with Person 1: acquaintance from academic connection**

[Questionnaire] During the past year, who did you talk to when you had some important matters. Please think about 5 persons in a row and try to answer the following questions for each of them, beginning from the 1st person. If you think you would become confused, please begin by jotting down their names below... Person 1... How are you related to this person? (Please choose all that apply)... acquaintance from academic connection

[VAR] NGIRELA8

RESPONSE	PUNCH	03-07	2008	2009	2010	2011	2012	2013	2014	2016	2018	2021	2023	TOTAL
Non-choice	0	-	-	-	-	93.4	-	-	-	-	-	-	-	6.5
Choice	1	-	-	-	-	1.8	-	-	-	-	-	-	-	0.1
IAP	-1	100.0	100.0	100.0	100.0	4.8	100.0	100.0	100.0	100.0	100.0	100.0	100.0	93.4
N		7276	1508	1599	1576	1535	1396	1294	1370	1051	1031	1205	1230	22071

\* SHOW CARD

\*\*\* Keyword: Discussion

**Table 316 Relationship with Person 1: others**

[Questionnaire] During the past year, who did you talk to when you had some important matters. Please think about 5 persons in a row and try to answer the following questions for each of them, beginning from the 1st person. If you think you would become confused, please begin by jotting down their names below... Person 1... How are you related to this person? (Please choose all that apply)... Others

[VAR] NGIRELA9

RESPONSE	PUNCH	03-07	2008	2009	2010	2011	2012	2013	2014	2016	2018	2021	2023	TOTAL
Non-choice	0	-	-	-	-	94.9	-	-	-	-	-	-	-	6.6
Choice	1	-	-	-	-	0.4	-	-	-	-	-	-	-	0.0
IAP	-1	100.0	100.0	100.0	100.0	4.8	100.0	100.0	100.0	100.0	100.0	100.0	100.0	93.4
N		7276	1508	1599	1576	1535	1396	1294	1370	1051	1031	1205	1230	22071

\* SHOW CARD

\*\*\* Keyword: Discussion

**Table 317 Frequency of having contacts with Person 1**

[Questionnaire] During the past year, who did you talk to when you had some important matters. Please think about 5 persons in a row and try to answer the following questions for each of them, beginning from the 1st person. If you think you would become confused, please begin by jotting down their names below... Person 1... How often do you have contacts with this person?

[VAR] NGICONT

RESPONSE	PUNCH	03-07	2008	2009	2010	2011	2012	2013	2014	2016	2018	2021	2023	TOTAL
almost every day	1	-	-	-	-	53.8	-	-	-	-	-	-	-	3.7
3-4 times a week	2	-	-	-	-	15.4	-	-	-	-	-	-	-	1.1
Once a week	3	-	-	-	-	12.3	-	-	-	-	-	-	-	0.9
2-3 times a month	4	-	-	-	-	7.5	-	-	-	-	-	-	-	0.5
once a month	5	-	-	-	-	2.9	-	-	-	-	-	-	-	0.2
more than once a month	6	-	-	-	-	3.0	-	-	-	-	-	-	-	0.2
DK/NA	-8	-	-	-	-	0.2	-	-	-	-	-	-	-	0.0
IAP	-1	100.0	100.0	100.0	100.0	4.8	100.0	100.0	100.0	100.0	100.0	100.0	100.0	93.4
N		7276	1508	1599	1576	1535	1396	1294	1370	1051	1031	1205	1230	22071

\* SHOW CARD

\*\*\* Keyword: Discussion



**Table 318 Second person to talk about important matters**

[Questionnaire] During the past year, who did you talk to when you had some important matters. Please think about 5 persons in a row and try to answer the following questions for each of them, beginning from the 1st person. If you think you would become confused, please begin by jotting down their names below... Person 2

[VAR] NG2

RESPONSE	PUNCH	03-07	2008	2009	2010	2011	2012	2013	2014	2016	2018	2021	2023	TOTAL
Yes	1	-	-	-	-	75.0	-	-	-	-	-	-	-	5.2
No	2	-	-	-	-	25.0	-	-	-	-	-	-	-	1.7
IAP	-1	100.0	100.0	100.0	100.0	0.0	100.0	100.0	100.0	100.0	100.0	100.0	100.0	93.0
N		7276	1508	1599	1576	1535	1396	1294	1370	1051	1031	1205	1230	22071

\* SHOW CARD

\*\*\* Keyword: Discussion

**Table 319 Gender of Person 2**

[Questionnaire] During the past year, who did you talk to when you had some important matters. Please think about 5 persons in a row and try to answer the following questions for each of them, beginning from the 1st person. If you think you would become confused, please begin by jotting down their names below... Person 2... Is this male or female?

[VAR] NG2SEX

RESPONSE	PUNCH	03-07	2008	2009	2010	2011	2012	2013	2014	2016	2018	2021	2023	TOTAL
Male	1	-	-	-	-	35.6	-	-	-	-	-	-	-	2.5
Female	2	-	-	-	-	39.5	-	-	-	-	-	-	-	2.7
IAP	-1	100.0	100.0	100.0	100.0	25.0	100.0	100.0	100.0	100.0	100.0	100.0	100.0	94.8
N		7276	1508	1599	1576	1535	1396	1294	1370	1051	1031	1205	1230	22071

\* SHOW CARD

\*\*\* Keyword: Discussion

**Table 320 Educational background of Person 2**

[Questionnaire] During the past year, who did you talk to when you had some important matters. Please think about 5 persons in a row and try to answer the following questions for each of them, beginning from the 1st person. If you think you would become confused, please begin by jotting down their names below... Person 2... What is the highest level of school this person has attended (including the drop-out)?

[VAR] NG2EDUC

RESPONSE	PUNCH	03-07	2008	2009	2010	2011	2012	2013	2014	2016	2018	2021	2023	TOTAL
None	1	-	-	-	-	1.4	-	-	-	-	-	-	-	0.1
Elementary	2	-	-	-	-	3.6	-	-	-	-	-	-	-	0.2
Junior high	3	-	-	-	-	3.8	-	-	-	-	-	-	-	0.3
High	4	-	-	-	-	24.4	-	-	-	-	-	-	-	1.7
College (2-3 years)	5	-	-	-	-	10.3	-	-	-	-	-	-	-	0.7
4-yr Univ.	6	-	-	-	-	27.1	-	-	-	-	-	-	-	1.9
Graduate school	7	-	-	-	-	4.2	-	-	-	-	-	-	-	0.3
DK/NA	-8	-	-	-	-	0.3	-	-	-	-	-	-	-	0.0
IAP	-1	100.0	100.0	100.0	100.0	25.0	100.0	100.0	100.0	100.0	100.0	100.0	100.0	94.8
N		7276	1508	1599	1576	1535	1396	1294	1370	1051	1031	1205	1230	22071

\* SHOW CARD

\*\*\* Keyword: Discussion

**Table 321 Age of Person 2**

[Questionnaire] During the past year, who did you talk to when you had some important matters. Please think about 5 persons in a row and try to answer the following questions for each of them, beginning from the 1st person. If you think you would become confused, please begin by jotting down their names below... Person 2... How old is this person?

[VAR] NG2AGE

RESPONSE	PUNCH	03-07	2008	2009	2010	2011	2012	2013	2014	2016	2018	2021	2023	TOTAL
20 or under	1	-	-	-	-	15.1	-	-	-	-	-	-	-	1.1
30-39	2	-	-	-	-	13.5	-	-	-	-	-	-	-	0.9
40-49	3	-	-	-	-	20.8	-	-	-	-	-	-	-	1.4
50-59	4	-	-	-	-	14.3	-	-	-	-	-	-	-	1.0
60 or over	5	-	-	-	-	10.7	-	-	-	-	-	-	-	0.7
DK/NA	-8	-	-	-	-	0.7	-	-	-	-	-	-	-	0.0
IAP	-1	100.0	100.0	100.0	100.0	25.0	100.0	100.0	100.0	100.0	100.0	100.0	0.0	94.8
N		7276	1508	1599	1576	1535	1396	1294	1370	1051	1031	1205	1230	22071

\* SHOW CARD

\*\*\* Keyword: Job, Discussion

**Table 322 Length of time that R has known Person 2 (year/month)**

[Questionnaire] During the past year, who did you talk to when you had some important matters. Please think about 5 persons in a row and try to answer the following questions for each of them, beginning from the 1st person. If you think you would become confused, please begin by jotting down their names below... Person 2... How long did you know this person?

[VAR] NG2KNWYR, NG2KNWMO

RESPONSE	PUNCH	03-07	2008	2009	2010	2011	2012	2013	2014	2016	2018	2021	2023	TOTAL
Less than 10	1	-	-	-	-	21.6	-	-	-	-	-	-	-	1.5
10-less than 20	2	-	-	-	-	14.7	-	-	-	-	-	-	-	1.0
20-less than 30	3	-	-	-	-	13.8	-	-	-	-	-	-	-	1.0
30-less than 40	4	-	-	-	-	11.6	-	-	-	-	-	-	-	0.8
40-less than 50	5	-	-	-	-	8.6	-	-	-	-	-	-	-	0.6
50 or over	6	-	-	-	-	4.7	-	-	-	-	-	-	-	0.3
DK/NA	-8	-	-	-	-	0.0	-	-	-	-	-	-	-	0.0
IAP	-1	100.0	100.0	100.0	100.0	25.0	100.0	100.0	100.0	100.0	100.0	100.0	100.0	94.8
N		7276	1508	1599	1576	1535	1396	1294	1370	1051	1031	1205	1230	22071

\*\*\* Keyword: Discussion



**Table 323 Relationship with Person 2: family or relative**

[Questionnaire] During the past year, who did you talk to when you had some important matters. Please think about 5 persons in a row and try to answer the following questions for each of them, beginning from the 1st person. If you think you would become confused, please begin by jotting down their names below... Person 2... How are you related to this person? (Please choose all that apply)... family or relative

[VAR] NG2RELA1

RESPONSE	PUNCH	03-07	2008	2009	2010	2011	2012	2013	2014	2016	2018	2021	2023	TOTAL
Non-choice	0	-	-	-	-	41.9	-	-	-	-	-	-	-	2.9
Choice	1	-	-	-	-	33.2	-	-	-	-	-	-	-	2.3
IAP	-1	100.0	100.0	100.0	100.0	25.0	100.0	100.0	100.0	100.0	100.0	100.0	100.0	94.8
N		7276	1508	1599	1576	1535	1396	1294	1370	1051	1031	1205	1230	22071

\* SHOW CARD

\*\*\* Keyword: Discussion, Family Members

**Table 324 Relationship with Person 2: alumni**

[Questionnaire] During the past year, who did you talk to when you had some important matters. Please think about 5 persons in a row and try to answer the following questions for each of them, beginning from the 1st person. If you think you would become confused, please begin by jotting down their names below... Person 2... How are you related to this person? (Please choose all that apply)... alumni

[VAR] NG2RELA2

RESPONSE	PUNCH	03-07	2008	2009	2010	2011	2012	2013	2014	2016	2018	2021	2023	TOTAL
Non-choice	0	-	-	-	-	61.3	-	-	-	-	-	-	-	4.3
Choice	1	-	-	-	-	13.8	-	-	-	-	-	-	-	1.0
IAP	-1	100.0	100.0	100.0	100.0	24.9	100.0	100.0	100.0	100.0	100.0	100.0	100.0	94.8
N		7276	1508	1599	1576	1535	1396	1294	1370	1051	1031	1205	1230	22071

\* SHOW CARD

\*\*\* Keyword: Discussion, Alumnus

**Table 325 Relationship with Person 2: colleague at work**

[Questionnaire] During the past year, who did you talk to when you had some important matters. Please think about 5 persons in a row and try to answer the following questions for each of them, beginning from the 1st person. If you think you would become confused, please begin by jotting down their names below... Person 2... How are you related to this person? (Please choose all that apply)... colleague at work

[VAR] NG2RELA3

RESPONSE	PUNCH	03-07	2008	2009	2010	2011	2012	2013	2014	2016	2018	2021	2023	TOTAL
Non-choice	0	-	-	-	-	65.5	-	-	-	-	-	-	-	4.6
Choice	1	-	-	-	-	9.6	-	-	-	-	-	-	-	0.7
IAP	-1	100.0	100.0	100.0	100.0	25.0	100.0	100.0	100.0	100.0	100.0	100.0	100.0	94.8
N		7276	1508	1599	1576	1535	1396	1294	1370	1051	1031	1205	1230	22071

\* SHOW CARD

\*\*\* Keyword: Discussion, Workplace, Colleagues

**Table 326 Relationship with Person 2: neighbor**

[Questionnaire] During the past year, who did you talk to when you had some important matters. Please think about 5 persons in a row and try to answer the following questions for each of them, beginning from the 1st person. If you think you would become confused, please begin by jotting down their names below... Person 2... How are you related to this person? (Please choose all that apply)... neighbor

[VAR] NG2RELA4

RESPONSE	PUNCH	03-07	2008	2009	2010	2011	2012	2013	2014	2016	2018	2021	2023	TOTAL
Non-choice	0	-	-	-	-	67.4	-	-	-	-	-	-	-	4.7
Choice	1	-	-	-	-	7.6	-	-	-	-	-	-	-	0.5
IAP	-1	100.0	100.0	100.0	100.0	25.0	100.0	100.0	100.0	100.0	100.0	100.0	100.0	94.8
N		7276	1508	1599	1576	1535	1396	1294	1370	1051	1031	1205	1230	22071

\* SHOW CARD

\*\*\* Keyword: Discussion, Neighbor

**Table 327 Relationship with Person 2: friend from hometown**

[Questionnaire] During the past year, who did you talk to when you had some important matters. Please think about 5 persons in a row and try to answer the following questions for each of them, beginning from the 1st person. If you think you would become confused, please begin by jotting down their names below... Person 2... How are you related to this person? (Please choose all that apply)... friend from hometown

[VAR] NG2RELA5

RESPONSE	PUNCH	03-07	2008	2009	2010	2011	2012	2013	2014	2016	2018	2021	2023	TOTAL
Non-choice	0	-	-	-	-	69.2	-	-	-	-	-	-	-	4.8
Choice	1	-	-	-	-	5.9	-	-	-	-	-	-	-	0.4
IAP	-1	100.0	100.0	100.0	100.0	25.0	100.0	100.0	100.0	100.0	100.0	100.0	100.0	94.8
N		7276	1508	1599	1576	1535	1396	1294	1370	1051	1031	1205	1230	22071

\* SHOW CARD

\*\*\* Keyword: Discussion, Friends



**Table 328 Relationship with Person 2: acquaintance from same religious group**

[Questionnaire] During the past year, who did you talk to when you had some important matters. Please think about 5 persons in a row and try to answer the following questions for each of them, beginning from the 1st person. If you think you would become confused, please begin by jotting down their names below... Person 2... How are you related to this person? (Please choose all that apply)... acquaintance from same religious group

[VAR] NG2RELA6

RESPONSE	PUNCH	03-07	2008	2009	2010	2011	2012	2013	2014	2016	2018	2021	2023	TOTAL
Non-choice	0	-	-	-	-	73.6	-	-	-	-	-	-	-	5.1
Choice	1	-	-	-	-	1.4	-	-	-	-	-	-	-	0.1
IAP	-1	100.0	100.0	100.0	100.0	25.0	100.0	100.0	100.0	100.0	100.0	100.0	100.0	94.8
N		7276	1508	1599	1576	1535	1396	1294	1370	1051	1031	1205	1230	22071

\* SHOW CARD

\*\*\* Keyword: Religion, Discussion

**Table 329 Relationship with Person 2: social acquaintance**

[Questionnaire] During the past year, who did you talk to when you had some important matters. Please think about 5 persons in a row and try to answer the following questions for each of them, beginning from the 1st person. If you think you would become confused, please begin by jotting down their names below... Person 2... How are you related to this person? (Please choose all that apply)... social acquaintance

[VAR] NG2RELA7

RESPONSE	PUNCH	03-07	2008	2009	2010	2011	2012	2013	2014	2016	2018	2021	2023	TOTAL
Non-choice	0	-	-	-	-	72.1	-	-	-	-	-	-	-	5.0
Choice	1	-	-	-	-	3.0	-	-	-	-	-	-	-	0.2
IAP	-1	100.0	100.0	100.0	100.0	24.9	100.0	100.0	100.0	100.0	100.0	100.0	100.0	94.8
N		7276	1508	1599	1576	1535	1396	1294	1370	1051	1031	1205	1230	22071

\* SHOW CARD

\*\*\* Keyword: Discussion

**Table 330 Relationship with Person 2: acquaintance from academic connection**

[Questionnaire] During the past year, who did you talk to when you had some important matters. Please think about 5 persons in a row and try to answer the following questions for each of them, beginning from the 1st person. If you think you would become confused, please begin by jotting down their names below... Person 2... How are you related to this person? (Please choose all that apply)... acquaintance from academic connection

[VAR] NG2RELA8

RESPONSE	PUNCH	03-07	2008	2009	2010	2011	2012	2013	2014	2016	2018	2021	2023	TOTAL
Non-choice	0	-	-	-	-	74.2	-	-	-	-	-	-	-	5.2
Choice	1	-	-	-	-	0.8	-	-	-	-	-	-	-	0.1
IAP	-1	100.0	100.0	100.0	100.0	25.0	100.0	100.0	100.0	100.0	100.0	100.0	100.0	94.8
N		7276	1508	1599	1576	1535	1396	1294	1370	1051	1031	1205	1230	22071

\* SHOW CARD

\*\*\* Keyword: Job, Discussion

**Table 331 Relationship with Person 2: others**

[Questionnaire] During the past year, who did you talk to when you had some important matters. Please think about 5 persons in a row and try to answer the following questions for each of them, beginning from the 1st person. If you think you would become confused, please begin by jotting down their names below... Person 2... How are you related to this person? (Please choose all that apply)... others

[VAR] NG2RELA9

RESPONSE	PUNCH	03-07	2008	2009	2010	2011	2012	2013	2014	2016	2018	2021	2023	TOTAL
Non-choice	0	-	-	-	-	74.9	-	-	-	-	-	-	-	5.2
Choice	1	-	-	-	-	0.1	-	-	-	-	-	-	-	0.0
IAP	-1	100.0	100.0	100.0	100.0	25.0	100.0	100.0	100.0	100.0	100.0	100.0	100.0	94.8
N		7276	1508	1599	1576	1535	1396	1294	1370	1051	1031	1205	1230	22071

\* SHOW CARD

\*\*\* Keyword: Discussion

**Table 332 Frequency of having contacts with Person 2**

[Questionnaire] During the past year, who did you talk to when you had some important matters. Please think about 5 persons in a row and try to answer the following questions for each of them, beginning from the 1st person. If you think you would become confused, please begin by jotting down their names below... Person 2... How often do you have contacts with this person?

[VAR] NG2CONT

RESPONSE	PUNCH	03-07	2008	2009	2010	2011	2012	2013	2014	2016	2018	2021	2023	TOTAL
almost every day	1	-	-	-	-	31.0	-	-	-	-	-	-	-	2.2
3-4 times a week	2	-	-	-	-	18.0	-	-	-	-	-	-	-	1.3
Once a week	3	-	-	-	-	12.3	-	-	-	-	-	-	-	0.9
2-3 times a month	4	-	-	-	-	8.3	-	-	-	-	-	-	-	0.6
once a month	5	-	-	-	-	2.9	-	-	-	-	-	-	-	0.2
more than once a month	6	-	-	-	-	2.5	-	-	-	-	-	-	-	0.2
IAP	-1	100.0	100.0	100.0	100.0	24.9	100.0	100.0	100.0	100.0	100.0	100.0	100.0	94.8
N		7276	1508	1599	1576	1535	1396	1294	1370	1051	1031	1205	1230	22071

\* SHOW CARD

\*\*\* Keyword: Discussion



**Table 333 hird person to talk about important matters**

[Questionnaire] During the past year, who did you talk to when you had some important matters. Please think about 5 persons in a row and try to answer the following questions for each of them, beginning from the 1st person. If you think you would become confused, please begin by jotting down their names below... Person 3

[VAR] NG3

RESPONSE	PUNCH	03-07	2008	2009	2010	2011	2012	2013	2014	2016	2018	2021	2023	TOTAL
Yes	1	-	-	-	-	56.1	-	-	-	-	-	-	-	3.9
No	2	-	-	-	-	43.9	-	-	-	-	-	-	-	3.1
IAP	-1	100.0	100.0	100.0	100.0	0.0	100.0	100.0	100.0	100.0	100.0	100.0	100.0	93.0
N		7276	1508	1599	1576	1535	1396	1294	1370	1051	1031	1205	1230	22071

\* SHOW CARD

\*\*\* Keyword: Discussion

**Table 334 Gender of Person 3**

[Questionnaire] During the past year, who did you talk to when you had some important matters. Please think about 5 persons in a row and try to answer the following questions for each of them, beginning from the 1st person. If you think you would become confused, please begin by jotting down their names below... Person 3... Is this male or female?

[VAR] NG3SEX

RESPONSE	PUNCH	03-07	2008	2009	2010	2011	2012	2013	2014	2016	2018	2021	2023	TOTAL
Male	1	-	-	-	-	25.3	-	-	-	-	-	-	-	1.8
Female	2	-	-	-	-	30.7	-	-	-	-	-	-	-	2.1
IAP	-1	100.0	100.0	100.0	100.0	43.9	100.0	100.0	100.0	100.0	100.0	100.0	100.0	96.1
N		7276	1508	1599	1576	1535	1396	1294	1370	1051	1031	1205	1230	22071

\* SHOW CARD

\*\*\* Keyword: Discussion

**Table 335 Educational background of Person 3**

[Questionnaire] During the past year, who did you talk to when you had some important matters. Please think about 5 persons in a row and try to answer the following questions for each of them, beginning from the 1st person. If you think you would become confused, please begin by jotting down their names below... Person 3... What is the highest level of school this person has attended (including the drop-out)?

[VAR] NG3EDUC

RESPONSE	PUNCH	03-07	2008	2009	2010	2011	2012	2013	2014	2016	2018	2021	2023	TOTAL
None	1	-	-	-	-	0.4	-	-	-	-	-	-	-	0.0
Elementary	2	-	-	-	-	2.5	-	-	-	-	-	-	-	0.2
Junior high	3	-	-	-	-	2.3	-	-	-	-	-	-	-	0.2
High	4	-	-	-	-	17.3	-	-	-	-	-	-	-	1.2
College (2-3 years)	5	-	-	-	-	8.4	-	-	-	-	-	-	-	0.6
4-yr Univ.	6	-	-	-	-	22.1	-	-	-	-	-	-	-	1.5
Graduate school	7	-	-	-	-	2.9	-	-	-	-	-	-	-	0.2
DK/NA	-8	-	-	-	-	0.2	-	-	-	-	-	-	-	0.0
IAP	-1	100.0	100.0	100.0	100.0	43.9	100.0	100.0	100.0	100.0	100.0	100.0	100.0	96.1
N		7276	1508	1599	1576	1535	1396	1294	1370	1051	1031	1205	1230	22071

\* SHOW CARD

\*\*\* Keyword: Discussion

**Table 336 Age of Person 3**

[Questionnaire] During the past year, who did you talk to when you had some important matters. Please think about 5 persons in a row and try to answer the following questions for each of them, beginning from the 1st person. If you think you would become confused, please begin by jotting down their names below... Person 3... How old is this person?

[VAR] NG3AGE

RESPONSE	PUNCH	03-07	2008	2009	2010	2011	2012	2013	2014	2016	2018	2021	2023	TOTAL
20 or under	1	-	-	-	-	13.1	-	-	-	-	-	-	-	0.9
30-39	2	-	-	-	-	12.2	-	-	-	-	-	-	-	0.9
40-49	3	-	-	-	-	12.8	-	-	-	-	-	-	-	0.9
50-59	4	-	-	-	-	10.9	-	-	-	-	-	-	-	0.8
60 or over	5	-	-	-	-	6.6	-	-	-	-	-	-	-	0.5
DK/NA	-8	-	-	-	-	0.4	-	-	-	-	-	-	-	0.0
IAP	-1	100.0	100.0	100.0	100.0	43.9	100.0	100.0	100.0	100.0	100.0	100.0	100.0	96.1
N		7276	1508	1599	1576	1535	1396	1294	1370	1051	1031	1205	1230	22071

\* SHOW CARD

\*\*\* Keyword: Discussion

**Table 337 Length of time that R has known Person 3 (year/month)**

[Questionnaire] During the past year, who did you talk to when you had some important matters. Please think about 5 persons in a row and try to answer the following questions for each of them, beginning from the 1st person. If you think you would become confused, please begin by jotting down their names below... Person 3... How long did you know this person?

[VAR] NG3KNWYR, NG3KNWMO

RESPONSE	PUNCH	03-07	2008	2009	2010	2011	2012	2013	2014	2016	2018	2021	2023	TOTAL
Less than 10	1	-	-	-	-	17.4	-	-	-	-	-	-	-	1.2
10-less than20	2	-	-	-	-	13.2	-	-	-	-	-	-	-	0.9
20-less than30	3	-	-	-	-	9.5	-	-	-	-	-	-	-	0.7
30-less than40	4	-	-	-	-	8.1	-	-	-	-	-	-	-	0.6
40-less than50	5	-	-	-	-	4.6	-	-	-	-	-	-	-	0.3
50 or over	6	-	-	-	-	3.4	-	-	-	-	-	-	-	0.2
DK/NA	-8	-	-	-	-	0.0	-	-	-	-	-	-	-	0.0
IAP	-1	100.0	100.0	100.0	100.0	43.9	100.0	100.0	100.0	100.0	100.0	100.0	100.0	96.1
N		7276	1508	1599	1576	1535	1396	1294	1370	1051	1031	1205	1230	22071

\*\*\* Keyword: Discussion



**Table 338 Relationship with Person 3: family or relative**

[Questionnaire] During the past year, who did you talk to when you had some important matters. Please think about 5 persons in a row and try to answer the following questions for each of them, beginning from the 1st person. If you think you would become confused, please begin by jotting down their names below... Person 3... How are you related to this person? (Please choose all that apply)... family or relative

[VAR] NG3RELA1

RESPONSE	PUNCH	03-07	2008	2009	2010	2011	2012	2013	2014	2016	2018	2021	2023	TOTAL
Non-choice	0	-	-	-	-	35.4	-	-	-	-	-	-	-	2.5
Choice	1	-	-	-	-	20.8	-	-	-	-	-	-	-	1.4
IAP	-1	100.0	100.0	100.0	100.0	43.9	100.0	100.0	100.0	100.0	100.0	100.0	100.0	96.1
N		7276	1508	1599	1576	1535	1396	1294	1370	1051	1031	1205	1230	22071

\* SHOW CARD

\*\*\* Keyword: Discussion, Family Members

**Table 339 Relationship with Person 3: alumni**

[Questionnaire] During the past year, who did you talk to when you had some important matters. Please think about 5 persons in a row and try to answer the following questions for each of them, beginning from the 1st person. If you think you would become confused, please begin by jotting down their names below... Person 3... How are you related to this person? (Please choose all that apply)... alumni

[VAR] NG3RELA2

RESPONSE	PUNCH	03-07	2008	2009	2010	2011	2012	2013	2014	2016	2018	2021	2023	TOTAL
Non-choice	0	-	-	-	-	42.6	-	-	-	-	-	-	-	3.0
Choice	1	-	-	-	-	13.5	-	-	-	-	-	-	-	0.9
IAP	-1	100.0	100.0	100.0	100.0	43.9	100.0	100.0	100.0	100.0	100.0	100.0	100.0	96.1
N		7276	1508	1599	1576	1535	1396	1294	1370	1051	1031	1205	1205	1230

\* SHOW CARD

\*\*\* Keyword: Discussion, Alumnus

**Table 340 Relationship with Person 3: colleague at work**

[Questionnaire] During the past year, who did you talk to when you had some important matters. Please think about 5 persons in a row and try to answer the following questions for each of them, beginning from the 1st person. If you think you would become confused, please begin by jotting down their names below... Person 3... How are you related to this person? (Please choose all that apply)... colleague at work

[VAR] NG3RELA3

RESPONSE	PUNCH	03-07	2008	2009	2010	2011	2012	2013	2014	2016	2018	2021	2023	TOTAL
Non-choice	0	-	-	-	-	48.9	-	-	-	-	-	-	-	3.4
Choice	1	-	-	-	-	7.2	-	-	-	-	-	-	-	0.5
IAP	-1	100.0	100.0	100.0	100.0	43.9	100.0	100.0	100.0	100.0	100.0	100.0	100.0	96.1
N		7276	1508	1599	1576	1535	1396	1294	1370	1051	1031	1205	1230	22071

\* SHOW CARD

\*\*\* Keyword: Discussion, Workplace, Colleagues

**Table 341 Relationship with Person 3: neighbor**

[Questionnaire] During the past year, who did you talk to when you had some important matters. Please think about 5 persons in a row and try to answer the following questions for each of them, beginning from the 1st person. If you think you would become confused, please begin by jotting down their names below... Person 3... How are you related to this person? (Please choose all that apply)... neighbor

[VAR] NG3RELA4

RESPONSE	PUNCH	03-07	2008	2009	2010	2011	2012	2013	2014	2016	2018	2021	2023	TOTAL
Non-choice	0	-	-	-	-	49.0	-	-	-	-	-	-	-	3.4
Choice	1	-	-	-	-	7.1	-	-	-	-	-	-	-	0.5
IAP	-1	100.0	100.0	100.0	100.0	43.9	100.0	100.0	100.0	100.0	100.0	100.0	100.0	96.1
N		7276	1508	1599	1576	1535	1396	1294	1370	1051	1031	1205	1230	22071

\* SHOW CARD

\*\*\* Keyword: Discussion, Neighbor

**Table 342 Relationship with Person 3: friend from hometown**

[Questionnaire] During the past year, who did you talk to when you had some important matters. Please think about 5 persons in a row and try to answer the following questions for each of them, beginning from the 1st person. If you think you would become confused, please begin by jotting down their names below... Person 3... How are you related to this person? (Please choose all that apply)... friend from hometown

[VAR] NG3RELA5

RESPONSE	PUNCH	03-07	2008	2009	2010	2011	2012	2013	2014	2016	2018	2021	2023	TOTAL
Non-choice	0	-	-	-	-	51.2	-	-	-	-	-	-	-	3.6
Choice	1	-	-	-	-	4.9	-	-	-	-	-	-	-	0.3
IAP	-1	100.0	100.0	100.0	100.0	43.9	100.0	100.0	100.0	100.0	100.0	100.0	100.0	96.1
N		7276	1508	1599	1576	1535	1396	1294	1370	1051	1031	1205	1230	22071

\* SHOW CARD

\*\*\* Keyword: Discussion, Friends



**Table 343 Relationship with Person 3: acquaintance from same religious group**

[Questionnaire] During the past year, who did you talk to when you had some important matters. Please think about 5 persons in a row and try to answer the following questions for each of them, beginning from the 1st person. If you think you would become confused, please begin by jotting down their names below... Person 3... How are you related to this person? (Please choose all that apply)... acquaintance from same religious group

[VAR] NG3RELA6

RESPONSE	PUNCH	03-07	2008	2009	2010	2011	2012	2013	2014	2016	2018	2021	2023	TOTAL
Non-choice	0	-	-	-	-	55.3	-	-	-	-	-	-	-	3.8
Choice	1	-	-	-	-	0.8	-	-	-	-	-	-	-	0.1
IAP	-1	100.0	100.0	100.0	100.0	43.9	100.0	100.0	100.0	100.0	100.0	100.0	100.0	96.1
N		7276	1508	1599	1576	1535	1396	1294	1370	1051	1031	1205	1230	22071

\* SHOW CARD

\*\*\* Keyword: Discussion, Religion

**Table 344 Relationship with Person 3: social acquaintance**

[Questionnaire] During the past year, who did you talk to when you had some important matters. Please think about 5 persons in a row and try to answer the following questions for each of them, beginning from the 1st person. If you think you would become confused, please begin by jotting down their names below... Person 3... How are you related to this person? (Please choose all that apply)... social acquaintance

[VAR] NG3RELA7

RESPONSE	PUNCH	03-07	2008	2009	2010	2011	2012	2013	2014	2016	2018	2021	2023	TOTAL
Non-choice	0	-	-	-	-	54.1	-	-	-	-	-	-	-	3.8
Choice	1	-	-	-	-	2.0	-	-	-	-	-	-	-	0.1
IAP	-1	100.0	100.0	100.0	100.0	43.9	100.0	100.0	100.0	100.0	100.0	100.0	100.0	96.1
N		7276	1508	1599	1576	1535	1396	1294	1370	1051	1031	1205	1230	22071

\* SHOW CARD

\*\*\* Keyword: Discussion

**Table 345 Relationship with Person 3: acquaintance from academic connection**

[Questionnaire] During the past year, who did you talk to when you had some important matters. Please think about 5 persons in a row and try to answer the following questions for each of them, beginning from the 1st person. If you think you would become confused, please begin by jotting down their names below... Person 3... How are you related to this person? (Please choose all that apply)... acquaintance from academic connection

[VAR] NG3RELA8

RESPONSE	PUNCH	03-07	2008	2009	2010	2011	2012	2013	2014	2016	2018	2021	2023	TOTAL
Non-choice	0	-	-	-	-	55.6	-	-	-	-	-	-	-	3.9
Choice	1	-	-	-	-	0.5	-	-	-	-	-	-	-	0.0
IAP	-1	100.0	100.0	100.0	100.0	43.9	100.0	100.0	100.0	100.0	100.0	100.0	100.0	96.1
N		7276	1508	1599	1576	1535	1396	1294	1370	1051	1031	1205	1230	22071

\* SHOW CARD

\*\*\* Keyword: Discussion

**Table 346 Relationship with Person 3: others**

[Questionnaire] During the past year, who did you talk to when you had some important matters. Please think about 5 persons in a row and try to answer the following questions for each of them, beginning from the 1st person. If you think you would become confused, please begin by jotting down their names below... Person 3... How are you related to this person? (Please choose all that apply)... others

[VAR] NG3RELA9

RESPONSE	PUNCH	03-07	2008	2009	2010	2011	2012	2013	2014	2016	2018	2021	2023	TOTAL
Non-choice	0	-	-	-	-	56.1	-	-	-	-	-	-	-	3.9
Choice	1	-	-	-	-	0.1	-	-	-	-	-	-	-	0.0
IAP	-1	100.0	100.0	100.0	100.0	43.9	100.0	100.0	100.0	100.0	100.0	100.0	100.0	96.1
N		7276	1508	1599	1576	1535	1396	1294	1370	1051	1031	1205	1230	22071

\* SHOW CARD

\*\*\* Keyword: Choice

**Table 347 Frequency of having contacts with Person 3**

[Questionnaire] During the past year, who did you talk to when you had some important matters. Please think about 5 persons in a row and try to answer the following questions for each of them, beginning from the 1st person. If you think you would become confused, please begin by jotting down their names below... Person 3... How often do you have contacts with this person?

[VAR] NG3CONT

RESPONSE	PUNCH	03-07	2008	2009	2010	2011	2012	2013	2014	2016	2018	2021	2023	TOTAL
almost every day	1	-	-	-	-	18.6	-	-	-	-	-	-	-	1.3
3-4 times a week	2	-	-	-	-	13.6	-	-	-	-	-	-	-	0.9
Once a week	3	-	-	-	-	10.7	-	-	-	-	-	-	-	0.7
2-3 times a month	4	-	-	-	-	7.2	-	-	-	-	-	-	-	0.5
once a month	5	-	-	-	-	4.0	-	-	-	-	-	-	-	0.3
more than once a month	6	-	-	-	-	2.0	-	-	-	-	-	-	-	0.1
IAP	-1	100.0	100.0	100.0	100.0	43.9	100.0	100.0	100.0	100.0	100.0	100.0	100.0	96.1
N		7276	1508	1599	1576	1535	1396	1294	1370	1051	1031	1205	1230	22071

\* SHOW CARD

\*\*\* Keyword: Discussion



**Table 348 Fourth person to talk about important matters**

[Questionnaire] During the past year, who did you talk to when you had some important matters. Please think about 5 persons in a row and try to answer the following questions for each of them, beginning from the 1st person. If you think you would become confused, please begin by jotting down their names below... Person 4

[VAR] NG4

RESPONSE	PUNCH	03-07	2008	2009	2010	2011	2012	2013	2014	2016	2018	2021	2023	TOTAL
Yes	1	-	-	-	-	38.8	-	-	-	-	-	-	-	2.7
No	2	-	-	-	-	61.2	-	-	-	-	-	-	-	4.3
IAP	-1	100.0	100.0	100.0	100.0	0.0	100.0	100.0	100.0	100.0	100.0	100.0	100.0	93.0
N		7276	1508	1599	1576	1535	1396	1294	1370	1051	1031	1205	1230	22071

\* SHOW CARD

\*\*\* Keyword: Discussion

**Table 349 Gender of Person 4**

[Questionnaire] During the past year, who did you talk to when you had some important matters. Please think about 5 persons in a row and try to answer the following questions for each of them, beginning from the 1st person. If you think you would become confused, please begin by jotting down their names below... Person 4... Is this male or female?

[VAR] NG4SEX

RESPONSE	PUNCH	03-07	2008	2009	2010	2011	2012	2013	2014	2016	2018	2021	2023	TOTAL
Male	1	-	-	-	-	18.2	-	-	-	-	-	-	-	1.3
Female	2	-	-	-	-	20.7	-	-	-	-	-	-	-	1.4
IAP	-1		100.0	100.0	100.0	61.2	100.0	100.0	100.0	100.0	100.0	100.0	100.0	97.3
N		7276	1508	1599	1576	1535	1396	1294	1370	1051	1031	1205	1230	22071

\* SHOW CARD

\*\*\* Keyword: Discussion

**Table 350 Educational background of Person 4**

[Questionnaire] During the past year, who did you talk to when you had some important matters. Please think about 5 persons in a row and try to answer the following questions for each of them, beginning from the 1st person. If you think you would become confused, please begin by jotting down their names below... Person 4... What is the highest level of school this person has attended (including the drop-out)?

[VAR] NG4EDUC

RESPONSE	PUNCH	03-07	2008	2009	2010	2011	2012	2013	2014	2016	2018	2021	2023	TOTAL
None	1	-	-	-	-	0.5	-	-	-	-	-	-	-	0.0
Elementary	2	-	-	-	-	1.3	-	-	-	-	-	-	-	0.1
Junior high	3	-	-	-	-	1.8	-	-	-	-	-	-	-	0.1
High	4	-	-	-	-	11.1	-	-	-	-	-	-	-	0.8
College (2-3 years)	5	-	-	-	-	5.9	-	-	-	-	-	-	-	0.4
4-yr Univ.	6	-	-	-	-	15.5	-	-	-	-	-	-	-	1.1
Graduate school	7	-	-	-	-	2.5	-	-	-	-	-	-	-	0.2
DK/NA	-8	-	-	-	-	0.1	-	-	-	-	-	-	-	0.0
IAP	-1	100.0	100.0	100.0	100.0	61.2	100.0	100.0	100.0	100.0	100.0	100.0	100.0	97.3
N		7276	1508	1599	1576	1535	1396	1294	1370	1051	1031	1205	1230	22071

\* SHOW CARD

\*\*\* Keyword: Discussion

**Table 351 Age of Person 4**

[Questionnaire] During the past year, who did you talk to when you had some important matters. Please think about 5 persons in a row and try to answer the following questions for each of them, beginning from the 1st person. If you think you would become confused, please begin by jotting down their names below... Person 4... How old is this person?

[VAR] NG4AGE

RESPONSE	PUNCH	03-07	2008	2009	2010	2011	2012	2013	2014	2016	2018	2021	2023	TOTAL
20 or under	1	-	-	-	-	9.2	-	-	-	-	-	-	-	0.6
30-39	2	-	-	-	-	8.3	-	-	-	-	-	-	-	0.6
40-49	3	-	-	-	-	10.5	-	-	-	-	-	-	-	0.7
50-59	4	-	-	-	-	7.0	-	-	-	-	-	-	-	0.5
60 or over	5	-	-	-	-	3.8	-	-	-	-	-	-	-	0.3
DK/NA	-8	-	-	-	-	0.1	-	-	-	-	-	-	-	0.0
IAP	-1	100.0	100.0	100.0	100.0	61.1	100.0	100.0	100.0	100.0	100.0	100.0	100.0	97.3
N		7276	1508	1599	1576	1535	1396	1294	1370	1051	1031	1205	1230	22071

\* SHOW CARD

\*\*\* Keyword: Discussion

**Table 352 Length of time that R has known Person 4 (year/month)**

[Questionnaire] During the past year, who did you talk to when you had some important matters. Please think about 5 persons in a row and try to answer the following questions for each of them, beginning from the 1st person. If you think you would become confused, please begin by jotting down their names below... Person 4... How long did you know this person?

[VAR] NG4KNWYR, NG4KNWMO

RESPONSE	PUNCH	03-07	2008	2009	2010	2011	2012	2013	2014	2016	2018	2021	2023	TOTAL
Less than 10	1	-	-	-	-	13.3	-	-	-	-	-	-	-	0.9
10-less than 20	2	-	-	-	-	9.1	-	-	-	-	-	-	-	0.6
20-less than 30	3	-	-	-	-	6.3	-	-	-	-	-	-	-	0.4
30-less than 40	4	-	-	-	-	5.5	-	-	-	-	-	-	-	0.4
40-less than 50	5	-	-	-	-	3.1	-	-	-	-	-	-	-	0.2
50 or over	6	-	-	-	-	1.4	-	-	-	-	-	-	-	0.1
DK/NA	-8	-	-	-	-	0.1	-	-	-	-	-	-	-	0.0
IAP	-1	100.0	100.0	100.0	100.0	61.2	100.0	100.0	100.0	100.0	100.0	100.0	100.0	97.3
N		7276	1508	1599	1576	1535	1396	1294	1370	1051	1031	1205	1230	22071

\* SHOW CARD

\*\*\* Keyword: Discussion



**Table 353 Relationship with Person 4: family or relative**

[Questionnaire] During the past year, who did you talk to when you had some important matters. Please think about 5 persons in a row and try to answer the following questions for each of them, beginning from the 1st person. If you think you would become confused, please begin by jotting down their names below... Person 4... How are you related to this person? (Please choose all that apply)... family or relative

[VAR] NG4RELA1

RESPONSE	PUNCH	03-07	2008	2009	2010	2011	2012	2013	2014	2016	2018	2021	2023	TOTAL
Non-choice	0	-	-	-	-	27.0	-	-	-	-	-	-	-	1.9
Choice	1	-	-	-	-	11.8	-	-	-	-	-	-	-	0.8
IAP	-1	100.0	100.0	100.0	100.0	61.2	100.0	100.0	100.0	100.0	100.0	100.0	100.0	97.3
N		7276	1508	1599	1576	1535	1396	1294	1370	1051	1031	1205	1230	22071

\* SHOW CARD

\*\*\* Keyword: Discussion, Family Members

**Table 354 Relationship with Person 4: alumni**

[Questionnaire] During the past year, who did you talk to when you had some important matters. Please think about 5 persons in a row and try to answer the following questions for each of them, beginning from the 1st person. If you think you would become confused, please begin by jotting down their names below... Person 4... How are you related to this person? (Please choose all that apply)... alumni

[VAR] NG4RELA2

RESPONSE	PUNCH	03-07	2008	2009	2010	2011	2012	2013	2014	2016	2018	2021	2023	TOTAL
Non-choice	0	-	-	-	-	29.1	-	-	-	-	-	-	-	2.0
Choice	1	-	-	-	-	9.7	-	-	-	-	-	-	-	0.7
IAP	-1	100.0	100.0	100.0	100.0	61.2	100.0	100.0	100.0	100.0	100.0	100.0	100.0	97.3
N		7276	1508	1599	1576	1535	1396	1294	1370	1051	1031	1205	1230	22071

\* SHOW CARD

\*\*\* Keyword: Alumnus, Discussion

**Table 355 Relationship with Person 4: colleague at work**

[Questionnaire] During the past year, who did you talk to when you had some important matters. Please think about 5 persons in a row and try to answer the following questions for each of them, beginning from the 1st person. If you think you would become confused, please begin by jotting down their names below... Person 4... How are you related to this person? (Please choose all that apply)... colleague at work

[VAR] NG4RELA3

RESPONSE	PUNCH	03-07	2008	2009	2010	2011	2012	2013	2014	2016	2018	2021	2023	TOTAL
Non-choice	0	-	-	-	-	32.5	-	-	-	-	-	-	-	2.3
Choice	1	-	-	-	-	6.3	-	-	-	-	-	-	-	0.4
IAP	-1	100.0	100.0	100.0	100.0	61.2	100.0	100.0	100.0	100.0	100.0	100.0	100.0	97.3
N		7276	1508	1599	1576	1535	1396	1294	1370	1051	1031	1205	1230	22071

\* SHOW CARD

\*\*\* Keyword: Discussion, Workplace, Colleagues

**Table 356 Relationship with Person 4: neighbor**

[Questionnaire] During the past year, who did you talk to when you had some important matters. Please think about 5 persons in a row and try to answer the following questions for each of them, beginning from the 1st person. If you think you would become confused, please begin by jotting down their names below... Person 4... How are you related to this person? (Please choose all that apply)... neighbor

[VAR] NG4RELA4

RESPONSE	PUNCH	03-07	2008	2009	2010	2011	2012	2013	2014	2016	2018	2021	2023	TOTAL
Non-choice	0	-	-	-	-	33.1	-	-	-	-	-	-	-	2.3
Choice	1	-	-	-	-	5.7	-	-	-	-	-	-	-	0.4
IAP	-1	100.0	100.0	100.0	100.0	61.2	100.0	100.0	100.0	100.0	100.0	100.0	100.0	97.3
N		7276	1508	1599	1576	1535	1396	1294	1370	1051	1031	1205	1230	22071

\* SHOW CARD

\*\*\* Keyword: Discussion, Neighbor

**Table 357 Relationship with Person 4: friend from hometown**

[Questionnaire] During the past year, who did you talk to when you had some important matters. Please think about 5 persons in a row and try to answer the following questions for each of them, beginning from the 1st person. If you think you would become confused, please begin by jotting down their names below... Person 4... How are you related to this person? (Please choose all that apply)... friend from hometown

[VAR] NG4RELA5

RESPONSE	PUNCH	03-07	2008	2009	2010	2011	2012	2013	2014	2016	2018	2021	2023	TOTAL
Non-choice	0	-	-	-	-	34.7	-	-	-	-	-	-	-	2.4
Choice	1	-	-	-	-	4.1	-	-	-	-	-	-	-	0.3
IAP	-1	100.0	100.0	100.0	100.0	61.2	100.0	100.0	100.0	100.0	100.0	100.0	100.0	97.3
N		7276	1508	1599	1576	1535	1396	1294	1370	1051	1031	1205	1230	22071

\* SHOW CARD

\*\*\* Keyword: Discussion, Friends



**Table 358 Relationship with Person 4: acquaintance from same religious group**

[Questionnaire] During the past year, who did you talk to when you had some important matters. Please think about 5 persons in a row and try to answer the following questions for each of them, beginning from the 1st person. If you think you would become confused, please begin by jotting down their names below... Person 4... How are you related to this person? (Please choose all that apply)... acquaintance from same religious group

[VAR] NG4RELA6

RESPONSE	PUNCH	03-07	2008	2009	2010	2011	2012	2013	2014	2016	2018	2021	2023	TOTAL
Non-choice	0	-	-	-	-	38.2	-	-	-	-	-	-	-	2.7
Choice	1	-	-	-	-	0.7	-	-	-	-	-	-	-	0.0
IAP	-1	100.0	100.0	100.0	100.0	61.2	100.0	100.0	100.0	100.0	100.0	100.0	100.0	97.3
N		7276	1508	1599	1576	1535	1396	1294	1370	1051	1031	1205	1230	22071

\* SHOW CARD

\*\*\* Keyword: Religion, Discussion

**Table 359 Relationship with Person 4: social acquaintance**

[Questionnaire] During the past year, who did you talk to when you had some important matters. Please think about 5 persons in a row and try to answer the following questions for each of them, beginning from the 1st person. If you think you would become confused, please begin by jotting down their names below... Person 4... How are you related to this person? (Please choose all that apply)... social acquaintance

[VAR] NG4RELA7

RESPONSE	PUNCH	03-07	2008	2009	2010	2011	2012	2013	2014	2016	2018	2021	2023	TOTAL
Non-choice	0	-	-	-	-	38.2	-	-	-	-	-	-	-	2.7
Choice	1	-	-	-	-	0.6	-	-	-	-	-	-	-	0.0
IAP	-1	100.0	100.0	100.0	100.0	61.2	100.0	100.0	100.0	100.0	100.0	100.0	100.0	97.3
N		7276	1508	1599	1576	1535	1396	1294	1370	1051	1031	1205	1230	22071

\* SHOW CARD

\*\*\* Keyword: Discussion

**Table 360 Relationship with Person 4: acquaintance from academic connection**

[Questionnaire] During the past year, who did you talk to when you had some important matters. Please think about 5 persons in a row and try to answer the following questions for each of them, beginning from the 1st person. If you think you would become confused, please begin by jotting down their names below... Person 4... How are you related to this person? (Please choose all that apply)... acquaintance from academic connection

[VAR] NG4RELA8

RESPONSE	PUNCH	03-07	2008	2009	2010	2011	2012	2013	2014	2016	2018	2021	2023	TOTAL
Non-choice	0	-	-	-	-	38.4	-	-	-	-	-	-	-	2.7
Choice	1	-	-	-	-	0.4	-	-	-	-	-	-	-	0.0
IAP	-1	100.0	100.0	100.0	100.0	61.2	100.0	100.0	100.0	100.0	100.0	100.0	100.0	97.3
N		7276	1508	1599	1576	1535	1396	1294	1370	1051	1031	1205	1230	22071

\* SHOW CARD

\*\*\* Keyword: Discussion

**Table 361 Relationship with Person 4: others**

[Questionnaire] During the past year, who did you talk to when you had some important matters. Please think about 5 persons in a row and try to answer the following questions for each of them, beginning from the 1st person. If you think you would become confused, please begin by jotting down their names below... Person 4... How are you related to this person? (Please choose all that apply)... others

[VAR] NG4RELA9

RESPONSE	PUNCH	03-07	2008	2009	2010	2011	2012	2013	2014	2016	2018	2021	2023	TOTAL
Non-choice	0	-	-	-	-	38.8	-	-	-	-	-	-	-	2.7
Choice	1	-	-	-	-	0.0	-	-	-	-	-	-	-	0.0
IAP	-1	100.0	100.0	100.0	100.0	61.2	100.0	100.0	100.0	100.0	100.0	100.0	100.0	97.3
N		7276	1508	1599	1576	1535	1396	1294	1370	1051	1031	1205	1230	22071

\* SHOW CARD

\*\*\* Keyword: Discussion

**Table 362 Frequency of having contacts with Person 4**

[Questionnaire] During the past year, who did you talk to when you had some important matters. Please think about 5 persons in a row and try to answer the following questions for each of them, beginning from the 1st person. If you think you would become confused, please begin by jotting down their names below... Person 4... How often do you have contacts with this person?

[VAR] NG4CONT

RESPONSE	PUNCH	03-07	2008	2009	2010	2011	2012	2013	2014	2016	2018	2021	2023	TOTAL
almost every day	1	-	-	-	-	10.9	-	-	-	-	-	-	-	0.8
3-4 times a week	2	-	-	-	-	8.8	-	-	-	-	-	-	-	0.6
Once a week	3	-	-	-	-	7.2	-	-	-	-	-	-	-	0.5
2-3 times a month	4	-	-	-	-	7.1	-	-	-	-	-	-	-	0.5
once a month	5	-	-	-	-	3.3	-	-	-	-	-	-	-	0.2
more than once a month	6	-	-	-	-	1.6	-	-	-	-	-	-	-	0.1
IAP	-1	100.0	100.0	100.0	100.0	61.2	100.0	100.0	100.0	100.0	100.0	100.0	100.0	97.3
N		7276	1508	1599	1576	1535	1396	1294	1370	1051	1031	1205	1230	22071

\* SHOW CARD

\*\*\* Keyword: Discussion



**Table 363 Fifth person to talk about important matters**

[Questionnaire] During the past year, who did you talk to when you had some important matters. Please think about 5 persons in a row and try to answer the following questions for each of them, beginning from the 1st person. If you think you would become confused, please begin by jotting down their names below... Person 5

[VAR] NG5

RESPONSE	PUNCH	03-07	2008	2009	2010	2011	2012	2013	2014	2016	2018	2021	2023	TOTAL
Yes	1	-	-	-	-	32.4	-	-	-	-	-	-	-	2.3
No	2	-	-	-	-	67.6	-	-	-	-	-	-	-	4.7
IAP	-1	100.0	100.0	100.0	100.0	0.0	100.0	100.0	100.0	100.0	100.0	100.0	100.0	93.0
N		7276	1508	1599	1576	1535	1396	1294	1370	1051	1031	1205	1230	22071

\* SHOW CARD

\*\*\* Keyword: Discussion

**Table 364 Gender of Person 5**

[Questionnaire] During the past year, who did you talk to when you had some important matters. Please think about 5 persons in a row and try to answer the following questions for each of them, beginning from the 1st person. If you think you would become confused, please begin by jotting down their names below... Person 5... Is this male or female?

[VAR] NG5SEX

RESPONSE	PUNCH	03-07	2008	2009	2010	2011	2012	2013	2014	2016	2018	2021	2023	TOTAL
Male	1	-	-	-	-	15.6	-	-	-	-	-	-	-	1.1
Female	2	-	-	-	-	16.7	-	-	-	-	-	-	-	1.2
IAP	-1	100.0	100.0	100.0	100.0	67.7	100.0	100.0	100.0	100.0	100.0	100.0	100.0	97.8
N		7276	1508	1599	1576	1535	1396	1294	1370	1051	1031	1205	1230	22071

\* SHOW CARD

\*\*\* Keyword: Discussion

**Table 365 Educational background of Person 5**

[Questionnaire] During the past year, who did you talk to when you had some important matters. Please think about 5 persons in a row and try to answer the following questions for each of them, beginning from the 1st person. If you think you would become confused, please begin by jotting down their names below... Person 5... What is the highest level of school this person has attended (including the drop-out)?

[VAR] NG5EDUC

RESPONSE	PUNCH	03-07	2008	2009	2010	2011	2012	2013	2014	2016	2018	2021	2023	TOTAL
None	1	-	-	-	-	0.1	-	-	-	-	-	-	-	0.0
Elementary	2	-	-	-	-	0.8	-	-	-	-	-	-	-	0.1
Junior high	3	-	-	-	-	1.5	-	-	-	-	-	-	-	0.1
High	4	-	-	-	-	8.9	-	-	-	-	-	-	-	0.6
College (2-3 years)	5	-	-	-	-	4.6	-	-	-	-	-	-	-	0.3
4-yr Univ.	6	-	-	-	-	14.3	-	-	-	-	-	-	-	1.0
Graduate school	7	-	-	-	-	1.9	-	-	-	-	-	-	-	0.1
DK/NA	-8	-	-	-	-	0.1	-	-	-	-	-	-	-	0.0
IAP	-1	100.0	100.0	100.0	100.0	67.7	100.0	100.0	100.0	100.0	100.0	100.0	100.0	97.8
N		7276	1508	1599	1576	1535	1396	1294	1370	1051	1031	1205	1230	22071

\* SHOW CARD

\*\*\* Keyword: Discussion

**Table 366 Age of Person 5**

[Questionnaire] During the past year, who did you talk to when you had some important matters. Please think about 5 persons in a row and try to answer the following questions for each of them, beginning from the 1st person. If you think you would become confused, please begin by jotting down their names below... Person 5... How old is this person?

[VAR] NG5AGE

RESPONSE	PUNCH	03-07	2008	2009	2010	2011	2012	2013	2014	2016	2018	2021	2023	TOTAL
20 or under	1	-	-	-	-	8.4	-	-	-	-	-	-	-	0.6
30-39	2	-	-	-	-	7.1	-	-	-	-	-	-	-	0.5
40-49	3	-	-	-	-	8.1	-	-	-	-	-	-	-	0.6
50-59	4	-	-	-	-	5.7	-	-	-	-	-	-	-	0.4
60 or over	5	-	-	-	-	2.9	-	-	-	-	-	-	-	0.2
DK/NA	-8	-	-	-	-	0.1	-	-	-	-	-	-	-	0.0
IAP	-1	100.0	100.0	100.0	100.0	67.6	100.0	100.0	100.0	100.0	100.0	100.0	100.0	97.7
N		7276	1508	1599	1576	1535	1396	1294	1370	1051	1031	1205	1230	22071

\* SHOW CARD

\*\*\* Keyword: Discussion

**Table 367 Length of time that R has known Person 5 (year/month)**

[Questionnaire] During the past year, who did you talk to when you had some important matters. Please think about 5 persons in a row and try to answer the following questions for each of them, beginning from the 1st person. If you think you would become confused, please begin by jotting down their names below... Person 5... How long did you know this person?

[VAR] NG5KNWYR, NG5KNWMO

RESPONSE	PUNCH	03-07	2008	2009	2010	2011	2012	2013	2014	2016	2018	2021	2023	TOTAL
Less than 10	1	-	-	-	-	13.9	-	-	-	-	-	-	-	1.0
10-less than 20	2	-	-	-	-	6.8	-	-	-	-	-	-	-	0.5
20-less than 30	3	-	-	-	-	4.6	-	-	-	-	-	-	-	0.3
30-less than 40	4	-	-	-	-	2.9	-	-	-	-	-	-	-	0.2
40-less than 50	5	-	-	-	-	2.5	-	-	-	-	-	-	-	0.2
50 or over	6	-	-	-	-	1.6	-	-	-	-	-	-	-	0.1
DK/NA	-8	-	-	-	-	0.1	-	-	-	-	-	-	-	0.0
IAP	-1	100.0	100.0	100.0	100.0	67.6	100.0	100.0	100.0	100.0	100.0	100.0	100.0	97.7
N		7276	1508	1599	1576	1535	1396	1294	1370	1051	1031	1205	1230	22071

\* SHOW CARD

\*\*\* Keyword: Discussion



**Table 368 Relationship with Person 5: family or relative**

[Questionnaire] During the past year, who did you talk to when you had some important matters. Please think about 5 persons in a row and try to answer the following questions for each of them, beginning from the 1st person. If you think you would become confused, please begin by jotting down their names below... Person 5... How are you related to this person? (Please choose all that apply)... family or relative

[VAR] NG5RELA1

RESPONSE	PUNCH	03-07	2008	2009	2010	2011	2012	2013	2014	2016	2018	2021	2023	TOTAL
Non-choice	0	-	-	-	-	24.4	-	-	-	-	-	-	-	1.7
Choice	1	-	-	-	-	8.0	-	-	-	-	-	-	-	0.6
IAP	-1	100.0	100.0	100.0	100.0	67.7	100.0	100.0	100.0	100.0	100.0	100.0	100.0	97.8
N		7276	1508	1599	1576	1535	1396	1294	1370	1051	1031	1205	1230	22071

\* SHOW CARD

\*\*\* Keyword: Discussion, Family Members

**Table 369 Relationship with Person 5: alumni**

[Questionnaire] During the past year, who did you talk to when you had some important matters. Please think about 5 persons in a row and try to answer the following questions for each of them, beginning from the 1st person. If you think you would become confused, please begin by jotting down their names below... Person 5... How are you related to this person? (Please choose all that apply)... alumni

[VAR] NG5RELA2

RESPONSE	PUNCH	03-07	2008	2009	2010	2011	2012	2013	2014	2016	2018	2021	2023	TOTAL
Non-choice	0	-	-	-	-	23.3	-	-	-	-	-	-	-	1.6
Choice	1	-	-	-	-	9.1	-	-	-	-	-	-	-	0.6
IAP	-1	100.0	100.0	100.0	100.0	67.6	100.0	100.0	100.0	100.0	100.0	100.0	100.0	97.7
N		7276	1508	1599	1576	1535	1396	1294	1370	1051	1031	1205	1230	22071

\* SHOW CARD

\*\*\* Keyword: Alumnus, Discussion

**Table 370 Relationship with Person 5: colleague at work**

[Questionnaire] During the past year, who did you talk to when you had some important matters. Please think about 5 persons in a row and try to answer the following questions for each of them, beginning from the 1st person. If you think you would become confused, please begin by jotting down their names below... Person 5... How are you related to this person? (Please choose all that apply)... colleague at work

[VAR] NG5RELA3

RESPONSE	PUNCH	03-07	2008	2009	2010	2011	2012	2013	2014	2016	2018	2021	2023	TOTAL
Non-choice	0	-	-	-	-	26.7	-	-	-	-	-	-	-	1.9
Choice	1	-	-	-	-	5.7	-	-	-	-	-	-	-	0.4
IAP	-1	100.0	100.0	100.0	100.0	67.7	100.0	100.0	100.0	100.0	100.0	100.0	100.0	97.8
N		7276	1508	1599	1576	1535	1396	1294	1370	1051	1031	1205	1230	22071

\* SHOW CARD

\*\*\* Keyword: Discussion, Workplace, Colleagues

**Table 371 Relationship with Person 5: neighbor**

[Questionnaire] During the past year, who did you talk to when you had some important matters. Please think about 5 persons in a row and try to answer the following questions for each of them, beginning from the 1st person. If you think you would become confused, please begin by jotting down their names below... Person 5... How are you related to this person? (Please choose all that apply)... neighbor

[VAR] NG5RELA4

RESPONSE	PUNCH	03-07	2008	2009	2010	2011	2012	2013	2014	2016	2018	2021	2023	TOTAL
Non-choice	0	-	-	-	-	28.1	-	-	-	-	-	-	-	2.0
Choice	1	-	-	-	-	4.3	-	-	-	-	-	-	-	0.3
IAP	-1	100.0	100.0	100.0	100.0	67.6	100.0	100.0	100.0	100.0	100.0	100.0	100.0	97.7
N		7276	1508	1599	1576	1535	1396	1294	1370	1051	1031	1205	1230	22071

\* SHOW CARD

\*\*\* Keyword: Discussion, Neighbor

**Table 372 Relationship with Person 5: friend from hometown**

[Questionnaire] During the past year, who did you talk to when you had some important matters. Please think about 5 persons in a row and try to answer the following questions for each of them, beginning from the 1st person. If you think you would become confused, please begin by jotting down their names below... Person 5... How are you related to this person? (Please choose all that apply)... friend from hometown

[VAR] NG5RELA5

RESPONSE	PUNCH	03-07	2008	2009	2010	2011	2012	2013	2014	2016	2018	2021	2023	TOTAL
Non-choice	0	-	-	-	-	29.1	-	-	-	-	-	-	-	2.0
Choice	1	-	-	-	-	3.3	-	-	-	-	-	-	-	0.2
IAP	-1	100.0	100.0	100.0	100.0	67.6	100.0	100.0	100.0	100.0	100.0	100.0	100.0	97.7
N		7276	1508	1599	1576	1535	1396	1294	1370	1051	1031	1205	1230	22071

\* SHOW CARD

\*\*\* Keyword: Discussion, Friends



**Table 373 Relationship with Person 5: acquaintance from same religious group**

[Questionnaire] During the past year, who did you talk to when you had some important matters. Please think about 5 persons in a row and try to answer the following questions for each of them, beginning from the 1st person. If you think you would become confused, please begin by jotting down their names below... Person 5... How are you related to this person? (Please choose all that apply)... acquaintance from same religious group

[VAR] NG5RELA6

RESPONSE	PUNCH	03-07	2008	2009	2010	2011	2012	2013	2014	2016	2018	2021	2023	TOTAL
Non-choice	0	-	-	-	-	31.7	-	-	-	-	-	-	-	2.2
Choice	1	-	-	-	-	0.7	-	-	-	-	-	-	-	0.0
IAP	-1	100.0	100.0	100.0	100.0	67.6	100.0	100.0	100.0	100.0	100.0	100.0	100.0	97.7
N		7276	1508	1599	1576	1535	1396	1294	1370	1051	1031	1205	1230	22071

\* SHOW CARD

\*\*\* Keyword: Discussion, Religion, Discussion

**Table 374 Relationship with Person 5: social acquaintance**

[Questionnaire] During the past year, who did you talk to when you had some important matters. Please think about 5 persons in a row and try to answer the following questions for each of them, beginning from the 1st person. If you think you would become confused, please begin by jotting down their names below... Person 5... How are you related to this person? (Please choose all that apply)... social acquaintance

[VAR] NG5RELA7

RESPONSE	PUNCH	03-07	2008	2009	2010	2011	2012	2013	2014	2016	2018	2021	2023	TOTAL
Non-choice	0	-	-	-	-	31.3	-	-	-	-	-	-	-	2.2
Choice	1	-	-	-	-	1.1	-	-	-	-	-	-	-	0.1
IAP	-1	100.0	100.0	100.0	100.0	67.6	100.0	100.0	100.0	100.0	100.0	100.0	100.0	97.7
N		7276	1508	1599	1576	1535	1396	1294	1370	1051	1031	1205	1230	22071

\* SHOW CARD

\*\*\* Keyword: Discussion

**Table 375 Relationship with Person 5: acquaintance from academic connection**

[Questionnaire] During the past year, who did you talk to when you had some important matters. Please think about 5 persons in a row and try to answer the following questions for each of them, beginning from the 1st person. If you think you would become confused, please begin by jotting down their names below... Person 5... How are you related to this person? (Please choose all that apply)... acquaintance from academic connection

[VAR] NG5RELA8

RESPONSE	PUNCH	03-07	2008	2009	2010	2011	2012	2013	2014	2016	2018	2021	2023	TOTAL
Non-choice	0	-	-	-	-	31.9	-	-	-	-	-	-	-	2.2
Choice	1	-	-	-	-	0.5	-	-	-	-	-	-	-	0.0
IAP	-1	100.0	100.0	100.0	100.0	67.6	100.0	100.0	100.0	100.0	100.0	100.0	100.0	97.7
N		7276	1508	1599	1576	1535	1396	1294	1370	1051	1031	1205	1230	22071

\* SHOW CARD

\*\*\* Keyword: Discussion

**Table 376 Relationship with Person 5: others**

[Questionnaire] During the past year, who did you talk to when you had some important matters. Please think about 5 persons in a row and try to answer the following questions for each of them, beginning from the 1st person. If you think you would become confused, please begin by jotting down their names below... Person 5... How are you related to this person? (Please choose all that apply)... others

[VAR] NG5RELA9

RESPONSE	PUNCH	03-07	2008	2009	2010	2011	2012	2013	2014	2016	2018	2021	2023	TOTAL
Non-choice	0	-	-	-	-	32.2	-	-	-	-	-	-	-	2.2
Choice	1	-	-	-	-	0.2	-	-	-	-	-	-	-	0.0
IAP	-1	100.0	100.0	100.0	100.0	67.6	100.0	100.0	100.0	100.0	100.0	100.0	100.0	97.7
N		7276	1508	1599	1576	1535	1396	1294	1370	1051	1031	1205	1230	22071

\* SHOW CARD

\*\*\* Keyword: Discussion

**Table 377 Frequency of having contacts with Person 5**

[Questionnaire] During the past year, who did you talk to when you had some important matters. Please think about 5 persons in a row and try to answer the following questions for each of them, beginning from the 1st person. If you think you would become confused, please begin by jotting down their names below... Person 5... How often do you have contacts with this person?

[VAR] NG5CONT

RESPONSE	PUNCH	03-07	2008	2009	2010	2011	2012	2013	2014	2016	2018	2021	2023	TOTAL
almost every day	1	-	-	-	-	9.2	-	-	-	-	-	-	-	0.6
3-4 times a week	2	-	-	-	-	5.2	-	-	-	-	-	-	-	0.4
Once a week	3	-	-	-	-	6.4	-	-	-	-	-	-	-	0.4
2-3 times a month	4	-	-	-	-	5.7	-	-	-	-	-	-	-	0.4
once a month	5	-	-	-	-	3.6	-	-	-	-	-	-	-	0.2
more than once a month	6	-	-	-	-	2.3	-	-	-	-	-	-	-	0.2
IAP	-1	100.0	100.0	100.0	100.0	67.6	100.0	100.0	100.0	100.0	100.0	100.0	100.0	97.7
N		7276	1508	1599	1576	1535	1396	1294	1370	1051	1031	1205	1230	22071

\* SHOW CARD

\*\*\* Keyword: Discussion



**Table 378 Recognition between Person 1 and 2**

[Questionnaire] During the past year, who did you talk to when you had some important matters. Please think about 5 persons in a row and try to answer the following questions for each of them, beginning from the 1st person. If you think you would become confused, please begin by jotting down their names below... Are these persons familiar with each other? (Choose all pairs that apply)... Persons 1 and 2

[VAR] NGMUTU01

RESPONSE	PUNCH	03-07	2008	2009	2010	2011	2012	2013	2014	2016	2018	2021	2023	TOTAL
Unfamiliar	0	-	-	-	-	19.0	-	-	-	-	-	-	-	1.3
Familiar	1	-	-	-	-	56.0	-	-	-	-	-	-	-	3.9
IAP	-1	100.0	100.0	100.0	100.0	25.1	100.0	100.0	100.0	100.0	100.0	100.0	100.0	94.8
N		7276	1508	1599	1576	1535	1396	1294	1370	1051	1031	1205	1230	22071

\* SHOW CARD

\*\*\* Keyword: Discussion

**Table 379 Recognition between Person 1 and 3**

[Questionnaire] During the past year, who did you talk to when you had some important matters. Please think about 5 persons in a row and try to answer the following questions for each of them, beginning from the 1st person. If you think you would become confused, please begin by jotting down their names below... Are these persons familiar with each other? (Choose all pairs that apply)... Persons 1 and 3

[VAR] NGMUTU02

RESPONSE	PUNCH	03-07	2008	2009	2010	2011	2012	2013	2014	2016	2018	2021	2023	TOTAL
Unfamiliar	0	-	-	-	-	22.7	-	-	-	-	-	-	-	1.6
Familiar	1	-	-	-	-	33.4	-	-	-	-	-	-	-	2.3
IAP	-1	100.0	100.0	100.0	100.0	43.8	100.0	100.0	100.0	100.0	100.0	100.0	100.0	96.1
N		7276	1508	1599	1576	1535	1396	1294	1370	1051	1031	1205	1230	22071

\* SHOW CARD

\*\*\* Keyword: Discussion

**Table 380 Recognition between Person 1 and 4**

[Questionnaire] During the past year, who did you talk to when you had some important matters. Please think about 5 persons in a row and try to answer the following questions for each of them, beginning from the 1st person. If you think you would become confused, please begin by jotting down their names below... Are these persons familiar with each other? (Choose all pairs that apply)... Persons 1 and 4

[VAR] NGMUTU03

RESPONSE	PUNCH	03-07	2008	2009	2010	2011	2012	2013	2014	2016	2018	2021	2023	TOTAL
Unfamiliar	0	-	-	-	-	20.1	-	-	-	-	-	-	-	1.4
Familiar	1	-	-	-	-	19.1	-	-	-	-	-	-	-	1.3
IAP	-1	100.0	100.0	100.0	100.0	60.8	100.0	100.0	100.0	100.0	100.0	100.0	100.0	97.3
N		7276	1508	1599	1576	1535	1396	1294	1370	1051	1031	1205	1230	22071

\* SHOW CARD

\*\*\* Keyword: Discussion

**Table 381 Recognition between Person 1 and 5**

[Questionnaire] During the past year, who did you talk to when you had some important matters. Please think about 5 persons in a row and try to answer the following questions for each of them, beginning from the 1st person. If you think you would become confused, please begin by jotting down their names below... Are these persons familiar with each other? (Choose all pairs that apply)... Persons 1 and 5

[VAR] NGMUTU04

RESPONSE	PUNCH	03-07	2008	2009	2010	2011	2012	2013	2014	2016	2018	2021	2023	TOTAL
Unfamiliar	0	-	-	-	-	18.3	-	-	-	-	-	-	-	1.3
Familiar	1	-	-	-	-	14.5	-	-	-	-	-	-	-	1.0
IAP	-1	100.0	100.0	100.0	100.0	67.2	100.0	100.0	100.0	100.0	100.0	100.0	100.0	97.7
N		7276	1508	1599	1576	1535	1396	1294	1370	1051	1031	1205	1230	22071

\* SHOW CARD

\*\*\* Keyword: Discussion

**Table 382 Recognition between Person 2 and 3**

[Questionnaire] During the past year, who did you talk to when you had some important matters. Please think about 5 persons in a row and try to answer the following questions for each of them, beginning from the 1st person. If you think you would become confused, please begin by jotting down their names below... Are these persons familiar with each other? (Choose all pairs that apply)... Persons 2 and 3

[VAR] NGMUTU05

RESPONSE	PUNCH	03-07	2008	2009	2010	2011	2012	2013	2014	2016	2018	2021	2023	TOTAL
Unfamiliar	0	-	-	-	-	23.6	-	-	-	-	-	-	-	1.6
Familiar	1	-	-	-	-	32.5	-	-	-	-	-	-	-	2.3
IAP	-1	100.0	100.0	100.0	100.0	43.8	100.0	100.0	100.0	100.0	100.0	100.0	100.0	96.1
N		7276	1508	1599	1576	1535	1396	1294	1370	1051	1031	1205	1230	22071

\* SHOW CARD

\*\*\* Keyword: Discussion



**Table 383 Recognition between Person 2 and 4**

[Questionnaire] During the past year, who did you talk to when you had some important matters. Please think about 5 persons in a row and try to answer the following questions for each of them, beginning from the 1st person. If you think you would become confused, please begin by jotting down their names below... Are these persons familiar with each other? (Choose all pairs that apply)... Persons 2 and 4

[VAR] NGMUTU06

RESPONSE	PUNCH	03-07	2008	2009	2010	2011	2012	2013	2014	2016	2018	2021	2023	TOTAL
Unfamiliar	0	-	-	-	-	22.0	-	-	-	-	-	-	-	1.5
Familiar	1	-	-	-	-	17.2	-	-	-	-	-	-	-	1.2
IAP	-1	100.0	100.0	100.0	100.0	60.8	100.0	100.0	100.0	100.0	100.0	100.0	100.0	97.3
N		7276	1508	1599	1576	1535	1396	1294	1370	1051	1031	1205	1230	22071

\* SHOW CARD

\*\*\* Keyword: Discussion

**Table 384 Recognition between Person 2 and 5**

[Questionnaire] During the past year, who did you talk to when you had some important matters. Please think about 5 persons in a row and try to answer the following questions for each of them, beginning from the 1st person. If you think you would become confused, please begin by jotting down their names below... Are these persons familiar with each other? (Choose all pairs that apply)... Persons 2 and 5

[VAR] NGMUTU07

RESPONSE	PUNCH	03-07	2008	2009	2010	2011	2012	2013	2014	2016	2018	2021	2023	TOTAL
Unfamiliar	0	-	-	-	-	20.0	-	-	-	-	-	-	-	1.4
Familiar	1	-	-	-	-	12.7	-	-	-	-	-	-	-	0.9
IAP	-1	100.0	100.0	100.0	100.0	67.3	100.0	100.0	100.0	100.0	100.0	100.0	100.0	97.7
N		7276	1508	1599	1576	1535	1396	1294	1370	1051	1031	1205	1230	22071

\* SHOW CARD

\*\*\* Keyword: Discussion

**Table 385 Recognition between Person 3 and 4**

[Questionnaire] During the past year, who did you talk to when you had some important matters. Please think about 5 persons in a row and try to answer the following questions for each of them, beginning from the 1st person. If you think you would become confused, please begin by jotting down their names below... Are these persons familiar with each other? (Choose all pairs that apply)... Persons 3 and 4

[VAR] NGMUTU08

RESPONSE	PUNCH	03-07	2008	2009	2010	2011	2012	2013	2014	2016	2018	2021	2023	TOTAL
Unfamiliar	0	-	-	-	-	18.6	-	-	-	-	-	-	-	1.3
Familiar	1	-	-	-	-	20.5	-	-	-	-	-	-	-	1.4
IAP	-1	100.0	100.0	100.0	100.0	60.9	100.0	100.0	100.0	100.0	100.0	100.0	100.0	97.3
N		7276	1508	1599	1576	1535	1396	1294	1370	1051	1031	1205	1230	22071

\* SHOW CARD

\*\*\* Keyword: Discussion

**Table 386 Recognition between Person 3 and 5**

[Questionnaire] During the past year, who did you talk to when you had some important matters. Please think about 5 persons in a row and try to answer the following questions for each of them, beginning from the 1st person. If you think you would become confused, please begin by jotting down their names below... Are these persons familiar with each other? (Choose all pairs that apply)... Persons 3 and 5

[VAR] NGMUTU09

RESPONSE	PUNCH	03-07	2008	2009	2010	2011	2012	2013	2014	2016	2018	2021	2023	TOTAL
Unfamiliar	0	-	-	-	-	20.6	-	-	-	-	-	-	-	1.4
Familiar	1	-	-	-	-	12.3	-	-	-	-	-	-	-	0.9
IAP	-1	100.0	100.0	100.0	100.0	67.1	100.0	100.0	100.0	100.0	100.0	100.0	100.0	97.7
N		7276	1508	1599	1576	1535	1396	1294	1370	1051	1031	1205	1230	22071

\* SHOW CARD

\*\*\* Keyword: Discussion

**Table 387 Recognition between Person 4 and 5**

[Questionnaire] During the past year, who did you talk to when you had some important matters. Please think about 5 persons in a row and try to answer the following questions for each of them, beginning from the 1st person. If you think you would become confused, please begin by jotting down their names below... Are these persons familiar with each other? (Choose all pairs that apply)... Persons 4 and 5

[VAR] NGMUTU10

RESPONSE	PUNCH	03-07	2008	2009	2010	2011	2012	2013	2014	2016	2018	2021	2023	TOTAL
Unfamiliar	0	-	-	-	-	18.4	-	-	-	-	-	-	-	1.3
Familiar	1	-	-	-	-	14.4	-	-	-	-	-	-	-	1.0
IAP	-1	100.0	100.0	100.0	100.0	67.2	100.0	100.0	100.0	100.0	100.0	100.0	100.0	97.7
N		7276	1508	1599	1576	1535	1396	1294	1370	1051	1031	1205	1230	22071

\* SHOW CARD

\*\*\* Keyword: Discussion



**Table 388 The age group that can be called the elderly**

[Questionnaire] What do you think about the age group, in general, to which the term, elderly, can be applied?

[VAR] ELDAGE

RESPONSE	PUNCH	03-07	2008	2009	2010	2011	2012	2013	2014	2016	2018	2021	2023	TOTAL
40 ~ 44	1	-	-	-	-	0.1	-	-	0.0	-	-	-	-	0.0
45 ~ 49	2	-	-	-	-	0.1	-	-	0.1	-	-	-	-	0.0
50 ~ 54	3	-	-	-	-	0.8	-	-	0.3	-	-	-	-	0.1
55 ~ 59	4	-	-	-	-	0.8	-	-	0.8	-	-	-	-	0.1
60 ~ 64	5	-	-	-	-	12.6	-	-	9.0	-	-	-	-	1.4
65 ~ 69	6	-	-	-	-	24.2	-	-	22.0	-	-	-	-	3.0
70 ~ 74	7	-	-	-	-	46.6	-	-	46.0	-	-	-	-	6.1
75 ~ 79	8	-	-	-	-	9.1	-	-	13.6	-	-	-	-	1.5
80 ~ 84	9	-	-	-	-	5.2	-	-	7.4	-	-	-	-	0.8
85 ~ 89	10	-	-	-	-	0.3	-	-	0.5	-	-	-	-	0.0
90 ~ 94	11	-	-	-	-	0.2	-	-	0.4	-	-	-	-	0.0
95 ~ 99	12	-	-	-	-	0.0	-	-	0.0	-	-	-	-	0.0
100 yrs. old or over	13	-	-	-	-	0.1	-	-	0.0	-	-	-	-	0.0
IAP	-1	100.0	100.0	100.0	100.0	0.0	100.0	100.0	0.0	100.0	100.0	100.0	100.0	86.8
N		7276	1508	1599	1576	1535	1396	1294	1370	1051	1031	1205	1230	22071

\* SHOW CARD

\*\*\* Keyword: The Old

**Table 389 Whether to consider R as the elderly**

[Questionnaire] Do you personally think you are an elderly?

[VAR] ELDSELF

RESPONSE	PUNCH	03-07	2008	2009	2010	2011	2012	2013	2014	2016	2018	2021	2023	TOTAL
Yes	1	-	-	-	-	12.4	-	-	-	-	-	-	-	0.9
No	2	-	-	-	-	87.6	-	-	-	-	-	-	-	6.1
IAP	-1	100.0	100.0	100.0	100.0	0.0	100.0	100.0	100.0	100.0	100.0	100.0	100.0	93.0
N		7276	1508	1599	1576	1535	1396	1294	1370	1051	1031	1205	1230	22071

\*\*\* Keyword: The Old

**Table 390 Best time in life**

[Questionnaire] What do you think the best time is for a person in his/her life?

[VAR] BESTAGE

RESPONSE	PUNCH	03-07	2008	2009	2010	2011	2012	2013	2014	2016	2018	2021	2023	TOTAL
Less than 10 yrs.	1	-	-	-	-	3.6	-	-	2.9	-	-	-	-	0.4
10's	2	-	-	-	-	10.9	-	-	9.5	-	-	-	-	1.4
20's	3	-	-	-	-	41.9	-	-	43.2	-	-	-	-	5.6
30's	4	-	-	-	-	23.6	-	-	20.8	-	-	-	-	2.9
40's	5	-	-	-	-	12.2	-	-	13.1	-	-	-	-	1.7
50's	6	-	-	-	-	5.7	-	-	7.5	-	-	-	-	0.9
60's	7	-	-	-	-	1.7	-	-	2.4	-	-	-	-	0.3
70's	8	-	-	-	-	0.3	-	-	0.4	-	-	-	-	0.0
80's	9	-	-	-	-	0.1	-	-	0.1	-	-	-	-	0.0
90's	10	-	-	-	-	0.0	-	-	0.1	-	-	-	-	0.0
100 yrs. old or over	11	-	-	-	-	0.0	-	-	0.1	-	-	-	-	0.0
DK/NA	-8	-	-	-	-	0.1	-	-	0.0	-	-	-	-	0.0
IAP	-1	100.0	100.0	100.0	100.0	0.0	100.0	100.0	0.0	100.0	100.0	100.0	100.0	86.8
N		7276	1508	1599	1576	1535	1396	1294	1370	1051	1031	1205	1230	22071

\* SHOW CARD

\*\*\* Keyword: Life

**Table 391 Opinion on the elderly and aging: I think I have lots of things to do when I become old**

[Questionnaire] Here are some statements about the elderly and aging. Please indicate the extent to which you agree or disagree to each of them... I think I have lots of things to do when I become old

[VAR] ELDCOG01

RESPONSE	PUNCH	03-07	2008	2009	2010	2011	2012	2013	2014	2016	2018	2021	2023	TOTAL
Strongly agree	1	-	-	-	-	10.9	-	-	-	-	-	-	-	0.8
Somewhat agree	2	-	-	-	-	25.8	-	-	-	-	-	-	-	1.8
Neither, Nor	3	-	-	-	-	25.3	-	-	-	-	-	-	-	1.8
Somewhat disagree	4	-	-	-	-	22.8	-	-	-	-	-	-	-	1.6
Strongly disagree	5	-	-	-	-	2.6	-	-	-	-	-	-	-	0.2
DK/NA	-8	-	-	-	-	0.2	-	-	-	-	-	-	-	0.0
IAP(I'm Not an Elderly)	-1	100.0	100.0	100.0	100.0	12.4	100.0	100.0	100.0	100.0	100.0	100.0	100.0	93.9
N		7276	1508	1599	1576	1535	1396	1294	1370	1051	1031	1205	1230	22071

\* SHOW CARD

**Table 392 Opinion on the elderly and aging: I believe I could still do most things for myself when I become**

[Questionnaire] Here are some statements about the elderly and aging. Please indicate the extent to which you agree or disagree to each of them... I believe I could still do most things for myself when I become old

[VAR] ELDCOG02

RESPONSE	PUNCH	03-07	2008	2009	2010	2011	2012	2013	2014	2016	2018	2021	2023	TOTAL
Strongly agree	1	-	-	-	-	14.9	-	-	-	-	-	-	-	1.0
Somewhat agree	2	-	-	-	-	43.8	-	-	-	-	-	-	-	3.0
Neither, Nor	3	-	-	-	-	17.9	-	-	-	-	-	-	-	1.2
Somewhat disagree	4	-	-	-	-	9.7	-	-	-	-	-	-	-	0.7
Strongly disagree	5	-	-	-	-	1.0	-	-	-	-	-	-	-	0.1
DK/NA	-8	-	-	-	-	0.2	-	-	-	-	-	-	-	0.0
IAP(I'm Not an Elderly)	-1	100.0	100.0	100.0	100.0	12.4	100.0	100.0	100.0	100.0	100.0	100.0	100.0	93.9
N		7276	1508	1599	1576	1535	1396	1294	1370	1051	1031	1205	1230	22071

\* SHOW CARD



**Table 393 Opinion on the elderly and aging: I expect I think of myself favorably when I become old**

[Questionnaire] Here are some statements about the elderly and aging. Please indicate the extent to which you agree or disagree to each of them... I expect I think of myself favorably when I become old

[VAR] ELDCOG03

RESPONSE	PUNCH	03-07	2008	2009	2010	2011	2012	2013	2014	2016	2018	2021	2023	TOTAL
Strongly agree	1	-	-	-	-	16.8	-	-	-	-	-	-	-	1.2
Somewhat agree	2	-	-	-	-	41.5	-	-	-	-	-	-	-	2.9
Neither, Nor	3	-	-	-	-	22.7	-	-	-	-	-	-	-	1.6
Somewhat disagree	4	-	-	-	-	5.8	-	-	-	-	-	-	-	0.4
Strongly disagree	5	-	-	-	-	0.5	-	-	-	-	-	-	-	0.0
DK/NA	-8	-	-	-	-	0.2	-	-	-	-	-	-	-	0.0
IAP(I'm Not an Elderly)	-1	100.0	100.0	100.0	100.0	12.4	100.0	100.0	100.0	100.0	100.0	100.0	100.0	93.9
N		7276	1508	1599	1576	1535	1396	1294	1370	1051	1031	1205	1230	22071

\* SHOW CARD

**Table 394 Opinion on the elderly and aging: I am not afraid of the days when I might see my gray hairs in the mirror**

[Questionnaire] Here are some statements about the elderly and aging. Please indicate the extent to which you agree or disagree to each of them... I am not afraid of the days when I might see my gray hairs in the glass

[VAR] ELDCOG04

RESPONSE	PUNCH	03-07	2008	2009	2010	2011	2012	2013	2014	2016	2018	2021	2023	TOTAL
Strongly agree	1	-	-	-	-	18.8	-	-	-	-	-	-	-	1.3
Somewhat agree	2	-	-	-	-	28.5	-	-	-	-	-	-	-	2.0
Neither, Nor	3	-	-	-	-	19.0	-	-	-	-	-	-	-	1.3
Somewhat disagree	4	-	-	-	-	16.3	-	-	-	-	-	-	-	1.1
Strongly disagree	5	-	-	-	-	4.5	-	-	-	-	-	-	-	0.3
DK/NA	-8	-	-	-	-	0.5	-	-	-	-	-	-	-	0.0
IAP(I'm Not an Elderly)	-1	100.0	100.0	100.0	100.0	12.4	100.0	100.0	100.0	100.0	100.0	100.0	100.0	93.9
N		7276	1508	1599	1576	1535	1396	1294	1370	1051	1031	1205	1230	22071

\* SHOW CARD

**Table 395 Opinion on the elderly and aging: I am not afraid if I look old when I become old**

[Questionnaire] Here are some statements about the elderly and aging. Please indicate the extent to which you agree or disagree to each of them... I am not afraid if I look old when I become old

[VAR] ELDCOG05

RESPONSE	PUNCH	03-07	2008	2009	2010	2011	2012	2013	2014	2016	2018	2021	2023	TOTAL
Strongly agree	1	-	-	-	-	17.4	-	-	-	-	-	-	-	1.2
Somewhat agree	2	-	-	-	-	30.4	-	-	-	-	-	-	-	2.1
Neither, Nor	3	-	-	-	-	18.3	-	-	-	-	-	-	-	1.3
Somewhat disagree	4	-	-	-	-	16.2	-	-	-	-	-	-	-	1.1
Strongly disagree	5	-	-	-	-	5.1	-	-	-	-	-	-	-	0.4
DK/NA	-8	-	-	-	-	0.2	-	-	-	-	-	-	-	0.0
IAP(I'm Not an Elderly)	-1	100.0	100.0	100.0	100.0	12.4	100.0	100.0	100.0	100.0	100.0	100.0	100.0	93.9
N		7276	1508	1599	1576	1535	1396	1294	1370	1051	1031	1205	1230	22071

\* SHOW CARD

**Table 396 Opinion on the elderly and aging: I might be cheating on my own age in order to look younger when I become old**

[Questionnaire] Here are some statements about the elderly and aging. Please indicate the extent to which you agree or disagree to each of them... I might be cheating on my own age in order to look younger when I become old

[VAR] ELDCOG06

RESPONSE	PUNCH	03-07	2008	2009	2010	2011	2012	2013	2014	2016	2018	2021	2023	TOTAL
Strongly agree	1	-	-	-	-	3.6	-	-	-	-	-	-	-	0.2
Somewhat agree	2	-	-	-	-	14.1	-	-	-	-	-	-	-	1.0
Neither, Nor	3	-	-	-	-	14.9	-	-	-	-	-	-	-	1.0
Somewhat disagree	4	-	-	-	-	31.3	-	-	-	-	-	-	-	2.2
Strongly disagree	5	-	-	-	-	23.5	-	-	-	-	-	-	-	1.6
DK/NA	-8	-	-	-	-	0.2	-	-	-	-	-	-	-	0.0
IAP(I'm Not an Elderly)	-1	100.0	100.0	100.0	100.0	12.4	100.0	100.0	100.0	100.0	100.0	100.0	100.0	93.9
N		7276	1508	1599	1576	1535	1396	1294	1370	1051	1031	1205	1230	22071

\* SHOW CARD

**Table 397 Opinion on the elderly and aging: I am afraid if my friends are all dead when I become old**

[Questionnaire] Here are some statements about the elderly and aging. Please indicate the extent to which you agree or disagree to each of them... I am afraid if my friends are all dead when I become old

[VAR] ELDCOG07

RESPONSE	PUNCH	03-07	2008	2009	2010	2011	2012	2013	2014	2016	2018	2021	2023	TOTAL
Strongly agree	1	-	-	-	-	6.3	-	-	-	-	-	-	-	0.4
Somewhat agree	2	-	-	-	-	22.3	-	-	-	-	-	-	-	1.5
Neither, Nor	3	-	-	-	-	20.6	-	-	-	-	-	-	-	1.4
Somewhat disagree	4	-	-	-	-	24.6	-	-	-	-	-	-	-	1.7
Strongly disagree	5	-	-	-	-	13.5	-	-	-	-	-	-	-	0.9
DK/NA	-8	-	-	-	-	0.3	-	-	-	-	-	-	-	0.0
IAP(I'm Not an Elderly)	-1	100.0	100.0	100.0	100.0	12.4	100.0	100.0	100.0	100.0	100.0	100.0	100.0	93.9
N		7276	1508	1599	1576	1535	1396	1294	1370	1051	1031	1205	1230	22071

\* SHOW CARD

\*\*\* Keyword: Friends



**Table 398 Opinion on the elderly and aging: I become more afraid of my health as I become older**

[Questionnaire] Here are some statements about the elderly and aging. Please indicate the extent to which you agree or disagree to each of them... I become more afraid of my health as I become older

[VAR] ELDCOG08

RESPONSE	PUNCH	03-07	2008	2009	2010	2011	2012	2013	2014	2016	2018	2021	2023	TOTAL
Strongly agree	1	-	-	-	-	15.8	-	-	-	-	-	-	-	1.1
Somewhat agree	2	-	-	-	-	38.4	-	-	-	-	-	-	-	2.7
Neither, Nor	3	-	-	-	-	18.1	-	-	-	-	-	-	-	1.3
Somewhat disagree	4	-	-	-	-	11.1	-	-	-	-	-	-	-	0.8
Strongly disagree	5	-	-	-	-	3.9	-	-	-	-	-	-	-	0.3
DK/NA	-8	-	-	-	-	0.2	-	-	-	-	-	-	-	0.0
IAP(I'm Not an Elderly)	-1	100.0	100.0	100.0	100.0	12.4	100.0	100.0	100.0	100.0	100.0	100.0	100.0	93.9
N		7276	1508	1599	1576	1535	1396	1294	1370	1051	1031	1205	1230	22071

\* SHOW CARD

\*\*\* Keyword: Health

**Table 399 Opinion on the elderly and aging: I become anxious when I think someone else is deciding my own matters when I become old**

[Questionnaire] Here are some statements about the elderly and aging. Please indicate the extent to which you agree or disagree to each of them... I become anxious when I think someone else is deciding my own matters when I become old

[VAR] ELDCOG09

RESPONSE	PUNCH	03-07	2008	2009	2010	2011	2012	2013	2014	2016	2018	2021	2023	TOTAL
Strongly agree	1	-	-	-	-	6.5	-	-	-	-	-	-	-	0.5
Somewhat agree	2	-	-	-	-	24.5	-	-	-	-	-	-	-	1.7
Neither, Nor	3	-	-	-	-	23.4	-	-	-	-	-	-	-	1.6
Somewhat disagree	4	-	-	-	-	22.8	-	-	-	-	-	-	-	1.6
Strongly disagree	5	-	-	-	-	10.1	-	-	-	-	-	-	-	0.7
DK/NA	-8	-	-	-	-	0.3	-	-	-	-	-	-	-	0.0
IAP(I'm Not an Elderly)	-1	100.0	100.0	100.0	100.0	12.4	100.0	100.0	100.0	100.0	100.0	100.0	100.0	93.9
N		7276	1508	1599	1576	1535	1396	1294	1370	1051	1031	1205	1230	22071

\* SHOW CARD

\*\*\* Keyword: Decision, Anxious

**Table 400 Opinion on the elderly and aging: I am afraid if other people would disregard me when I become old**

[Questionnaire] Here are some statements about the elderly and aging. Please indicate the extent to which you agree or disagree to each of them... I am afraid if other people would disregard me when I become old

[VAR] ELDCOG10

RESPONSE	PUNCH	03-07	2008	2009	2010	2011	2012	2013	2014	2016	2018	2021	2023	TOTAL
Strongly agree	1	-	-	-	-	4.8	-	-	-	-	-	-	-	0.3
Somewhat agree	2	-	-	-	-	18.8	-	-	-	-	-	-	-	1.3
Neither, Nor	3	-	-	-	-	20.5	-	-	-	-	-	-	-	1.4
Somewhat disagree	4	-	-	-	-	28.7	-	-	-	-	-	-	-	2.0
Strongly disagree	5	-	-	-	-	14.5	-	-	-	-	-	-	-	1.0
DK/NA	-8	-	-	-	-	0.3	-	-	-	-	-	-	-	0.0
IAP(I'm Not an Elderly)	-1	100.0	100.0	100.0	100.0	12.4	100.0	100.0	100.0	100.0	100.0	100.0	100.0	93.9
N		7276	1508	1599	1576	1535	1396	1294	1370	1051	1031	1205	1230	22071

\* SHOW CARD

\*\*\* Keyword: Disregard

**Table 401 Opinion on the elderly and aging: I am afraid if my life has no meaning at all when I become old**

[Questionnaire] Here are some statements about the elderly and aging. Please indicate the extent to which you agree or disagree to each of them... I am afraid if my life has no meaning at all when I become old

[VAR] ELDCOG11

RESPONSE	PUNCH	03-07	2008	2009	2010	2011	2012	2013	2014	2016	2018	2021	2023	TOTAL
Strongly agree	1	-	-	-	-	5.7	-	-	-	-	-	-	-	0.4
Somewhat agree	2	-	-	-	-	20.4	-	-	-	-	-	-	-	1.4
Neither, Nor	3	-	-	-	-	19.1	-	-	-	-	-	-	-	1.3
Somewhat disagree	4	-	-	-	-	26.0	-	-	-	-	-	-	-	1.8
Strongly disagree	5	-	-	-	-	16.2	-	-	-	-	-	-	-	1.1
DK/NA	-8	-	-	-	-	0.2	-	-	-	-	-	-	-	0.0
IAP(I'm Not an Elderly)	-1	100.0	100.0	100.0	100.0	12.4	100.0	100.0	100.0	100.0	100.0	100.0	100.0	93.9
N		7276	1508	1599	1576	1535	1396	1294	1370	1051	1031	1205	1230	22071

\* SHOW CARD

\*\*\* Keyword: Life

**Table 402 Ever tried to tell the elderly they look young despites their ages**

[Questionnaire] Please tell me if you have ever had each of the following experiences before... I have ever tried to tell the elderly they look young despites their ages

[VAR] ELDEXP1

RESPONSE	PUNCH	03-07	2008	2009	2010	2011	2012	2013	2014	2016	2018	2021	2023	TOTAL
Strongly agree	1	-	-	-	-	17.8	-	-	-	-	-	-	-	1.2
Somewhat agree	2	-	-	-	-	50.5	-	-	-	-	-	-	-	3.5
Neither, Nor	3	-	-	-	-	15.8	-	-	-	-	-	-	-	1.1
Somewhat disagree	4	-	-	-	-	10.3	-	-	-	-	-	-	-	0.7
Strongly disagree	5	-	-	-	-	5.5	-	-	-	-	-	-	-	0.4
DK/NA	-8	-	-	-	-	0.1	-	-	-	-	-	-	-	0.0
IAP	-1	100.0	100.0	100.0	100.0	0.0	100.0	100.0	100.0	100.0	100.0	100.0	100.0	93.0
N		7276	1508	1599	1576	1535	1396	1294	1370	1051	1031	1205	1230	22071

\* SHOW CARD

\*\*\* Keyword: The Old



**Table 403 Ever tried to enjoy talking to the elderly because of their ages**

[Questionnaire] Please tell me if you have ever had each of the following experiences before... I have ever tried to enjoy talking to the elderly because of their ages

[VAR] ELDEXP2

RESPONSE	PUNCH	03-07	2008	2009	2010	2011	2012	2013	2014	2016	2018	2021	2023	TOTAL
Strongly agree	1	-	-	-	-	11.4	-	-	-	-	-	-	-	0.8
Somewhat agree	2	-	-	-	-	30.5	-	-	-	-	-	-	-	2.1
Neither, Nor	3	-	-	-	-	26.1	-	-	-	-	-	-	-	1.8
Somewhat disagree	4	-	-	-	-	24.0	-	-	-	-	-	-	-	1.7
Strongly disagree	5	-	-	-	-	7.8	-	-	-	-	-	-	-	0.5
DK/NA	-8	-	-	-	-	0.2	-	-	-	-	-	-	-	0.0
IAP	-1	100.0	100.0	100.0	100.0	0.0	100.0	100.0	100.0	100.0	100.0	100.0	100.0	93.0
N		7276	1508	1599	1576	1535	1396	1294	1370	1051	1031	1205	1230	22071

\* SHOW CARD

\*\*\* Keyword: Conversation, The Old

**Table 404 Ever tried to help the elderly who were crossing the road because of their age**

[Questionnaire] Please tell me if you have ever had each of the following experiences before... I have ever tried to help the elderly who were crossing the road because of their ages

[VAR] ELDEXP3

RESPONSE	PUNCH	03-07	2008	2009	2010	2011	2012	2013	2014	2016	2018	2021	2023	TOTAL
Strongly agree	1	-	-	-	-	12.7	-	-	-	-	-	-	-	0.9
Somewhat agree	2	-	-	-	-	37.5	-	-	-	-	-	-	-	2.6
Neither, Nor	3	-	-	-	-	21.9	-	-	-	-	-	-	-	1.5
Somewhat disagree	4	-	-	-	-	18.4	-	-	-	-	-	-	-	1.3
Strongly disagree	5	-	-	-	-	9.3	-	-	-	-	-	-	-	0.6
DK/NA	-8	-	-	-	-	0.2	-	-	-	-	-	-	-	0.0
IAP	-1	100.0	100.0	100.0	100.0	0.0	100.0	100.0	100.0	100.0	100.0	100.0	100.0	93.0
N		7276	1508	1599	1576	1535	1396	1294	1370	1051	1031	1205	1230	22071

\* SHOW CARD

\*\*\* Keyword: The Old

**Table 405 Ever asked for an advice to the elderly since they had lots of life experiences for their age**

[Questionnaire] Please tell me if you have ever had each of the following experiences before... I have ever asked for an advice to the elderly since I thought they had lots of life experiences for their ages

[VAR] ELDEXP4

RESPONSE	PUNCH	03-07	2008	2009	2010	2011	2012	2013	2014	2016	2018	2021	2023	TOTAL
Strongly agree	1	-	-	-	-	13.4	-	-	-	-	-	-	-	0.9
Somewhat agree	2	-	-	-	-	36.5	-	-	-	-	-	-	-	2.5
Neither, Nor	3	-	-	-	-	21.7	-	-	-	-	-	-	-	1.5
Somewhat disagree	4	-	-	-	-	18.5	-	-	-	-	-	-	-	1.3
Strongly disagree	5	-	-	-	-	9.7	-	-	-	-	-	-	-	0.7
DK/NA	-8	-	-	-	-	0.2	-	-	-	-	-	-	-	0.0
IAP	-1	100.0	100.0	100.0	100.0	0.0	100.0	100.0	100.0	100.0	100.0	100.0	100.0	93.0
N		7276	1508	1599	1576	1535	1396	1294	1370	1051	1031	1205	1230	22071

\* SHOW CARD

\*\*\* Keyword: Life, The Old

**Table 406 Ever told the elderly, 'You are too old to do such thing'**

[Questionnaire] Please tell me if you have ever had each of the following experiences before... I have ever told the elderly, "You are too old to do such things."

[VAR] ELDEXP5

RESPONSE	PUNCH	03-07	2008	2009	2010	2011	2012	2013	2014	2016	2018	2021	2023	TOTAL
Strongly agree	1	-	-	-	-	2.4	-	-	-	-	-	-	-	0.2
Somewhat agree	2	-	-	-	-	13.4	-	-	-	-	-	-	-	0.9
Neither, Nor	3	-	-	-	-	15.8	-	-	-	-	-	-	-	1.1
Somewhat disagree	4	-	-	-	-	31.9	-	-	-	-	-	-	-	2.2
Strongly disagree	5	-	-	-	-	36.3	-	-	-	-	-	-	-	2.5
DK/NA	-8	-	-	-	-	0.2	-	-	-	-	-	-	-	0.0
IAP	-1	100.0	100.0	100.0	100.0	0.0	100.0	100.0	100.0	100.0	100.0	100.0	100.0	93.0
N		7276	1508	1599	1576	1535	1396	1294	1370	1051	1031	1205	1230	22071

\* SHOW CARD

\*\*\* Keyword: The Old

**Table 407 Ever joked to the elderly about their ages**

[Questionnaire] Please tell me if you have ever had each of the following experiences before... I have ever joked to the elderly about their ages

[VAR] ELDEXP6

RESPONSE	PUNCH	03-07	2008	2009	2010	2011	2012	2013	2014	2016	2018	2021	2023	TOTAL
Strongly agree	1	-	-	-	-	3.2	-	-	-	-	-	-	-	0.2
Somewhat agree	2	-	-	-	-	11.1	-	-	-	-	-	-	-	0.8
Neither, Nor	3	-	-	-	-	12.8	-	-	-	-	-	-	-	0.9
Somewhat disagree	4	-	-	-	-	29.4	-	-	-	-	-	-	-	2.0
Strongly disagree	5	-	-	-	-	43.4	-	-	-	-	-	-	-	3.0
DK/NA	-8	-	-	-	-	0.2	-	-	-	-	-	-	-	0.0
IAP	-1	100.0	100.0	100.0	100.0	0.0	100.0	100.0	100.0	100.0	100.0	100.0	100.0	93.0
N		7276	1508	1599	1576	1535	1396	1294	1370	1051	1031	1205	1230	22071

\* SHOW CARD

\*\*\* Keyword: The Old



**Table 408 Ever told the elderly who is ill at bed, 'It's not strange at all to become sick at your age.'**

[Questionnaire] Please tell me if you have ever had each of the following experiences before... I have ever told the elderly who is ill at bed, "It's not strange at all to become sick in your age."

[VAR] ELDEXP7

RESPONSE	PUNCH	03-07	2008	2009	2010	2011	2012	2013	2014	2016	2018	2021	2023	TOTAL
Strongly agree	1	-	-	-	-	5.7	-	-	-	-	-	-	-	0.4
Somewhat agree	2	-	-	-	-	23.2	-	-	-	-	-	-	-	1.6
Neither, Nor	3	-	-	-	-	15.9	-	-	-	-	-	-	-	1.1
Somewhat disagree	4	-	-	-	-	22.6	-	-	-	-	-	-	-	1.6
Strongly disagree	5	-	-	-	-	32.4	-	-	-	-	-	-	-	2.3
DK/NA	-8	-	-	-	-	0.2	-	-	-	-	-	-	-	0.0
IAP	-1	100.0	100.0	100.0	100.0	0.0	100.0	100.0	100.0	100.0	100.0	100.0	100.0	93.0
N		7276	1508	1599	1576	1535	1396	1294	1370	1051	1031	1205	1230	22071

\* SHOW CARD

\*\*\* Keyword: The Old

**Table 409 Ever spoke loud or slowly to the elderly because of their ages**

[Questionnaire] Please tell me if you have ever had each of the following experiences before... I have ever spoke loud or slowly to the elderly because of their ages

[VAR] ELDEXP8

RESPONSE	PUNCH	03-07	2008	2009	2010	2011	2012	2013	2014	2016	2018	2021	2023	TOTAL
Strongly agree	1	-	-	-	-	15.4	-	-	-	-	-	-	-	1.1
Somewhat agree	2	-	-	-	-	46.4	-	-	-	-	-	-	-	3.2
Neither, Nor	3	-	-	-	-	17.8	-	-	-	-	-	-	-	1.2
Somewhat disagree	4	-	-	-	-	11.0	-	-	-	-	-	-	-	0.8
Strongly disagree	5	-	-	-	-	9.2	-	-	-	-	-	-	-	0.6
DK/NA	-8	-	-	-	-	0.2	-	-	-	-	-	-	-	0.0
IAP	-1	100.0	100.0	100.0	100.0	0.0	100.0	100.0	100.0	100.0	100.0	100.0	100.0	93.0
N		7276	1508	1599	1576	1535	1396	1294	1370	1051	1031	1205	1230	22071

\* SHOW CARD

\*\*\* Keyword: The Old

**Table 410 Ever hesitated to vote for an elderly candidate**

[Questionnaire] Please tell me if you have ever had each of the following experiences before... I have ever hesitated to vote for an elderly candidate

[VAR] ELDEXP9

RESPONSE	PUNCH	03-07	2008	2009	2010	2011	2012	2013	2014	2016	2018	2021	2023	TOTAL
Strongly agree	1	-	-	-	-	4.5	-	-	-	-	-	-	-	0.3
Somewhat agree	2	-	-	-	-	15.0	-	-	-	-	-	-	-	1.0
Neither, Nor	3	-	-	-	-	16.3	-	-	-	-	-	-	-	1.1
Somewhat disagree	4	-	-	-	-	29.7	-	-	-	-	-	-	-	2.1
Strongly disagree	5	-	-	-	-	30.8	-	-	-	-	-	-	-	2.1
DK/NA	-8	-	-	-	-	0.3	-	-	-	-	-	-	-	0.0
IAP	-1	100.0	100.0	100.0	100.0	3.5	100.0	100.0	100.0	100.0	100.0	100.0	100.0	93.3
N		7276	1508	1599	1576	1535	1396	1294	1370	1051	1031	1205	1230	22071

\* SHOW CARD

\*\*\* Keyword: Referendum

**Table 411 Opinion of the elderly: the elderly are generally stingy, and they tend to hide money and belongings**

[Questionnaire] Next I would like to hear your opinion on the elderly. Please indicate the extent to which you agree or disagree to each of the following statements... The elderly are generally stingy, and they tend to hide money and belongings

[VAR] ELDATT01

RESPONSE	PUNCH	03-07	2008	2009	2010	2011	2012	2013	2014	2016	2018	2021	2023	TOTAL
Strongly agree	1	-	-	-	-	3.5	-	-	-	-	-	-	-	0.2
Somewhat agree	2	-	-	-	-	18.7	-	-	-	-	-	-	-	1.3
Neither, Nor	3	-	-	-	-	23.9	-	-	-	-	-	-	-	1.7
Somewhat disagree	4	-	-	-	-	41.2	-	-	-	-	-	-	-	2.9
Strongly disagree	5	-	-	-	-	12.5	-	-	-	-	-	-	-	0.9
DK/NA	-8	-	-	-	-	0.1	-	-	-	-	-	-	-	0.0
IAP	-1	100.0	100.0	100.0	100.0	0.0	100.0	100.0	100.0	100.0	100.0	100.0	100.0	93.0
N		7276	1508	1599	1576	1535	1396	1294	1370	1051	1031	1205	1230	22071

\* SHOW CARD

\*\*\* Keyword: The Old, Money, Property

**Table 412 Opinion of the elderly: the elderly are generally living in the past**

[Questionnaire] Next I would like to hear your opinion on the elderly. Please indicate the extent to which you agree or disagree to each of the following statements... The elderly are generally living in the past

[VAR] ELDATT02

RESPONSE	PUNCH	03-07	2008	2009	2010	2011	2012	2013	2014	2016	2018	2021	2023	TOTAL
Strongly agree	1	-	-	-	-	9.7	-	-	-	-	-	-	-	0.7
Somewhat agree	2	-	-	-	-	36.8	-	-	-	-	-	-	-	2.6
Neither, Nor	3	-	-	-	-	24.8	-	-	-	-	-	-	-	1.7
Somewhat disagree	4	-	-	-	-	23.0	-	-	-	-	-	-	-	1.6
Strongly disagree	5	-	-	-	-	5.6	-	-	-	-	-	-	-	0.4
DK/NA	-8	-	-	-	-	0.2	-	-	-	-	-	-	-	0.0
IAP	-1	100.0	100.0	100.0	100.0	0.0	100.0	100.0	100.0	100.0	100.0	100.0	100.0	93.1
N		7276	1508	1599	1576	1535	1396	1294	1370	1051	1031	1205	1230	22071

\* SHOW CARD

\*\*\* Keyword: The Old



**Table 413 Opinion of the elderly: the elderly are irritating since most of them repeat the same stories**

[Questionnaire] Next I would like to hear your opinion on the elderly. Please indicate the extent to which you agree or disagree to each of the following statements... The elderly are irritating since most of them repeat the same stories

[VAR] ELDATT03

RESPONSE	PUNCH	03-07	2008	2009	2010	2011	2012	2013	2014	2016	2018	2021	2023	TOTAL
Strongly agree	1	-	-	-	-	5.4	-	-	-	-	-	-	-	0.4
Somewhat agree	2	-	-	-	-	27.0	-	-	-	-	-	-	-	1.9
Neither, Nor	3	-	-	-	-	28.0	-	-	-	-	-	-	-	1.9
Somewhat disagree	4	-	-	-	-	29.9	-	-	-	-	-	-	-	2.1
Strongly disagree	5	-	-	-	-	9.5	-	-	-	-	-	-	-	0.7
DK/NA	-8	-	-	-	-	0.2	-	-	-	-	-	-	-	0.0
IAP	-1	100.0	100.0	100.0	100.0	0.0	100.0	100.0	100.0	100.0	100.0	100.0	100.0	93.0
N		7276	1508	1599	1576	1535	1396	1294	1370	1051	1031	1205	1230	22071

\* SHOW CARD

\*\*\* Keyword: The Old

**Table 414 Opinion of the elderly: the elderly have more complaints than the youngsters**

[Questionnaire] Next I would like to hear your opinion on the elderly. Please indicate the extent to which you agree or disagree to each of the following statements... The elderly have more complaints than the youngsters

[VAR] ELDATT04

RESPONSE	PUNCH	03-07	2008	2009	2010	2011	2012	2013	2014	2016	2018	2021	2023	TOTAL
Strongly agree	1	-	-	-	-	7.3	-	-	-	-	-	-	-	0.5
Somewhat agree	2	-	-	-	-	27.8	-	-	-	-	-	-	-	1.9
Neither, Nor	3	-	-	-	-	27.9	-	-	-	-	-	-	-	1.9
Somewhat disagree	4	-	-	-	-	29.6	-	-	-	-	-	-	-	2.1
Strongly disagree	5	-	-	-	-	7.3	-	-	-	-	-	-	-	0.5
DK/NA	-8	-	-	-	-	0.2	-	-	-	-	-	-	-	0.0
IAP	-1	100.0	100.0	100.0	100.0	0.0	100.0	100.0	100.0	100.0	100.0	100.0	100.0	93.0
N		7276	1508	1599	1576	1535	1396	1294	1370	1051	1031	1205	1230	22071

\* SHOW CARD

\*\*\* Keyword: The Old

**Table 415 Opinion of the elderly: I don't want to come to the elderly's group meeting even with an invitation**

[Questionnaire] Next I would like to hear your opinion on the elderly. Please indicate the extent to which you agree or disagree to each of the following statements... I don't want to come to the elderly's group meeting even with an invitation

[VAR] ELDATT05

RESPONSE	PUNCH	03-07	2008	2009	2010	2011	2012	2013	2014	2016	2018	2021	2023	TOTAL
Strongly agree	1	-	-	-	-	4.8	-	-	-	-	-	-	-	0.3
Somewhat agree	2	-	-	-	-	17.4	-	-	-	-	-	-	-	1.2
Neither, Nor	3	-	-	-	-	26.8	-	-	-	-	-	-	-	1.9
Somewhat disagree	4	-	-	-	-	34.2	-	-	-	-	-	-	-	2.4
Strongly disagree	5	-	-	-	-	16.8	-	-	-	-	-	-	-	1.2
DK/NA	-8	-	-	-	-	0.1	-	-	-	-	-	-	-	0.0
IAP	-1	100.0	100.0	100.0	100.0	0.0	100.0	100.0	100.0	100.0	100.0	100.0	100.0	93.0
N		7276	1508	1599	1576	1535	1396	1294	1370	1051	1031	1205	1230	22071

\* SHOW CARD

\*\*\* Keyword: The Old

**Table 416 Opinion of the elderly: I often avoid having an eye contact with the elderly when I happen to see the**

[Questionnaire] Next I would like to hear your opinion on the elderly. Please indicate the extent to which you agree or disagree to each of the following statements... I often avoid having an eye contact with the elderly when I happen to see them

[VAR] ELDATT06

RESPONSE	PUNCH	03-07	2008	2009	2010	2011	2012	2013	2014	2016	2018	2021	2023	TOTAL
Strongly agree	1	-	-	-	-	0.6	-	-	-	-	-	-	-	0.0
Somewhat agree	2	-	-	-	-	5.5	-	-	-	-	-	-	-	0.4
Neither, Nor	3	-	-	-	-	14.1	-	-	-	-	-	-	-	1.0
Somewhat disagree	4	-	-	-	-	44.7	-	-	-	-	-	-	-	3.1
Strongly disagree	5	-	-	-	-	35.0	-	-	-	-	-	-	-	2.4
DK/NA	-8	-	-	-	-	0.1	-	-	-	-	-	-	-	0.0
IAP	-1	100.0	100.0	100.0	100.0	0.0	100.0	100.0	100.0	100.0	100.0	100.0	100.0	93.0
N		7276	1508	1599	1576	1535	1396	1294	1370	1051	1031	1205	1230	22071

\* SHOW CARD

\*\*\* Keyword: The Old

**Table 417 Opinion of the elderly: I don't like the elderly trying to talk to me**

[Questionnaire] Next I would like to hear your opinion on the elderly. Please indicate the extent to which you agree or disagree to each of the following statements... I don't like the elderly trying to talk to me

[VAR] ELDATT07

RESPONSE	PUNCH	03-07	2008	2009	2010	2011	2012	2013	2014	2016	2018	2021	2023	TOTAL
Strongly agree	1	-	-	-	-	1.4	-	-	-	-	-	-	-	0.1
Somewhat agree	2	-	-	-	-	4.7	-	-	-	-	-	-	-	0.3
Neither, Nor	3	-	-	-	-	17.8	-	-	-	-	-	-	-	1.2
Somewhat disagree	4	-	-	-	-	41.3	-	-	-	-	-	-	-	2.9
Strongly disagree	5	-	-	-	-	34.6	-	-	-	-	-	-	-	2.4
DK/NA	-8	-	-	-	-	0.2	-	-	-	-	-	-	-	0.0
IAP	-1	100.0	100.0	100.0	100.0	0.0	100.0	100.0	100.0	100.0	100.0	100.0	100.0	93.0
N		7276	1508	1599	1576	1535	1396	1294	1370	1051	1031	1205	1230	22071

\* SHOW CARD

\*\*\* Keyword: The Old



**Table 418 Opinion of the elderly: I wish the elderly could try to use separate regional sports facilities for them**

[Questionnaire] Next I would like to hear your opinion on the elderly. Please indicate the extent to which you agree or disagree to each of the following statements... I wish the elderly could try to use separate regional sports facilities for them

[VAR] ELDATT08

RESPONSE	PUNCH	03-07	2008	2009	2010	2011	2012	2013	2014	2016	2018	2021	2023	TOTAL
Strongly agree	1	-	-	-	-	5.9	-	-	-	-	-	-	-	0.4
Somewhat agree	2	-	-	-	-	13.7	-	-	-	-	-	-	-	1.0
Neither, Nor	3	-	-	-	-	14.0	-	-	-	-	-	-	-	1.0
Somewhat disagree	4	-	-	-	-	36.0	-	-	-	-	-	-	-	2.5
Strongly disagree	5	-	-	-	-	30.2	-	-	-	-	-	-	-	2.1
DK/NA	-8	-	-	-	-	0.1	-	-	-	-	-	-	-	0.0
IAP	-1	100.0	100.0	100.0	100.0	0.0	100.0	100.0	100.0	100.0	100.0	100.0	100.0	93.0
N		7276	1508	1599	1576	1535	1396	1294	1370	1051	1031	1205	1230	22071

\* SHOW CARD

\*\*\* Keyword: The Old, Physical Exercise, Facilities

**Table 419 Opinion of the elderly: It is better for the elderly to have separate residential spaces for them**

[Questionnaire] Next I would like to hear your opinion on the elderly. Please indicate the extent to which you agree or disagree to each of the following statements... It is better for the elderly to have separate residential spaces for them

[VAR] ELDATT09

RESPONSE	PUNCH	03-07	2008	2009	2010	2011	2012	2013	2014	2016	2018	2021	2023	TOTAL
Strongly agree	1	-	-	-	-	3.3	-	-	-	-	-	-	-	0.2
Somewhat agree	2	-	-	-	-	13.6	-	-	-	-	-	-	-	0.9
Neither, Nor	3	-	-	-	-	16.0	-	-	-	-	-	-	-	1.1
Somewhat disagree	4	-	-	-	-	34.9	-	-	-	-	-	-	-	2.4
Strongly disagree	5	-	-	-	-	32.1	-	-	-	-	-	-	-	2.2
DK/NA	-8	-	-	-	-	0.1	-	-	-	-	-	-	-	0.0
IAP	-1	100.0	100.0	100.0	100.0	0.0	100.0	100.0	100.0	100.0	100.0	100.0	100.0	93.0
N		7276	1508	1599	1576	1535	1396	1294	1370	1051	1031	1205	1230	22071

\* SHOW CARD

\*\*\* Keyword: The Old

**Table 420 pinion of the elderly: I don't want to spend much personal time with the elderly**

[Questionnaire] Next I would like to hear your opinion on the elderly. Please indicate the extent to which you agree or disagree to each of the following statements... I don't want to spend much personal time with the elderly

[VAR] ELDATT10

RESPONSE	PUNCH	03-07	2008	2009	2010	2011	2012	2013	2014	2016	2018	2021	2023	TOTAL
Strongly agree	1	-	-	-	-	2.1	-	-	-	-	-	-	-	0.1
Somewhat agree	2	-	-	-	-	10.8	-	-	-	-	-	-	-	0.8
Neither, Nor	3	-	-	-	-	26.1	-	-	-	-	-	-	-	1.8
Somewhat disagree	4	-	-	-	-	37.8	-	-	-	-	-	-	-	2.6
Strongly disagree	5	-	-	-	-	23.1	-	-	-	-	-	-	-	1.6
DK/NA	-8	-	-	-	-	0.1	-	-	-	-	-	-	-	0.0
IAP	-1	100.0	100.0	100.0	100.0	0.0	100.0	100.0	100.0	100.0	100.0	100.0	100.0	93.0
N		7276	1508	1599	1576	1535	1396	1294	1370	1051	1031	1205	1230	22071

\* SHOW CARD

\*\*\* Keyword: The Old

**Table 421 Opinion of the elderly: The elderly need to be encouraged to speak their political views**

[Questionnaire] Next I would like to hear your opinion on the elderly. Please indicate the extent to which you agree or disagree to each of the following statements... The elderly need to be encouraged to speak their political views

[VAR] ELDATT11

RESPONSE	PUNCH	03-07	2008	2009	2010	2011	2012	2013	2014	2016	2018	2021	2023	TOTAL
Strongly agree	1	-	-	-	-	12.6	-	-	-	-	-	-	-	0.9
Somewhat agree	2	-	-	-	-	30.7	-	-	-	-	-	-	-	2.1
Neither, Nor	3	-	-	-	-	40.1	-	-	-	-	-	-	-	2.8
Somewhat disagree	4	-	-	-	-	12.8	-	-	-	-	-	-	-	0.9
Strongly disagree	5	-	-	-	-	3.7	-	-	-	-	-	-	-	0.3
DK/NA	-8	-	-	-	-	0.1	-	-	-	-	-	-	-	0.0
IAP	-1	100.0	100.0	100.0	100.0	0.0	100.0	100.0	100.0	100.0	100.0	100.0	100.0	93.0
N		7276	1508	1599	1576	1535	1396	1294	1370	1051	1031	1205	1230	22071

\* SHOW CARD

\*\*\* Keyword: The Old

**Table 422 Opportunities to have contacts with the elderly**

[Questionnaire] Do you happen to have contacts with the elderly? Or Have you ever had such contacts in the past?

Please answer this question with thinking of the most primary relationship to you. If you think you are an elderly yourself, then please answer as one of the same generation.

[VAR] ELDDCT

RESPONSE	PUNCH	03-07	2008	2009	2010	2011	2012	2013	2014	2016	2018	2021	2023	TOTAL
Not at all	1	-	-	-	-	24.5	-	-	-	-	-	-	-	1.7
Sometimes	2	-	-	-	-	27.3	-	-	-	-	-	-	-	1.9
Often contact them in volunteer work or religious meetings	3	-	-	-	-	9.4	-	-	-	-	-	-	-	0.7
Contact them in workplaces or schools	4	-	-	-	-	10.7	-	-	-	-	-	-	-	0.7
Living together with them or visit them on a regular basis	5	-	-	-	-	28.1	-	-	-	-	-	-	-	2.0
IAP	-1	100.0	100.0	100.0	100.0	0.0	100.0	100.0	100.0	100.0	100.0	100.0	100.0	93.0
N		7276	1508	1599	1576	1535	1396	1294	1370	1051	1031	1205	1230	22071

\*\*\* Keyword: The Elderly or Aged



**Table 423 Kinds of relationship with the elderly that R has the most contact with**

[Questionnaire] (If answered 2 thru 5 above) What kind of relationship do you mostly have with them, thinking of the elderly with whom you have the most primary contacts?

[VAR] ELDCTRL

RESPONSE	PUNCH	03-07	2008	2009	2010	2011	2012	2013	2014	2016	2018	2021	2023	TOTAL
Shares simple greetings, such as nodding	1	-	-	-	-	13.4	-	-	-	-	-	-	-	0.9
Frequently shares routine conversations	2	-	-	-	-	37.7	-	-	-	-	-	-	-	2.6
Has intimate relationships, such as talking about individual matters	3	-	-	-	-	17.7	-	-	-	-	-	-	-	1.2
Provides specific cares or nursing	4	-	-	-	-	6.6	-	-	-	-	-	-	-	0.5
DK/NA	-8	-	-	-	-	0.1	-	-	-	-	-	-	-	0.0
IAP	-1	100.0	100.0	100.0	100.0	24.5	100.0	100.0	100.0	100.0	100.0	100.0	100.0	94.7
N		7276	1508	1599	1576	1535	1396	1294	1370	1051	1031	1205	1230	22071

\*\*\* Keyword: The Elderly or Aged, Contact

**Table 424 Young people and older people do not easily agree on what is best for society**

[Questionnaire] I am going to read out a number of statements about relations between younger and older people. For each one, please tell me if you strongly agree, somewhat agree, somewhat disagree or strongly disagree... Young people and older people do not easily agree on what is best for society

[VAR] GENCONF1

RESPONSE	PUNCH	03-07	2008	2009	2010	2011	2012	2013	2014	2016	2018	2021	2023	TOTAL
Strongly disagree	1	-	-	-	-	-	-	-	-	-	5.3	-	-	0.2
Somewhat disagree	2	-	-	-	-	-	-	-	-	-	30.6	-	-	1.4
Somewhat agree	3	-	-	-	-	-	-	-	-	-	52.7	-	-	2.5
Strongly agree	4	-	-	-	-	-	-	-	-	-	10.6	-	-	0.5
DK/NA	-8	-	-	-	-	-	-	-	-	-	0.9	-	-	0.0
IAP	-1	100.0	100.0	100.0	100.0	100.0	100.0	100.0	100.0	100.0	0.0	100.0	100.0	95.3
N		7276	1508	1599	1576	1535	1396	1294	1370	1051	1031	1205	1230	22071

\* SHOW CARD

\*\*\* Keyword: Young People, The Old, Generation, Agreement

**Table 425 he media are exaggerating the risk of a conflict between generations**

[Questionnaire] I am going to read out a number of statements about relations between younger and older people. For each one, please tell me if you strongly agree, somewhat agree, somewhat disagree or strongly disagree... The media are exaggerating the risk of a conflict between generations

[VAR] GENCONF2

RESPONSE	PUNCH	03-07	2008	2009	2010	2011	2012	2013	2014	2016	2018	2021	2023	TOTAL
Strongly disagree	1	-	-	-	-	-	-	-	-	-	2.1	-	-	0.1
Somewhat disagree	2	-	-	-	-	-	-	-	-	-	28.2	-	-	1.3
Somewhat agree	3	-	-	-	-	-	-	-	-	-	53.9	-	-	2.5
Strongly agree	4	-	-	-	-	-	-	-	-	-	12.8	-	-	0.6
DK/NA	-8	-	-	-	-	-	-	-	-	-	2.9	-	-	0.1
IAP	-1	100.0	100.0	100.0	100.0	100.0	100.0	100.0	100.0	100.0	0.0	100.0	100.0	95.3
N		7276	1508	1599	1576	1535	1396	1294	1370	1051	1031	1205	1230	22071

\* SHOW CARD

\*\*\* Keyword: Young People, The Old, Generation, Press

**Table 426 As older people work until a later age, fewer jobs will be available for younger people**

[Questionnaire] I am going to read out a number of statements about relations between younger and older people. For each one, please tell me if you strongly agree, somewhat agree, somewhat disagree or strongly disagree... As older people work until a later age, fewer jobs will be available for younger people

[VAR] GENCONF3

RESPONSE	PUNCH	03-07	2008	2009	2010	2011	2012	2013	2014	2016	2018	2021	2023	TOTAL
Strongly disagree	1	-	-	-	-	-	-	-	-	-	19.7	-	-	0.9
Somewhat disagree	2	-	-	-	-	-	-	-	-	-	54.9	-	-	2.6
Somewhat agree	3	-	-	-	-	-	-	-	-	-	20.0	-	-	0.9
Strongly agree	4	-	-	-	-	-	-	-	-	-	4.2	-	-	0.2
DK/NA	-8	-	-	-	-	-	-	-	-	-	1.3	-	-	0.1
IAP	-1	100.0	100.0	100.0	100.0	100.0	100.0	100.0	100.0	100.0	0.0	100.0	100.0	95.3
N		7276	1508	1599	1576	1535	1396	1294	1370	1051	1031	1205	1230	22071

\* SHOW CARD

\*\*\* Keyword: Young People, The Old, Generation, Job

**Table 427 Political decision making will pay less attention to the needs of young people**

[Questionnaire] I am going to read out a number of statements about relations between younger and older people. For each one, please tell me if you strongly agree, somewhat agree, somewhat disagree or strongly disagree... Because there will be more older voters, political decision making will pay less attention to the needs of young people

[VAR] GENCONF4

RESPONSE	PUNCH	03-07	2008	2009	2010	2011	2012	2013	2014	2016	2018	2021	2023	TOTAL
Strongly disagree	1	-	-	-	-	-	-	-	-	-	11.2	-	-	0.5
Somewhat disagree	2	-	-	-	-	-	-	-	-	-	37.8	-	-	1.8
Somewhat agree	3	-	-	-	-	-	-	-	-	-	40.2	-	-	1.9
Strongly agree	4	-	-	-	-	-	-	-	-	-	9.5	-	-	0.4
DK/NA	-8	-	-	-	-	-	-	-	-	-	1.4	-	-	0.1
IAP	-1	100.0	100.0	100.0	100.0	100.0	100.0	100.0	100.0	100.0	0.0	100.0	100.0	95.3
N		7276	1508	1599	1576	1535	1396	1294	1370	1051	1031	1205	1230	22071

\* SHOW CARD

\*\*\* Keyword: Young People, The Old, Generation, Election



**Table 428 Older people are a burden for society**

[Questionnaire] I am going to read out a number of statements about relations between younger and older people. For each one, please tell me if you strongly agree, somewhat agree, somewhat disagree or strongly disagree... Older people are a burden for society

[VAR] GENCONF5

RESPONSE	PUNCH	03-07	2008	2009	2010	2011	2012	2013	2014	2016	2018	2021	2023	TOTAL
Strongly disagree	1	-	-	-	-	-	-	-	-	-	20.9	-	-	1.0
Somewhat disagree	2	-	-	-	-	-	-	-	-	-	39.9	-	-	1.9
Somewhat agree	3	-	-	-	-	-	-	-	-	-	31.4	-	-	1.5
Strongly agree	4	-	-	-	-	-	-	-	-	-	6.3	-	-	0.3
DK/NA	-8	-	-	-	-	-	-	-	-	-	1.5	-	-	0.1
IAP	-1	100.0	100.0	100.0	100.0	100.0	100.0	100.0	100.0	100.0	0.0	100.0	100.0	95.3
N		7276	1508	1599	1576	1535	1396	1294	1370	1051	1031	1205	1230	22071

\* SHOW CARD

\*\*\* Keyword: Young People, The Old, Generation, Burden

**Table 429 Government must make much more money available for pensions and care for the elderly**

[Questionnaire] Now I would read out a few statements related to pension. Please tell me if you strongly agree, somewhat agree, somewhat disagree or strongly disagree... Our government must make much more money available for pensions and care for the elderly

[VAR] OLDWELF1

RESPONSE	PUNCH	03-07	2008	2009	2010	2011	2012	2013	2014	2016	2018	2021	2023	TOTAL
Strongly disagree	1	-	-	-	-	-	-	-	-	-	5.1	-	-	0.2
Somewhat disagree	2	-	-	-	-	-	-	-	-	-	26.8	-	-	1.3
Somewhat agree	3	-	-	-	-	-	-	-	-	-	54.1	-	-	2.5
Strongly agree	4	-	-	-	-	-	-	-	-	-	12.5	-	-	0.6
DK/NA	-8	-	-	-	-	-	-	-	-	-	1.5	-	-	0.1
IAP	-1	100.0	100.0	100.0	100.0	100.0	100.0	100.0	100.0	100.0	0.0	100.0	100.0	95.3
N		7276	1508	1599	1576	1535	1396	1294	1370	1051	1031	1205	1230	22071

\* SHOW CARD

\*\*\* Keyword: Government, The Old, Welfare

**Table 430 Government should make it easier for older people in Korea to continue working**

[Questionnaire] Now I would read out a few statements related to pension. Please tell me if you strongly agree, somewhat agree, somewhat disagree or strongly disagree... Our government should make it easier for older people in Korea to continue working beyond the normal retirement age, if they wish

[VAR] OLDWELF2

RESPONSE	PUNCH	03-07	2008	2009	2010	2011	2012	2013	2014	2016	2018	2021	2023	TOTAL
Strongly disagree	1	-	-	-	-	-	-	-	-	-	1.6	-	-	0.1
Somewhat disagree	2	-	-	-	-	-	-	-	-	-	8.1	-	-	0.4
Somewhat agree	3	-	-	-	-	-	-	-	-	-	60.1	-	-	2.8
Strongly agree	4	-	-	-	-	-	-	-	-	-	28.7	-	-	1.3
DK/NA	-8	-	-	-	-	-	-	-	-	-	1.4	-	-	0.1
IAP	-1	100.0	100.0	100.0	100.0	100.0	100.0	100.0	100.0	100.0	0.0	100.0	100.0	95.3
N		7276	1508	1599	1576	1535	1396	1294	1370	1051	1031	1205	1230	22071

\* SHOW CARD

\*\*\* Keyword: Government, The Old, Welfare

**Table 431 People will be increasingly reluctant to pay taxes and social contributions to support older people**

[Questionnaire] Now I would read out a few statements related to pension. Please tell me if you strongly agree, somewhat agree, somewhat disagree or strongly disagree... People in employment will be increasingly reluctant to pay taxes and social contributions to support older people

[VAR] OLDWELF3

RESPONSE	PUNCH	03-07	2008	2009	2010	2011	2012	2013	2014	2016	2018	2021	2023	TOTAL
Strongly disagree	1	-	-	-	-	-	-	-	-	-	2.1	-	-	0.1
Somewhat disagree	2	-	-	-	-	-	-	-	-	-	19.8	-	-	0.9
Somewhat agree	3	-	-	-	-	-	-	-	-	-	62.8	-	-	2.9
Strongly agree	4	-	-	-	-	-	-	-	-	-	13.2	-	-	0.6
DK/NA	-8	-	-	-	-	-	-	-	-	-	2.0	-	-	0.1
IAP	-1	100.0	100.0	100.0	100.0	100.0	100.0	100.0	100.0	100.0	0.0	100.0	100.0	95.3
N		7276	1508	1599	1576	1535	1396	1294	1370	1051	1031	1205	1230	22071

\* SHOW CARD

\*\*\* Keyword: Government, The Old, Welfare

**Table 432 Contribution as volunteers in charitable and community organizations**

[Questionnaire] Older people are not just receiving from society, they can also give something back. Please tell me if you strongly agree, somewhat agree, somewhat disagree or strongly disagree... Older people make a major contribution as volunteers in charitable and community organizations in Korea

[VAR] OLDCONT1

RESPONSE	PUNCH	03-07	2008	2009	2010	2011	2012	2013	2014	2016	2018	2021	2023	TOTAL
Strongly disagree	1	-	-	-	-	-	-	-	-	-	3.0	-	-	0.1
Somewhat disagree	2	-	-	-	-	-	-	-	-	-	31.6	-	-	1.5
Somewhat agree	3	-	-	-	-	-	-	-	-	-	53.5	-	-	2.5
Strongly agree	4	-	-	-	-	-	-	-	-	-	10.0	-	-	0.5
DK/NA	-8	-	-	-	-	-	-	-	-	-	1.8	-	-	0.1
IAP	-1	100.0	100.0	100.0	100.0	100.0	100.0	100.0	100.0	100.0	0.0	100.0	100.0	95.3
N		7276	1508	1599	1576	1535	1396	1294	1370	1051	1031	1205	1230	22071

\* SHOW CARD

\*\*\* Keyword: Government, The Old, Welfare



**Table 433 The contribution of older people is not appreciated enough**

[Questionnaire] Older people are not just receiving from society, they can also give something back. Please tell me if you strongly agree, somewhat agree, somewhat disagree or strongly disagree... The contribution of older people who care for family or other relatives is not appreciated enough in Korea

[VAR] OLDCONT2

RESPONSE	PUNCH	03-07	2008	2009	2010	2011	2012	2013	2014	2016	2018	2021	2023	TOTAL
Strongly disagree	1	-	-	-	-	-	-	-	-	-	1.7	-	-	0.1
Somewhat disagree	2	-	-	-	-	-	-	-	-	-	13.6	-	-	0.6
Somewhat agree	3	-	-	-	-	-	-	-	-	-	61.5	-	-	2.9
Strongly agree	4	-	-	-	-	-	-	-	-	-	20.7	-	-	1.0
DK/NA	-8	-	-	-	-	-	-	-	-	-	2.5	-	-	0.1
IAP	-1	100.0	100.0	100.0	100.0	100.0	100.0	100.0	100.0	100.0	0.0	100.0	100.0	95.3
N		7276	1508	1599	1576	1535	1396	1294	1370	1051	1031	1205	1230	22071

\* SHOW CARD

\*\*\* Keyword: The Old, Contribution, Economic Growth

**Table 434 Older people will become a key driver of the economy**

[Questionnaire] Older people are not just receiving from society, they can also give something back. Please tell me if you strongly agree, somewhat agree, somewhat disagree or strongly disagree... Developing products and services responding to the needs of older people will become a key driver of the economy in Korea

[VAR] OLDCONT3

RESPONSE	PUNCH	03-07	2008	2009	2010	2011	2012	2013	2014	2016	2018	2021	2023	TOTAL
Strongly disagree	1	-	-	-	-	-	-	-	-	-	5.4	-	-	0.3
Somewhat disagree	2	-	-	-	-	-	-	-	-	-	33.9	-	-	1.6
Somewhat agree	3	-	-	-	-	-	-	-	-	-	51.5	-	-	2.4
Strongly agree	4	-	-	-	-	-	-	-	-	-	6.5	-	-	0.3
DK/NA	-8	-	-	-	-	-	-	-	-	-	2.7	-	-	0.1
IAP	-1	100.0	100.0	100.0	100.0	100.0	100.0	100.0	100.0	100.0	0.0	100.0	100.0	95.3
N		7276	1508	1599	1576	1535	1396	1294	1370	1051	1031	1205	1230	22071

\* SHOW CARD

\*\*\* Keyword: The Old, Contribution, Economic Growth

**Table 435 Local authorities should support for stronger relations between young and the old**

[Questionnaire] I would like to ask about the role of public authorities. Please tell me if you strongly agree, somewhat agree, somewhat disagree or strongly disagree.... Local authorities should support associations and initiatives that foster stronger relations between young people and older people

[VAR] GOVRGEN1

RESPONSE	PUNCH	03-07	2008	2009	2010	2011	2012	2013	2014	2016	2018	2021	2023	TOTAL
Strongly disagree	1	-	-	-	-	-	-	-	-	-	1.2	-	-	0.1
Somewhat disagree	2	-	-	-	-	-	-	-	-	-	7.5	-	-	0.3
Somewhat agree	3	-	-	-	-	-	-	-	-	-	64.6	-	-	3.0
Strongly agree	4	-	-	-	-	-	-	-	-	-	25.0	-	-	1.2
DK/NA	-8	-	-	-	-	-	-	-	-	-	1.7	-	-	0.1
IAP	-1	100.0	100.0	100.0	100.0	100.0	100.0	100.0	100.0	100.0	0.0	100.0	100.0	95.3
N		7276	1508	1599	1576	1535	1396	1294	1370	1051	1031	1205	1230	22071

\* SHOW CARD

\*\*\* Keyword: Local authorities, The Old

**Table 436 Schools should promote better relations between the young and the old**

[Questionnaire] I would like to ask about the role of public authorities. Please tell me if you strongly agree, somewhat agree, somewhat disagree or strongly disagree.... Schools should promote better relations between the young and the old

[VAR] GOVRGEN2

RESPONSE	PUNCH	03-07	2008	2009	2010	2011	2012	2013	2014	2016	2018	2021	2023	TOTAL
Strongly disagree	1	-	-	-	-	-	-	-	-	-	2.8	-	-	0.1
Somewhat disagree	2	-	-	-	-	-	-	-	-	-	17.1	-	-	0.8
Somewhat agree	3	-	-	-	-	-	-	-	-	-	59.2	-	-	2.8
Strongly agree	4	-	-	-	-	-	-	-	-	-	19.5	-	-	0.9
DK/NA	-8	-	-	-	-	-	-	-	-	-	1.5	-	-	0.1
IAP	-1	100.0	100.0	100.0	100.0	100.0	100.0	100.0	100.0	100.0	0.0	100.0	100.0	95.3
N		7276	1508	1599	1576	1535	1396	1294	1370	1051	1031	1205	1230	22071

\* SHOW CARD

\*\*\* Keyword: School, The Old

**Table 437 Government should promote a better understanding between the young and the old**

[Questionnaire] I would like to ask about the role of public authorities. Please tell me if you strongly agree, somewhat agree, somewhat disagree or strongly disagree.... The government is doing a good job in promoting a better understanding between the young and the old

[VAR] GOVRGEN3

RESPONSE	PUNCH	03-07	2008	2009	2010	2011	2012	2013	2014	2016	2018	2021	2023	TOTAL
Strongly disagree	1	-	-	-	-	-	-	-	-	-	10.1	-	-	0.5
Somewhat disagree	2	-	-	-	-	-	-	-	-	-	48.6	-	-	2.3
Somewhat agree	3	-	-	-	-	-	-	-	-	-	30.7	-	-	1.4
Strongly agree	4	-	-	-	-	-	-	-	-	-	8.1	-	-	0.4
DK/NA	-8	-	-	-	-	-	-	-	-	-	2.4	-	-	0.1
IAP	-1	100.0	100.0	100.0	100.0	100.0	100.0	100.0	100.0	100.0	0.0	100.0	100.0	95.3
N		7276	1508	1599	1576	1535	1396	1294	1370	1051	1031	1205	1230	22071

\* SHOW CARD

\*\*\* Keyword: Government, The Old



**Table 438 Experienced and professional**

[Questionnaire] I want to know your basic perception of older workers. How do you evaluate the following? I think the older worker is... Experienced and professional

[VAR] AGEIMGE1

RESPONSE	PUNCH	03-07	2008	2009	2010	2011	2012	2013	2014	2016	2018	2021	2023	TOTAL
Strongly disagree	1	-	-	-	-	-	-	-	-	-	2.6	-	-	0.1
Somewhat disagree	2	-	-	-	-	-	-	-	-	-	15.9	-	-	0.7
Usual	3	-	-	-	-	-	-	-	-	-	32.8	-	-	1.5
Somewhat agree	4	-	-	-	-	-	-	-	-	-	42.1	-	-	2.0
Strongly agree	5	-	-	-	-	-	-	-	-	-	6.0	-	-	0.3
DK/NA	-8	-	-	-	-	-	-	-	-	-	0.7	-	-	0.0
IAP	-1	100.0	100.0	100.0	100.0	100.0	100.0	100.0	100.0	100.0	0.0	100.0	100.0	95.3
N		7276	1508	1599	1576	1535	1396	1294	1370	1051	1031	1205	1230	22071

\* SHOW CARD

\*\*\* Keyword: Experienced, Professional, Older Worker

**Table 439 Excellence in leadership and interpersonal skills**

[Questionnaire] I want to know your basic perception of older workers. How do you evaluate the following? I think the older worker is... Excellence in leadership and interpersonal skills

[VAR] AGEIMGE2

RESPONSE	PUNCH	03-07	2008	2009	2010	2011	2012	2013	2014	2016	2018	2021	2023	TOTAL
Strongly disagree	1	-	-	-	-	-	-	-	-	-	2.5	-	-	0.1
Somewhat disagree	2	-	-	-	-	-	-	-	-	-	24.5	-	-	1.1
Usual	3	-	-	-	-	-	-	-	-	-	44.5	-	-	2.1
Somewhat agree	4	-	-	-	-	-	-	-	-	-	23.9	-	-	1.1
Strongly agree	5	-	-	-	-	-	-	-	-	-	4.1	-	-	0.2
DK/NA	-8	-	-	-	-	-	-	-	-	-	0.5	-	-	0.0
IAP	-1	100.0	100.0	100.0	100.0	100.0	100.0	100.0	100.0	100.0	0.0	100.0	100.0	95.3
N		7276	1508	1599	1576	1535	1396	1294	1370	1051	1031	1205	1230	22071

\* SHOW CARD

\*\*\* Keyword: Leadership, Interpersonal Skills, Older Worker

**Table 440 Health or physical problems**

[Questionnaire] I want to know your basic perception of older workers. How do you evaluate the following? I think the older worker is... Often, they are not loyal to their jobs due to health or physical problems.

[VAR] AGEIMGE3

RESPONSE	PUNCH	03-07	2008	2009	2010	2011	2012	2013	2014	2016	2018	2021	2023	TOTAL
Strongly disagree	1	-	-	-	-	-	-	-	-	-	0.9	-	-	0.0
Somewhat disagree	2	-	-	-	-	-	-	-	-	-	16.1	-	-	0.8
Usual	3	-	-	-	-	-	-	-	-	-	35.1	-	-	1.6
Somewhat agree	4	-	-	-	-	-	-	-	-	-	38.6	-	-	1.8
Strongly agree	5	-	-	-	-	-	-	-	-	-	8.6	-	-	0.4
DK/NA	-8	-	-	-	-	-	-	-	-	-	0.7	-	-	0.0
IAP	-1	100.0	100.0	100.0	100.0	100.0	100.0	100.0	100.0	100.0	0.0	100.0	100.0	95.3
N		7276	1508	1599	1576	1535	1396	1294	1370	1051	1031	1205	1230	22071

\* SHOW CARD

\*\*\* Keyword: Health, Older Worker

**Table 441 Adaptation to change**

[Questionnaire] I want to know your basic perception of older workers. How do you evaluate the following? I think the older worker is... It is less adaptive to change.

[VAR] AGEIMGE4

RESPONSE	PUNCH	03-07	2008	2009	2010	2011	2012	2013	2014	2016	2018	2021	2023	TOTAL
Strongly disagree	1	-	-	-	-	-	-	-	-	-	0.4	-	-	0.0
Somewhat disagree	2	-	-	-	-	-	-	-	-	-	8.1	-	-	0.4
Usual	3	-	-	-	-	-	-	-	-	-	24.4	-	-	1.1
Somewhat agree	4	-	-	-	-	-	-	-	-	-	54.4	-	-	2.5
Strongly agree	5	-	-	-	-	-	-	-	-	-	11.9	-	-	0.6
DK/NA	-8	-	-	-	-	-	-	-	-	-	0.7	-	-	0.0
IAP	-1	100.0	100.0	100.0	100.0	100.0	100.0	100.0	100.0	100.0	0.0	100.0	100.0	95.3
N		7276	1508	1599	1576	1535	1396	1294	1370	1051	1031	1205	1230	22071

\* SHOW CARD

\*\*\* Keyword: Change, Adaptation, Older Worker

**Table 442 Conservative and authoritative**

[Questionnaire] I want to know your basic perception of older workers. How do you evaluate the following? I think the older worker is... Conservative and authoritative

[VAR] AGEIMGE5

RESPONSE	PUNCH	03-07	2008	2009	2010	2011	2012	2013	2014	2016	2018	2021	2023	TOTAL
Strongly disagree	1	-	-	-	-	-	-	-	-	-	0.8	-	-	0.0
Somewhat disagree	2	-	-	-	-	-	-	-	-	-	8.4	-	-	0.4
Usual	3	-	-	-	-	-	-	-	-	-	27.9	-	-	1.3
Somewhat agree	4	-	-	-	-	-	-	-	-	-	48.0	-	-	2.2
Strongly agree	5	-	-	-	-	-	-	-	-	-	14.6	-	-	0.7
DK/NA	-8	-	-	-	-	-	-	-	-	-	0.4	-	-	0.0
IAP	-1	100.0	100.0	100.0	100.0	100.0	100.0	100.0	100.0	100.0	0.0	100.0	100.0	95.3
N		7276	1508	1599	1576	1535	1396	1294	1370	1051	1031	1205	1230	22071

\* SHOW CARD

\*\*\* Keyword: Conservative, Authoritative, Older Worker



**Table 443 Level of discrimination/prejudice against the elderly or aged in Korea**

[Questionnaire] How severe do you think the discrimination or prejudice against the elderly or aged in Korea?

[VAR] ELDDISC

RESPONSE	PUNCH	03-07	2008	2009	2010	2011	2012	2013	2014	2016	2018	2021	2023	TOTAL
Very severe	1	-	-	-	-	7.1	-	-	-	-	-	-	-	0.5
Somewhat severe	2	-	-	-	-	46.2	-	-	-	-	-	-	-	3.2
Not too severe	3	-	-	-	-	42.5	-	-	-	-	-	-	-	3.0
Not severe at all	4	-	-	-	-	4.1	-	-	-	-	-	-	-	0.3
DK/NA	-8	-	-	-	-	0.1	-	-	-	-	-	-	-	0.0
IAP	-1	100.0	100.0	100.0	100.0	0.0	100.0	100.0	100.0	100.0	100.0	100.0	100.0	93.0
N		7276	1508	1599	1576	1535	1396	1294	1370	1051	1031	1205	1230	22071

\*\*\* Keyword: The Elderly or Aged, The Old, Discrimination

**Table 444 Level of disadvantages in employment, payment, or promotion for the elderly's age**

[Questionnaire] Please tell me how severe each of the problems below is in Korea against the elderly or aged...

Disadvantages in employment, payment, or promotion for the elderly's ages

[VAR] ELDPROB1

RESPONSE	PUNCH	03-07	2008	2009	2010	2011	2012	2013	2014	2016	2018	2021	2023	TOTAL
Not severe at all	1	-	-	-	-	1.0	-	-	-	-	-	-	-	0.1
Not too severe	2	-	-	-	-	7.4	-	-	-	-	-	-	-	0.5
so-so	3	-	-	-	-	29.1	-	-	-	-	-	-	-	2.0
Somewhat severe	4	-	-	-	-	51.1	-	-	-	-	-	-	-	3.6
Very severe	5	-	-	-	-	11.0	-	-	-	-	-	-	-	0.8
DK/NA	-8	-	-	-	-	0.3	-	-	-	-	-	-	-	0.0
IAP	-1	100.0	100.0	100.0	100.0	0.0	100.0	100.0	100.0	100.0	100.0	100.0	100.0	93.0
N		7276	1508	1599	1576	1535	1396	1294	1370	1051	1031	1205	1230	22071

\* SHOW CARD

\*\*\* Keyword: Employment, Promotion

**Table 445 Severances of the limitation of programs or spaces for the elderly's socio-cultural activities**

[Questionnaire] Please tell me how severe each of the problems below is in Korea against the elderly or aged... Limited programs or spaces for the elderly's socio-cultural activities

[VAR] ELDPROB2

RESPONSE	PUNCH	03-07	2008	2009	2010	2011	2012	2013	2014	2016	2018	2021	2023	TOTAL
Not severe at all	1	-	-	-	-	1.4	-	-	-	-	-	-	-	0.1
Not too severe	2	-	-	-	-	8.1	-	-	-	-	-	-	-	0.6
so-so	3	-	-	-	-	27.9	-	-	-	-	-	-	-	1.9
Somewhat severe	4	-	-	-	-	50.5	-	-	-	-	-	-	-	3.5
Very severe	5	-	-	-	-	11.9	-	-	-	-	-	-	-	0.8
DK/NA	-8	-	-	-	-	0.3	-	-	-	-	-	-	-	0.0
IAP	-1	100.0	100.0	100.0	100.0	0.0	100.0	100.0	100.0	100.0	100.0	100.0	100.0	93.0
N		7276	1508	1599	1576	1535	1396	1294	1370	1051	1031	1205	1230	22071

\* SHOW CARD

\*\*\* Keyword: The Old

**Table 446 Severances of the limitation of public policies to preserve the elderly's income**

[Questionnaire] Please tell me how severe each of the problems below is in Korea against the elderly or aged... Limited public policies to preserve the elderly's income

[VAR] ELDPROB3

RESPONSE	PUNCH	03-07	2008	2009	2010	2011	2012	2013	2014	2016	2018	2021	2023	TOTAL
Not severe at all	1	-	-	-	-	0.6	-	-	-	-	-	-	-	0.0
Not too severe	2	-	-	-	-	3.8	-	-	-	-	-	-	-	0.3
so-so	3	-	-	-	-	23.1	-	-	-	-	-	-	-	1.6
Somewhat severe	4	-	-	-	-	55.2	-	-	-	-	-	-	-	3.8
Very severe	5	-	-	-	-	17.0	-	-	-	-	-	-	-	1.2
DK/NA	-8	-	-	-	-	0.3	-	-	-	-	-	-	-	0.0
IAP	-1	100.0	100.0	100.0	100.0	0.0	100.0	100.0	100.0	100.0	100.0	100.0	100.0	93.0
N		7276	1508	1599	1576	1535	1396	1294	1370	1051	1031	1205	1230	22071

\* SHOW CARD

\*\*\* Keyword: The Old, Income

**Table 447 Severances of the limitation of social measures to prevent the elderly abuse**

[Questionnaire] Please tell me how severe each of the problems below is in Korea against the elderly or aged... Limited social measures to prevent the elderly abuse

[VAR] ELDPROB4

RESPONSE	PUNCH	03-07	2008	2009	2010	2011	2012	2013	2014	2016	2018	2021	2023	TOTAL
Not severe at all	1	-	-	-	-	0.8	-	-	-	-	-	-	-	0.1
Not too severe	2	-	-	-	-	5.5	-	-	-	-	-	-	-	0.4
so-so	3	-	-	-	-	27.3	-	-	-	-	-	-	-	1.9
Somewhat severe	4	-	-	-	-	48.1	-	-	-	-	-	-	-	3.3
Very severe	5	-	-	-	-	17.9	-	-	-	-	-	-	-	1.2
DK/NA	-8	-	-	-	-	0.3	-	-	-	-	-	-	-	0.0
IAP	-1	100.0	100.0	100.0	100.0	0.0	100.0	100.0	100.0	100.0	100.0	100.0	100.0	93.0
N		7276	1508	1599	1576	1535	1396	1294	1370	1051	1031	1205	1230	22071

\* SHOW CARD

\*\*\* Keyword: The Old



**Table 448 Severances of the limitation of participation of the elderly in the process of making public policies**

[Questionnaire] Please tell me how severe each of the problems below is in Korea against the elderly or aged... Limited participation of the elderly in the process of making public policies

[VAR] ELDPROB5

RESPONSE	PUNCH	03-07	2008	2009	2010	2011	2012	2013	2014	2016	2018	2021	2023	TOTAL
Not severe at all	1	-	-	-	-	0.7	-	-	-	-	-	-	-	0.0
Not too severe	2	-	-	-	-	8.3	-	-	-	-	-	-	-	0.6
so-so	3	-	-	-	-	41.1	-	-	-	-	-	-	-	2.9
Somewhat severe	4	-	-	-	-	39.8	-	-	-	-	-	-	-	2.8
Very severe	5	-	-	-	-	9.8	-	-	-	-	-	-	-	0.7
DK/NA	-8	-	-	-	-	0.3	-	-	-	-	-	-	-	0.0
IAP	-1	100.0	100.0	100.0	100.0	0.0	100.0	100.0	100.0	100.0	100.0	100.0	100.0	93.0
N		7276	1508	1599	1576	1535	1396	1294	1370	1051	1031	1205	1230	22071

\* SHOW CARD

\*\*\* Keyword: The Old

**Table 449 Older people: getting more than their fair share**

[Questionnaire] To what extent do you agree or disagree with the following?... Older people get more than their fair share from the government

[VAR] OLDGOVBE

RESPONSE	PUNCH	03-07	2008	2009	2010	2011	2012	2013	2014	2016	2018	2021	2023	TOTAL
Strongly agree	1	-	-	-	-	-	-	-	-	-	-	9.0	-	0.5
Somewhat agree	2	-	-	-	-	-	-	-	-	-	-	52.4	-	2.9
Somewhat disagree	3	-	-	-	-	-	-	-	-	-	-	32.2	-	1.8
Strongly disagree	4	-	-	-	-	-	-	-	-	-	-	4.7	-	0.3
DK/NA	-8	-	-	-	-	-	-	-	-	-	-	1.7	-	0.1
IAP	-1	100.0	100.0	100.0	100.0	100.0	100.0	100.0	100.0	100.0	100.0	0.0	100.0	94.5
N		7276	1508	1599	1576	1535	1396	1294	1370	1051	1031	1205	1230	22071

\*\*\* Keyword: The Old

**Table 450 Older people: burden on society**

[Questionnaire] To what extent do you agree or disagree with the following?... Older people are a burden on society

[VAR] OLDBURDE

RESPONSE	PUNCH	03-07	2008	2009	2010	2011	2012	2013	2014	2016	2018	2021	2023	TOTAL
Strongly agree	1	-	-	-	-	-	-	-	-	-	-	10.4	-	0.6
Somewhat agree	2	-	-	-	-	-	-	-	-	-	-	41.6	-	2.3
Somewhat disagree	3	-	-	-	-	-	-	-	-	-	-	37.9	-	2.1
Strongly disagree	4	-	-	-	-	-	-	-	-	-	-	8.7	-	0.5
DK/NA	-8	-	-	-	-	-	-	-	-	-	-	1.4	-	0.1
IAP	-1	100.0	100.0	100.0	100.0	100.0	100.0	100.0	100.0	100.0	100.0	0.0	100.0	94.5
N		7276	1508	1599	1576	1535	1396	1294	1370	1051	1031	1205	1230	22071

\*\*\* Keyword: The Old

**Table 451 Older people: too much political influence**

[Questionnaire] To what extent do you agree or disagree with the following?... Older people have too much political

[VAR] OLDPOLPW

RESPONSE	PUNCH	03-07	2008	2009	2010	2011	2012	2013	2014	2016	2018	2021	2023	TOTAL
Strongly agree	1	-	-	-	-	-	-	-	-	-	-	6.7	-	0.4
Somewhat agree	2	-	-	-	-	-	-	-	-	-	-	44.1	-	2.4
Somewhat disagree	3	-	-	-	-	-	-	-	-	-	-	39.2	-	2.1
Strongly disagree	4	-	-	-	-	-	-	-	-	-	-	7.9	-	0.4
DK/NA	-8	-	-	-	-	-	-	-	-	-	-	2.1	-	0.1
IAP	-1	100.0	100.0	100.0	100.0	100.0	100.0	100.0	100.0	100.0	100.0	0.0	100.0	94.5
N		7276	1508	1599	1576	1535	1396	1294	1370	1051	1031	1205	1230	22071

\*\*\* Keyword: The Old

**Table 452 Life satisfaction in family relations**

[Questionnaire] Considering your current life in general, how satisfied or dissatisfied are you about the following areas?...

Family relations

[VAR] SATFACE1

RESPONSE	PUNCH	03-07	2008	2009	2010	2011	2012	2013	2014	2016	2018	2021	2023	TOTAL
Very satisfied	1	7.0	-	-	-	-	-	-	-	-	-	-	-	2.3
Somewhat satisfied	2	8.9	-	-	-	-	-	-	-	-	-	-	-	2.9
Neither satisfied nor dissatisfied	3	2.5	-	-	-	-	-	-	-	-	-	-	-	0.8
Somewhat dissatisfied	4	1.0	-	-	-	-	-	-	-	-	-	-	-	0.3
Very dissatisfied	5	0.2	-	-	-	-	-	-	-	-	-	-	-	0.1
DK/NA	-8	0.1	-	-	-	-	-	-	-	-	-	-	-	0.0
IAP	-1	80.3	100.0	100.0	100.0	100.0	100.0	100.0	100.0	100.0	100.0	100.0	100.0	93.5
N		7276	1508	1599	1576	1535	1396	1294	1370	1051	1031	1205	1230	22071

\* SHOW CARD

\*\*\* Keyword: Satisfaction, Family Members



**Table 453 Life satisfaction in marital life**

[Questionnaire] Considering your current life in general, how satisfied or dissatisfied are you about the following areas?...

Marital life

[VAR] SATFACE2

RESPONSE	PUNCH	03-07	2008	2009	2010	2011	2012	2013	2014	2016	2018	2021	2023	TOTAL
Very satisfied	1	4.5	-	-	-	-	-	-	-	-	-	-	-	1.5
Somewhat satisfied	2	5.8	-	-	-	-	-	-	-	-	-	-	-	1.9
Neither satisfied nor dissatisfied	3	1.7	-	-	-	-	-	-	-	-	-	-	-	0.6
Somewhat dissatisfied	4	0.7	-	-	-	-	-	-	-	-	-	-	-	0.2
Very dissatisfied	5	0.2	-	-	-	-	-	-	-	-	-	-	-	0.0
DK/NA	-8	0.1	-	-	-	-	-	-	-	-	-	-	-	0.0
IAP	-1	87.0	100.0	100.0	100.0	100.0	100.0	100.0	100.0	100.0	100.0	100.0	100.0	95.7
N		7276	1508	1599	1576	1535	1396	1294	1370	1051	1031	1205	1230	22071

\* SHOW CARD

\*\*\* Keyword: Satisfaction, Marriage

**Table 454 Life satisfaction in income**

[Questionnaire] Considering your current life in general, how satisfied or dissatisfied are you about the following areas?...

Income

[VAR] SATFACE3

RESPONSE	PUNCH	03-07	2008	2009	2010	2011	2012	2013	2014	2016	2018	2021	2023	TOTAL
Very satisfied	1	0.6	-	-	-	-	-	-	-	-	-	-	-	0.2
Somewhat satisfied	2	4.3	-	-	-	-	-	-	-	-	-	-	-	1.4
Neither satisfied nor dissatisfied	3	5.3	-	-	-	-	-	-	-	-	-	-	-	1.8
Somewhat dissatisfied	4	5.0	-	-	-	-	-	-	-	-	-	-	-	1.7
Very dissatisfied	5	1.8	-	-	-	-	-	-	-	-	-	-	-	0.6
DK/NA	-8	0.0	-	-	-	-	-	-	-	-	-	-	-	0.0
IAP	-1	82.8	100.0	100.0	100.0	100.0	100.0	100.0	100.0	100.0	100.0	100.0	100.0	94.3
N		7276	1508	1599	1576	1535	1396	1294	1370	1051	1031	1205	1230	22071

\* SHOW CARD

\*\*\* Keyword: Satisfaction, Income

**Table 455 Life satisfaction in work**

[Questionnaire] Considering your current life in general, how satisfied or dissatisfied are you about the following areas?...

Work

[VAR] SATFACE4

RESPONSE	PUNCH	03-07	2008	2009	2010	2011	2012	2013	2014	2016	2018	2021	2023	TOTAL
Very satisfied	1	1.2	-	-	-	-	-	-	-	-	-	-	-	0.4
Somewhat satisfied	2	5.0	-	-	-	-	-	-	-	-	-	-	-	1.6
Neither satisfied nor dissatisfied	3	4.9	-	-	-	-	-	-	-	-	-	-	-	1.6
Somewhat dissatisfied	4	3.3	-	-	-	-	-	-	-	-	-	-	-	1.1
Very dissatisfied	5	0.9	-	-	-	-	-	-	-	-	-	-	-	0.3
DK/NA	-8	0.0	-	-	-	-	-	-	-	-	-	-	-	0.0
IAP	-1	84.7	100.0	100.0	100.0	100.0	100.0	100.0	100.0	100.0	100.0	100.0	100.0	95.0
N		7276	1508	1599	1576	1535	1396	1294	1370	1051	1031	1205	1230	22071

\* SHOW CARD

\*\*\* Keyword: Satisfaction, Job

**Table 456 Life satisfaction in leisure**

[Questionnaire] Considering your current life in general, how satisfied or dissatisfied are you about the following areas?...

Leisure

[VAR] SATFACE5

RESPONSE	PUNCH	03-07	2008	2009	2010	2011	2012	2013	2014	2016	2018	2021	2023	TOTAL
Very satisfied	1	1.5	-	-	-	-	-	-	-	-	-	-	-	0.5
Somewhat satisfied	2	5.9	-	-	-	-	-	-	-	-	-	-	-	1.9
Neither satisfied nor dissatisfied	3	6.7	-	-	-	-	-	-	-	-	-	-	-	2.2
Somewhat dissatisfied	4	4.2	-	-	-	-	-	-	-	-	-	-	-	1.4
Very dissatisfied	5	1.0	-	-	-	-	-	-	-	-	-	-	-	0.3
DK/NA	-8	0.0	-	-	-	-	-	-	-	-	-	-	-	0.0
IAP	-1	80.6	100.0	100.0	100.0	100.0	100.0	100.0	100.0	100.0	100.0	100.0	100.0	93.6
N		7276	1508	1599	1576	1535	1396	1294	1370	1051	1031	1205	1230	22071

\* SHOW CARD

\*\*\* Keyword: Satisfaction, Leisure

**Table 457 Life satisfaction in life as a whole**

[Questionnaire] Considering your current life in general, how satisfied or dissatisfied are you about the following areas?...

Life as as whole

[VAR] SATFACE6

RESPONSE	PUNCH	03-07	2008	2009	2010	2011	2012	2013	2014	2016	2018	2021	2023	TOTAL
Very satisfied	1	1.4	-	-	-	-	-	-	-	-	-	-	-	0.5
Somewhat satisfied	2	9.8	-	-	-	-	-	-	-	-	-	-	-	3.2
Neither satisfied nor dissatisfied	3	5.3	-	-	-	-	-	-	-	-	-	-	-	1.8
Somewhat dissatisfied	4	2.5	-	-	-	-	-	-	-	-	-	-	-	0.8
Very dissatisfied	5	0.6	-	-	-	-	-	-	-	-	-	-	-	0.2
DK/NA	-8	0.0	-	-	-	-	-	-	-	-	-	-	-	0.0
IAP	-1	80.3	100.0	100.0	100.0	100.0	100.0	100.0	100.0	100.0	100.0	100.0	100.0	93.5
N		7276	1508	1599	1576	1535	1396	1294	1370	1051	1031	1205	1230	22071

\* SHOW CARD

\*\*\* Keyword: Satisfaction



**Table 458 Happiness in life in general**

[Questionnaire] If you were to consider your life in general these days, how happy or unhappy would you say you are, on the whole...

[VAR] HAPPINSS

RESPONSE	PUNCH	03-07	2008	2009	2010	2011	2012	2013	2014	2016	2018	2021	2023	TOTAL
Very happy	1	-	-	13.3	12.8	-	-	-	-	12.4	-	5.1	3.7	3.0
2	2	-	-	36.4	34.2	-	-	-	-	37.2	-	32.4	45.9	11.2
3	3	-	-	38.5	41.8	-	-	-	-	39.4	-	46.1	39.7	12.4
4	4	-	-	10.2	7.9	-	-	-	-	8.7	-	15.3	9.6	3.1
Very unhappy	5	-	-	1.6	2.4	-	-	-	-	2.3	-	0.8	0.4	0.5
DK/NA	-8	-	-	0.0	0.8	-	-	-	-	0.1	-	0.4	0.6	0.1
IAP	-1	100.0	100.0	0.0	0.0	100.0	100.0	100.0	100.0	0.0	100.0	0.0	0.0	69.8
N		7276	1508	1599	1576	1535	1396	1294	1370	1051	1031	1205	1230	22071

\* SHOW CARD

\*\*\* Keyword: Happiness

**Table 459 Whether R felt joy throughout the day yesterday**

[Questionnaire] Throughout the day yesterday, did you feel emotions like the following?... Joy

[VAR] ENJOY

RESPONSE	PUNCH	03-07	2008	2009	2010	2011	2012	2013	2014	2016	2018	2021	2023	TOTAL
Yes	1	-	-	-	-	-	-	-	-	71.3	-	-	-	3.4
No	2	-	-	-	-	-	-	-	-	27.7	-	-	-	1.3
DK/NA	-8	-	-	-	-	-	-	-	-	1.0	-	-	-	0.0
IAP	-1	100.0	100.0	100.0	100.0	100.0	100.0	100.0	100.0	0.0	100.0	100.0	100.0	95.2
N		7276	1508	1599	1576	1535	1396	1294	1370	1051	1031	1205	1230	22071

\* SHOW CARD

\*\*\* Keyword: Emotion, Enjoyment

**Table 460 Whether R felt peacefulness throughout the day yesterday**

[Questionnaire] Throughout the day yesterday, did you feel emotions like the following?... Peacefulness

[VAR] CALM

RESPONSE	PUNCH	03-07	2008	2009	2010	2011	2012	2013	2014	2016	2018	2021	2023	TOTAL
Yes	1	-	-	-	-	-	-	-	-	74.9	-	-	-	3.6
No	2	-	-	-	-	-	-	-	-	24.4	-	-	-	1.2
DK/NA	-8	-	-	-	-	-	-	-	-	0.8	-	-	-	0.0
IAP	-1	100.0	100.0	100.0	100.0	100.0	100.0	100.0	100.0	0.0	100.0	100.0	100.0	95.2
N		7276	1508	1599	1576	1535	1396	1294	1370	1051	1031	1205	1230	22071

\* SHOW CARD

\*\*\* Keyword: Emotion, Peacefulness

**Table 461 Whether R felt worry throughout the day yesterday**

[Questionnaire] Throughout the day yesterday, did you feel emotions like the following?... Worry

[VAR] WORRY

RESPONSE	PUNCH	03-07	2008	2009	2010	2011	2012	2013	2014	2016	2018	2021	2023	TOTAL
Yes	1	-	-	-	-	-	-	-	-	46.1	-	-	-	2.2
No	2	-	-	-	-	-	-	-	-	52.8	-	-	-	2.5
DK/NA	-8	-	-	-	-	-	-	-	-	1.1	-	-	-	0.1
IAP	-1	100.0	100.0	100.0	100.0	100.0	100.0	100.0	100.0	0.0	100.0	100.0	100.0	95.2
N		7276	1508	1599	1576	1535	1396	1294	1370	1051	1031	1205	1230	22071

\* SHOW CARD

\*\*\* Keyword: Emotion, Anxiety

**Table 462 Whether R felt sadness throughout the day yesterday**

[Questionnaire] Throughout the day yesterday, did you feel emotions like the following?... Sadness

[VAR] SAD

RESPONSE	PUNCH	03-07	2008	2009	2010	2011	2012	2013	2014	2016	2018	2021	2023	TOTAL
Yes	1	-	-	-	-	-	-	-	-	16.4	-	-	-	0.8
No	2	-	-	-	-	-	-	-	-	82.6	-	-	-	3.9
DK/NA	-8	-	-	-	-	-	-	-	-	1.0	-	-	-	0.0
IAP	-1	100.0	100.0	100.0	100.0	100.0	100.0	100.0	100.0	0.0	100.0	100.0	100.0	95.2
N		7276	1508	1599	1576	1535	1396	1294	1370	1051	1031	1205	1230	22071

\* SHOW CARD

\*\*\* Keyword: Emotion, Sad

**Table 463 Mental issues over the last 2 weeks: feeling tired or having little energy**

[Questionnaire] Over the last 2 weeks, how often have you been bothered by any of the following problems?... Feeling tired or having little energy

[VAR] FATIGUE

RESPONSE	PUNCH	03-07	2008	2009	2010	2011	2012	2013	2014	2016	2018	2021	2023	TOTAL
Not at all	1	-	-	32.7	-	-	33.4	-	-	-	-	-	-	4.5
Several days	2	-	-	45.0	-	-	39.1	-	-	-	-	-	-	5.7
More than half the days	3	-	-	10.9	-	-	14.1	-	-	-	-	-	-	1.7
Nearly every day	4	-	-	11.3	-	-	13.4	-	-	-	-	-	-	1.7
DK/NA	-8	-	-	0.1	-	-	0.0	-	-	-	-	-	-	0.0
IAP	-1	100.0	100.0	0.0	100.0	100.0	0.0	100.0	100.0	100.0	100.0	100.0	100.0	86.4
N		7276	1508	1599	1576	1535	1396	1294	1370	1051	1031	1205	1230	22071

\* SHOW CARD



**Table 464 Mental issues over the last 2 weeks: poor appetite or overeating**

[Questionnaire] Over the last 2 weeks, how often have you been bothered by any of the following problems?... Poor appetite or overeating

[VAR] EATDSODR

RESPONSE	PUNCH	03-07	2008	2009	2010	2011	2012	2013	2014	2016	2018	2021	2023	TOTAL
Not at all	1	-	-	58.1	-	-	57.3	-	-	-	-	-	-	7.8
Several days	2	-	-	29.6	-	-	28.5	-	-	-	-	-	-	4.0
More than half the days	3	-	-	6.9	-	-	7.7	-	-	-	-	-	-	1.0
Nearly every day	4	-	-	5.1	-	-	6.4	-	-	-	-	-	-	0.8
DK/NA	-8	-	-	0.3	-	-	0.0	-	-	-	-	-	-	0.0
IAP	-1	100.0	100.0	0.0	100.0	100.0	0.0	100.0	100.0	100.0	100.0	100.0	100.0	86.4
N		7276	1508	1599	1576	1535	1396	1294	1370	1051	1031	1205	1230	22071

\* SHOW CARD

**Table 465 Mental issues over the last 2 weeks: little interest or pleasure in doing things**

[Questionnaire] Over the last 2 weeks, how often have you been bothered by any of the following problems?... Little interest or pleasure in doing things

[VAR] STRDECLN

RESPONSE	PUNCH	03-07	2008	2009	2010	2011	2012	2013	2014	2016	2018	2021	2023	TOTAL
Not at all	1	-	-	55.4	-	50.8	57.3	-	-	-	-	-	-	11.2
Several days	2	-	-	30.5	-	33.6	27.8	-	-	-	-	-	-	6.3
More than half the days	3	-	-	6.6	-	7.8	9.2	-	-	-	-	-	-	1.6
Nearly every day	4	-	-	6.8	-	7.7	5.6	-	-	-	-	-	-	1.4
DK/NA	-8	-	-	0.8	-	0.1	0.0	-	-	-	-	-	-	0.1
IAP	-1	100.0	100.0	0.0	100.0	0.0	0.0	100.0	100.0	100.0	100.0	100.0	100.0	79.5
N		7276	1508	1599	1576	1535	1396	1294	1370	1051	1031	1205	1230	22071

\* SHOW CARD

**Table 466 Mental issues over the last 2 weeks: feeling down, depressed, or hopeless**

[Questionnaire] Over the last 2 weeks, how often have you been bothered by any of the following problems?... Feeling down, depressed, or hopeless

[VAR] FEELDOWN

RESPONSE	PUNCH	03-07	2008	2009	2010	2011	2012	2013	2014	2016	2018	2021	2023	TOTAL
Not at all	1	-	-	62.1	-	57.3	64.0	-	-	-	-	-	-	12.5
Several days	2	-	-	29.3	-	31.5	26.5	-	-	-	-	-	-	6.0
More than half the days	3	-	-	5.7	-	7.6	6.2	-	-	-	-	-	-	1.3
Nearly every day	4	-	-	2.7	-	3.4	3.4	-	-	-	-	-	-	0.6
DK/NA	-8	-	-	0.3	-	0.1	0.0	-	-	-	-	-	-	0.0
IAP	-1	100.0	100.0	0.0	100.0	0.0	0.0	100.0	100.0	100.0	100.0	100.0	100.0	79.5
N		7276	1508	1599	1576	1535	1396	1294	1370	1051	1031	1205	1230	22071

\* SHOW CARD

**Table 467 Mental issues over the last 2 weeks: having trouble falling asleep, staying asleep, or sleeping too**

[Questionnaire] Over the last 2 weeks, how often have you been bothered by any of the following problems?... Trouble falling asleep, staying asleep, or sleeping too much

[VAR] SLPDSODR

RESPONSE	PUNCH	03-07	2008	2009	2010	2011	2012	2013	2014	2016	2018	2021	2023	TOTAL
Not at all	1	-	-	54.8	-	-	53.7	-	-	-	-	-	-	7.4
Several days	2	-	-	30.6	-	-	29.3	-	-	-	-	-	-	4.1
More than half the days	3	-	-	6.1	-	-	8.7	-	-	-	-	-	-	1.0
Nearly every day	4	-	-	8.3	-	-	8.3	-	-	-	-	-	-	1.1
DK/NA	-8	-	-	0.1	-	-	0.0	-	-	-	-	-	-	0.0
IAP	-1	100.0	100.0	0.0	100.0	100.0	0.0	100.0	100.0	100.0	100.0	100.0	100.0	86.4
N		7276	1508	1599	1576	1535	1396	1294	1370	1051	1031	1205	1230	22071

\* SHOW CARD

**Table 468 Level of stress**

[Questionnaire] People sometimes get stressed in their daily life. How stressed do you usually get in your daily life?

[VAR] STRESFUL

RESPONSE	PUNCH	03-07	2008	2009	2010	2011	2012	2013	2014	2016	2018	2021	2023	TOTAL
Very much stressed	1	3.5	-	19.3	17.2	25.3	-	-	-	-	-	-	-	5.5
Somewhat stressed	2	9.9	-	50.4	47.4	49.1	-	-	-	-	-	-	-	13.7
Not stressed much	3	5.1	-	22.8	24.8	17.9	-	-	-	-	-	-	-	6.3
Almost never stressed	4	1.2	-	7.4	10.6	7.7	-	-	-	-	-	-	-	2.2
IAP	-1	80.3	100.0	0.0	0.0	0.0	100.0	100.0	100.0	100.0	100.0	100.0	100.0	72.2
N		7276	1508	1599	1576	1535	1396	1294	1370	1051	1031	1205	1230	22071

\*\*\* Keyword: Stress

**Table 469 Main cause of stress (if stressed)**

[Questionnaire] What do you think is the main cause of your stress? Please choose one from the followings.

[VAR] STRESWHY

RESPONSE	PUNCH	03-07	2008	2009	2010	2011	2012	2013	2014	2016	2018	2021	2023	TOTAL
Work-related (Study-related if you are a student)	1	6.0	-	-	-	-	-	-	-	-	-	-	-	2.0
Money-related	2	3.4	-	-	-	-	-	-	-	-	-	-	-	1.1
Family-related	3	2.1	-	-	-	-	-	-	-	-	-	-	-	0.7
Relationship-related	4	1.3	-	-	-	-	-	-	-	-	-	-	-	0.4
OTHER	77	0.4	-	-	-	-	-	-	-	-	-	-	-	0.1
DK/NA	-8	0.2	-	-	-	-	-	-	-	-	-	-	-	0.1
IAP	-1	86.6	100.0	100.0	100.0	100.0	100.0	100.0	100.0	100.0	100.0	100.0	100.0	95.6
N		7276	1508	1599	1576	1535	1396	1294	1370	1051	1031	1205	1230	22071

\*\*\* Keyword: Stress



**Table 470 Stress due to economic problems**

[Questionnaire] Please indicate the extent to which you agree or disagree with each of the following statements about yourself?... I have a lot of stresses due to my economic problems

[VAR] STRSSECO

RESPONSE	PUNCH	03-07	2008	2009	2010	2011	2012	2013	2014	2016	2018	2021	2023	TOTAL
Strongly agree	1	-	-	16.4	-	-	-	-	-	-	-	-	-	1.2
Agree	2	-	-	50.8	-	-	-	-	-	-	-	-	-	3.7
Disagree	3	-	-	21.8	-	-	-	-	-	-	-	-	-	1.6
Strongly disagree	4	-	-	10.5	-	-	-	-	-	-	-	-	-	0.8
DK/NA	-8	-	-	0.4	-	-	-	-	-	-	-	-	-	0.0
IAP	-1	100.0	100.0	0.0	100.0	100.0	100.0	100.0	100.0	100.0	100.0	100.0	100.0	92.8
N		7276	1508	1599	1576	1535	1396	1294	1370	1051	1031	1205	1230	22071

\* SHOW CARD

\*\*\* Keyword: Stress

**Table 471 Stress due to business or job problems**

[Questionnaire] Please indicate the extent to which you agree or disagree with each of the following statements about yourself?... I have a lot of stresses due to my business or job problems

[VAR] STRSSJOB

RESPONSE	PUNCH	03-07	2008	2009	2010	2011	2012	2013	2014	2016	2018	2021	2023	TOTAL
Strongly agree	1	-	-	12.8	-	-	-	-	-	-	-	-	-	0.9
Agree	2	-	-	44.7	-	-	-	-	-	-	-	-	-	3.2
Disagree	3	-	-	22.5	-	-	-	-	-	-	-	-	-	1.6
Strongly disagree	4	-	-	13.3	-	-	-	-	-	-	-	-	-	1.0
DK/NA	-8	-	-	6.8	-	-	-	-	-	-	-	-	-	0.5
IAP	-1	100.0	100.0	0.0	100.0	100.0	100.0	100.0	100.0	100.0	100.0	100.0	100.0	92.8
N		7276	1508	1599	1576	1535	1396	1294	1370	1051	1031	1205	1230	22071

\* SHOW CARD

\*\*\* Keyword: Workplace, Stress

**Table 472 Stress due to family members such as spouse, children or parents**

[Questionnaire] Please indicate the extent to which you agree or disagree with each of the following statements about yourself?... I have a lot of stresses due to my immediate family members such as spouse, children or parents

[VAR] STRSSFAM

RESPONSE	PUNCH	03-07	2008	2009	2010	2011	2012	2013	2014	2016	2018	2021	2023	TOTAL
Strongly agree	1	-	-	9.1	-	-	-	-	-	-	-	-	-	0.7
Agree	2	-	-	38.4	-	-	-	-	-	-	-	-	-	2.8
Disagree	3	-	-	32.3	-	-	-	-	-	-	-	-	-	2.3
Strongly disagree	4	-	-	19.3	-	-	-	-	-	-	-	-	-	1.4
DK/NA	-8	-	-	0.8	-	-	-	-	-	-	-	-	-	0.1
IAP	-1	100.0	100.0	0.0	100.0	100.0	100.0	100.0	100.0	100.0	100.0	100.0	100.0	92.8
N		7276	1508	1599	1576	1535	1396	1294	1370	1051	1031	1205	1230	22071

\* SHOW CARD

\*\*\* Keyword: Children, Family Members, Stress

**Table 473 Mental issues over the last 2 weeks: feeling bad about yourself, feeling that you are a failure, or feeling that you have let yourself or your family down**

[Questionnaire] Over the last 2 weeks, how often have you been bothered by any of the following problems?... Feeling bad about yourself, feeling that you are a failure, or feeling that you have let yourself or your family down

[VAR] FEELBAD

RESPONSE	PUNCH	03-07	2008	2009	2010	2011	2012	2013	2014	2016	2018	2021	2023	TOTAL
Not at all	1	-	-	79.8	-	-	79.7	-	-	-	-	-	-	10.8
Several days	2	-	-	15.5	-	-	15.5	-	-	-	-	-	-	2.1
More than half the days	3	-	-	2.6	-	-	2.9	-	-	-	-	-	-	0.4
Nearly every day	4	-	-	2.0	-	-	1.9	-	-	-	-	-	-	0.3
DK/NA	-8	-	-	0.1	-	-	0.0	-	-	-	-	-	-	0.0
IAP	-1	100.0	100.0	0.0	100.0	100.0	0.0	100.0	100.0	100.0	100.0	100.0	100.0	86.4
N		7276	1508	1599	1576	1535	1396	1294	1370	1051	1031	1205	1230	22071

\* SHOW CARD

\*\*\* Keyword: Family Members

**Table 474 Mental issues over the last 2 weeks: having trouble concentrating on things such as reading the newspaper or watching television**

[Questionnaire] Over the last 2 weeks, how often have you been bothered by any of the following problems?... Trouble concentrating on things such as reading the newspaper or watching television

[VAR] HRDFOCSD

RESPONSE	PUNCH	03-07	2008	2009	2010	2011	2012	2013	2014	2016	2018	2021	2023	TOTAL
Not at all	1	-	-	76.4	-	-	79.4	-	-	-	-	-	-	10.6
Several days	2	-	-	17.8	-	-	15.1	-	-	-	-	-	-	2.2
More than half the days	3	-	-	2.6	-	-	3.1	-	-	-	-	-	-	0.4
Nearly every day	4	-	-	3.0	-	-	2.4	-	-	-	-	-	-	0.4
DK/NA	-8	-	-	0.2	-	-	0.0	-	-	-	-	-	-	0.0
IAP	-1	100.0	100.0	0.0	100.0	100.0	0.0	100.0	100.0	100.0	100.0	100.0	100.0	86.4
N		7276	1508	1599	1576	1535	1396	1294	1370	1051	1031	1205	1230	22071

\* SHOW CARD

\*\*\* Keyword: News, TV



**Table 475 Mental issues over the last 2 weeks: moving or speaking so slowly that other people could have noticed.****Or being so fidgety or restless that you have been moving around a lot more than usual**

[Questionnaire] Over the last 2 weeks, how often have you been bothered by any of the following problems?... Moving or speaking so slowly that other people could have noticed. Or being so fidgety or restless that you have been moving around a lot more than usual

[VAR] FEELNRVS

RESPONSE	PUNCH	03-07	2008	2009	2010	2011	2012	2013	2014	2016	2018	2021	2023	TOTAL
Not at all	1	-	-	89.4	-	-	88.6	-	-	-	-	-	-	12.1
Several days	2	-	-	7.7	-	-	8.4	-	-	-	-	-	-	1.1
More than half the days	3	-	-	1.5	-	-	1.9	-	-	-	-	-	-	0.2
Nearly every day	4	-	-	1.2	-	-	1.1	-	-	-	-	-	-	0.2
DK/NA	-8	-	-	0.3	-	-	0.0	-	-	-	-	-	-	0.0
IAP	-1	100.0	100.0	0.0	100.0	100.0	0.0	100.0	100.0	100.0	100.0	100.0	100.0	86.4
N		7276	1508	1599	1576	1535	1396	1294	1370	1051	1031	1205	1230	22071

\* SHOW CARD

**Table 476 Mental issues over the last 2 weeks: thinking that you would be better off dead or that you want to hurt yourself in some way**

[Questionnaire] Over the last 2 weeks, how often have you been bothered by any of the following problems?... Thinking that you would be better off dead or that you want to hurt yourself in some way

[VAR] BETTRDIE

RESPONSE	PUNCH	03-07	2008	2009	2010	2011	2012	2013	2014	2016	2018	2021	2023	TOTAL
Not at all	1	-	-	88.1	-	-	86.2	-	-	-	-	-	-	11.8
Several days	2	-	-	9.1	-	-	10.6	-	-	-	-	-	-	1.3
More than half the days	3	-	-	1.8	-	-	2.2	-	-	-	-	-	-	0.3
Nearly every day	4	-	-	1.0	-	-	1.0	-	-	-	-	-	-	0.1
DK/NA	-8	-	-	0.1	-	-	0.0	-	-	-	-	-	-	0.0
IAP	-1	100.0	100.0	0.0	100.0	100.0	0.0	100.0	100.0	100.0	100.0	100.0	100.0	86.4
N		7276	1508	1599	1576	1535	1396	1294	1370	1051	1031	1205	1230	22071

\* SHOW CARD

\*\*\* Keyword: Workplace, Job

**Table 477 Frequency of having difficulties to control behaviors when upset**

[Questionnaire] When I'm upset, I have difficulty controlling my behaviors.

[VAR] EMOTION

RESPONSE	PUNCH	03-07	2008	2009	2010	2011	2012	2013	2014	2016	2018	2021	2023	TOTAL
Almost never	1	-	-	55.7	-	-	-	-	-	-	-	-	-	4.0
Sometimes	2	-	-	29.0	-	-	-	-	-	-	-	-	-	2.1
About half the time	3	-	-	7.8	-	-	-	-	-	-	-	-	-	0.6
Most of the time	4	-	-	5.4	-	-	-	-	-	-	-	-	-	0.4
Almost always	5	-	-	1.7	-	-	-	-	-	-	-	-	-	0.1
DK/NA	-8	-	-	0.4	-	-	-	-	-	-	-	-	-	0.0
IAP	-1	100.0	100.0	0.0	100.0	100.0	100.0	100.0	100.0	100.0	100.0	100.0	100.0	92.8
N		7276	1508	1599	1576	1535	1396	1294	1370	1051	1031	1205	1230	22071

**Table 478 (If checked off any problem) How much those problems caused R to have difficulties on doing R's job, taking care of things at home, or getting along with others**

[Questionnaire] ((If you indicated any responses other than 'Not at all' in Question SLPDSODR, FATIGUE, EATDSODR, STRDECLN, FEELDOWN, FEELBAD, HRDFOCS, FEELNRVS, BETTRDIE above) If you have checked off any problem on this questionnaire so far, how difficult have these problems made it for you to do your work, take care of things at home, or get along with other people?

[VAR] HRDSOC

RESPONSE	PUNCH	03-07	2008	2009	2010	2011	2012	2013	2014	2016	2018	2021	2023	TOTAL
Not difficult at all	1	-	-	52.3	-	-	51.3	-	-	-	-	-	-	7.0
Somewhat difficult	2	-	-	23.0	-	-	21.6	-	-	-	-	-	-	3.0
Very difficult	3	-	-	2.7	-	-	2.6	-	-	-	-	-	-	0.4
Extremely difficult	4	-	-	0.7	-	-	0.6	-	-	-	-	-	-	0.1
DK/NA	-8	-	-	0.5	-	-	0.0	-	-	-	-	-	-	0.0
IAP	-1	100.0	100.0	20.8	100.0	100.0	23.9	100.0	100.0	100.0	100.0	100.0	100.0	89.4
N		7276	1508	1599	1576	1535	1396	1294	1370	1051	1031	1205	1230	22071

\*\* 2009 Questionnaire: (If you indicated any responses other than 'Not at all' in Question 87-1 thru 87-9 above) If you have checked off any problem on this questionnaire so far, how difficult have these problems made it for you to do your work, take care of things at home, or get along with other people

**Table 479 Belief that unpleasant things are caused by R**

[Questionnaire] To what degree do you think the following is true when you experience negative or unpleasant events?...

I think that basically the cause must lie within myself

[VAR] ASCRPSLF

RESPONSE	PUNCH	03-07	2008	2009	2010	2011	2012	2013	2014	2016	2018	2021	2023	TOTAL
Never	1	-	-	8.8	-	-	-	-	-	-	-	-	-	0.6
Almost never	2	-	-	27.3	-	-	-	-	-	-	-	-	-	2.0
Regularly	3	-	-	45.7	-	-	-	-	-	-	-	-	-	3.3
Often	4	-	-	14.6	-	-	-	-	-	-	-	-	-	1.1
Almost always	5	-	-	3.3	-	-	-	-	-	-	-	-	-	0.2
DK/NA	-8	-	-	0.3	-	-	-	-	-	-	-	-	-	0.0
IAP	-1	100.0	100.0	0.0	100.0	100.0	100.0	100.0	100.0	100.0	100.0	100.0	100.0	92.8
N		7276	1508	1599	1576	1535	1396	1294	1370	1051	1031	1205	1230	22071

\* SHOW CARD



**Table 480 Belief that unpleasant things are caused by others**

[Questionnaire] To what degree do you think the following is true when you experience negative or unpleasant events?...

I think that basically the cause must lies with others

[VAR] ASCRPOTH

RESPONSE	PUNCH	03-07	2008	2009	2010	2011	2012	2013	2014	2016	2018	2021	2023	TOTAL
Never	1	-	-	8.9	-	-	-	-	-	-	-	-	-	0.6
Almost never	2	-	-	29.1	-	-	-	-	-	-	-	-	-	2.1
Regularly	3	-	-	49.2	-	-	-	-	-	-	-	-	-	3.6
Often	4	-	-	10.1	-	-	-	-	-	-	-	-	-	0.7
Almost always	5	-	-	2.2	-	-	-	-	-	-	-	-	-	0.2
DK/NA	-8	-	-	0.4	-	-	-	-	-	-	-	-	-	0.0
IAP	-1	100.0	100.0	0.0	100.0	100.0	100.0	100.0	100.0	100.0	100.0	100.0	100.0	92.8
N		7276	1508	1599	1576	1535	1396	1294	1370	1051	1031	1205	1230	22071

\* SHOW CARD

**Table 481 Fracture, joint injuries**

[Questionnaire] Please indicate if you feel restricted in your daily lives and social activities due to each of the following problems... Fracture, Joint injuries

[VAR] FRACTURE

RESPONSE	PUNCH	03-07	2008	2009	2010	2011	2012	2013	2014	2016	2018	2021	2023	TOTAL
Yes	1	-	-	8.9	-	-	-	-	-	-	-	-	-	0.6
No	2	-	-	91.0	-	-	-	-	-	-	-	-	-	6.6
DK/NA	-8	-	-	0.1	-	-	-	-	-	-	-	-	-	0.0
IAP	-1	100.0	100.0	0.0	100.0	100.0	100.0	100.0	100.0	100.0	100.0	100.0	100.0	92.8
N		7276	1508	1599	1576	1535	1396	1294	1370	1051	1031	1205	1230	22071

\* SHOW CARD

**Table 482 Arthritis, rheumatism**

[Questionnaire] Please indicate if you feel restricted in your daily lives and social activities due to each of the following problems... Arthritis, rheumatism

[VAR] ARTHRITS

RESPONSE	PUNCH	03-07	2008	2009	2010	2011	2012	2013	2014	2016	2018	2021	2023	TOTAL
Yes	1	-	-	13.6	-	-	-	-	-	-	-	-	-	1.0
No	2	-	-	86.3	-	-	-	-	-	-	-	-	-	6.3
DK/NA	-8	-	-	0.1	-	-	-	-	-	-	-	-	-	0.0
IAP	-1	100.0	100.0	0.0	100.0	100.0	100.0	100.0	100.0	100.0	100.0	100.0	100.0	92.8
N		7276	1508	1599	1576	1535	1396	1294	1370	1051	1031	1205	1230	22071

\* SHOW CARD

\*\*\* Keyword: Rheumatism Arthritis

**Table 483 Heart diseases**

[Questionnaire] Please indicate if you feel restricted in your daily lives and social activities due to each of the following problems... Heart diseases

[VAR] HEARTPRB

RESPONSE	PUNCH	03-07	2008	2009	2010	2011	2012	2013	2014	2016	2018	2021	2023	TOTAL
Yes	1	-	-	3.9	-	-	-	-	-	-	-	-	-	0.3
No	2	-	-	95.9	-	-	-	-	-	-	-	-	-	7.0
DK/NA	-8	-	-	0.1	-	-	-	-	-	-	-	-	-	0.0
IAP	-1	100.0	100.0	0.0	100.0	100.0	100.0	100.0	100.0	100.0	100.0	100.0	100.0	92.8
N		7276	1508	1599	1576	1535	1396	1294	1370	1051	1031	1205	1230	22071

\* SHOW CARD

\*\*\* Keyword: Heart Disease

**Table 484 Breathing problems, Lung diseases Asthma**

[Questionnaire] Please indicate if you feel restricted in your daily lives and social activities due to each of the following problems... Breathing problems, Lung Diseases Asthma

[VAR] ASTHMA

RESPONSE	PUNCH	03-07	2008	2009	2010	2011	2012	2013	2014	2016	2018	2021	2023	TOTAL
Yes	1	-	-	4.6	-	-	-	-	-	-	-	-	-	0.3
No	2	-	-	95.3	-	-	-	-	-	-	-	-	-	6.9
DK/NA	-8	-	-	0.1	-	-	-	-	-	-	-	-	-	0.0
IAP	-1	100.0	100.0	0.0	100.0	100.0	100.0	100.0	100.0	100.0	100.0	100.0	100.0	92.8
N		7276	1508	1599	1576	1535	1396	1294	1370	1051	1031	1205	1230	22071

\* SHOW CARD

**Table 485 Stroke**

[Questionnaire] Please indicate if you feel restricted in your daily lives and social activities due to each of the following problems... Stroke

[VAR] STROKE

RESPONSE	PUNCH	03-07	2008	2009	2010	2011	2012	2013	2014	2016	2018	2021	2023	TOTAL
Yes	1	-	-	1.6	-	-	-	-	-	-	-	-	-	0.1
No	2	-	-	98.2	-	-	-	-	-	-	-	-	-	7.1
DK/NA	-8	-	-	0.3	-	-	-	-	-	-	-	-	-	0.0
IAP	-1	100.0	100.0	0.0	100.0	100.0	100.0	100.0	100.0	100.0	100.0	100.0	100.0	92.8
N		7276	1508	1599	1576	1535	1396	1294	1370	1051	1031	1205	1230	22071

\* SHOW CARD



**Table 486 Diabetes**

[Questionnaire] Please indicate if you feel restricted in your daily lives and social activities due to each of the following problems... Diabetes

[VAR] DIABETES

RESPONSE	PUNCH	03-07	2008	2009	2010	2011	2012	2013	2014	2016	2018	2021	2023	TOTAL
Yes	1	-	-	4.6	-	-	-	-	-	-	-	-	-	0.3
No	2	-	-	95.3	-	-	-	-	-	-	-	-	-	6.9
DK/NA	-8	-	-	0.1	-	-	-	-	-	-	-	-	-	0.0
IAP	-1	100.0	100.0	0.0	100.0	100.0	100.0	100.0	100.0	100.0	100.0	100.0	100.0	92.8
N		7276	1508	1599	1576	1535	1396	1294	1370	1051	1031	1205	1230	22071

\* SHOW CARD

\*\*\* Keyword: Diabetes

**Table 487 Hypertension**

[Questionnaire] Please indicate if you feel restricted in your daily lives and social activities due to each of the following problems... Hypertension

[VAR] HYPRTNSN

RESPONSE	PUNCH	03-07	2008	2009	2010	2011	2012	2013	2014	2016	2018	2021	2023	TOTAL
Yes	1	-	-	11.4	-	-	-	-	-	-	-	-	-	0.8
No	2	-	-	88.5	-	-	-	-	-	-	-	-	-	6.4
DK/NA	-8	-	-	0.1	-	-	-	-	-	-	-	-	-	0.0
IAP	-1	100.0	100.0	0.0	100.0	100.0	100.0	100.0	100.0	100.0	100.0	100.0	100.0	92.8
N		7276	1508	1599	1576	1535	1396	1294	1370	1051	1031	1205	1230	22071

\* SHOW CARD

\*\*\* Keyword: Hypertension

**Table 488 Back or neck problems**

[Questionnaire] Please indicate if you feel restricted in your daily lives and social activities due to each of the following problems... Back or neck problems

[VAR] BACKPAIN

RESPONSE	PUNCH	03-07	2008	2009	2010	2011	2012	2013	2014	2016	2018	2021	2023	TOTAL
Yes	1	-	-	14.1	-	-	-	-	-	-	-	-	-	1.0
No	2	-	-	85.6	-	-	-	-	-	-	-	-	-	6.2
DK/NA	-8	-	-	0.3	-	-	-	-	-	-	-	-	-	0.0
IAP	-1	100.0	100.0	0.0	100.0	100.0	100.0	100.0	100.0	100.0	100.0	100.0	100.0	92.8
N		7276	1508	1599	1576	1535	1396	1294	1370	1051	1031	1205	1230	22071

\* SHOW CARD

**Table 489 Cancer**

[Questionnaire] Please indicate if you feel restricted in your daily lives and social activities due to each of the following problems... Cancer

[VAR] CANCER

RESPONSE	PUNCH	03-07	2008	2009	2010	2011	2012	2013	2014	2016	2018	2021	2023	TOTAL
Yes	1	-	-	1.1	-	-	-	-	-	-	-	-	-	0.1
No	2	-	-	98.8	-	-	-	-	-	-	-	-	-	7.2
DK/NA	-8	-	-	0.1	-	-	-	-	-	-	-	-	-	0.0
IAP	-1	100.0	100.0	0.0	100.0	100.0	100.0	100.0	100.0	100.0	100.0	100.0	100.0	92.8
N		7276	1508	1599	1576	1535	1396	1294	1370	1051	1031	1205	1230	22071

\* SHOW CARD

**Table 490 Dental and oral problems**

[Questionnaire] Please indicate if you feel restricted in your daily lives and social activities due to each of the following problems... Dental & oral diseases

[VAR] DENTLPRB

RESPONSE	PUNCH	03-07	2008	2009	2010	2011	2012	2013	2014	2016	2018	2021	2023	TOTAL
Yes	1	-	-	20.0	-	-	-	-	-	-	-	-	-	1.4
No	2	-	-	79.9	-	-	-	-	-	-	-	-	-	5.8
DK/NA	-8	-	-	0.1	-	-	-	-	-	-	-	-	-	0.0
IAP	-1	100.0	100.0	0.0	100.0	100.0	100.0	100.0	100.0	100.0	100.0	100.0	100.0	92.8
N		7276	1508	1599	1576	1535	1396	1294	1370	1051	1031	1205	1230	22071

\* SHOW CARD

**Table 491 Eyesight problems**

[Questionnaire] Please indicate if you feel restricted in your daily lives and social activities due to each of the following problems... Eyesight problems

[VAR] VSIONPRB

RESPONSE	PUNCH	03-07	2008	2009	2010	2011	2012	2013	2014	2016	2018	2021	2023	TOTAL
Yes	1	-	-	24.0	-	-	-	-	-	-	-	-	-	1.7
No	2	-	-	75.9	-	-	-	-	-	-	-	-	-	5.5
DK/NA	-8	-	-	0.1	-	-	-	-	-	-	-	-	-	0.0
IAP	-1	100.0	100.0	0.0	100.0	100.0	100.0	100.0	100.0	100.0	100.0	100.0	100.0	92.8
N		7276	1508	1599	1576	1535	1396	1294	1370	1051	1031	1205	1230	22071

\* SHOW CARD



**Table 492 Auditory problems**

[Questionnaire] Please indicate if you feel restricted in your daily lives and social activities due to each of the following problems... Auditory problems

[VAR] HEARPRB

RESPONSE	PUNCH	03-07	2008	2009	2010	2011	2012	2013	2014	2016	2018	2021	2023	TOTAL
Yes	1	-	-	5.8	-	-	-	-	-	-	-	-	-	0.4
No	2	-	-	94.1	-	-	-	-	-	-	-	-	-	6.8
DK/NA	-8	-	-	0.1	-	-	-	-	-	-	-	-	-	0.0
IAP	-1	100.0	100.0	0.0	100.0	100.0	100.0	100.0	100.0	100.0	100.0	100.0	100.0	92.8
N		7276	1508	1599	1576	1535	1396	1294	1370	1051	1031	1205	1230	22071

\* SHOW CARD

**Table 493 Dementia**

[Questionnaire] Please indicate if you feel restricted in your daily lives and social activities due to each of the following problems... Dementia

[VAR] ALZHEIMR

RESPONSE	PUNCH	03-07	2008	2009	2010	2011	2012	2013	2014	2016	2018	2021	2023	TOTAL
Yes	1	-	-	0.5	-	-	-	-	-	-	-	-	-	0.0
No	2	-	-	99.3	-	-	-	-	-	-	-	-	-	7.2
DK/NA	-8	-	-	0.2	-	-	-	-	-	-	-	-	-	0.0
IAP	-1	100.0	100.0	0.0	100.0	100.0	100.0	100.0	100.0	100.0	100.0	100.0	100.0	92.8
N		7276	1508	1599	1576	1535	1396	1294	1370	1051	1031	1205	1230	22071

\* SHOW CARD

**Table 494 Depression, anxiety, or emotional problems**

[Questionnaire] Please indicate if you feel restricted in your daily lives and social activities due to each of the following problems... Depression, anxiety, or emotional problems

[VAR] DPRESSN

RESPONSE	PUNCH	03-07	2008	2009	2010	2011	2012	2013	2014	2016	2018	2021	2023	TOTAL
Yes	1	-	-	5.8	-	-	-	-	-	-	-	-	-	0.4
No	2	-	-	94.2	-	-	-	-	-	-	-	-	-	6.8
DK/NA	-8	-	-	0.1	-	-	-	-	-	-	-	-	-	0.0
IAP	-1	100.0	100.0	0.0	100.0	100.0	100.0	100.0	100.0	100.0	100.0	100.0	100.0	92.8
N		7276	1508	1599	1576	1535	1396	1294	1370	1051	1031	1205	1230	22071

\* SHOW CARD

\*\*\* Keyword: Anxious, Depression

**Table 495 Mental retardation**

[Questionnaire] Please indicate if you feel restricted in your daily lives and social activities due to each of the following problems... Mental retardation

[VAR] RETARD

RESPONSE	PUNCH	03-07	2008	2009	2010	2011	2012	2013	2014	2016	2018	2021	2023	TOTAL
Yes	1	-	-	0.3	-	-	-	-	-	-	-	-	-	0.0
No	2	-	-	99.6	-	-	-	-	-	-	-	-	-	7.2
DK/NA	-8	-	-	0.1	-	-	-	-	-	-	-	-	-	0.0
IAP	-1	100.0	100.0	0.0	100.0	100.0	100.0	100.0	100.0	100.0	100.0	100.0	100.0	92.8
N		7276	1508	1599	1576	1535	1396	1294	1370	1051	1031	1205	1230	22071

\* SHOW CARD

**Table 496 Obesity**

[Questionnaire] Please indicate if you feel restricted in your daily lives and social activities due to each of the following problems... Obesity

[VAR] OBESITY

RESPONSE	PUNCH	03-07	2008	2009	2010	2011	2012	2013	2014	2016	2018	2021	2023	TOTAL
Yes	1	-	-	9.3	-	-	-	-	-	-	-	-	-	0.7
No	2	-	-	90.6	-	-	-	-	-	-	-	-	-	6.6
DK/NA	-8	-	-	0.1	-	-	-	-	-	-	-	-	-	0.0
IAP	-1	100.0	100.0	0.0	100.0	100.0	100.0	100.0	100.0	100.0	100.0	100.0	100.0	92.8
N		7276	1508	1599	1576	1535	1396	1294	1370	1051	1031	1205	1230	22071

\* SHOW CARD

\*\*\* Keyword: Obesity

**Table 497 Old age**

[Questionnaire] Please indicate if you feel restricted in your daily lives and social activities due to each of the following problems... Old age

[VAR] AGEING

RESPONSE	PUNCH	03-07	2008	2009	2010	2011	2012	2013	2014	2016	2018	2021	2023	TOTAL
Yes	1	-	-	9.2	-	-	-	-	-	-	-	-	-	0.7
No	2	-	-	90.7	-	-	-	-	-	-	-	-	-	6.6
DK/NA	-8	-	-	0.1	-	-	-	-	-	-	-	-	-	0.0
IAP	-1	100.0	100.0	0.0	100.0	100.0	100.0	100.0	100.0	100.0	100.0	100.0	100.0	92.8
N		7276	1508	1599	1576	1535	1396	1294	1370	1051	1031	1205	1230	22071

\* SHOW CARD

\*\*\* Keyword: Old Age



**Table 498 Others**

[Questionnaire] Please indicate if you feel restricted in your daily lives and social activities due to each of the following problems... Others

[VAR] SYMPTOTH

RESPONSE	PUNCH	03-07	2008	2009	2010	2011	2012	2013	2014	2016	2018	2021	2023	TOTAL
Yes	1	-	-	4.4	-	-	-	-	-	-	-	-	-	0.3
No	2	-	-	95.4	-	-	-	-	-	-	-	-	-	6.9
DK/NA	-8	-	-	0.3	-	-	-	-	-	-	-	-	-	0.0
IAP	-1	100.0	100.0	0.0	100.0	100.0	100.0	100.0	100.0	100.0	100.0	100.0	100.0	92.8
N		7276	1508	1599	1576	1535	1396	1294	1370	1051	1031	1205	1230	22071

\* SHOW CARD

**Table 499 Whether R had pain in any body part in the last year**

[Questionnaire] In the last year, have you ever had any pains or inconvenient feelings (e.g., soring, stiffness, burning, insensibility) in any part of your body, such as hands / wrists / fingers, arms / elbows, shoulders, neck, waist / back, knees? Please answer for all parts that apply.

[VAR] PAINFUL

RESPONSE	PUNCH	03-07	2008	2009	2010	2011	2012	2013	2014	2016	2018	2021	2023	TOTAL
Yes	1	-	-	-	65.7	-	-	-	-	-	-	-	-	4.7
No	2	-	-	-	34.3	-	-	-	-	-	-	-	-	2.5
IAP	-1	100.0	100.0	100.0	0.0	100.0	100.0	100.0	100.0	100.0	100.0	100.0	100.0	92.9
N		7276	1508	1599	1576	1535	1396	1294	1370	1051	1031	1205	1230	22071

\* SHOW CARD

**Table 500 Whether R had pain in hands/wrists/fingers**

[Questionnaire] In the last year, have you ever had any pains or inconvenient feelings (e.g., soring, stiffness, burning, insensibility) in any part of your body, such as hands / wrists / fingers, arms / elbows, shoulders, neck, waist / back, knees? Please answer for all parts that apply... Hands /Wrists /Fingers

[VAR] HANDPAIN

RESPONSE	PUNCH	03-07	2008	2009	2010	2011	2012	2013	2014	2016	2018	2021	2023	TOTAL
Yes	1	-	-	-	19.0	-	-	-	-	-	-	-	-	1.4
No	2	-	-	-	81.0	-	-	-	-	-	-	-	-	5.8
IAP	-1	100.0	100.0	100.0	0.0	100.0	100.0	100.0	100.0	100.0	100.0	100.0	100.0	92.9
N		7276	1508	1599	1576	1535	1396	1294	1370	1051	1031	1205	1230	22071

\* SHOW CARD

**Table 501 Side of hands/wrists/fingers that had pain**

[Questionnaire] In the last year, have you ever had any pains or inconvenient feelings (e.g., soring, stiffness, burning, insensibility) in any part of your body, such as hands / wrists / fingers, arms / elbows, shoulders, neck, waist / back, knees? Please answer for all parts that apply... Hands /Wrists /Fingers... On which side was you pains mostly?

[VAR] HANDSPOT

RESPONSE	PUNCH	03-07	2008	2009	2010	2011	2012	2013	2014	2016	2018	2021	2023	TOTAL
Left	1	-	-	-	4.6	-	-	-	-	-	-	-	-	0.3
Right	2	-	-	-	6.8	-	-	-	-	-	-	-	-	0.5
Both sides	3	-	-	-	7.4	-	-	-	-	-	-	-	-	0.5
DK/NA	-8	-	-	-	0.1	-	-	-	-	-	-	-	-	0.0
IAP	-1	100.0	100.0	100.0	81.0	100.0	100.0	100.0	100.0	100.0	100.0	100.0	100.0	98.6
N		7276	1508	1599	1576	1535	1396	1294	1370	1051	1031	1205	1230	22071

\* SHOW CARD

**Table 502 Duration of pain in hands/wrists/fingers**

[Questionnaire] In the last year, have you ever had any pains or inconvenient feelings (e.g., soring, stiffness, burning, insensibility) in any part of your body, such as hands / wrists / fingers, arms / elbows, shoulders, neck, waist / back, knees? Please answer for all parts that apply... Hands /Wrists /Fingers... Once your pains have started, how long did it last?

[VAR] HANDDUR

RESPONSE	PUNCH	03-07	2008	2009	2010	2011	2012	2013	2014	2016	2018	2021	2023	TOTAL
Less than a day	1	-	-	-	7.6	-	-	-	-	-	-	-	-	0.5
1 day - 1 week	2	-	-	-	5.5	-	-	-	-	-	-	-	-	0.4
1 week - 1 month	3	-	-	-	2.1	-	-	-	-	-	-	-	-	0.1
1 month - 6 months	4	-	-	-	0.9	-	-	-	-	-	-	-	-	0.1
More than 6 months	5	-	-	-	2.8	-	-	-	-	-	-	-	-	0.2
DK/NA	-8	-	-	-	0.1	-	-	-	-	-	-	-	-	0.0
IAP	-1	100.0	100.0	100.0	81.0	100.0	100.0	100.0	100.0	100.0	100.0	100.0	100.0	98.6
N		7276	1508	1599	1576	1535	1396	1294	1370	1051	1031	1205	1230	22071

\* SHOW CARD

**Table 503 How severe was the pain in hands/wrists/fingers**

[Questionnaire] In the last year, have you ever had any pains or inconvenient feelings (e.g., soring, stiffness, burning, insensibility) in any part of your body, such as hands / wrists / fingers, arms / elbows, shoulders, neck, waist / back, knees? Please answer for all parts that apply... Hands /Wrists /Fingers... How severe was your pains?

[VAR] HANDACHE

RESPONSE	PUNCH	03-07	2008	2009	2010	2011	2012	2013	2014	2016	2018	2021	2023	TOTAL
Not very severe	1	-	-	-	10.1	-	-	-	-	-	-	-	-	0.7
Somewhat severe	2	-	-	-	5.8	-	-	-	-	-	-	-	-	0.4
Fairly severe	3	-	-	-	2.1	-	-	-	-	-	-	-	-	0.1
Very severe	4	-	-	-	0.9	-	-	-	-	-	-	-	-	0.1
DK/NA	-8	-	-	-	0.1	-	-	-	-	-	-	-	-	0.0
IAP	-1	100.0	100.0	100.0	81.0	100.0	100.0	100.0	100.0	100.0	100.0	100.0	100.0	98.6
N		7276	1508	1599	1576	1535	1396	1294	1370	1051	1031	1205	1230	22071

\* SHOW CARD



**Table 504 Frequency of the pain in hands/wrists/fingers in the last year**

[Questionnaire] In the last year, have you ever had any pains or inconvenient feelings (e.g., soring, stiffness, burning, insensibility) in any part of your body, such as hands / wrists / fingers, arms / elbows, shoulders, neck, waist / back, knees? Please answer for all parts that apply... Hands /Wrists /Fingers... In the last year, how frequently did you have these pains?

[VAR] HANDFREQ

RESPONSE	PUNCH	03-07	2008	2009	2010	2011	2012	2013	2014	2016	2018	2021	2023	TOTAL
1 time in 6 months	1	-	-	-	3.4	-	-	-	-	-	-	-	-	0.2
1 time in 2-3 months	2	-	-	-	3.7	-	-	-	-	-	-	-	-	0.3
1 time in 1 a month	3	-	-	-	3.4	-	-	-	-	-	-	-	-	0.2
1 time in 1 a week	4	-	-	-	3.5	-	-	-	-	-	-	-	-	0.2
Every day	5	-	-	-	4.8	-	-	-	-	-	-	-	-	0.3
DK/NA	-8	-	-	-	0.1	-	-	-	-	-	-	-	-	0.0
IAP	-1	100.0	100.0	100.0	81.0	100.0	100.0	100.0	100.0	100.0	100.0	100.0	100.0	98.6
N		7276	1508	1599	1576	1535	1396	1294	1370	1051	1031	1205	1230	22071

\* SHOW CARD

**Table 505 Whether R had these pains in hands/wrists/fingers in the last week**

[Questionnaire] In the last year, have you ever had any pains or inconvenient feelings (e.g., soring, stiffness, burning, insensibility) in any part of your body, such as hands / wrists / fingers, arms / elbows, shoulders, neck, waist / back, knees? Please answer for all parts that apply... Hands /Wrists /Fingers... Did you have these pains in the last week?

[VAR] HANDSMPT

RESPONSE	PUNCH	03-07	2008	2009	2010	2011	2012	2013	2014	2016	2018	2021	2023	TOTAL
No	1	-	-	-	7.7	-	-	-	-	-	-	-	-	0.6
Yes	2	-	-	-	11.0	-	-	-	-	-	-	-	-	0.8
DK/NA	-8	-	-	-	0.3	-	-	-	-	-	-	-	-	0.0
IAP	-1	100.0	100.0	100.0	81.0	100.0	100.0	100.0	100.0	100.0	100.0	100.0	100.0	98.6
N		7276	1508	1599	1576	1535	1396	1294	1370	1051	1031	1205	1230	22071

**Table 506 What happened due to these pains in hands/wrists/fingers in the last year**

[Questionnaire] In the last year, have you ever had any pains or inconvenient feelings (e.g., soring, stiffness, burning, insensibility) in any part of your body, such as hands / wrists / fingers, arms / elbows, shoulders, neck, waist / back, knees? Please answer for all parts that apply... Hands /Wrists /Fingers... What happened to you in the last year due to these pains?

[VAR] HANDHOSP

RESPONSE	PUNCH	03-07	2008	2009	2010	2011	2012	2013	2014	2016	2018	2021	2023	TOTAL
Got treated in the hospital	1	-	-	-	8.0	-	-	-	-	-	-	-	-	0.6
Got medication in the pharmacy	2	-	-	-	2.8	-	-	-	-	-	-	-	-	0.2
Sick leave or workers' accident insurance	3	-	-	-	0.4	-	-	-	-	-	-	-	-	0.0
Working suspension	4	-	-	-	0.7	-	-	-	-	-	-	-	-	0.0
Did not do anything	5	-	-	-	6.0	-	-	-	-	-	-	-	-	0.4
Tried to use some instruments	6	-	-	-	0.2	-	-	-	-	-	-	-	-	0.0
Tried to do massage or exercise	7	-	-	-	0.5	-	-	-	-	-	-	-	-	0.0
Other	77	-	-	-	0.0	-	-	-	-	-	-	-	-	0.0
DK/NA	-8	-	-	-	0.4	-	-	-	-	-	-	-	-	0.0
IAP	-1	100.0	100.0	100.0	81.0	100.0	100.0	100.0	100.0	100.0	100.0	100.0	100.0	98.6
N		7276	1508	1599	1576	1535	1396	1294	1370	1051	1031	1205	1230	22071

\* SHOW CARD

**Table 507 Whether R had pain in arms/elbows**

[Questionnaire] In the last year, have you ever had any pains or inconvenient feelings (e.g., soring, stiffness, burning, insensibility) in any part of your body, such as hands / wrists / fingers, arms / elbows, shoulders, neck, waist / back, knees? Please answer for all parts that apply... Arms/ Elbows

[VAR] ARMPAIN

RESPONSE	PUNCH	03-07	2008	2009	2010	2011	2012	2013	2014	2016	2018	2021	2023	TOTAL
Yes	1	-	-	-	11.9	-	-	-	-	-	-	-	-	0.9
No	2	-	-	-	88.1	-	-	-	-	-	-	-	-	6.3
IAP	-1	100.0	100.0	100.0	0.0	100.0	100.0	100.0	100.0	100.0	100.0	100.0	100.0	92.9
N		7276	1508	1599	1576	1535	1396	1294	1370	1051	1031	1205	1230	22071

\* SHOW CARD

**Table 508 Side of arms/elbows that had pain**

[Questionnaire] In the last year, have you ever had any pains or inconvenient feelings (e.g., soring, stiffness, burning, insensibility) in any part of your body, such as hands / wrists / fingers, arms / elbows, shoulders, neck, waist / back, knees? Please answer for all parts that apply... Arms/ Elbows... On which side was you pains mostly?

[VAR] ARMSPTOT

RESPONSE	PUNCH	03-07	2008	2009	2010	2011	2012	2013	2014	2016	2018	2021	2023	TOTAL
Left	1	-	-	-	3.3	-	-	-	-	-	-	-	-	0.2
Right	2	-	-	-	3.4	-	-	-	-	-	-	-	-	0.2
Both sides	3	-	-	-	4.8	-	-	-	-	-	-	-	-	0.3
DK/NA	-8	-	-	-	0.3	-	-	-	-	-	-	-	-	0.0
IAP	-1	100.0	100.0	100.0	88.1	100.0	100.0	100.0	100.0	100.0	100.0	100.0	100.0	99.2
N		7276	1508	1599	1576	1535	1396	1294	1370	1051	1031	1205	1230	22071

\* SHOW CARD



**Table 509 Duration of pain in arms/elbows**

[Questionnaire] In the last year, have you ever had any pains or inconvenient feelings (e.g., soring, stiffness, burning, insensibility) in any part of your body, such as hands / wrists / fingers, arms / elbows, shoulders, neck, waist / back, knees? Please answer for all parts that apply... Arms/ Elbows... Once your pains have started, how long did it last?

[VAR] ARMDUR

RESPONSE	PUNCH	03-07	2008	2009	2010	2011	2012	2013	2014	2016	2018	2021	2023	TOTAL
Less than a day	1	-	-	-	4.9	-	-	-	-	-	-	-	-	0.3
1 day - 1 week	2	-	-	-	2.7	-	-	-	-	-	-	-	-	0.2
1 week - 1 month	3	-	-	-	1.0	-	-	-	-	-	-	-	-	0.1
1 month - 6 months	4	-	-	-	1.0	-	-	-	-	-	-	-	-	0.1
More than 6 months	5	-	-	-	2.2	-	-	-	-	-	-	-	-	0.2
DK/NA	-8	-	-	-	0.1	-	-	-	-	-	-	-	-	0.0
IAP	-1	100.0	100.0	100.0	88.1	100.0	100.0	100.0	100.0	100.0	100.0	100.0	100.0	99.1
N		7276	1508	1599	1576	1535	1396	1294	1370	1051	1031	1205	1230	22071

\* SHOW CARD

**Table 510 How severe was the pain in arms/elbows**

[Questionnaire] In the last year, have you ever had any pains or inconvenient feelings (e.g., soring, stiffness, burning, insensibility) in any part of your body, such as hands / wrists / fingers, arms / elbows, shoulders, neck, waist / back, knees? Please answer for all parts that apply... Arms/ Elbows... How severe was your pains?

[VAR] ARMACHE

RESPONSE	PUNCH	03-07	2008	2009	2010	2011	2012	2013	2014	2016	2018	2021	2023	TOTAL
Not very severe	1	-	-	-	6.0	-	-	-	-	-	-	-	-	0.4
Somewhat severe	2	-	-	-	3.9	-	-	-	-	-	-	-	-	0.3
Fairly severe	3	-	-	-	1.4	-	-	-	-	-	-	-	-	0.1
Very severe	4	-	-	-	0.6	-	-	-	-	-	-	-	-	0.0
IAP	-1	100.0	100.0	100.0	88.1	100.0	100.0	100.0	100.0	100.0	100.0	100.0	100.0	99.2
N		7276	1508	1599	1576	1535	1396	1294	1370	1051	1031	1205	1230	22071

\* SHOW CARD

**Table 511 Frequency of the pain in arms/elbows in the last year**

[Questionnaire] In the last year, have you ever had any pains or inconvenient feelings (e.g., soring, stiffness, burning, insensibility) in any part of your body, such as hands / wrists / fingers, arms / elbows, shoulders, neck, waist / back, knees? Please answer for all parts that apply... Arms/ Elbows... In the last year, how frequently did you have these pains?

[VAR] ARMFREQ

RESPONSE	PUNCH	03-07	2008	2009	2010	2011	2012	2013	2014	2016	2018	2021	2023	TOTAL
1 time in 6 months	1	-	-	-	1.8	-	-	-	-	-	-	-	-	0.1
1 time in 2-3 months	2	-	-	-	1.7	-	-	-	-	-	-	-	-	0.1
1 time in 1 a month	3	-	-	-	2.3	-	-	-	-	-	-	-	-	0.2
1 time in 1 a week	4	-	-	-	2.2	-	-	-	-	-	-	-	-	0.2
Every day	5	-	-	-	3.9	-	-	-	-	-	-	-	-	0.3
DK/NA	-8	-	-	-	0.1	-	-	-	-	-	-	-	-	0.0
IAP	-1	100.0	100.0	100.0	88.1	100.0	100.0	100.0	100.0	100.0	100.0	100.0	100.0	99.1
N		7276	1508	1599	1576	1535	1396	1294	1370	1051	1031	1205	1230	22071

\* SHOW CARD

**Table 512 Whether R had these pains in arms/elbows in the last week**

[Questionnaire] In the last year, have you ever had any pains or inconvenient feelings (e.g., soring, stiffness, burning, insensibility) in any part of your body, such as hands / wrists / fingers, arms / elbows, shoulders, neck, waist / back, knees? Please answer for all parts that apply... Arms/ Elbows... Did you have these pains in the last week?

[VAR] ARMSMPT

RESPONSE	PUNCH	03-07	2008	2009	2010	2011	2012	2013	2014	2016	2018	2021	2023	TOTAL
No	1	-	-	-	4.4	-	-	-	-	-	-	-	-	0.3
Yes	2	-	-	-	7.3	-	-	-	-	-	-	-	-	0.5
DK/NA	-8	-	-	-	0.1	-	-	-	-	-	-	-	-	0.0
IAP	-1	100.0	100.0	100.0	88.1	100.0	100.0	100.0	100.0	100.0	100.0	100.0	100.0	99.2
N		7276	1508	1599	1576	1535	1396	1294	1370	1051	1031	1205	1230	22071

**Table 513 What happened due to these pains in arms/elbows in the last year**

[Questionnaire] In the last year, have you ever had any pains or inconvenient feelings (e.g., soring, stiffness, burning, insensibility) in any part of your body, such as hands / wrists / fingers, arms / elbows, shoulders, neck, waist / back, knees? Please answer for all parts that apply... Arms/ Elbows... What happened to you in the last year due to these pains?

[VAR] ARMHOSP

RESPONSE	PUNCH	03-07	2008	2009	2010	2011	2012	2013	2014	2016	2018	2021	2023	TOTAL
Got treated in the hospital	1	-	-	-	5.9	-	-	-	-	-	-	-	-	0.4
Got medication in the pharmacy	2	-	-	-	1.6	-	-	-	-	-	-	-	-	0.1
Sick leave or workers' accident insurance	3	-	-	-	0.3	-	-	-	-	-	-	-	-	0.0
Working suspension	4	-	-	-	0.3	-	-	-	-	-	-	-	-	0.0
Did not do anything	5	-	-	-	3.4	-	-	-	-	-	-	-	-	0.2
Tried to use some instruments	6	-	-	-	0.1	-	-	-	-	-	-	-	-	0.0
Tried to do massage or exercise	7	-	-	-	0.1	-	-	-	-	-	-	-	-	0.0
DK/NA	-8	-	-	-	0.3	-	-	-	-	-	-	-	-	0.0
IAP	-1	100.0	100.0	100.0	88.1	100.0	100.0	100.0	100.0	100.0	100.0	100.0	100.0	99.1
N		7276	1508	1599	1576	1535	1396	1294	1370	1051	1031	1205	1230	22071

\* SHOW CARD



**Table 514 Whether R had pain in shoulders**

[Questionnaire] In the last year, have you ever had any pains or inconvenient feelings (e.g., soring, stiffness, burning, insensibility) in any part of your body, such as hands / wrists / fingers, arms / elbows, shoulders, neck, waist / back, knees? Please answer for all parts that apply... Shoulders...

[VAR] SHLDPAIN

RESPONSE	PUNCH	03-07	2008	2009	2010	2011	2012	2013	2014	2016	2018	2021	2023	TOTAL
Yes	1	-	-	-	28.4	-	-	-	-	-	-	-	-	2.0
No	2	-	-	-	71.6	-	-	-	-	-	-	-	-	5.1
IAP	-1	100.0	100.0	100.0	0.0	100.0	100.0	100.0	100.0	100.0	100.0	100.0	100.0	92.9
N		7276	1508	1599	1576	1535	1396	1294	1370	1051	1031	1205	1230	22071

\* SHOW CARD

**Table 515 Side of shoulders that had pain**

[Questionnaire] In the last year, have you ever had any pains or inconvenient feelings (e.g., soring, stiffness, burning, insensibility) in any part of your body, such as hands / wrists / fingers, arms / elbows, shoulders, neck, waist / back, knees? Please answer for all parts that apply... Shoulders... On which side was you pains mostly?

[VAR] SHLDSPT

RESPONSE	PUNCH	03-07	2008	2009	2010	2011	2012	2013	2014	2016	2018	2021	2023	TOTAL
Left	1	-	-	-	3.8	-	-	-	-	-	-	-	-	0.3
Right	2	-	-	-	8.8	-	-	-	-	-	-	-	-	0.6
Both sides	3	-	-	-	15.7	-	-	-	-	-	-	-	-	1.1
DK/NA	-8	-	-	-	0.2	-	-	-	-	-	-	-	-	0.0
IAP	-1	100.0	100.0	100.0	71.6	100.0	100.0	100.0	100.0	100.0	100.0	100.0	100.0	98.0
N		7276	1508	1599	1576	1535	1396	1294	1370	1051	1031	1205	1230	22071

\* SHOW CARD

**Table 516 Duration of pain in shoulders**

[Questionnaire] In the last year, have you ever had any pains or inconvenient feelings (e.g., soring, stiffness, burning, insensibility) in any part of your body, such as hands / wrists / fingers, arms / elbows, shoulders, neck, waist / back, knees? Please answer for all parts that apply... Shoulders... Once your pains have started, how long did it last?

[VAR] SHLDDUR

RESPONSE	PUNCH	03-07	2008	2009	2010	2011	2012	2013	2014	2016	2018	2021	2023	TOTAL
Less than a day	1	-	-	-	8.6	-	-	-	-	-	-	-	-	0.6
1 day - 1 week	2	-	-	-	10.2	-	-	-	-	-	-	-	-	0.7
1 week - 1 month	3	-	-	-	2.9	-	-	-	-	-	-	-	-	0.2
1 month - 6 months	4	-	-	-	1.5	-	-	-	-	-	-	-	-	0.1
More than 6 months	5	-	-	-	5.1	-	-	-	-	-	-	-	-	0.4
DK/NA	-8	-	-	-	0.1	-	-	-	-	-	-	-	-	0.0
IAP	-1	100.0	100.0	100.0	71.6	100.0	100.0	100.0	100.0	100.0	100.0	100.0	100.0	98.0
N		7276	1508	1599	1576	1535	1396	1294	1370	1051	1031	1205	1230	22071

\* SHOW CARD

**Table 517 How severe was the pain in shoulders**

[Questionnaire] In the last year, have you ever had any pains or inconvenient feelings (e.g., soring, stiffness, burning, insensibility) in any part of your body, such as hands / wrists / fingers, arms / elbows, shoulders, neck, waist / back, knees? Please answer for all parts that apply... Shoulders... How severe was your pains?

[VAR] SHLDCACHE

RESPONSE	PUNCH	03-07	2008	2009	2010	2011	2012	2013	2014	2016	2018	2021	2023	TOTAL
Not very severe	1	-	-	-	11.5	-	-	-	-	-	-	-	-	0.8
Somewhat severe	2	-	-	-	11.2	-	-	-	-	-	-	-	-	0.8
Fairly severe	3	-	-	-	3.8	-	-	-	-	-	-	-	-	0.3
Very severe	4	-	-	-	1.7	-	-	-	-	-	-	-	-	0.1
DK/NA	-8	-	-	-	0.1	-	-	-	-	-	-	-	-	0.0
IAP	-1	100.0	100.0	100.0	71.6	100.0	100.0	100.0	100.0	100.0	100.0	100.0	100.0	98.0
N		7276	1508	1599	1576	1535	1396	1294	1370	1051	1031	1205	1230	22071

\* SHOW CARD

**Table 518 Frequency of the pain in shoulders in the last year**

[Questionnaire] In the last year, have you ever had any pains or inconvenient feelings (e.g., soring, stiffness, burning, insensibility) in any part of your body, such as hands / wrists / fingers, arms / elbows, shoulders, neck, waist / back, knees? Please answer for all parts that apply... Shoulders... In the last year, how frequently did you have these pains?

[VAR] SHLDFREQ

RESPONSE	PUNCH	03-07	2008	2009	2010	2011	2012	2013	2014	2016	2018	2021	2023	TOTAL
1 time in 6 months	1	-	-	-	4.1	-	-	-	-	-	-	-	-	0.3
1 time in 2-3 months	2	-	-	-	5.4	-	-	-	-	-	-	-	-	0.4
1 time in 1 a month	3	-	-	-	4.1	-	-	-	-	-	-	-	-	0.3
1 time in 1 a week	4	-	-	-	5.9	-	-	-	-	-	-	-	-	0.4
Every day	5	-	-	-	8.8	-	-	-	-	-	-	-	-	0.6
DK/NA	-8	-	-	-	0.1	-	-	-	-	-	-	-	-	0.0
IAP	-1	100.0	100.0	100.0	71.6	100.0	100.0	100.0	100.0	100.0	100.0	100.0	100.0	98.0
N		7276	1508	1599	1576	1535	1396	1294	1370	1051	1031	1205	1230	22071

\* SHOW CARD



**Table 519 Whether R had these pains in shoulders in the last week**

[Questionnaire] In the last year, have you ever had any pains or inconvenient feelings (e.g., soring, stiffness, burning, insensibility) in any part of your body, such as hands / wrists / fingers, arms / elbows, shoulders, neck, waist / back, knees? Please answer for all parts that apply... Shoulders... Did you have these pains in the last week?

[VAR] SHLDSMPT

RESPONSE	PUNCH	03-07	2008	2009	2010	2011	2012	2013	2014	2016	2018	2021	2023	TOTAL
No	1	-	-	-	9.0	-	-	-	-	-	-	-	-	0.6
Yes	2	-	-	-	19.3	-	-	-	-	-	-	-	-	1.4
DK/NA	-8	-	-	-	0.1	-	-	-	-	-	-	-	-	0.0
IAP	-1	100.0	100.0	100.0	71.5	100.0	100.0	100.0	100.0	100.0	100.0	100.0	100.0	98.0
N		7276	1508	1599	1576	1535	1396	1294	1370	1051	1031	1205	1230	22071

**Table 520 What happened due to these pains in shoulders in the last year**

[Questionnaire] In the last year, have you ever had any pains or inconvenient feelings (e.g., soring, stiffness, burning, insensibility) in any part of your body, such as hands / wrists / fingers, arms / elbows, shoulders, neck, waist / back, knees? Please answer for all parts that apply... Shoulders... What happened to you in the last year due to these pains?

[VAR] SHLDHOSP

RESPONSE	PUNCH	03-07	2008	2009	2010	2011	2012	2013	2014	2016	2018	2021	2023	TOTAL
Got treated in the hospital	1	-	-	-	13.8	-	-	-	-	-	-	-	-	1.0
Got medication in the pharmacy	2	-	-	-	3.4	-	-	-	-	-	-	-	-	0.2
Sick leave or workers' accident insurance	3	-	-	-	0.3	-	-	-	-	-	-	-	-	0.0
Working suspension	4	-	-	-	1.1	-	-	-	-	-	-	-	-	0.1
Did not do anything	5	-	-	-	7.6	-	-	-	-	-	-	-	-	0.5
Tried to use some instruments	6	-	-	-	0.5	-	-	-	-	-	-	-	-	0.0
Tried to do massage or exercise	7	-	-	-	1.1	-	-	-	-	-	-	-	-	0.1
DK/NA	-8	-	-	-	0.8	-	-	-	-	-	-	-	-	0.1
IAP	-1	100.0	100.0	100.0	71.5	100.0	100.0	100.0	100.0	100.0	100.0	100.0	100.0	98.0
N		7276	1508	1599	1576	1535	1396	1294	1370	1051	1031	1205	1230	22071

\* SHOW CARD

**Table 521 Whether R had pain in the neck**

[Questionnaire] In the last year, have you ever had any pains or inconvenient feelings (e.g., soring, stiffness, burning, insensibility) in any part of your body, such as hands / wrists / fingers, arms / elbows, shoulders, neck, waist / back, knees? Please answer for all parts that apply... Neck

[VAR] NECKPAIN

RESPONSE	PUNCH	03-07	2008	2009	2010	2011	2012	2013	2014	2016	2018	2021	2023	TOTAL
Yes	1	-	-	-	14.9	-	-	-	-	-	-	-	-	1.1
No	2	-	-	-	85.1	-	-	-	-	-	-	-	-	6.1
IAP	-1	100.0	100.0	100.0	0.0	100.0	100.0	100.0	100.0	100.0	100.0	100.0	100.0	92.9
N		7276	1508	1599	1576	1535	1396	1294	1370	1051	1031	1205	1230	22071

\* SHOW CARD

**Table 522 Duration of pain in the neck**

[Questionnaire] In the last year, have you ever had any pains or inconvenient feelings (e.g., soring, stiffness, burning, insensibility) in any part of your body, such as hands / wrists / fingers, arms / elbows, shoulders, neck, waist / back, knees? Please answer for all parts that apply... Neck... Once your pains have started, how long did it last?

[VAR] NECKDUR

RESPONSE	PUNCH	03-07	2008	2009	2010	2011	2012	2013	2014	2016	2018	2021	2023	TOTAL
Less than a day	1	-	-	-	5.0	-	-	-	-	-	-	-	-	0.4
1 day - 1 week	2	-	-	-	5.2	-	-	-	-	-	-	-	-	0.4
1 week - 1 month	3	-	-	-	1.3	-	-	-	-	-	-	-	-	0.1
1 month - 6 months	4	-	-	-	1.0	-	-	-	-	-	-	-	-	0.1
More than 6 months	5	-	-	-	2.2	-	-	-	-	-	-	-	-	0.2
DK/NA	-8	-	-	-	0.2	-	-	-	-	-	-	-	-	0.0
IAP	-1	100.0	100.0	100.0	85.1	100.0	100.0	100.0	100.0	100.0	100.0	100.0	100.0	98.9
N		7276	1508	1599	1576	1535	1396	1294	1370	1051	1031	1205	1230	22071

\* SHOW CARD

**Table 523 How severe was the pain in the neck**

[Questionnaire] In the last year, have you ever had any pains or inconvenient feelings (e.g., soring, stiffness, burning, insensibility) in any part of your body, such as hands / wrists / fingers, arms / elbows, shoulders, neck, waist / back, knees? Please answer for all parts that apply... Neck... How severe was your pains?

[VAR] NECKACHE

RESPONSE	PUNCH	03-07	2008	2009	2010	2011	2012	2013	2014	2016	2018	2021	2023	TOTAL
Not very severe	1	-	-	-	7.0	-	-	-	-	-	-	-	-	0.5
Somewhat severe	2	-	-	-	5.1	-	-	-	-	-	-	-	-	0.4
Fairly severe	3	-	-	-	2.2	-	-	-	-	-	-	-	-	0.2
Very severe	4	-	-	-	0.4	-	-	-	-	-	-	-	-	0.0
DK/NA	-8	-	-	-	0.2	-	-	-	-	-	-	-	-	0.0
IAP	-1	100.0	100.0	100.0	85.1	100.0	100.0	100.0	100.0	100.0	100.0	100.0	100.0	98.9
N		7276	1508	1599	1576	1535	1396	1294	1370	1051	1031	1205	1230	22071

\* SHOW CARD



**Table 524 Frequency of the pain in the neck in the last year**

[Questionnaire] In the last year, have you ever had any pains or inconvenient feelings (e.g., soring, stiffness, burning, insensibility) in any part of your body, such as hands / wrists / fingers, arms / elbows, shoulders, neck, waist / back, knees? Please answer for all parts that apply... Neck... In the last year, how frequently did you have these pains?

[VAR] NECKFREQ

RESPONSE	PUNCH	03-07	2008	2009	2010	2011	2012	2013	2014	2016	2018	2021	2023	TOTAL
1 time in 6 months	1	-	-	-	2.6	-	-	-	-	-	-	-	-	0.2
1 time in 2-3 months	2	-	-	-	2.7	-	-	-	-	-	-	-	-	0.2
1 time in 1 a month	3	-	-	-	2.4	-	-	-	-	-	-	-	-	0.2
1 time in 1 a week	4	-	-	-	3.4	-	-	-	-	-	-	-	-	0.2
Every day	5	-	-	-	3.6	-	-	-	-	-	-	-	-	0.3
DK/NA	-8	-	-	-	0.2	-	-	-	-	-	-	-	-	0.0
IAP	-1	100.0	100.0	100.0	85.0	100.0	100.0	100.0	100.0	100.0	100.0	100.0	100.0	98.9
N		7276	1508	1599	1576	1535	1396	1294	1370	1051	1031	1205	1230	22071

\* SHOW CARD

**Table 525 Whether R had these pains in the neck in the last week**

[Questionnaire] In the last year, have you ever had any pains or inconvenient feelings (e.g., soring, stiffness, burning, insensibility) in any part of your body, such as hands / wrists / fingers, arms / elbows, shoulders, neck, waist / back, knees? Please answer for all parts that apply... Neck... Did you have these pains in the last week?

[VAR] NECKSMPT

RESPONSE	PUNCH	03-07	2008	2009	2010	2011	2012	2013	2014	2016	2018	2021	2023	TOTAL
No	1	-	-	-	5.7	-	-	-	-	-	-	-	-	0.4
Yes	2	-	-	-	9.1	-	-	-	-	-	-	-	-	0.7
DK/NA	-8	-	-	-	0.1	-	-	-	-	-	-	-	-	0.0
IAP	-1	100.0	100.0	100.0	85.1	100.0	100.0	100.0	100.0	100.0	100.0	100.0	100.0	98.9
N		7276	1508	1599	1576	1535	1396	1294	1370	1051	1031	1205	1230	22071

**Table 526 What happened due to these pains in the neck in the last year**

[Questionnaire] In the last year, have you ever had any pains or inconvenient feelings (e.g., soring, stiffness, burning, insensibility) in any part of your body, such as hands / wrists / fingers, arms / elbows, shoulders, neck, waist / back, knees? Please answer for all parts that apply... Neck... What happened to you in the last year due to these pains?

[VAR] NECKHOSP

RESPONSE	PUNCH	03-07	2008	2009	2010	2011	2012	2013	2014	2016	2018	2021	2023	TOTAL
Got treated in the hospital	1	-	-	-	7.6	-	-	-	-	-	-	-	-	0.5
Got medication in the pharmacy	2	-	-	-	1.7	-	-	-	-	-	-	-	-	0.1
Sick leave or workers' accident insurance	3	-	-	-	0.2	-	-	-	-	-	-	-	-	0.0
Working suspension	4	-	-	-	0.6	-	-	-	-	-	-	-	-	0.0
Did not do anything	5	-	-	-	3.7	-	-	-	-	-	-	-	-	0.3
Tried to use some instruments	6	-	-	-	0.2	-	-	-	-	-	-	-	-	0.0
Tried to do massage or exercise	7	-	-	-	0.3	-	-	-	-	-	-	-	-	0.0
DK/NA	-8	-	-	-	0.5	-	-	-	-	-	-	-	-	0.0
IAP	-1	100.0	100.0	100.0	85.2	100.0	100.0	100.0	100.0	100.0	100.0	100.0	100.0	98.9
N		7276	1508	1599	1576	1535	1396	1294	1370	1051	1031	1205	1230	22071

\* SHOW CARD

**Table 527 Whether R had pain in the waist/back**

[Questionnaire] In the last year, have you ever had any pains or inconvenient feelings (e.g., soring, stiffness, burning, insensibility) in any part of your body, such as hands / wrists / fingers, arms / elbows, shoulders, neck, waist / back, knees? Please answer for all parts that apply... Waist / Back

[VAR] WSTPAIN

RESPONSE	PUNCH	03-07	2008	2009	2010	2011	2012	2013	2014	2016	2018	2021	2023	TOTAL
Yes	1	-	-	-	32.4	-	-	-	-	-	-	-	-	2.3
No	2	-	-	-	67.6	-	-	-	-	-	-	-	-	4.8
IAP	-1	100.0	100.0	100.0	0.0	100.0	100.0	100.0	100.0	100.0	100.0	100.0	100.0	92.9
N		7276	1508	1599	1576	1535	1396	1294	1370	1051	1031	1205	1230	22071

\* SHOW CARD

**Table 528 Duration of pain in the waist/back**

[Questionnaire] In the last year, have you ever had any pains or inconvenient feelings (e.g., soring, stiffness, burning, insensibility) in any part of your body, such as hands / wrists / fingers, arms / elbows, shoulders, neck, waist / back, knees? Please answer for all parts that apply... Waist / Back... Once your pains have started, how long did it last?

[VAR] WSTDUR

RESPONSE	PUNCH	03-07	2008	2009	2010	2011	2012	2013	2014	2016	2018	2021	2023	TOTAL
Less than a day	1	-	-	-	10.0	-	-	-	-	-	-	-	-	0.7
1 day - 1 week	2	-	-	-	11.7	-	-	-	-	-	-	-	-	0.8
1 week - 1 month	3	-	-	-	3.1	-	-	-	-	-	-	-	-	0.2
1 month - 6 months	4	-	-	-	1.1	-	-	-	-	-	-	-	-	0.1
More than 6 months	5	-	-	-	6.3	-	-	-	-	-	-	-	-	0.4
DK/NA	-8	-	-	-	0.3	-	-	-	-	-	-	-	-	0.0
IAP	-1	100.0	100.0	100.0	67.6	100.0	100.0	100.0	100.0	100.0	100.0	100.0	100.0	97.7
N		7276	1508	1599	1576	1535	1396	1294	1370	1051	1031	1205	1230	22071

\* SHOW CARD



**Table 529 How severe was the pain in the waist/back**

[Questionnaire] In the last year, have you ever had any pains or inconvenient feelings (e.g., soring, stiffness, burning, insensibility) in any part of your body, such as hands / wrists / fingers, arms / elbows, shoulders, neck, waist / back, knees? Please answer for all parts that apply... Waist / Back... How severe was your pains?

[VAR] WSTACHE

RESPONSE	PUNCH	03-07	2008	2009	2010	2011	2012	2013	2014	2016	2018	2021	2023	TOTAL
Not very severe	1	-	-	-	13.2	-	-	-	-	-	-	-	-	0.9
Somewhat severe	2	-	-	-	11.3	-	-	-	-	-	-	-	-	0.8
Fairly severe	3	-	-	-	4.8	-	-	-	-	-	-	-	-	0.3
Very severe	4	-	-	-	3.0	-	-	-	-	-	-	-	-	0.2
DK/NA	-8	-	-	-	0.2	-	-	-	-	-	-	-	-	0.0
IAP	-1	100.0	100.0	100.0	67.5	100.0	100.0	100.0	100.0	100.0	100.0	100.0	100.0	97.7
N		7276	1508	1599	1576	1535	1396	1294	1370	1051	1031	1205	1230	22071

\* SHOW CARD

**Table 530 Frequency of the pain in the waist/back in the last year**

[Questionnaire] In the last year, have you ever had any pains or inconvenient feelings (e.g., soring, stiffness, burning, insensibility) in any part of your body, such as hands / wrists / fingers, arms / elbows, shoulders, neck, waist / back, knees? Please answer for all parts that apply... Waist / Back... In the last year, how frequently did you have these pains?

[VAR] WSTFREQ

RESPONSE	PUNCH	03-07	2008	2009	2010	2011	2012	2013	2014	2016	2018	2021	2023	TOTAL
1 time in 6 months	1	-	-	-	7.2	-	-	-	-	-	-	-	-	0.5
1 time in 2-3 months	2	-	-	-	6.0	-	-	-	-	-	-	-	-	0.4
1 time in 1 a month	3	-	-	-	4.7	-	-	-	-	-	-	-	-	0.3
1 time in 1 a week	4	-	-	-	3.9	-	-	-	-	-	-	-	-	0.3
Every day	5	-	-	-	10.3	-	-	-	-	-	-	-	-	0.7
DK/NA	-8	-	-	-	0.3	-	-	-	-	-	-	-	-	0.0
IAP	-1	100.0	100.0	100.0	67.5	100.0	100.0	100.0	100.0	100.0	100.0	100.0	100.0	97.7
N		7276	1508	1599	1576	1535	1396	1294	1370	1051	1031	1205	1230	22071

\* SHOW CARD

**Table 531 Whether R had these pains in the waist/back in the last week**

[Questionnaire] In the last year, have you ever had any pains or inconvenient feelings (e.g., soring, stiffness, burning, insensibility) in any part of your body, such as hands / wrists / fingers, arms / elbows, shoulders, neck, waist / back, knees? Please answer for all parts that apply... Waist / Back... Did you have these pains in the last week?

[VAR] WSTSMPT

RESPONSE	PUNCH	03-07	2008	2009	2010	2011	2012	2013	2014	2016	2018	2021	2023	TOTAL
No	1	-	-	-	12.6	-	-	-	-	-	-	-	-	0.9
Yes	2	-	-	-	19.7	-	-	-	-	-	-	-	-	1.4
DK/NA	-8	-	-	-	0.1	-	-	-	-	-	-	-	-	0.0
IAP	-1	100.0	100.0	100.0	67.6	100.0	100.0	100.0	100.0	100.0	100.0	100.0	100.0	97.7
N		7276	1508	1599	1576	1535	1396	1294	1370	1051	1031	1205	1230	22071

**Table 532 What happened due to these pains in the waist/back in the last year**

[Questionnaire] In the last year, have you ever had any pains or inconvenient feelings (e.g., soring, stiffness, burning, insensibility) in any part of your body, such as hands / wrists / fingers, arms / elbows, shoulders, neck, waist / back, knees? Please answer for all parts that apply... Waist / Back... What happened to you in the last year due to these pains?

[VAR] WSTHOSP

RESPONSE	PUNCH	03-07	2008	2009	2010	2011	2012	2013	2014	2016	2018	2021	2023	TOTAL
Got treated in the hospital	1	-	-	-	18.1	-	-	-	-	-	-	-	-	1.3
Got medication in the pharmacy	2	-	-	-	3.7	-	-	-	-	-	-	-	-	0.3
Sick leave or workers' accident insurance	3	-	-	-	0.2	-	-	-	-	-	-	-	-	0.0
Working suspension	4	-	-	-	0.6	-	-	-	-	-	-	-	-	0.0
Did not do anything	5	-	-	-	8.2	-	-	-	-	-	-	-	-	0.6
Tried to use some instruments	6	-	-	-	0.4	-	-	-	-	-	-	-	-	0.0
Tried to do massage or exercise	7	-	-	-	0.5	-	-	-	-	-	-	-	-	0.0
DK/NA	-8	-	-	-	0.6	-	-	-	-	-	-	-	-	0.0
IAP	-1	100.0	100.0	100.0	67.6	100.0	100.0	100.0	100.0	100.0	100.0	100.0	100.0	97.7
N		7276	1508	1599	1576	1535	1396	1294	1370	1051	1031	1205	1230	22071

\* SHOW CARD

**Table 533 Whether R had pain in knees**

[Questionnaire] In the last year, have you ever had any pains or inconvenient feelings (e.g., soring, stiffness, burning, insensibility) in any part of your body, such as hands / wrists / fingers, arms / elbows, shoulders, neck, waist / back, knees? Please answer for all parts that apply... Knees

[VAR] KNEEPAIN

RESPONSE	PUNCH	03-07	2008	2009	2010	2011	2012	2013	2014	2016	2018	2021	2023	TOTAL
Yes	1	-	-	-	25.8	-	-	-	-	-	-	-	-	1.8
No	2	-	-	-	74.2	-	-	-	-	-	-	-	-	5.3
IAP	-1	100.0	100.0	100.0	0.0	100.0	100.0	100.0	100.0	100.0	100.0	100.0	100.0	92.9
N		7276	1508	1599	1576	1535	1396	1294	1370	1051	1031	1205	1230	22071

\* SHOW CARD



**Table 534 Side of knees that had pain**

[Questionnaire] In the last year, have you ever had any pains or inconvenient feelings (e.g., soring, stiffness, burning, insensibility) in any part of your body, such as hands / wrists / fingers, arms / elbows, shoulders, neck, waist / back, knees? Please answer for all parts that apply... Knees... On which side was you pains mostly?

[VAR] KNEESPOT

RESPONSE	PUNCH	03-07	2008	2009	2010	2011	2012	2013	2014	2016	2018	2021	2023	TOTAL
Left	1	-	-	-	6.4	-	-	-	-	-	-	-	-	0.5
Right	2	-	-	-	5.1	-	-	-	-	-	-	-	-	0.4
Both sides	3	-	-	-	13.2	-	-	-	-	-	-	-	-	0.9
DK/NA	-8	-	-	-	1.1	-	-	-	-	-	-	-	-	0.1
IAP	-1	100.0	100.0	100.0	74.1	100.0	100.0	100.0	100.0	100.0	100.0	100.0	100.0	98.2
N		7276	1508	1599	1576	1535	1396	1294	1370	1051	1031	1205	1230	22071

\* SHOW CARD

**Table 535 Duration of pain in knees**

[Questionnaire] In the last year, have you ever had any pains or inconvenient feelings (e.g., soring, stiffness, burning, insensibility) in any part of your body, such as hands / wrists / fingers, arms / elbows, shoulders, neck, waist / back, knees? Please answer for all parts that apply... Knees... Once your pains have started, how long did it last?

[VAR] KNEEDUR

RESPONSE	PUNCH	03-07	2008	2009	2010	2011	2012	2013	2014	2016	2018	2021	2023	TOTAL
Less than a day	1	-	-	-	9.5	-	-	-	-	-	-	-	-	0.7
1 day - 1 week	2	-	-	-	6.5	-	-	-	-	-	-	-	-	0.5
1 week - 1 month	3	-	-	-	2.7	-	-	-	-	-	-	-	-	0.2
1 month - 6 months	4	-	-	-	1.1	-	-	-	-	-	-	-	-	0.1
More than 6 months	5	-	-	-	5.7	-	-	-	-	-	-	-	-	0.4
DK/NA	-8	-	-	-	0.3	-	-	-	-	-	-	-	-	0.0
IAP	-1	100.0	100.0	100.0	74.2	100.0	100.0	100.0	100.0	100.0	100.0	100.0	100.0	98.2
N		7276	1508	1599	1576	1535	1396	1294	1370	1051	1031	1205	1230	22071

\* SHOW CARD

**Table 536 How severe was the pain in knees**

[Questionnaire] In the last year, have you ever had any pains or inconvenient feelings (e.g., soring, stiffness, burning, insensibility) in any part of your body, such as hands / wrists / fingers, arms / elbows, shoulders, neck, waist / back, knees? Please answer for all parts that apply... Knees... How severe was your pains?

[VAR] KNEEACHE

RESPONSE	PUNCH	03-07	2008	2009	2010	2011	2012	2013	2014	2016	2018	2021	2023	TOTAL
Not very severe	1	-	-	-	12.1	-	-	-	-	-	-	-	-	0.9
Somewhat severe	2	-	-	-	7.9	-	-	-	-	-	-	-	-	0.6
Fairly severe	3	-	-	-	3.7	-	-	-	-	-	-	-	-	0.3
Very severe	4	-	-	-	2.2	-	-	-	-	-	-	-	-	0.2
DK/NA	-8	-	-	-	0.1	-	-	-	-	-	-	-	-	0.0
IAP	-1	100.0	100.0	100.0	74.1	100.0	100.0	100.0	100.0	100.0	100.0	100.0	100.0	98.2
N		7276	1508	1599	1576	1535	1396	1294	1370	1051	1031	1205	1230	22071

\* SHOW CARD

**Table 537 Frequency of the pain in knees in the last year**

[Questionnaire] In the last year, have you ever had any pains or inconvenient feelings (e.g., soring, stiffness, burning, insensibility) in any part of your body, such as hands / wrists / fingers, arms / elbows, shoulders, neck, waist / back, knees? Please answer for all parts that apply... Knees... In the last year, how frequently did you have these pains?

[VAR] KNEEFREQ

RESPONSE	PUNCH	03-07	2008	2009	2010	2011	2012	2013	2014	2016	2018	2021	2023	TOTAL
1 time in 6 months	1	-	-	-	4.4	-	-	-	-	-	-	-	-	0.3
1 time in 2-3 months	2	-	-	-	3.6	-	-	-	-	-	-	-	-	0.3
1 time in 1 a month	3	-	-	-	3.5	-	-	-	-	-	-	-	-	0.2
1 time in 1 a week	4	-	-	-	4.3	-	-	-	-	-	-	-	-	0.3
Every day	5	-	-	-	10.0	-	-	-	-	-	-	-	-	0.7
DK/NA	-8	-	-	-	0.2	-	-	-	-	-	-	-	-	0.0
IAP	-1	100.0	100.0	100.0	74.1	100.0	100.0	100.0	100.0	100.0	100.0	100.0	100.0	98.2
N		7276	1508	1599	1576	1535	1396	1294	1370	1051	1031	1205	1230	22071

\* SHOW CARD

**Table 538 Whether R had these pains in knees in the last week**

[Questionnaire] In the last year, have you ever had any pains or inconvenient feelings (e.g., soring, stiffness, burning, insensibility) in any part of your body, such as hands / wrists / fingers, arms / elbows, shoulders, neck, waist / back, knees? Please answer for all parts that apply... Knees... Did you have these pains in the last week?

[VAR] KNEESMPT

RESPONSE	PUNCH	03-07	2008	2009	2010	2011	2012	2013	2014	2016	2018	2021	2023	TOTAL
No	1	-	-	-	8.3	-	-	-	-	-	-	-	-	0.6
Yes	2	-	-	-	17.3	-	-	-	-	-	-	-	-	1.2
DK/NA	-8	-	-	-	0.3	-	-	-	-	-	-	-	-	0.0
IAP	-1	100.0	100.0	100.0	74.2	100.0	100.0	100.0	100.0	100.0	100.0	100.0	100.0	98.2
N		7276	1508	1599	1576	1535	1396	1294	1370	1051	1031	1205	1230	22071



**Table 539 What happened due to these pains in knees in the last year**

[Questionnaire] In the last year, have you ever had any pains or inconvenient feelings (e.g., soring, stiffness, burning, insensibility) in any part of your body, such as hands / wrists / fingers, arms / elbows, shoulders, neck, waist / back, knees? Please answer for all parts that apply... Knees... What happened to you in the last year due to these pains?

[VAR] KNEEHOSP

RESPONSE	PUNCH	03-07	2008	2009	2010	2011	2012	2013	2014	2016	2018	2021	2023	TOTAL
Got treated in the hospital	1	-	-	-	14.1	-	-	-	-	-	-	-	-	1.0
Got medication in the pharmacy	2	-	-	-	2.9	-	-	-	-	-	-	-	-	0.2
Sick leave or workers' accident insurance	3	-	-	-	0.2	-	-	-	-	-	-	-	-	0.0
Working suspension	4	-	-	-	0.4	-	-	-	-	-	-	-	-	0.0
Did not do anything	5	-	-	-	6.5	-	-	-	-	-	-	-	-	0.5
Tried to use some instruments	6	-	-	-	0.3	-	-	-	-	-	-	-	-	0.0
Tried to do massage or exercise	7	-	-	-	0.6	-	-	-	-	-	-	-	-	0.0
DK/NA	-8	-	-	-	0.8	-	-	-	-	-	-	-	-	0.1
IAP	-1	100.0	100.0	100.0	74.2	100.0	100.0	100.0	100.0	100.0	100.0	100.0	100.0	98.2
N		7276	1508	1599	1576	1535	1396	1294	1370	1051	1031	1205	1230	22071

\* SHOW CARD

**Table 540 Average hour of doing household chores in a day**

[Questionnaire] How many hours on the average do you do household chores (e.g., cooking, laundry, cleaning, caring babies less than 2 years old, etc.)?

[VAR] AVGHWKTM

RESPONSE	PUNCH	03-07	2008	2009	2010	2011	2012	2013	2014	2016	2018	2021	2023	TOTAL
Less than 10 minutes	1	-	-	-	23.8	-	-	-	-	-	-	-	-	1.7
10 minutes - 1 hour	2	-	-	-	31.3	-	-	-	-	-	-	-	-	2.2
1 hour - 2 hours	3	-	-	-	15.3	-	-	-	-	-	-	-	-	1.1
2 - 3 hours	4	-	-	-	12.3	-	-	-	-	-	-	-	-	0.9
3 hours or more	5	-	-	-	17.2	-	-	-	-	-	-	-	-	1.2
DK/NA	-8	-	-	-	0.1	-	-	-	-	-	-	-	-	0.0
IAP	-1	100.0	100.0	100.0	0.0	100.0	100.0	100.0	100.0	100.0	100.0	100.0	100.0	92.9
N		7276	1508	1599	1576	1535	1396	1294	1370	1051	1031	1205	1230	22071

\* SHOW CARD

**Table 541 Diagnosed of rheumatism arthritis**

[Questionnaire] Have you ever diagnosed by a medical doctor for each disease below? Please answer each disease...

Rheumatism Arthritis

[VAR] DIGRHEUM

RESPONSE	PUNCH	03-07	2008	2009	2010	2011	2012	2013	2014	2016	2018	2021	2023	TOTAL
Yes	1	-	-	-	5.1	-	-	-	-	-	-	-	-	0.4
No	2	-	-	-	94.8	-	-	-	-	-	-	-	-	6.8
DK/NA	-8	-	-	-	0.1	-	-	-	-	-	-	-	-	0.0
IAP	-1	100.0	100.0	100.0	0.0	100.0	100.0	100.0	100.0	100.0	100.0	100.0	100.0	92.9
N		7276	1508	1599	1576	1535	1396	1294	1370	1051	1031	1205	1230	22071

\*\*\* Keyword: Disease, Rheumatism Arthritis, Doctor

**Table 542 Diagnosed of diabetes**

[Questionnaire] Have you ever diagnosed by a medical doctor for each disease below? Please answer each disease...

Diabetes

[VAR] DIGDIABT

RESPONSE	PUNCH	03-07	2008	2009	2010	2011	2012	2013	2014	2016	2018	2021	2023	TOTAL
Yes	1	-	-	-	6.5	-	-	-	-	-	-	-	-	0.5
No	2	-	-	-	93.5	-	-	-	-	-	-	-	-	6.7
DK/NA	-8	-	-	-	0.1	-	-	-	-	-	-	-	-	0.0
IAP	-1	100.0	100.0	100.0	0.0	100.0	100.0	100.0	100.0	100.0	100.0	100.0	100.0	92.9
N		7276	1508	1599	1576	1535	1396	1294	1370	1051	1031	1205	1230	22071

\*\*\* Keyword: Disease, Diabetes, Doctor

**Table 543 Diagnosed of lupus**

[Questionnaire] Have you ever diagnosed by a medical doctor for each disease below? Please answer each disease...

Lupus

[VAR] DIGLUPUS

RESPONSE	PUNCH	03-07	2008	2009	2010	2011	2012	2013	2014	2016	2018	2021	2023	TOTAL
Yes	1	-	-	-	0.0	-	-	-	-	-	-	-	-	0.0
No	2	-	-	-	99.9	-	-	-	-	-	-	-	-	7.1
DK/NA	-8	-	-	-	0.1	-	-	-	-	-	-	-	-	0.0
IAP	-1	100.0	100.0	100.0	0.0	100.0	100.0	100.0	100.0	100.0	100.0	100.0	100.0	92.9
N		7276	1508	1599	1576	1535	1396	1294	1370	1051	1031	1205	1230	22071

\*\*\* Keyword: Disease, Doctor

**Table 544 Diagnosed of gout**

[Questionnaire] Have you ever diagnosed by a medical doctor for each disease below? Please answer each disease... Gout

[VAR] DIGGOUT

RESPONSE	PUNCH	03-07	2008	2009	2010	2011	2012	2013	2014	2016	2018	2021	2023	TOTAL
Yes	1	-	-	-	1.2	-	-	-	-	-	-	-	-	0.1
No	2	-	-	-	98.7	-	-	-	-	-	-	-	-	7.0
DK/NA	-8	-	-	-	0.1	-	-	-	-	-	-	-	-	0.0
IAP	-1	100.0	100.0	100.0	0.0	100.0	100.0	100.0	100.0	100.0	100.0	100.0	100.0	92.9
N		7276	1508	1599	1576	1535	1396	1294	1370	1051	1031	1205	1230	22071

\*\*\* Keyword: Disease, Doctor



**Table 545 Diagnosed of alcohol addiction**

[Questionnaire] Have you ever diagnosed by a medical doctor for each disease below? Please answer each disease... Alcohol addiction

[VAR] DIGALCHL

RESPONSE	PUNCH	03-07	2008	2009	2010	2011	2012	2013	2014	2016	2018	2021	2023	TOTAL
Yes	1	-	-	-	0.1	-	-	-	-	-	-	-	-	0.0
No	2	-	-	-	99.8	-	-	-	-	-	-	-	-	7.1
DK/NA	-8	-	-	-	0.1	-	-	-	-	-	-	-	-	0.0
IAP	-1	100.0	100.0	100.0	0.0	100.0	100.0	100.0	100.0	100.0	100.0	100.0	100.0	92.9
N		7276	1508	1599	1576	1535	1396	1294	1370	1051	1031	1205	1230	22071

\*\*\* Keyword: Disease, Doctor, Addiction

**Table 546 Current status (if diagnosed of those diseases)**

[Questionnaire] (IF YOU HAD ANY DISEASE in question DIGRHEUM, DIGDIABT, DIGLUPUS, DIGGOUT, DIGALCHL

ABOVE) How is your current status?

[VAR] CURRCOND

RESPONSE	PUNCH	03-07	2008	2009	2010	2011	2012	2013	2014	2016	2018	2021	2023	TOTAL
Completely cured	1	-	-	-	0.7	-	-	-	-	-	-	-	-	0.0
Under treatment	2	-	-	-	8.1	-	-	-	-	-	-	-	-	0.6
No special treatment, although it was not completely cured	3	-	-	-	2.0	-	-	-	-	-	-	-	-	0.1
DK/NA	-8	-	-	-	0.3	-	-	-	-	-	-	-	-	0.0
IAP	-1	100.0	100.0	100.0	89.0	100.0	100.0	100.0	100.0	100.0	100.0	100.0	100.0	99.2
N		7276	1508	1599	1576	1535	1396	1294	1370	1051	1031	1205	1230	22071

**Table 547 Past injuries on hands/wrists/fingers**

[Questionnaire] Have you ever got hurt the following parts of your body, respectively, in the course of physical exercises or accidents (traffic, falling, etc.)?... Hands / wrists / fingers

[VAR] EXPHAND

RESPONSE	PUNCH	03-07	2008	2009	2010	2011	2012	2013	2014	2016	2018	2021	2023	TOTAL
Yes	1	-	-	-	13.0	-	-	-	-	-	-	-	-	0.9
No	2	-	-	-	86.8	-	-	-	-	-	-	-	-	6.2
DK/NA	-8	-	-	-	0.2	-	-	-	-	-	-	-	-	0.0
IAP	-1	100.0	100.0	100.0	0.0	100.0	100.0	100.0	100.0	100.0	100.0	100.0	100.0	92.9
N		7276	1508	1599	1576	1535	1396	1294	1370	1051	1031	1205	1230	22071

\*\*\* Keyword: Physical Exercise, Accident

**Table 548 Past injuries on arms/elbows**

[Questionnaire] Have you ever got hurt the following parts of your body, respectively, in the course of physical exercises or accidents (traffic, falling, etc.)?... Arms / elbows

[VAR] EXPARM

RESPONSE	PUNCH	03-07	2008	2009	2010	2011	2012	2013	2014	2016	2018	2021	2023	TOTAL
Yes	1	-	-	-	7.0	-	-	-	-	-	-	-	-	0.5
No	2	-	-	-	92.8	-	-	-	-	-	-	-	-	6.6
DK/NA	-8	-	-	-	0.3	-	-	-	-	-	-	-	-	0.0
IAP	-1	100.0	100.0	100.0	0.0	100.0	100.0	100.0	100.0	100.0	100.0	100.0	100.0	92.9
N		7276	1508	1599	1576	1535	1396	1294	1370	1051	1031	1205	1230	22071

\*\*\* Keyword: Physical Exercise, Accident

**Table 549 Past injuries on shoulders**

[Questionnaire] Have you ever got hurt the following parts of your body, respectively, in the course of physical exercises or accidents (traffic, falling, etc.)?... Shoulders

[VAR] EXPSHLD

RESPONSE	PUNCH	03-07	2008	2009	2010	2011	2012	2013	2014	2016	2018	2021	2023	TOTAL
Yes	1	-	-	-	5.9	-	-	-	-	-	-	-	-	0.4
No	2	-	-	-	93.8	-	-	-	-	-	-	-	-	6.7
DK/NA	-8	-	-	-	0.3	-	-	-	-	-	-	-	-	0.0
IAP	-1	100.0	100.0	100.0	0.0	100.0	100.0	100.0	100.0	100.0	100.0	100.0	100.0	92.9
N		7276	1508	1599	1576	1535	1396	1294	1370	1051	1031	1205	1230	22071

\*\*\* Keyword: Physical Exercise, Accident

**Table 550 Past injuries on neck**

[Questionnaire] Have you ever got hurt the following parts of your body, respectively, in the course of physical exercises or accidents (traffic, falling, etc.)?... Neck

[VAR] EXPNECK

RESPONSE	PUNCH	03-07	2008	2009	2010	2011	2012	2013	2014	2016	2018	2021	2023	TOTAL
Yes	1	-	-	-	4.4	-	-	-	-	-	-	-	-	0.3
No	2	-	-	-	95.2	-	-	-	-	-	-	-	-	6.8
DK/NA	-8	-	-	-	0.4	-	-	-	-	-	-	-	-	0.0
IAP	-1	100.0	100.0	100.0	0.0	100.0	100.0	100.0	100.0	100.0	100.0	100.0	100.0	92.9
N		7276	1508	1599	1576	1535	1396	1294	1370	1051	1031	1205	1230	22071

\*\*\* Keyword: Physical Exercise, Accident

**Table 551 Past injuries on waist/back**

[Questionnaire] Have you ever got hurt the following parts of your body, respectively, in the course of physical exercises or accidents (traffic, falling, etc.)?... Waist / back

[VAR] EXPWST

RESPONSE	PUNCH	03-07	2008	2009	2010	2011	2012	2013	2014	2016	2018	2021	2023	TOTAL
Yes	1	-	-	-	11.5	-	-	-	-	-	-	-	-	0.8
No	2	-	-	-	88.1	-	-	-	-	-	-	-	-	6.3
DK/NA	-8	-	-	-	0.3	-	-	-	-	-	-	-	-	0.0
IAP	-1	100.0	100.0	100.0	0.0	100.0	100.0	100.0	100.0	100.0	100.0	100.0	100.0	92.9
N		7276	1508	1599	1576	1535	1396	1294	1370	1051	1031	1205	1230	22071

\*\*\* Keyword: Physical Exercise, Accident



**Table 552 Past injuries on knees**

[Questionnaire] Have you ever got hurt the following parts of your body, respectively, in the course of physical exercises or accidents (traffic, falling, etc.)?... Knees

[VAR] EXPKNEE

RESPONSE	PUNCH	03-07	2008	2009	2010	2011	2012	2013	2014	2016	2018	2021	2023	TOTAL
Yes	1	-	-	-	11.3	-	-	-	-	-	-	-	-	0.8
No	2	-	-	-	88.4	-	-	-	-	-	-	-	-	6.3
DK/NA	-8	-	-	-	0.3	-	-	-	-	-	-	-	-	0.0
IAP	-1	100.0	100.0	100.0	0.0	100.0	100.0	100.0	100.0	100.0	100.0	100.0	100.0	92.9
N		7276	1508	1599	1576	1535	1396	1294	1370	1051	1031	1205	1230	22071

\*\*\* Keyword: Physical Exercise, Accident

**Table 553 Physical burden of the current work**

[Questionnaire] How hard do you feel physically about the work or job you are currently doing?

[VAR] PHYBURDN

RESPONSE	PUNCH	03-07	2008	2009	2010	2011	2012	2013	2014	2016	2018	2021	2023	TOTAL
Not hard at all	1	-	-	-	21.3	-	-	-	-	-	-	-	-	1.5
Not too hard	2	-	-	-	27.9	-	-	-	-	-	-	-	-	2.0
Somewhat hard	3	-	-	-	36.2	-	-	-	-	-	-	-	-	2.6
Very hard	4	-	-	-	13.7	-	-	-	-	-	-	-	-	1.0
DK/NA	-8	-	-	-	0.7	-	-	-	-	-	-	-	-	0.0
IAP	-1	100.0	100.0	100.0	0.2	100.0	100.0	100.0	100.0	100.0	100.0	100.0	100.0	92.9
N		7276	1508	1599	1576	1535	1396	1294	1370	1051	1031	1205	1230	22071

\*\*\* Keyword: Job, Burden

**Table 554 Frequency of the work that requires intensive operations on the computer for more than 4 hours a day**

[Questionnaire] In the last year, how frequently did you normally do each of the work below?... Work that requires intensive operations on the computer for more than 4 hours a day

[VAR] KEYBOARD

RESPONSE	PUNCH	03-07	2008	2009	2010	2011	2012	2013	2014	2016	2018	2021	2023	TOTAL
5 days or more in a week	1	-	-	-	16.4	-	-	-	-	-	-	-	-	1.2
2-4 days in a week	2	-	-	-	11.5	-	-	-	-	-	-	-	-	0.8
Every day in a week	3	-	-	-	8.2	-	-	-	-	-	-	-	-	0.6
1-2 days in a month	4	-	-	-	12.2	-	-	-	-	-	-	-	-	0.9
Less than a day in a year	5	-	-	-	51.6	-	-	-	-	-	-	-	-	3.7
DK/NA	-8	-	-	-	0.1	-	-	-	-	-	-	-	-	0.0
IAP	-1	100.0	100.0	100.0	0.0	100.0	100.0	100.0	100.0	100.0	100.0	100.0	100.0	92.9
N		7276	1508	1599	1576	1535	1396	1294	1370	1051	1031	1205	1230	22071

\* SHOW CARD

\*\*\* Keyword: Job

**Table 555 Frequency of the work that requires repetitive manipulations by using neck, shoulders, elbows, wrists or hands for more than 2 hours a day**

[Questionnaire] In the last year, how frequently did you normally do each of the work below?... Work that requires repetitive manipulations by using neck, shoulders, elbows, wrists or hands for more than 2 hours a day

[VAR] RPTEDACT

RESPONSE	PUNCH	03-07	2008	2009	2010	2011	2012	2013	2014	2016	2018	2021	2023	TOTAL
5 days or more in a week	1	-	-	-	29.2	-	-	-	-	-	-	-	-	2.1
2-4 days in a week	2	-	-	-	15.9	-	-	-	-	-	-	-	-	1.1
Every day in a week	3	-	-	-	7.3	-	-	-	-	-	-	-	-	0.5
1-2 days in a month	4	-	-	-	11.7	-	-	-	-	-	-	-	-	0.8
Less than a day in a year	5	-	-	-	35.9	-	-	-	-	-	-	-	-	2.6
DK/NA	-8	-	-	-	0.1	-	-	-	-	-	-	-	-	0.0
IAP	-1	100.0	100.0	100.0	0.0	100.0	100.0	100.0	100.0	100.0	100.0	100.0	100.0	92.9
N		7276	1508	1599	1576	1535	1396	1294	1370	1051	1031	1205	1230	22071

\* SHOW CARD

\*\*\* Keyword: Job

**Table 556 Frequency of the work that requires the physical posture of fallen knees for more than 2 hours a day**

[Questionnaire] In the last year, how frequently did you normally do each of the work below?... Work that requires the physical posture of fallen knees for more than 2 hours a day

[VAR] SITHEELS

RESPONSE	PUNCH	03-07	2008	2009	2010	2011	2012	2013	2014	2016	2018	2021	2023	TOTAL
5 days or more in a week	1	-	-	-	9.8	-	-	-	-	-	-	-	-	0.7
2-4 days in a week	2	-	-	-	7.5	-	-	-	-	-	-	-	-	0.5
Every day in a week	3	-	-	-	7.6	-	-	-	-	-	-	-	-	0.5
1-2 days in a month	4	-	-	-	15.0	-	-	-	-	-	-	-	-	1.1
Less than a day in a year	5	-	-	-	59.9	-	-	-	-	-	-	-	-	4.3
DK/NA	-8	-	-	-	0.2	-	-	-	-	-	-	-	-	0.0
IAP	-1	100.0	100.0	100.0	0.0	100.0	100.0	100.0	100.0	100.0	100.0	100.0	100.0	92.9
N		7276	1508	1599	1576	1535	1396	1294	1370	1051	1031	1205	1230	22071

\* SHOW CARD

\*\*\* Keyword: Job



**Table 557 Relationship with other people: I enjoy intimate conversations with my family or friends**

[Questionnaire] Please indicate the extent to which you agree or disagree with each of the following statements below concerning your relationship with other people... I enjoy intimate conversations with my family or friends

[VAR] OTHREL1

RESPONSE	PUNCH	03-07	2008	2009	2010	2011	2012	2013	2014	2016	2018	2021	2023	TOTAL
Strongly agree	1	-	-	-	-	-	34.7	-	-	-	-	-	-	2.2
Somewhat agree	2	-	-	-	-	-	42.2	-	-	-	-	-	-	2.7
Neither, nor	3	-	-	-	-	-	16.6	-	-	-	-	-	-	1.1
Somewhat disagree	4	-	-	-	-	-	5.7	-	-	-	-	-	-	0.4
Strongly disagree	5	-	-	-	-	-	0.7	-	-	-	-	-	-	0.0
IAP	-1	100.0	100.0	100.0	100.0	100.0	0.0	100.0	100.0	100.0	100.0	100.0	100.0	93.7
N		7276	1508	1599	1576	1535	1396	1294	1370	1051	1031	1205	1230	22071

\* SHOW CARD

\*\*\* Keyword: Family Members, Friends, Conversation

**Table 558 Relationship with other people: I think that I trust my friends and they also trust me**

[Questionnaire] Please indicate the extent to which you agree or disagree with each of the following statements below concerning your relationship with other people... I think that I trust my friends and they also trust me

[VAR] OTHREL2

RESPONSE	PUNCH	03-07	2008	2009	2010	2011	2012	2013	2014	2016	2018	2021	2023	TOTAL
Strongly agree	1	-	-	-	-	-	29.7	-	-	-	-	-	-	1.9
Somewhat agree	2	-	-	-	-	-	46.9	-	-	-	-	-	-	3.0
Neither, nor	3	-	-	-	-	-	17.7	-	-	-	-	-	-	1.1
Somewhat disagree	4	-	-	-	-	-	4.4	-	-	-	-	-	-	0.3
Strongly disagree	5	-	-	-	-	-	1.3	-	-	-	-	-	-	0.1
IAP	-1	100.0	100.0	100.0	100.0	100.0	0.0	100.0	100.0	100.0	100.0	100.0	100.0	93.7
N		7276	1508	1599	1576	1535	1396	1294	1370	1051	1031	1205	1230	22071

\* SHOW CARD

\*\*\* Keyword: Friends

**Table 559 Relationship with other people: I find it difficult and troublesome to maintain intimate relationships with other people**

[Questionnaire] Relationship with other people: I find it difficult and troublesome to maintain intimate relationships with other people

[VAR] OTHREL3

RESPONSE	PUNCH	03-07	2008	2009	2010	2011	2012	2013	2014	2016	2018	2021	2023	TOTAL
Strongly agree	1	-	-	-	-	-	2.7	-	-	-	-	-	-	0.2
Somewhat agree	2	-	-	-	-	-	17.0	-	-	-	-	-	-	1.1
Neither, nor	3	-	-	-	-	-	23.6	-	-	-	-	-	-	1.5
Somewhat disagree	4	-	-	-	-	-	41.6	-	-	-	-	-	-	2.6
Strongly disagree	5	-	-	-	-	-	15.0	-	-	-	-	-	-	1.0
IAP	-1	100.0	100.0	100.0	100.0	100.0	0.0	100.0	100.0	100.0	100.0	100.0	100.0	93.7
N		7276	1508	1599	1576	1535	1396	1294	1370	1051	1031	1205	1230	22071

\* SHOW CARD

\*\*\* Keyword: Human Relations

**Table 560 Relationship with other people: I sometimes feel lonely since I don't have any intimate friend to whom I can tell my problem**

[Questionnaire] Please indicate the extent to which you agree or disagree with each of the following statements below concerning your relationship with other people... I sometimes feel lonely since I don't have any intimate friend to whom I can tell my problem

[VAR] OTHREL4

RESPONSE	PUNCH	03-07	2008	2009	2010	2011	2012	2013	2014	2016	2018	2021	2023	TOTAL
Strongly agree	1	-	-	-	-	-	3.4	-	-	-	-	-	-	0.2
Somewhat agree	2	-	-	-	-	-	14.6	-	-	-	-	-	-	0.9
Neither, nor	3	-	-	-	-	-	19.3	-	-	-	-	-	-	1.2
Somewhat disagree	4	-	-	-	-	-	42.9	-	-	-	-	-	-	2.7
Strongly disagree	5	-	-	-	-	-	19.7	-	-	-	-	-	-	1.2
IAP	-1	100.0	100.0	100.0	100.0	100.0	0.0	100.0	100.0	100.0	100.0	100.0	100.0	93.7
N		7276	1508	1599	1576	1535	1396	1294	1370	1051	1031	1205	1230	22071

\* SHOW CARD

\*\*\* Keyword: Friends

**Table 561 Relationship with other people: There are not many people who listen to my problem when I really need it**

[Questionnaire] Please indicate the extent to which you agree or disagree with each of the following statements below concerning your relationship with other people... There are not many people who listen to my problem when I really need it

[VAR] OTHREL5

RESPONSE	PUNCH	03-07	2008	2009	2010	2011	2012	2013	2014	2016	2018	2021	2023	TOTAL
Strongly agree	1	-	-	-	-	-	4.5	-	-	-	-	-	-	0.3
Somewhat agree	2	-	-	-	-	-	23.5	-	-	-	-	-	-	1.5
Neither, nor	3	-	-	-	-	-	21.9	-	-	-	-	-	-	1.4
Somewhat disagree	4	-	-	-	-	-	36.6	-	-	-	-	-	-	2.3
Strongly disagree	5	-	-	-	-	-	13.5	-	-	-	-	-	-	0.9
IAP	-1	100.0	100.0	100.0	100.0	100.0	0.0	100.0	100.0	100.0	100.0	100.0	100.0	93.7
N		7276	1508	1599	1576	1535	1396	1294	1370	1051	1031	1205	1230	22071

\* SHOW CARD



**Table 562 Relationship with other people: It looks like that most people have more friends than I have**

[Questionnaire] Please indicate the extent to which you agree or disagree with each of the following statements below concerning your relationship with other people... It looks like that most people have more friends than I have

[VAR] OTHREL6

RESPONSE	PUNCH	03-07	2008	2009	2010	2011	2012	2013	2014	2016	2018	2021	2023	TOTAL
Strongly agree	1	-	-	-	-	-	5.4	-	-	-	-	-	-	0.3
Somewhat agree	2	-	-	-	-	-	23.4	-	-	-	-	-	-	1.5
Neither, nor	3	-	-	-	-	-	28.2	-	-	-	-	-	-	1.8
Somewhat disagree	4	-	-	-	-	-	33.4	-	-	-	-	-	-	2.1
Strongly disagree	5	-	-	-	-	-	9.6	-	-	-	-	-	-	0.6
IAP	-1	100.0	100.0	100.0	100.0	100.0	0.0	100.0	100.0	100.0	100.0	100.0	100.0	93.7
N		7276	1508	1599	1576	1535	1396	1294	1370	1051	1031	1205	1230	22071

\* SHOW CARD

\*\*\* Keyword: Friends

**Table 563 Relationship with other people: I have not experienced any intimate and trustful relationships with other people**

[Questionnaire] Please indicate the extent to which you agree or disagree with each of the following statements below concerning your relationship with other people... I have not experienced any intimate and trustful relationships with other people

[VAR] OTHREL7

RESPONSE	PUNCH	03-07	2008	2009	2010	2011	2012	2013	2014	2016	2018	2021	2023	TOTAL
Strongly agree	1	-	-	-	-	-	2.2	-	-	-	-	-	-	0.1
Somewhat agree	2	-	-	-	-	-	9.7	-	-	-	-	-	-	0.6
Neither, nor	3	-	-	-	-	-	20.9	-	-	-	-	-	-	1.3
Somewhat disagree	4	-	-	-	-	-	45.6	-	-	-	-	-	-	2.9
Strongly disagree	5	-	-	-	-	-	21.5	-	-	-	-	-	-	1.4
IAP	-1	100.0	100.0	100.0	100.0	100.0	0.0	100.0	100.0	100.0	100.0	100.0	100.0	93.7
N		7276	1508	1599	1576	1535	1396	1294	1370	1051	1031	1205	1230	22071

\* SHOW CARD

\*\*\* Keyword: Trust

**Table 564 Difficulty in emotion control: I sometimes become overwhelmed by my own emotions and find it difficult to control my emotions**

[Questionnaire] To what extent do you think that each statement about yourself below is true?... I sometimes become overwhelmed by my own emotions and find it difficult to control my emotions

[VAR] SLFCTRL1

RESPONSE	PUNCH	03-07	2008	2009	2010	2011	2012	2013	2014	2016	2018	2021	2023	TOTAL
Not at all	1	-	-	-	-	-	27.9	-	-	-	-	-	-	1.8
Not so much	2	-	-	-	-	-	41.2	-	-	-	-	-	-	2.6
Neutral	3	-	-	-	-	-	18.1	-	-	-	-	-	-	1.1
Somewhat true	4	-	-	-	-	-	10.8	-	-	-	-	-	-	0.7
Very true	5	-	-	-	-	-	1.9	-	-	-	-	-	-	0.1
IAP	-1	100.0	100.0	100.0	100.0	100.0	0.0	100.0	100.0	100.0	100.0	100.0	100.0	93.7
N		7276	1508	1599	1576	1535	1396	1294	1370	1051	1031	1205	1230	22071

\* SHOW CARD

\*\*\* Keyword: Emotion

**Table 565 Difficulty in emotion control: I sometimes lose control of my own behavior when I become upset or don't feel so good**

[Questionnaire] To what extent do you think that each statement about yourself below is true?... I sometimes lose control of my own behavior when I become upset or don't feel so good

[VAR] SLFCTRL2

RESPONSE	PUNCH	03-07	2008	2009	2010	2011	2012	2013	2014	2016	2018	2021	2023	TOTAL
Not at all	1	-	-	-	-	-	30.5	-	-	-	-	-	-	1.9
Not so much	2	-	-	-	-	-	36.6	-	-	-	-	-	-	2.3
Neutral	3	-	-	-	-	-	18.7	-	-	-	-	-	-	1.2
Somewhat true	4	-	-	-	-	-	12.1	-	-	-	-	-	-	0.8
Very true	5	-	-	-	-	-	2.1	-	-	-	-	-	-	0.1
IAP	-1	100.0	100.0	100.0	100.0	100.0	0.0	100.0	100.0	100.0	100.0	100.0	100.0	93.7
N		7276	1508	1599	1576	1535	1396	1294	1370	1051	1031	1205	1230	22071

\* SHOW CARD

**Table 566 Experience of ordinary accidents before the age of 18: natural disasters that threaten lives**

[Questionnaire] Please tell me if you have had an experience of each problem below. (Each problem concerns only when you were 18 years old or below)... Ordinary Accidents (18 years or below)... I had natural disasters that threaten my own life

[VAR] TRAU01

RESPONSE	PUNCH	03-07	2008	2009	2010	2011	2012	2013	2014	2016	2018	2021	2023	TOTAL
Yes	1	-	-	-	-	-	10.0	-	-	-	-	-	-	0.6
No	2	-	-	-	-	-	90.0	-	-	-	-	-	-	5.7
IAP	-1	100.0	100.0	100.0	100.0	100.0	0.0	100.0	100.0	100.0	100.0	100.0	100.0	93.7
N		7276	1508	1599	1576	1535	1396	1294	1370	1051	1031	1205	1230	22071

\* SHOW CARD

\*\*\* Keyword: Natural Disaster



**Table 567 Experience of ordinary accidents before the age of 18: serious accidents**

[Questionnaire] Please tell me if you have had an experience of each problem below. (Each problem concerns only when you were 18 years old or below)... Ordinary Accidents (18 years or below)... I had serious accidents

[VAR] TRAU02

RESPONSE	PUNCH	03-07	2008	2009	2010	2011	2012	2013	2014	2016	2018	2021	2023	TOTAL
Yes	1	-	-	-	-	-	13.6	-	-	-	-	-	-	0.9
No	2	-	-	-	-	-	86.4	-	-	-	-	-	-	5.5
IAP	-1	100.0	100.0	100.0	100.0	100.0	0.0	100.0	100.0	100.0	100.0	100.0	100.0	93.7
N		7276	1508	1599	1576	1535	1396	1294	1370	1051	1031	1205	1230	22071

\* SHOW CARD

\*\*\* Keyword: Accident

**Table 568 Experience of ordinary accidents before the age of 18: serious injuries or diseases**

[Questionnaire] Please tell me if you have had an experience of each problem below. (Each problem concerns only when you were 18 years old or below)... Ordinary Accidents (18 years or below)... I suffered from serious injuries or diseases

[VAR] TRAU03

RESPONSE	PUNCH	03-07	2008	2009	2010	2011	2012	2013	2014	2016	2018	2021	2023	TOTAL
Yes	1	-	-	-	-	-	14.4	-	-	-	-	-	-	0.9
No	2	-	-	-	-	-	85.6	-	-	-	-	-	-	5.4
IAP	-1	100.0	100.0	100.0	100.0	100.0	0.0	100.0	100.0	100.0	100.0	100.0	100.0	93.7
N		7276	1508	1599	1576	1535	1396	1294	1370	1051	1031	1205	1230	22071

\* SHOW CARD

\*\*\* Keyword: Suffering, Disease

**Table 569 Experience of ordinary accidents before the age of 18: parents or guardians have passed away or suffered from serious illness or diseases**

[Questionnaire] Please tell me if you have had an experience of each problem below. (Each problem concerns only when you were 18 years old or below)... Ordinary Accidents (18 years or below)... My own parents or guardians have passed away or they suffered from serious illness or diseases

[VAR] TRAU04

RESPONSE	PUNCH	03-07	2008	2009	2010	2011	2012	2013	2014	2016	2018	2021	2023	TOTAL
Yes	1	-	-	-	-	-	24.9	-	-	-	-	-	-	1.6
No	2	-	-	-	-	-	75.1	-	-	-	-	-	-	4.7
IAP	-1	100.0	100.0	100.0	100.0	100.0	0.0	100.0	100.0	100.0	100.0	100.0	100.0	93.7
N		7276	1508	1599	1576	1535	1396	1294	1370	1051	1031	1205	1230	22071

\* SHOW CARD

\*\*\* Keyword: Disease

**Table 570 Experience of ordinary accidents before the age of 18: parents' divorce or separation**

[Questionnaire] Please tell me if you have had an experience of each problem below. (Each problem concerns only when you were 18 years old or below)... Ordinary Accidents (18 years or below)... My parents were divorced or separated

[VAR] TRAU05

RESPONSE	PUNCH	03-07	2008	2009	2010	2011	2012	2013	2014	2016	2018	2021	2023	TOTAL
Yes	1	-	-	-	-	-	7.1	-	-	-	-	-	-	0.4
No	2	-	-	-	-	-	92.9	-	-	-	-	-	-	5.9
IAP	-1	100.0	100.0	100.0	100.0	100.0	0.0	100.0	100.0	100.0	100.0	100.0	100.0	93.7
N		7276	1508	1599	1576	1535	1396	1294	1370	1051	1031	1205	1230	22071

\* SHOW CARD

\*\*\* Keyword: Divorce

**Table 571 Experience of ordinary accidents before the age of 18: sibling's death or serious injuries**

[Questionnaire] Please tell me if you have had an experience of each problem below. (Each problem concerns only when you were 18 years old or below)... Ordinary Accidents (18 years or below)... My own brother or sister died or got serious injuries

[VAR] TRAU06

RESPONSE	PUNCH	03-07	2008	2009	2010	2011	2012	2013	2014	2016	2018	2021	2023	TOTAL
Yes	1	-	-	-	-	-	10.5	-	-	-	-	-	-	0.7
No	2	-	-	-	-	-	89.5	-	-	-	-	-	-	5.7
IAP	-1	100.0	100.0	100.0	100.0	100.0	0.0	100.0	100.0	100.0	100.0	100.0	100.0	93.7
N		7276	1508	1599	1576	1535	1396	1294	1370	1051	1031	1205	1230	22071

\* SHOW CARD

**Table 572 Experience of ordinary accidents before the age of 18: friend's death or serious injuries**

[Questionnaire] Please tell me if you have had an experience of each problem below. (Each problem concerns only when you were 18 years old or below)... Ordinary Accidents (18 years or below)... My friend died or got serious injuries

[VAR] TRAU07

RESPONSE	PUNCH	03-07	2008	2009	2010	2011	2012	2013	2014	2016	2018	2021	2023	TOTAL
Yes	1	-	-	-	-	-	17.9	-	-	-	-	-	-	1.1
No	2	-	-	-	-	-	82.1	-	-	-	-	-	-	5.2
IAP	-1	100.0	100.0	100.0	100.0	100.0	0.0	100.0	100.0	100.0	100.0	100.0	100.0	93.7
N		7276	1508	1599	1576	1535	1396	1294	1370	1051	1031	1205	1230	22071

\* SHOW CARD

\*\*\* Keyword: Friends



**Table 573 Experience of ordinary accidents before the age of 18: witnessed family members or other people got physically hit by somebody**

[Questionnaire] Please tell me if you have had an experience of each problem below. (Each problem concerns only when you were 18 years old or below)... Ordinary Accidents (18 years or below)... I witnessed my own family or other people got physically hit by somebody

[VAR] TRAU08

RESPONSE	PUNCH	03-07	2008	2009	2010	2011	2012	2013	2014	2016	2018	2021	2023	TOTAL
Yes	1	-	-	-	-	-	17.0	-	-	-	-	-	-	1.1
No	2	-	-	-	-	-	83.0	-	-	-	-	-	-	5.2
IAP	-1	100.0	100.0	100.0	100.0	100.0	0.0	100.0	100.0	100.0	100.0	100.0	100.0	93.7
N		7276	1508	1599	1576	1535	1396	1294	1370	1051	1031	1205	1230	22071

\* SHOW CARD

\*\*\* Keyword: Family Members, Violence

**Table 574 Experience of ordinary accidents before the age of 18: family members suffered from mental illness or nervous breakdown**

[Questionnaire] Please tell me if you have had an experience of each problem below. (Each problem concerns only when you were 18 years old or below)... Ordinary Accidents (18 years or below)... Any of my own family members suffered from mental illness or nervous breakdown

[VAR] TRAU09

RESPONSE	PUNCH	03-07	2008	2009	2010	2011	2012	2013	2014	2016	2018	2021	2023	TOTAL
Yes	1	-	-	-	-	-	7.3	-	-	-	-	-	-	0.5
No	2	-	-	-	-	-	92.7	-	-	-	-	-	-	5.9
IAP	-1	100.0	100.0	100.0	100.0	100.0	0.0	100.0	100.0	100.0	100.0	100.0	100.0	93.7
N		7276	1508	1599	1576	1535	1396	1294	1370	1051	1031	1205	1230	22071

\* SHOW CARD

\*\*\* Keyword: Suffering, Family Members

**Table 575 Experience of ordinary accidents before the age of 18: parents or guardians had the alcoholic or drug addiction**

[Questionnaire] Please tell me if you have had an experience of each problem below. (Each problem concerns only when you were 18 years old or below)... Ordinary Accidents (18 years or below)... My own parents or guardians had the alcoholic or drug addiction

[VAR] TRAU10

RESPONSE	PUNCH	03-07	2008	2009	2010	2011	2012	2013	2014	2016	2018	2021	2023	TOTAL
Yes	1	-	-	-	-	-	6.5	-	-	-	-	-	-	0.4
No	2	-	-	-	-	-	93.5	-	-	-	-	-	-	5.9
IAP	-1	100.0	100.0	100.0	100.0	100.0	0.0	100.0	100.0	100.0	100.0	100.0	100.0	93.7
N		7276	1508	1599	1576	1535	1396	1294	1370	1051	1031	1205	1230	22071

\* SHOW CARD

\*\*\* Keyword: Addiction

**Table 576 Experience of ordinary accidents before the age of 18: witnessed a murder**

[Questionnaire] Please tell me if you have had an experience of each problem below. (Each problem concerns only when you were 18 years old or below)... Ordinary Accidents (18 years or below)... I witnessed a murder

[VAR] TRAU11

RESPONSE	PUNCH	03-07	2008	2009	2010	2011	2012	2013	2014	2016	2018	2021	2023	TOTAL
Yes	1	-	-	-	-	-	0.7	-	-	-	-	-	-	0.0
No	2	-	-	-	-	-	99.3	-	-	-	-	-	-	6.3
IAP	-1	100.0	100.0	100.0	100.0	100.0	0.0	100.0	100.0	100.0	100.0	100.0	100.0	93.7
N		7276	1508	1599	1576	1535	1396	1294	1370	1051	1031	1205	1230	22071

\* SHOW CARD

\*\*\* Keyword: Murder

**Table 577 Experience of physical punishment before the age of 18: face hit by the palm of the hand**

[Questionnaire] Please tell me if you have had an experience of each problem below. (Each problem concerns only when you were 18 years old or below)... Physical Punishments (18 years or below)... I had my own face hit by the palm of the hand

[VAR] TRAU12

RESPONSE	PUNCH	03-07	2008	2009	2010	2011	2012	2013	2014	2016	2018	2021	2023	TOTAL
Yes	1	-	-	-	-	-	36.5	-	-	-	-	-	-	2.3
No	2	-	-	-	-	-	63.5	-	-	-	-	-	-	4.0
IAP	-1	100.0	100.0	100.0	100.0	100.0	0.0	100.0	100.0	100.0	100.0	100.0	100.0	93.7
N		7276	1508	1599	1576	1535	1396	1294	1370	1051	1031	1205	1230	22071

\* SHOW CARD

**Table 578 Experience of physical punishment before the age of 18: burnt, as a punishment, by hot water, cigarette, or something similar to it**

[Questionnaire] Please tell me if you have had an experience of each problem below. (Each problem concerns only when you were 18 years old or below)... Physical Punishments (18 years or below)... I had burnt, as a punishment, by hot water, cigarette, or something similar to it

[VAR] TRAU13

RESPONSE	PUNCH	03-07	2008	2009	2010	2011	2012	2013	2014	2016	2018	2021	2023	TOTAL
Yes	1	-	-	-	-	-	1.9	-	-	-	-	-	-	0.1
No	2	-	-	-	-	-	98.1	-	-	-	-	-	-	6.2
IAP	-1	100.0	100.0	100.0	100.0	100.0	0.0	100.0	100.0	100.0	100.0	100.0	100.0	93.7
N		7276	1508	1599	1576	1535	1396	1294	1370	1051	1031	1205	1230	22071

\* SHOW CARD

\*\*\* Keyword: Punishment, Smoking



**Table 579 Experience of physical punishment before the age of 18: hit by fist or foot**

[Questionnaire] Please tell me if you have had an experience of each problem below. (Each problem concerns only when you were 18 years old or below)... Physical Punishments (18 years or below)... I was hit by fist or foot

[VAR] TRAU14

RESPONSE	PUNCH	03-07	2008	2009	2010	2011	2012	2013	2014	2016	2018	2021	2023	TOTAL
Yes	1	-	-	-	-	-	27.9	-	-	-	-	-	-	1.8
No	2	-	-	-	-	-	72.1	-	-	-	-	-	-	4.6
IAP	-1	100.0	100.0	100.0	100.0	100.0	0.0	100.0	100.0	100.0	100.0	100.0	100.0	93.7
N		7276	1508	1599	1576	1535	1396	1294	1370	1051	1031	1205	1230	22071

\* SHOW CARD

**Table 580 Experience of physical punishment before the age of 18: hit, as a punishment, by some objects thrown by somebody**

[Questionnaire] Please tell me if you have had an experience of each problem below. (Each problem concerns only when you were 18 years old or below)... Physical Punishments (18 years or below)... I was hit, as a punishment, by some objects thrown by somebody

[VAR] TRAU15

RESPONSE	PUNCH	03-07	2008	2009	2010	2011	2012	2013	2014	2016	2018	2021	2023	TOTAL
Yes	1	-	-	-	-	-	17.3	-	-	-	-	-	-	1.1
No	2	-	-	-	-	-	82.7	-	-	-	-	-	-	5.2
IAP	-1	100.0	100.0	100.0	100.0	100.0	0.0	100.0	100.0	100.0	100.0	100.0	100.0	93.7
N		7276	1508	1599	1576	1535	1396	1294	1370	1051	1031	1205	1230	22071

\* SHOW CARD

\*\*\* Keyword: Punishment

**Table 581 Experience of physical punishment before the age of 18: pushed seriously, as a punishment, by somebody**

[Questionnaire] Please tell me if you have had an experience of each problem below. (Each problem concerns only when you were 18 years old or below)... Physical Punishments (18 years or below)... I was pushed seriously, as a punishment, by somebody

[VAR] TRAU16

RESPONSE	PUNCH	03-07	2008	2009	2010	2011	2012	2013	2014	2016	2018	2021	2023	TOTAL
Yes	1	-	-	-	-	-	19.1	-	-	-	-	-	-	1.2
No	2	-	-	-	-	-	80.9	-	-	-	-	-	-	5.1
IAP	-1	100.0	100.0	100.0	100.0	100.0	0.0	100.0	100.0	100.0	100.0	100.0	100.0	93.7
N		7276	1508	1599	1576	1535	1396	1294	1370	1051	1031	1205	1230	22071

\* SHOW CARD

\*\*\* Keyword: Punishment

**Table 582 Mental abuse before the age of 18: often scorned or got contempt**

[Questionnaire] Please tell me if you have had an experience of each problem below. (Each problem concerns only when you were 18 years old or below)... Mental Abuses (18 years or below)... I was often scorned or got contempt

[VAR] TRAU17

RESPONSE	PUNCH	03-07	2008	2009	2010	2011	2012	2013	2014	2016	2018	2021	2023	TOTAL
Yes	1	-	-	-	-	-	11.0	-	-	-	-	-	-	0.7
No	2	-	-	-	-	-	89.0	-	-	-	-	-	-	5.6
IAP	-1	100.0	100.0	100.0	100.0	100.0	0.0	100.0	100.0	100.0	100.0	100.0	100.0	93.7
N		7276	1508	1599	1576	1535	1396	1294	1370	1051	1031	1205	1230	22071

\* SHOW CARD

\*\*\* Keyword: Contempt

**Table 583 Mental abuse before the age of 18: felt disregarded or failed to be approved**

[Questionnaire] Please tell me if you have had an experience of each problem below. (Each problem concerns only when you were 18 years old or below)... Mental Abuses (18 years or below)... I often felt that I was disregarded or failed to approved

[VAR] TRAU18

RESPONSE	PUNCH	03-07	2008	2009	2010	2011	2012	2013	2014	2016	2018	2021	2023	TOTAL
Yes	1	-	-	-	-	-	19.0	-	-	-	-	-	-	1.2
No	2	-	-	-	-	-	81.0	-	-	-	-	-	-	5.1
IAP	-1	100.0	100.0	100.0	100.0	100.0	0.0	100.0	100.0	100.0	100.0	100.0	100.0	93.7
N		7276	1508	1599	1576	1535	1396	1294	1370	1051	1031	1205	1230	22071

\* SHOW CARD

\*\*\* Keyword: Disregard

**Table 584 Mental abuse before the age of 18: heard that R was useless**

[Questionnaire] Please tell me if you have had an experience of each problem below. (Each problem concerns only when you were 18 years old or below)... Mental Abuses (18 years or below)... I often heard that I was useless

[VAR] TRAU19

RESPONSE	PUNCH	03-07	2008	2009	2010	2011	2012	2013	2014	2016	2018	2021	2023	TOTAL
Yes	1	-	-	-	-	-	8.1	-	-	-	-	-	-	0.5
No	2	-	-	-	-	-	91.9	-	-	-	-	-	-	5.8
IAP	-1	100.0	100.0	100.0	100.0	100.0	0.0	100.0	100.0	100.0	100.0	100.0	100.0	93.7
N		7276	1508	1599	1576	1535	1396	1294	1370	1051	1031	1205	1230	22071

\* SHOW CARD



**Table 585 Mental abuse before the age of 18: felt abandoned without enough attention or not loved**

[Questionnaire] Please tell me if you have had an experience of each problem below. (Each problem concerns only when you were 18 years old or below)... Mental Abuses (18 years or below)... I often felt that I was abandoned without enough attention or I was not loved

[VAR] TRAU20

RESPONSE	PUNCH	03-07	2008	2009	2010	2011	2012	2013	2014	2016	2018	2021	2023	TOTAL
Yes	1	-	-	-	-	-	12.2	-	-	-	-	-	-	0.8
No	2	-	-	-	-	-	87.8	-	-	-	-	-	-	5.6
IAP	-1	100.0	100.0	100.0	100.0	100.0	0.0	100.0	100.0	100.0	100.0	100.0	100.0	93.7
N		7276	1508	1599	1576	1535	1396	1294	1370	1051	1031	1205	1230	22071

\* SHOW CARD

\*\*\* Keyword: Indifference, Leaving Alone

**Table 586 Mental abuse before the age of 18: parents or guardians failed to understand what R needed**

[Questionnaire] Please tell me if you have had an experience of each problem below. (Each problem concerns only when you were 18 years old or below)... Mental Abuses (18 years or below)... My own parents or guardians failed to understand what I needed

[VAR] TRAU21

RESPONSE	PUNCH	03-07	2008	2009	2010	2011	2012	2013	2014	2016	2018	2021	2023	TOTAL
Yes	1	-	-	-	-	-	28.5	-	-	-	-	-	-	1.8
No	2	-	-	-	-	-	71.5	-	-	-	-	-	-	4.5
IAP	-1	100.0	100.0	100.0	100.0	100.0	0.0	100.0	100.0	100.0	100.0	100.0	100.0	93.7
N		7276	1508	1599	1576	1535	1396	1294	1370	1051	1031	1205	1230	22071

\* SHOW CARD

**Table 587 Sexual abuse before the age of 18: physical contacts with me that are sexually unpleasant**

[Questionnaire] Please tell me if you have had an experience of each problem below. (Each problem concerns only when you were 18 years old or below)... Sexual Abuses (18 years or below)... Somebody had physical contacts with me that are sexually unpleasant (ex, contacts in secret parts of the body, forceful kissing, sexual intercourse, and the like)

[VAR] TRAU22

RESPONSE	PUNCH	03-07	2008	2009	2010	2011	2012	2013	2014	2016	2018	2021	2023	TOTAL
Yes	1	-	-	-	-	-	6.4	-	-	-	-	-	-	0.4
No	2	-	-	-	-	-	93.6	-	-	-	-	-	-	5.9
IAP	-1	100.0	100.0	100.0	100.0	100.0	0.0	100.0	100.0	100.0	100.0	100.0	100.0	93.7
N		7276	1508	1599	1576	1535	1396	1294	1370	1051	1031	1205	1230	22071

\* SHOW CARD

\*\*\* Keyword: Contact

**Table 588 The problem that had the most serious impact on R's life (if answered yes for any of the questions above)**

[Questionnaire] (If answered Yes to any of the items above) Which was the problem that had the most serious impact on your life? (Choose the number 1 thru. 22 above)

[VAR] TRAUIMP

RESPONSE	PUNCH	03-07	2008	2009	2010	2011	2012	2013	2014	2016	2018	2021	2023	TOTAL
Number1	1	-	-	-	-	-	3.4	-	-	-	-	-	-	0.2
Number2	2	-	-	-	-	-	4.2	-	-	-	-	-	-	0.3
Number3	3	-	-	-	-	-	4.7	-	-	-	-	-	-	0.3
Number4	4	-	-	-	-	-	13.3	-	-	-	-	-	-	0.8
Number5	5	-	-	-	-	-	3.4	-	-	-	-	-	-	0.2
Number6	6	-	-	-	-	-	4.0	-	-	-	-	-	-	0.3
Number7	7	-	-	-	-	-	5.2	-	-	-	-	-	-	0.3
Number8	8	-	-	-	-	-	1.9	-	-	-	-	-	-	0.1
Number9	9	-	-	-	-	-	0.9	-	-	-	-	-	-	0.1
Number10	10	-	-	-	-	-	2.1	-	-	-	-	-	-	0.1
Number11	11	-	-	-	-	-	0.1	-	-	-	-	-	-	0.0
Number12	12	-	-	-	-	-	10.0	-	-	-	-	-	-	0.6
Number13	13	-	-	-	-	-	0.1	-	-	-	-	-	-	0.0
Number14	14	-	-	-	-	-	2.4	-	-	-	-	-	-	0.1
Number15	15	-	-	-	-	-	0.7	-	-	-	-	-	-	0.0
Number16	16	-	-	-	-	-	0.4	-	-	-	-	-	-	0.0
Number17	17	-	-	-	-	-	1.6	-	-	-	-	-	-	0.1
Number18	18	-	-	-	-	-	2.5	-	-	-	-	-	-	0.2
Number19	19	-	-	-	-	-	0.8	-	-	-	-	-	-	0.0
Number20	20	-	-	-	-	-	0.9	-	-	-	-	-	-	0.1
Number21	21	-	-	-	-	-	5.7	-	-	-	-	-	-	0.4
Number22	22	-	-	-	-	-	1.4	-	-	-	-	-	-	0.1
IAP	-1	100.0	100.0	100.0	100.0	100.0	30.4	100.0	100.0	100.0	100.0	100.0	100.0	95.6
N		7276	1508	1599	1576	1535	1396	1294	1370	1051	1031	1205	1230	22071

\*\*\* Keyword: Life

**Table 589 Level of anxiety, fear, or powerlessness when going through the problem**

[Questionnaire] How seriously did you feel the anxiety, fear or powerlessness when you had such a problem?

[VAR] TRAUFEAR

RESPONSE	PUNCH	03-07	2008	2009	2010	2011	2012	2013	2014	2016	2018	2021	2023	TOTAL
Very seriously	1	-	-	-	-	-	19.2	-	-	-	-	-	-	1.2
Somewhat seriously	2	-	-	-	-	-	25.2	-	-	-	-	-	-	1.6
Not so seriously	3	-	-	-	-	-	17.1	-	-	-	-	-	-	1.1
Not seriously at all	4	-	-	-	-	-	8.0	-	-	-	-	-	-	0.5
IAP	-1	100.0	100.0	100.0	100.0	100.0	30.5	100.0	100.0	100.0	100.0	100.0	100.0	95.6
N		7276	1508	1599	1576	1535	1396	1294	1370	1051	1031	1205	1230	22071



**Table 590 Whether R felt any separation from the body or felt like dreaming when going through the problem**

[Questionnaire] When you had such a problem, did you feel as if you were separated from your own body or dreaming something?

[VAR] TRAUFEEL

RESPONSE	PUNCH	03-07	2008	2009	2010	2011	2012	2013	2014	2016	2018	2021	2023	TOTAL
Yes	1	-	-	-	-	-	14.1	-	-	-	-	-	-	0.9
No	2	-	-	-	-	-	55.4	-	-	-	-	-	-	3.5
IAP	-1	100.0	100.0	100.0	100.0	100.0	30.4	100.0	100.0	100.0	100.0	100.0	100.0	95.6
N		7276	1508	1599	1576	1535	1396	1294	1370	1051	1031	1205	1230	22071

**Table 591 Primary person who made R to suffer such problem**

[Questionnaire] Who was the primary person that made you suffer from such a problem?

[VAR] TRAUWHO

RESPONSE	PUNCH	03-07	2008	2009	2010	2011	2012	2013	2014	2016	2018	2021	2023	TOTAL
Father	1	-	-	-	-	-	21.0	-	-	-	-	-	-	1.3
Mother	2	-	-	-	-	-	6.9	-	-	-	-	-	-	0.4
Grandparents	3	-	-	-	-	-	1.1	-	-	-	-	-	-	0.1
Siblings	4	-	-	-	-	-	4.4	-	-	-	-	-	-	0.3
Relatives	5	-	-	-	-	-	1.9	-	-	-	-	-	-	0.1
Friends	6	-	-	-	-	-	8.5	-	-	-	-	-	-	0.5
Cohorts	7	-	-	-	-	-	6.4	-	-	-	-	-	-	0.4
Neighbors	8	-	-	-	-	-	1.8	-	-	-	-	-	-	0.1
OTHER	77	-	-	-	-	-	17.7	-	-	-	-	-	-	1.1
IAP	-1	100.0	100.0	100.0	100.0	100.0	30.5	100.0	100.0	100.0	100.0	100.0	100.0	95.6
N		7276	1508	1599	1576	1535	1396	1294	1370	1051	1031	1205	1230	22071

**Table 592 Current mental abuse: often scorned or got contempt**

[Questionnaire] Do you happen to suffer from each of the following problems now?... Now I am often scorned or got contempt

[VAR] FOOL1

RESPONSE	PUNCH	03-07	2008	2009	2010	2011	2012	2013	2014	2016	2018	2021	2023	TOTAL
Yes	1	-	-	-	-	-	2.4	-	-	-	-	-	-	0.2
No	2	-	-	-	-	-	97.6	-	-	-	-	-	-	6.2
IAP	-1	100.0	100.0	100.0	100.0	100.0	0.0	100.0	100.0	100.0	100.0	100.0	100.0	93.7
N		7276	1508	1599	1576	1535	1396	1294	1370	1051	1031	1205	1230	22071

\*\*\* Keyword: Contempt

**Table 593 Current mental abuse: often feel disregarded or fail to be approved**

[Questionnaire] Do you happen to suffer from each of the following problems now?... Now I often feel that I am disregarded or fail to approved

[VAR] FOOL2

RESPONSE	PUNCH	03-07	2008	2009	2010	2011	2012	2013	2014	2016	2018	2021	2023	TOTAL
Yes	1	-	-	-	-	-	7.8	-	-	-	-	-	-	0.5
No	2	-	-	-	-	-	92.2	-	-	-	-	-	-	5.8
IAP	-1	100.0	100.0	100.0	100.0	100.0	0.0	100.0	100.0	100.0	100.0	100.0	100.0	93.7
N		7276	1508	1599	1576	1535	1396	1294	1370	1051	1031	1205	1230	22071

\*\*\* Keyword: Disregard

**Table 594 Current mental abuse: often hear that R is useless**

[Questionnaire] Do you happen to suffer from each of the following problems now?... Now I often hear that I am useless

[VAR] FOOL3

RESPONSE	PUNCH	03-07	2008	2009	2010	2011	2012	2013	2014	2016	2018	2021	2023	TOTAL
Yes	1	-	-	-	-	-	2.8	-	-	-	-	-	-	0.2
No	2	-	-	-	-	-	97.2	-	-	-	-	-	-	6.1
IAP	-1	100.0	100.0	100.0	100.0	100.0	0.0	100.0	100.0	100.0	100.0	100.0	100.0	93.7
N		7276	1508	1599	1576	1535	1396	1294	1370	1051	1031	1205	1230	22071

\*\*\* Keyword: Nuclear Power Generation

**Table 595 Current mental abuse: feel abandoned without enough attention or not loved**

[Questionnaire] Do you happen to suffer from each of the following problems now?... Now I often feel that I am abandoned without enough attention or I am not loved

[VAR] FOOL4

RESPONSE	PUNCH	03-07	2008	2009	2010	2011	2012	2013	2014	2016	2018	2021	2023	TOTAL
Yes	1	-	-	-	-	-	4.7	-	-	-	-	-	-	0.3
No	2	-	-	-	-	-	95.3	-	-	-	-	-	-	6.0
IAP	-1	100.0	100.0	100.0	100.0	100.0	0.0	100.0	100.0	100.0	100.0	100.0	100.0	93.7
N		7276	1508	1599	1576	1535	1396	1294	1370	1051	1031	1205	1230	22071

\*\*\* Keyword: Indifference, Leaving Alone

**Table 596 Current mental abuse: parents or guardians fail to understand what R needs**

[Questionnaire] Do you happen to suffer from each of the following problems now?... Now my own parents or guardians fail to understand what I need

[VAR] FOOL5

RESPONSE	PUNCH	03-07	2008	2009	2010	2011	2012	2013	2014	2016	2018	2021	2023	TOTAL
Yes	1	-	-	-	-	-	13.5	-	-	-	-	-	-	0.9
No	2	-	-	-	-	-	86.5	-	-	-	-	-	-	5.5
IAP	-1	100.0	100.0	100.0	100.0	100.0	0.0	100.0	100.0	100.0	100.0	100.0	100.0	93.7
N		7276	1508	1599	1576	1535	1396	1294	1370	1051	1031	1205	1230	22071



**Table 597 Primary person who makes R to suffer this problem (if answered yes for any of the problems)**

[Questionnaire] (If answered Yes to any of the items above) Who was the primary person that made you suffer from such a problem?

[VAR] FOOLWHO

RESPONSE	PUNCH	03-07	2008	2009	2010	2011	2012	2013	2014	2016	2018	2021	2023	TOTAL
Child(ren)	1	-	-	-	-	-	1.0	-	-	-	-	-	-	0.1
Spouse	2	-	-	-	-	-	6.5	-	-	-	-	-	-	0.4
Parents	3	-	-	-	-	-	3.1	-	-	-	-	-	-	0.2
Grandparents	4	-	-	-	-	-	0.1	-	-	-	-	-	-	0.0
Siblings	5	-	-	-	-	-	0.2	-	-	-	-	-	-	0.0
Relatives	6	-	-	-	-	-	0.6	-	-	-	-	-	-	0.0
Friends	7	-	-	-	-	-	1.9	-	-	-	-	-	-	0.1
Cohorts	8	-	-	-	-	-	1.3	-	-	-	-	-	-	0.1
Neighbors	9	-	-	-	-	-	0.9	-	-	-	-	-	-	0.1
OTHER	77	-	-	-	-	-	2.8	-	-	-	-	-	-	0.2
IAP	-1	100.0	100.0	100.0	100.0	100.0	81.5	100.0	100.0	100.0	100.0	100.0	100.0	98.8
N		7276	1508	1599	1576	1535	1396	1294	1370	1051	1031	1205	1230	22071

**Table 598 Opinion on the right to commit suicide: in the case of incurable disease**

[Questionnaire] Please indicate whether you would approve or don't approve... A person has a right to commit suicide when... S/he faces an incurable disease

[VAR] SUICIDE131

RESPONSE	PUNCH	03-07	2008	2009	2010	2011	2012	2013	2014	2016	2018	2021	2023	TOTAL
Yes	1	-	-	-	-	-	-	41.2	-	-	49.8	32.4	25.8	7.9
No	2	-	-	-	-	-	-	54.7	-	-	46.6	64.0	71.6	12.9
DK/NA	-8	-	-	-	-	-	-	4.2	-	-	3.7	3.7	2.6	0.8
IAP	-1	100.0	100.0	100.0	100.0	100.0	100.0	0.0	100.0	100.0	0.0	0.0	0.0	78.4
N		7276	1508	1599	1576	1535	1396	1294	1370	1051	1031	1205	1230	22071

\* SHOW CARD(18)

\*\*\* Keyword: Suicide, Incurable Disease

**Table 599 Opinion on the right to commit suicide: in the case of bankruptcy**

[Questionnaire] Please indicate whether you would approve or don't approve... A person has a right to commit suicide when... S/he is bankrupt

[VAR] SUICIDE132

RESPONSE	PUNCH	03-07	2008	2009	2010	2011	2012	2013	2014	2016	2018	2021	2023	TOTAL
Yes	1	-	-	-	-	-	-	13.7	-	-	16.9	8.8	7.4	2.5
No	2	-	-	-	-	-	-	83.5	-	-	81.5	89.0	90.4	18.6
DK/NA	-8	-	-	-	-	-	-	2.8	-	-	1.6	2.2	2.2	0.5
IAP	-1	100.0	100.0	100.0	100.0	100.0	100.0	0.0	100.0	100.0	0.0	0.0	0.0	78.4
N		7276	1508	1599	1576	1535	1396	1294	1370	1051	1031	1205	1230	22071

\* SHOW CARD(18)

\*\*\* Keyword: Suicide

**Table 600 Opinion on the right to commit suicide: in the case of dishonoring the family**

[Questionnaire] Please indicate whether you would approve or don't approve... A person has a right to commit suicide when... S/he has dishonored his/her family

[VAR] SUICIDE133

RESPONSE	PUNCH	03-07	2008	2009	2010	2011	2012	2013	2014	2016	2018	2021	2023	TOTAL
Yes	1	-	-	-	-	-	-	10.3	-	-	13.4	6.3	6.2	1.9
No	2	-	-	-	-	-	-	86.9	-	-	84.6	91.9	91.9	19.2
DK/NA	-8	-	-	-	-	-	-	2.8	-	-	2.0	1.8	1.9	0.5
IAP	-1	100.0	100.0	100.0	100.0	100.0	100.0	0.0	100.0	100.0	0.0	0.0	0.0	78.4
N		7276	1508	1599	1576	1535	1396	1294	1370	1051	1031	1205	1230	22071

\* SHOW CARD(18)

\*\*\* Keyword: Suicide, Honor, Family Members

**Table 601 Opinion on the right to commit suicide: when one is tired of living**

[Questionnaire] Please indicate whether you would approve or don't approve... A person has a right to commit suicide when... S/he is tired of living

[VAR] SUICIDE134

RESPONSE	PUNCH	03-07	2008	2009	2010	2011	2012	2013	2014	2016	2018	2021	2023	TOTAL
Yes	1	-	-	-	-	-	-	9.4	-	-	13.7	9.0	7.0	2.1
No	2	-	-	-	-	-	-	88.3	-	-	85.2	88.8	91.7	19.1
DK/NA	-8	-	-	-	-	-	-	2.4	-	-	1.1	2.2	1.3	0.4
IAP	-1	100.0	100.0	100.0	100.0	100.0	100.0	0.0	100.0	100.0	0.0	0.0	0.0	78.4
N		7276	1508	1599	1576	1535	1396	1294	1370	1051	1031	1205	1230	22071

\* SHOW CARD(18)

\*\*\* Keyword: Fatigue, Suicide



**Table 602 Controversy over suicide: everybody has the likelihood to commit a suicide**

[Questionnaire] Please indicate the extent to which you agree or disagree with each of the following statements about the suicide?... Everybody has the likelihood to commit a suicide

[VAR] SUICIDE1

RESPONSE	PUNCH	03-07	2008	2009	2010	2011	2012	2013	2014	2016	2018	2021	2023	TOTAL
Strongly agree	1	-	-	16.9	-	-	-	-	-	-	-	-	-	1.2
Agree	2	-	-	50.5	-	-	-	-	-	-	-	-	-	3.7
Neither agree nor disagree	3	-	-	13.4	-	-	-	-	-	-	-	-	-	1.0
Disagree	4	-	-	9.8	-	-	-	-	-	-	-	-	-	0.7
Strongly disagree	5	-	-	9.2	-	-	-	-	-	-	-	-	-	0.7
DK/NA	-8	-	-	0.1	-	-	-	-	-	-	-	-	-	0.0
IAP	-1	100.0	100.0	0.0	100.0	100.0	100.0	100.0	100.0	100.0	100.0	100.0	100.0	92.8
N		7276	1508	1599	1576	1535	1396	1294	1370	1051	1031	1205	1230	22071

\* SHOW CARD

\*\*\* Keyword: Suicide

**Table 603 Controversy over suicide: people have a right to commit a suicide**

[Questionnaire] Please indicate the extent to which you agree or disagree with each of the following statements about the suicide?... People have a right to commit a suicide

[VAR] SUICIDE2

RESPONSE	PUNCH	03-07	2008	2009	2010	2011	2012	2013	2014	2016	2018	2021	2023	TOTAL
Strongly agree	1	-	-	7.1	-	-	-	-	-	-	-	-	-	0.5
Agree	2	-	-	23.3	-	-	-	-	-	-	-	-	-	1.7
Neither agree nor disagree	3	-	-	22.0	-	-	-	-	-	-	-	-	-	1.6
Disagree	4	-	-	22.1	-	-	-	-	-	-	-	-	-	1.6
Strongly disagree	5	-	-	25.3	-	-	-	-	-	-	-	-	-	1.8
DK/NA	-8	-	-	0.2	-	-	-	-	-	-	-	-	-	0.0
IAP	-1	100.0	100.0	0.0	100.0	100.0	100.0	100.0	100.0	100.0	100.0	100.0	100.0	92.8
N		7276	1508	1599	1576	1535	1396	1294	1370	1051	1031	1205	1230	22071

\* SHOW CARD

\*\*\* Keyword: Suicide

**Table 604 Controversy over suicide: there is a situation in which suicide is the only solution**

[Questionnaire] Please indicate the extent to which you agree or disagree with each of the following statements about the suicide?... There is a situation in which suicide is the only solution

[VAR] SUICIDE3

RESPONSE	PUNCH	03-07	2008	2009	2010	2011	2012	2013	2014	2016	2018	2021	2023	TOTAL
Strongly agree	1	-	-	3.8	-	-	-	-	-	-	-	-	-	0.3
Agree	2	-	-	16.1	-	-	-	-	-	-	-	-	-	1.2
Neither agree nor disagree	3	-	-	16.3	-	-	-	-	-	-	-	-	-	1.2
Disagree	4	-	-	25.8	-	-	-	-	-	-	-	-	-	1.9
Strongly disagree	5	-	-	37.6	-	-	-	-	-	-	-	-	-	2.7
DK/NA	-8	-	-	0.3	-	-	-	-	-	-	-	-	-	0.0
IAP	-1	100.0	100.0	0.0	100.0	100.0	100.0	100.0	100.0	100.0	100.0	100.0	100.0	92.8
N		7276	1508	1599	1576	1535	1396	1294	1370	1051	1031	1205	1230	22071

\* SHOW CARD

\*\*\* Keyword: Suicide

**Table 605 Controversy over suicide: it is understandable for somebody who has an incurable disease to commit a suicide**

[Questionnaire] Please indicate the extent to which you agree or disagree with each of the following statements about the suicide?... It is understandable for somebody who has an incurable disease to commit a suicide

[VAR] SUICIDE4

RESPONSE	PUNCH	03-07	2008	2009	2010	2011	2012	2013	2014	2016	2018	2021	2023	TOTAL
Strongly agree	1	-	-	14.3	-	-	-	-	-	-	-	-	-	1.0
Agree	2	-	-	38.6	-	-	-	-	-	-	-	-	-	2.8
Neither agree nor disagree	3	-	-	17.3	-	-	-	-	-	-	-	-	-	1.3
Disagree	4	-	-	17.8	-	-	-	-	-	-	-	-	-	1.3
Strongly disagree	5	-	-	12.0	-	-	-	-	-	-	-	-	-	0.9
DK/NA	-8	-	-	0.1	-	-	-	-	-	-	-	-	-	0.0
IAP	-1	100.0	100.0	0.0	100.0	100.0	100.0	100.0	100.0	100.0	100.0	100.0	100.0	92.8
N		7276	1508	1599	1576	1535	1396	1294	1370	1051	1031	1205	1230	22071

\* SHOW CARD

\*\*\* Keyword: Suicide, Incurable Disease

**Table 606 Controversy over suicide: those who kill themselves in order to protect other people should be respected**

[Questionnaire] Please indicate the extent to which you agree or disagree with each of the following statements about the suicide?... Those who kill themselves in order to protect other people should be respected

[VAR] SUICIDE5

RESPONSE	PUNCH	03-07	2008	2009	2010	2011	2012	2013	2014	2016	2018	2021	2023	TOTAL
Strongly agree	1	-	-	8.4	-	-	-	-	-	-	-	-	-	0.6
Agree	2	-	-	12.1	-	-	-	-	-	-	-	-	-	0.9
Neither agree nor disagree	3	-	-	20.9	-	-	-	-	-	-	-	-	-	1.5
Disagree	4	-	-	29.8	-	-	-	-	-	-	-	-	-	2.2
Strongly disagree	5	-	-	28.7	-	-	-	-	-	-	-	-	-	2.1
DK/NA	-8	-	-	0.1	-	-	-	-	-	-	-	-	-	0.0
IAP	-1	100.0	100.0	0.0	100.0	100.0	100.0	100.0	100.0	100.0	100.0	100.0	100.0	92.8
N		7276	1508	1599	1576	1535	1396	1294	1370	1051	1031	1205	1230	22071

\* SHOW CARD

\*\*\* Keyword: Suicide



**Table 607 Controversy over suicide: suicide attempts essentially are the request for assistance**

[Questionnaire] Please indicate the extent to which you agree or disagree with each of the following statements about the suicide?... Suicide attempts essentially are the request for assistance

[VAR] SUICIDE6

RESPONSE	PUNCH	03-07	2008	2009	2010	2011	2012	2013	2014	2016	2018	2021	2023	TOTAL
Strongly agree	1	-	-	8.3	-	-	-	-	-	-	-	-	-	0.6
Agree	2	-	-	28.1	-	-	-	-	-	-	-	-	-	2.0
Neither agree nor disagree	3	-	-	22.1	-	-	-	-	-	-	-	-	-	1.6
Disagree	4	-	-	22.8	-	-	-	-	-	-	-	-	-	1.6
Strongly disagree	5	-	-	18.4	-	-	-	-	-	-	-	-	-	1.3
DK/NA	-8	-	-	0.3	-	-	-	-	-	-	-	-	-	0.0
IAP	-1	100.0	100.0	0.0	100.0	100.0	100.0	100.0	100.0	100.0	100.0	100.0	100.0	92.8
N		7276	1508	1599	1576	1535	1396	1294	1370	1051	1031	1205	1230	22071

\* SHOW CARD

\*\*\* Keyword: Suicide

**Table 608 Controversy over suicide: suicide can be prevented**

[Questionnaire] Please indicate the extent to which you agree or disagree with each of the following statements about the suicide?... Suicide can be prevented

[VAR] SUICIDE7

RESPONSE	PUNCH	03-07	2008	2009	2010	2011	2012	2013	2014	2016	2018	2021	2023	TOTAL
Strongly agree	1	-	-	35.2	-	-	-	-	-	-	-	-	-	2.6
Agree	2	-	-	44.7	-	-	-	-	-	-	-	-	-	3.2
Neither agree nor disagree	3	-	-	10.2	-	-	-	-	-	-	-	-	-	0.7
Disagree	4	-	-	5.8	-	-	-	-	-	-	-	-	-	0.4
Strongly disagree	5	-	-	3.5	-	-	-	-	-	-	-	-	-	0.3
DK/NA	-8	-	-	0.6	-	-	-	-	-	-	-	-	-	0.0
IAP	-1	100.0	100.0	0.0	100.0	100.0	100.0	100.0	100.0	100.0	100.0	100.0	100.0	92.8
N		7276	1508	1599	1576	1535	1396	1294	1370	1051	1031	1205	1230	22071

\* SHOW CARD

\*\*\* Keyword: Suicide

**Table 609 Controversy over suicide: one should not talk about the suicide**

[Questionnaire] Please indicate the extent to which you agree or disagree with each of the following statements about the suicide?... One should not talk about the suicide

[VAR] SUICIDE8

RESPONSE	PUNCH	03-07	2008	2009	2010	2011	2012	2013	2014	2016	2018	2021	2023	TOTAL
Strongly agree	1	-	-	16.4	-	-	-	-	-	-	-	-	-	1.2
Agree	2	-	-	23.9	-	-	-	-	-	-	-	-	-	1.7
Neither agree nor disagree	3	-	-	27.6	-	-	-	-	-	-	-	-	-	2.0
Disagree	4	-	-	22.1	-	-	-	-	-	-	-	-	-	1.6
Strongly disagree	5	-	-	9.8	-	-	-	-	-	-	-	-	-	0.7
DK/NA	-8	-	-	0.3	-	-	-	-	-	-	-	-	-	0.0
IAP	-1	100.0	100.0	0.0	100.0	100.0	100.0	100.0	100.0	100.0	100.0	100.0	100.0	92.8
N		7276	1508	1599	1576	1535	1396	1294	1370	1051	1031	1205	1230	22071

\* SHOW CARD

\*\*\* Keyword: Suicide

**Table 610 Controversy over suicide: suicide is a very serious ethical sin**

[Questionnaire] Please indicate the extent to which you agree or disagree with each of the following statements about the suicide?... Suicide is a very serious ethical sin

[VAR] SUICIDE9

RESPONSE	PUNCH	03-07	2008	2009	2010	2011	2012	2013	2014	2016	2018	2021	2023	TOTAL
Strongly agree	1	-	-	38.5	-	-	-	-	-	-	-	-	-	2.8
Agree	2	-	-	30.5	-	-	-	-	-	-	-	-	-	2.2
Neither agree nor disagree	3	-	-	19.2	-	-	-	-	-	-	-	-	-	1.4
Disagree	4	-	-	7.7	-	-	-	-	-	-	-	-	-	0.6
Strongly disagree	5	-	-	3.8	-	-	-	-	-	-	-	-	-	0.3
DK/NA	-8	-	-	0.3	-	-	-	-	-	-	-	-	-	0.0
IAP	-1	100.0	100.0	0.0	100.0	100.0	100.0	100.0	100.0	100.0	100.0	100.0	100.0	92.8
N		7276	1508	1599	1576	1535	1396	1294	1370	1051	1031	1205	1230	22071

\* SHOW CARD

\*\*\* Keyword: Suicide

**Table 611 Controversy over suicide: those who kill themselves have mental problems**

[Questionnaire] Please indicate the extent to which you agree or disagree with each of the following statements about the suicide?... Those who kill themselves have mental problems

[VAR] SUICID10

RESPONSE	PUNCH	03-07	2008	2009	2010	2011	2012	2013	2014	2016	2018	2021	2023	TOTAL
Strongly agree	1	-	-	27.2	-	-	-	-	-	-	-	-	-	2.0
Agree	2	-	-	38.9	-	-	-	-	-	-	-	-	-	2.8
Neither agree nor disagree	3	-	-	19.4	-	-	-	-	-	-	-	-	-	1.4
Disagree	4	-	-	10.8	-	-	-	-	-	-	-	-	-	0.8
Strongly disagree	5	-	-	3.4	-	-	-	-	-	-	-	-	-	0.2
DK/NA	-8	-	-	0.3	-	-	-	-	-	-	-	-	-	0.0
IAP	-1	100.0	100.0	0.0	100.0	100.0	100.0	100.0	100.0	100.0	100.0	100.0	100.0	92.8
N		7276	1508	1599	1576	1535	1396	1294	1370	1051	1031	1205	1230	22071

\* SHOW CARD

\*\*\* Keyword: Suicide



**Table 612 Controversy over suicide: suicide is one of the worst things to family and relatives**

[Questionnaire] Please indicate the extent to which you agree or disagree with each of the following statements about the suicide?... Suicide is one of the worst things to family and relatives

[VAR] SUICID11

RESPONSE	PUNCH	03-07	2008	2009	2010	2011	2012	2013	2014	2016	2018	2021	2023	TOTAL
Strongly agree	1	-	-	68.3	-	-	-	-	-	-	-	-	-	4.9
Agree	2	-	-	24.8	-	-	-	-	-	-	-	-	-	1.8
Neither agree nor disagree	3	-	-	4.4	-	-	-	-	-	-	-	-	-	0.3
Disagree	4	-	-	1.4	-	-	-	-	-	-	-	-	-	0.1
Strongly disagree	5	-	-	0.7	-	-	-	-	-	-	-	-	-	0.0
DK/NA	-8	-	-	0.4	-	-	-	-	-	-	-	-	-	0.0
IAP	-1	100.0	100.0	0.0	100.0	100.0	100.0	100.0	100.0	100.0	100.0	100.0	100.0	92.8
N		7276	1508	1599	1576	1535	1396	1294	1370	1051	1031	1205	1230	22071

\* SHOW CARD

\*\*\* Keyword: Suicide, Family Members

**Table 613 Controversy over suicide: I cannot understand how people kill themselves**

[Questionnaire] Please indicate the extent to which you agree or disagree with each of the following statements about the suicide?... I cannot understand how people kill themselves

[VAR] SUICID12

RESPONSE	PUNCH	03-07	2008	2009	2010	2011	2012	2013	2014	2016	2018	2021	2023	TOTAL
Strongly agree	1	-	-	31.5	-	-	-	-	-	-	-	-	-	2.3
Agree	2	-	-	29.4	-	-	-	-	-	-	-	-	-	2.1
Neither agree nor disagree	3	-	-	20.7	-	-	-	-	-	-	-	-	-	1.5
Disagree	4	-	-	14.6	-	-	-	-	-	-	-	-	-	1.1
Strongly disagree	5	-	-	3.4	-	-	-	-	-	-	-	-	-	0.2
DK/NA	-8	-	-	0.4	-	-	-	-	-	-	-	-	-	0.0
IAP	-1	100.0	100.0	0.0	100.0	100.0	100.0	100.0	100.0	100.0	100.0	100.0	100.0	92.7
N		7276	1508	1599	1576	1535	1396	1294	1370	1051	1031	1205	1230	22071

\* SHOW CARD

\*\*\* Keyword: Suicide

**Table 614 Controversy over suicide: responsibility for the suicide lies not in the individual but in the society**

[Questionnaire] Please indicate the extent to which you agree or disagree with each of the following statements about the suicide?... Responsibility for the suicide lies not in the individual but in the society

[VAR] SUICID13

RESPONSE	PUNCH	03-07	2008	2009	2010	2011	2012	2013	2014	2016	2018	2021	2023	TOTAL
Strongly agree	1	-	-	14.6	-	-	-	-	-	-	-	-	-	1.1
Agree	2	-	-	39.0	-	-	-	-	-	-	-	-	-	2.8
Neither agree nor disagree	3	-	-	25.5	-	-	-	-	-	-	-	-	-	1.8
Disagree	4	-	-	14.8	-	-	-	-	-	-	-	-	-	1.1
Strongly disagree	5	-	-	6.1	-	-	-	-	-	-	-	-	-	0.4
DK/NA	-8	-	-	0.1	-	-	-	-	-	-	-	-	-	0.0
IAP	-1	100.0	100.0	0.0	100.0	100.0	100.0	100.0	100.0	100.0	100.0	100.0	100.0	92.8
N		7276	1508	1599	1576	1535	1396	1294	1370	1051	1031	1205	1230	22071

\* SHOW CARD

\*\*\* Keyword: Suicide

**Table 615 Controversy over suicide: suicide of famous people such as entertainers has an impact on the suicide of ordinary people**

[Questionnaire] Please indicate the extent to which you agree or disagree with each of the following statements about the suicide?... Suicide of famous people such as entertainers has an impact on the suicide of ordinary people

[VAR] SUICID14

RESPONSE	PUNCH	03-07	2008	2009	2010	2011	2012	2013	2014	2016	2018	2021	2023	TOTAL
Strongly agree	1	-	-	32.6	-	-	-	-	-	-	-	-	-	2.4
Agree	2	-	-	50.3	-	-	-	-	-	-	-	-	-	3.6
Neither agree nor disagree	3	-	-	11.1	-	-	-	-	-	-	-	-	-	0.8
Disagree	4	-	-	3.6	-	-	-	-	-	-	-	-	-	0.3
Strongly disagree	5	-	-	2.2	-	-	-	-	-	-	-	-	-	0.2
DK/NA	-8	-	-	0.3	-	-	-	-	-	-	-	-	-	0.0
IAP	-1	100.0	100.0	0.0	100.0	100.0	100.0	100.0	100.0	100.0	100.0	100.0	100.0	92.8
N		7276	1508	1599	1576	1535	1396	1294	1370	1051	1031	1205	1230	22071

\* SHOW CARD

\*\*\* Keyword: Suicide

**Table 616 R's experience of wishing to harm himself/herself during the past month**

[Questionnaire] Did you ever think about or have experienced each of the following in the past?... In the past month did you... Think that you would be better off dead or wish you were dead?

[VAR] THINKDIE

RESPONSE	PUNCH	03-07	2008	2009	2010	2011	2012	2013	2014	2016	2018	2021	2023	TOTAL
No	1	-	-	88.4	-	-	86.5	-	-	-	-	-	-	11.9
Yes	2	-	-	11.6	-	-	13.5	-	-	-	-	-	-	1.7
IAP	-1	100.0	100.0	0.0	100.0	100.0	0.0	100.0	100.0	100.0	100.0	100.0	100.0	86.4
N		7276	1508	1599	1576	1535	1396	1294	1370	1051	1031	1205	1230	22071

\*\* 2012 RESPONSE: Yes, No



**Table 617 R's experience of thinking that he/she would be better off dead during the past month**

[Questionnaire] Did you ever think about or have experienced each of the following in the past?... In the past month did you... Wish to harm yourself?

[VAR] HURTSELF

RESPONSE	PUNCH	03-07	2008	2009	2010	2011	2012	2013	2014	2016	2018	2021	2023	TOTAL
No	1	-	-	96.9	-	-	95.3	-	-	-	-	-	-	13.0
Yes	2	-	-	3.1	-	-	4.7	-	-	-	-	-	-	0.5
IAP	-1	100.0	100.0	0.0	100.0	100.0	0.0	100.0	100.0	100.0	100.0	100.0	100.0	86.4
N		7276	1508	1599	1576	1535	1396	1294	1370	1051	1031	1205	1230	22071

\*\* 2012 RESPONSE: Yes, No

**Table 618 R's experience of thinking of suicides during the past month**

[Questionnaire] Did you ever think about or have experienced each of the following in the past?... In the past month did you... Think about suicide?

[VAR] THINKSUI

RESPONSE	PUNCH	03-07	2008	2009	2010	2011	2012	2013	2014	2016	2018	2021	2023	TOTAL
No	1	-	-	88.4	-	-	88.4	-	-	-	-	-	-	12.0
Yes	2	-	-	11.6	-	-	11.6	-	-	-	-	-	-	1.6
IAP	-1	100.0	100.0	0.0	100.0	100.0	0.0	100.0	100.0	100.0	100.0	100.0	100.0	86.4
N		7276	1508	1599	1576	1535	1396	1294	1370	1051	1031	1205	1230	22071

\*\* 2012 RESPONSE: Yes, No

\*\*\* Keyword: Suicide

**Table 618-1 R's experience of thinking of suicides during the past year**

[Questionnaire] Did you ever think about or have experienced each of the following in the past?... In the past year did you... Think about suicide?

[VAR] THINKSUIYR

RESPONSE	PUNCH	03-07	2008	2009	2010	2011	2012	2013	2014	2016	2018	2021	2023	TOTAL
No	1	-	-	-	-	-	-	-	-	-	88.5	-	-	4.1
Yes	2	-	-	-	-	-	-	-	-	-	11.5	-	-	0.5
IAP	-1	100.0	100.0	100.0	100.0	100.0	100.0	100.0	100.0	100.0	0.0	100.0	100.0	95.3
N		7276	1508	1599	1576	1535	1396	1294	1370	1051	1031	1205	1230	22071

\* SHOW CARD

\*\*\* Keyword: Suicide

**Table 619 R's experience of having a suicide plan during the past month**

[Questionnaire] Did you ever think about or have experienced each of the following in the past?... In the past month did you... Have a suicide plan?

[VAR] PLANSUI

RESPONSE	PUNCH	03-07	2008	2009	2010	2011	2012	2013	2014	2016	2018	2021	2023	TOTAL
No	1	-	-	98.6	-	-	97.2	-	-	-	-	-	-	13.3
Yes	2	-	-	1.4	-	-	2.8	-	-	-	-	-	-	0.3
DK/NA	-8	-	-	0.0	-	-	0.0	-	-	-	-	-	-	0.0
IAP	-1	100.0	100.0	0.0	100.0	100.0	0.0	100.0	100.0	100.0	100.0	100.0	100.0	86.4
N		7276	1508	1599	1576	1535	1396	1294	1370	1051	1031	1205	1230	22071

\*\* 2012 RESPONSE: Yes, No

\*\*\* Keyword: Suicide

**Table 619-1 R's experience of having a suicide plan during the past year**

[Questionnaire] Did you ever think about or have experienced each of the following in the past?... In the past year did you... Have a suicide plan?

[VAR] PLANSUIYR

RESPONSE	PUNCH	03-07	2008	2009	2010	2011	2012	2013	2014	2016	2018	2021	2023	TOTAL
No	1	-	-	-	-	-	-	-	-	-	97.5	-	-	4.5
Yes	2	-	-	-	-	-	-	-	-	-	2.4	-	-	0.1
DK/NA	-8	-	-	-	-	-	-	-	-	-	0.1	-	-	0.0
IAP	-1	100.0	100.0	100.0	100.0	100.0	100.0	100.0	100.0	100.0	0.0	100.0	100.0	95.3
N		7276	1508	1599	1576	1535	1396	1294	1370	1051	1031	1205	1230	22071

\* SHOW CARD

\*\*\* Keyword: Suicide

**Table 620 R's experience of attempting a suicide during the past month**

[Questionnaire] Did you ever think about or have experienced each of the following in the past?... In the past month did you... Attempt suicide?

[VAR] ATMTSUI

RESPONSE	PUNCH	03-07	2008	2009	2010	2011	2012	2013	2014	2016	2018	2021	2023	TOTAL
No	1	-	-	98.3	-	-	98.1	-	-	-	-	-	-	13.3
Yes	2	-	-	1.7	-	-	1.9	-	-	-	-	-	-	0.2
DK/NA	-8	-	-	0.0	-	-	0.0	-	-	-	-	-	-	0.0
IAP	-1	100.0	100.0	0.0	100.0	100.0	0.0	100.0	100.0	100.0	100.0	100.0	100.0	86.4
N		7276	1508	1599	1576	1535	1396	1294	1370	1051	1031	1205	1230	22071

\*\* 2012 RESPONSE: Yes, No

\*\*\* Keyword: Suicide



**Table 620–1 R's experience of attempting a suicide during the past year**

[Questionnaire] Did you ever think about or have experienced each of the following in the past?... In the past year did you... Attempt suicide?

[VAR] ATMTSUIYR

RESPONSE	PUNCH	03-07	2008	2009	2010	2011	2012	2013	2014	2016	2018	2021	2023	TOTAL
No	1	–	–	–	–	–	–	–	–	–	98.5	–	–	4.6
Yes	2	–	–	–	–	–	–	–	–	–	1.4	–	–	0.1
DK/NA	–8	–	–	–	–	–	–	–	–	–	0.1	–	–	0.0
IAP	–1	100.0	100.0	100.0	100.0	100.0	100.0	100.0	100.0	100.0	0.0	100.0	100.0	95.3
N		7276	1508	1599	1576	1535	1396	1294	1370	1051	1031	1205	1230	22071

\* SHOW CARD

\*\*\* Keyword: Suicide

**Table 621 R's experience of attempting a suicide ever in his/her life**

[Questionnaire] Did you ever think about or have experienced each of the following in the past?... In your lifetime... Did you ever make a suicide attempt?

[VAR] COMMTSUI

RESPONSE	PUNCH	03-07	2008	2009	2010	2011	2012	2013	2014	2016	2018	2021	2023	TOTAL
No	1	–	–	88.4	–	–	88.8	–	–	–	–	–	–	12.0
Yes	2	–	–	11.4	–	–	11.2	–	–	–	–	–	–	1.5
DK/NA	–8	–	–	0.3	–	–	0.0	–	–	–	–	–	–	0.0
IAP	–1	100.0	100.0	0.0	100.0	100.0	0.0	100.0	100.0	100.0	100.0	100.0	100.0	86.4
N		7276	1508	1599	1576	1535	1396	1294	1370	1051	1031	1205	1230	22071

\*\* 2012 RESPONSE: Yes, No

\*\*\* Keyword: Suicide

**Table 622 Someone close to R thinks about suicide**

[Questionnaire] Please answer if the following item applies to you or not... There is someone close to me who thinks about suicide

[VAR] SUKNEW1

RESPONSE	PUNCH	03-07	2008	2009	2010	2011	2012	2013	2014	2016	2018	2021	2023	TOTAL
Yes	1	–	–	13.9	–	–	–	–	–	–	–	–	–	1.0
No	2	–	–	85.9	–	–	–	–	–	–	–	–	–	6.2
DK/NA	–8	–	–	0.2	–	–	–	–	–	–	–	–	–	0.0
IAP	–1	100.0	100.0	0.0	100.0	100.0	100.0	100.0	100.0	100.0	100.0	100.0	100.0	92.8
N		7276	1508	1599	1576	1535	1396	1294	1370	1051	1031	1205	1230	22071

\*\*\* Keyword: Suicide

**Table 623 Someone close to R attempted suicide but failed**

[Questionnaire] Please answer if the following item applies to you or not... There is someone close to me who attempted to suicide but failed

[VAR] SUKNEW2

RESPONSE	PUNCH	03-07	2008	2009	2010	2011	2012	2013	2014	2016	2018	2021	2023	TOTAL
Yes	1	–	–	9.4	–	–	–	–	–	–	–	–	–	0.7
No	2	–	–	90.4	–	–	–	–	–	–	–	–	–	6.6
DK/NA	–8	–	–	0.2	–	–	–	–	–	–	–	–	–	0.0
IAP	–1	100.0	100.0	0.0	100.0	100.0	100.0	100.0	100.0	100.0	100.0	100.0	100.0	92.8
N		7276	1508	1599	1576	1535	1396	1294	1370	1051	1031	1205	1230	22071

\*\*\* Keyword: Suicide

**Table 624 Someone close to R committed suicide**

[Questionnaire] Please answer if the following item applies to you or not... There is someone close to me who committed suicide.

[VAR] SUKNEW3

RESPONSE	PUNCH	03-07	2008	2009	2010	2011	2012	2013	2014	2016	2018	2021	2023	TOTAL
Yes	1	–	–	16.9	–	–	–	–	–	–	–	–	–	1.2
No	2	–	–	83.1	–	–	–	–	–	–	–	–	–	6.0
IAP	–1	100.0	100.0	0.0	100.0	100.0	100.0	100.0	100.0	100.0	100.0	100.0	100.0	92.8
N		7276	1508	1599	1576	1535	1396	1294	1370	1051	1031	1205	1230	22071

\*\*\* Keyword: Suicide

**Table 625 I believe that human beings born again in some way after death and such procedures are repeated**

[Questionnaire] Please indicate the extent to which you agree or disagree with each of the following statements?... I believe that human beings born again in some way after death and such procedures are repeated

[VAR] DEATH1

RESPONSE	PUNCH	03-07	2008	2009	2010	2011	2012	2013	2014	2016	2018	2021	2023	TOTAL
Strongly agree	1	–	–	8.4	–	–	–	–	–	–	–	–	–	0.6
Agree	2	–	–	36.4	–	–	–	–	–	–	–	–	–	2.6
Disagree	3	–	–	27.4	–	–	–	–	–	–	–	–	–	2.0
Strongly disagree	4	–	–	27.6	–	–	–	–	–	–	–	–	–	2.0
DK/NA	–8	–	–	0.2	–	–	–	–	–	–	–	–	–	0.0
IAP	–1	100.0	100.0	0.0	100.0	100.0	100.0	100.0	100.0	100.0	100.0	100.0	100.0	92.8
N		7276	1508	1599	1576	1535	1396	1294	1370	1051	1031	1205	1230	22071

\* SHOW CARD



**Table 626 I believe that human beings go to a better world after death**

[Questionnaire] Please indicate the extent to which you agree or disagree with each of the following statements?... I

believe that human beings go to a better world after death

[VAR] DEATH2

RESPONSE	PUNCH	03-07	2008	2009	2010	2011	2012	2013	2014	2016	2018	2021	2023	TOTAL
Strongly agree	1	-	-	15.7	-	-	-	-	-	-	-	-	-	1.1
Agree	2	-	-	32.5	-	-	-	-	-	-	-	-	-	2.4
Disagree	3	-	-	32.1	-	-	-	-	-	-	-	-	-	2.3
Strongly disagree	4	-	-	19.4	-	-	-	-	-	-	-	-	-	1.4
DK/NA	-8	-	-	0.3	-	-	-	-	-	-	-	-	-	0.0
IAP	-1	100.0	100.0	0.0	100.0	100.0	100.0	100.0	100.0	100.0	100.0	100.0	100.0	92.8
N		7276	1508	1599	1576	1535	1396	1294	1370	1051	1031	1205	1230	22071

\* SHOW CARD

**Table 627 I think death means liberation from the suffering from life**

[Questionnaire] Please indicate the extent to which you agree or disagree with each of the following statements?... I

think death means a liberation from the suffering from life

[VAR] DEATH3

RESPONSE	PUNCH	03-07	2008	2009	2010	2011	2012	2013	2014	2016	2018	2021	2023	TOTAL
Strongly agree	1	-	-	10.5	-	-	-	-	-	-	-	-	-	0.8
Agree	2	-	-	29.5	-	-	-	-	-	-	-	-	-	2.1
Disagree	3	-	-	41.2	-	-	-	-	-	-	-	-	-	3.0
Strongly disagree	4	-	-	18.5	-	-	-	-	-	-	-	-	-	1.3
DK/NA	-8	-	-	0.3	-	-	-	-	-	-	-	-	-	0.0
IAP	-1	100.0	100.0	0.0	100.0	100.0	100.0	100.0	100.0	100.0	100.0	100.0	100.0	92.8
N		7276	1508	1599	1576	1535	1396	1294	1370	1051	1031	1205	1230	22071

\* SHOW CARD

\*\*\* Keyword: Suffering

**Table 628 Once you die, you can't pursue the meaning of life any more**

[Questionnaire] Please indicate the extent to which you agree or disagree with each of the following statements?... Once

you die, you can't pursue the meaning of life any more

[VAR] DEATH4

RESPONSE	PUNCH	03-07	2008	2009	2010	2011	2012	2013	2014	2016	2018	2021	2023	TOTAL
Strongly agree	1	-	-	33.7	-	-	-	-	-	-	-	-	-	2.4
Agree	2	-	-	44.4	-	-	-	-	-	-	-	-	-	3.2
Disagree	3	-	-	14.8	-	-	-	-	-	-	-	-	-	1.1
Strongly disagree	4	-	-	6.8	-	-	-	-	-	-	-	-	-	0.5
DK/NA	-8	-	-	0.4	-	-	-	-	-	-	-	-	-	0.0
IAP	-1	100.0	100.0	0.0	100.0	100.0	100.0	100.0	100.0	100.0	100.0	100.0	100.0	92.8
N		7276	1508	1599	1576	1535	1396	1294	1370	1051	1031	1205	1230	22071

\* SHOW CARD

\*\*\* Keyword: Life

**Table 629 If I die now, my family will be greatly disappointed**

[Questionnaire] Please indicate the extent to which you agree or disagree with each of the following statements?... If I

die now, my family will be greatly disappointed

[VAR] DEATH5

RESPONSE	PUNCH	03-07	2008	2009	2010	2011	2012	2013	2014	2016	2018	2021	2023	TOTAL
Strongly agree	1	-	-	67.5	-	-	-	-	-	-	-	-	-	4.9
Agree	2	-	-	27.0	-	-	-	-	-	-	-	-	-	2.0
Disagree	3	-	-	4.3	-	-	-	-	-	-	-	-	-	0.3
Strongly disagree	4	-	-	1.0	-	-	-	-	-	-	-	-	-	0.1
DK/NA	-8	-	-	0.3	-	-	-	-	-	-	-	-	-	0.0
IAP	-1	100.0	100.0	0.0	100.0	100.0	100.0	100.0	100.0	100.0	100.0	100.0	100.0	92.8
N		7276	1508	1599	1576	1535	1396	1294	1370	1051	1031	1205	1230	22071

\* SHOW CARD

\*\*\* Keyword: Family Members

**Table 630 World will not change in spite of my death**

[Questionnaire] Please indicate the extent to which you agree or disagree with each of the following statements?... World

will not change in spite of my death

[VAR] DEATH6

RESPONSE	PUNCH	03-07	2008	2009	2010	2011	2012	2013	2014	2016	2018	2021	2023	TOTAL
Strongly agree	1	-	-	63.2	-	-	-	-	-	-	-	-	-	4.6
Agree	2	-	-	28.8	-	-	-	-	-	-	-	-	-	2.1
Disagree	3	-	-	5.4	-	-	-	-	-	-	-	-	-	0.4
Strongly disagree	4	-	-	2.4	-	-	-	-	-	-	-	-	-	0.2
DK/NA	-8	-	-	0.2	-	-	-	-	-	-	-	-	-	0.0
IAP	-1	100.0	100.0	0.0	100.0	100.0	100.0	100.0	100.0	100.0	100.0	100.0	100.0	92.8
N		7276	1508	1599	1576	1535	1396	1294	1370	1051	1031	1205	1230	22071

\* SHOW CARD



**Table 631 I don't have any reservation about the death**

[Questionnaire] Please indicate the extent to which you agree or disagree with each of the following statements?... I

don't have any reservation about the death

[VAR] DEATH7

RESPONSE	PUNCH	03-07	2008	2009	2010	2011	2012	2013	2014	2016	2018	2021	2023	TOTAL
Strongly agree	1	-	-	21.1	-	-	-	-	-	-	-	-	-	1.5
Agree	2	-	-	35.3	-	-	-	-	-	-	-	-	-	2.6
Disagree	3	-	-	26.6	-	-	-	-	-	-	-	-	-	1.9
Strongly disagree	4	-	-	16.8	-	-	-	-	-	-	-	-	-	1.2
DK/NA	-8	-	-	0.3	-	-	-	-	-	-	-	-	-	0.0
IAP	-1	100.0	100.0	0.0	100.0	100.0	100.0	100.0	100.0	100.0	100.0	100.0	100.0	92.8
N		7276	1508	1599	1576	1535	1396	1294	1370	1051	1031	1205	1230	22071

\* SHOW CARD

**Table 632 I often think about the death of myself**

[Questionnaire] Please indicate the extent to which you agree or disagree with each of the following statements?... I often

think about the death of myself

[VAR] DEATH8

RESPONSE	PUNCH	03-07	2008	2009	2010	2011	2012	2013	2014	2016	2018	2021	2023	TOTAL
Strongly agree	1	-	-	10.9	-	-	-	-	-	-	-	-	-	0.8
Agree	2	-	-	42.4	-	-	-	-	-	-	-	-	-	3.1
Disagree	3	-	-	23.7	-	-	-	-	-	-	-	-	-	1.7
Strongly disagree	4	-	-	22.5	-	-	-	-	-	-	-	-	-	1.6
DK/NA	-8	-	-	0.5	-	-	-	-	-	-	-	-	-	0.0
IAP	-1	100.0	100.0	0.0	100.0	100.0	100.0	100.0	100.0	100.0	100.0	100.0	100.0	92.8
N		7276	1508	1599	1576	1535	1396	1294	1370	1051	1031	1205	1230	22071

\* SHOW CARD

**Table 633 I will never choose the suicide despites all my serious economic, physical or mental problems in the future**

[Questionnaire] Please indicate the extent to which you agree or disagree with each of the following statements?... I will

never choose the suicide despites all my serious economic, physical or mental problems in the future

[VAR] DEATH9

RESPONSE	PUNCH	03-07	2008	2009	2010	2011	2012	2013	2014	2016	2018	2021	2023	TOTAL
Strongly agree	1	-	-	70.4	-	-	-	-	-	-	-	-	-	5.1
Agree	2	-	-	21.1	-	-	-	-	-	-	-	-	-	1.5
Disagree	3	-	-	5.1	-	-	-	-	-	-	-	-	-	0.4
Strongly disagree	4	-	-	2.9	-	-	-	-	-	-	-	-	-	0.2
DK/NA	-8	-	-	0.4	-	-	-	-	-	-	-	-	-	0.0
IAP	-1	100.0	100.0	0.0	100.0	100.0	100.0	100.0	100.0	100.0	100.0	100.0	100.0	92.8
N		7276	1508	1599	1576	1535	1396	1294	1370	1051	1031	1205	1230	22071

\* SHOW CARD

\*\*\* Keyword: Suicide

**Table 634 Willingness to donate organs**

[Questionnaire] Supposing that you come to become brain-dead, do you have an intention to donate your organs to those who need them?

[VAR] ORGAN

RESPONSE	PUNCH	03-07	2008	2009	2010	2011	2012	2013	2014	2016	2018	2021	2023	TOTAL
Yes	1	-	-	65.1	-	-	-	-	-	70.9	-	-	-	8.1
No	2	-	-	24.4	-	-	-	-	-	24.5	-	-	-	2.9
DK/NA	-8	-	-	10.5	-	-	-	-	-	4.7	-	-	-	1.0
IAP	-1	100.0	100.0	0.0	100.0	100.0	100.0	100.0	100.0	0.0	100.0	100.0	100.0	88.0
N		7276	1508	1599	1576	1535	1396	1294	1370	1051	1031	1205	1230	22071

\* SHOW CARD(16)

**Table 635 R's religion**

[Questionnaire] What is your religion?

[VAR] RELIG

RESPONSE	PUNCH	03-07	2008	2009	2010	2011	2012	2013	2014	2016	2018	2021	2023	TOTAL
Buddhist	1	27.4	24.2	25.7	24.9	25.7	26.4	23.8	20.6	22.8	18.9	19.5	16.2	24.4
Protestant	2	22.0	26.1	24.2	23.0	23.3	20.6	22.4	24.5	21.3	19.7	15.3	17.0	21.9
Catholic	3	9.5	8.6	9.4	7.1	9.3	9.5	9.0	11.4	9.0	12.2	7.3	7.4	9.2
No religion	4	39.9	39.3	39.9	43.8	40.5	42.7	43.6	42.2	45.8	48.0	54.9	58.1	43.2
OTHER	77	1.2	1.8	0.9	1.2	1.2	0.8	1.2	1.3	1.0	0.8	1.0	0.2	1.1
DK/NA	-8	0.1	0.0	0.0	0.0	0.0	0.0	0.1	0.0	0.1	0.4	2.1	1.1	0.2
N		7276	1508	1599	1576	1535	1396	1294	1370	1051	1031	1205	1230	22071

\* SHOW CARD(16, 18)

\*\*\* Keyword: Religion

**Table 636 R's religious denomination (if R has any religion)**

[Questionnaire] What specific denomination is that, if any (PROBE FOR EXACT DENOMINATION)

[VAR] RELDEN

RESPONSE	PUNCH	03-07	2008	2009	2010	2011	2012	2013	2014	2016	2018	2021	2023	TOTAL
Catholic	1	-	8.6	-	-	-	-	-	-	-	-	-	-	0.6
Protestant	2	-	26.1	-	-	-	-	-	-	-	-	-	-	1.8
Buddhist	3	-	24.2	-	-	-	-	-	-	-	-	-	-	1.7
OTHER	4	-	1.8	-	-	-	-	-	-	-	-	-	-	0.1
IAP	-1	100.0	39.3	100.0	100.0	100.0	100.0	100.0	100.0	100.0	100.0	100.0	100.0	95.8
N		7276	1508	1599	1576	1535	1396	1294	1370	1051	1031	1205	1230	22071

\*\*\* Keyword: Religion, Denomination, Denomination



**Table 637 R's frequency of attending religious meetings**

[Questionnaire] How often do you attend religious services?

[VAR] ATTEND

RESPONSE	PUNCH	03-07	2008	2009	2010	2011	2012	2013	2014	2016	2018	2021	2023	TOTAL
A few times a week	1	9.8	10.9	11.6	9.0	8.8	8.8	8.4	10.4	7.6	6.9	1.5	3.8	8.7
Once a week	2	13.1	14.8	14.2	13.3	14.1	12.4	15.9	16.3	12.6	14.2	11.0	14.8	13.7
Twice or three times a month	3	4.7	4.3	5.1	3.5	3.8	4.7	3.6	3.3	4.2	3.8	4.5	2.0	4.2
Once a month	4	5.7	4.8	4.3	5.8	4.6	3.9	4.3	5.3	4.4	4.3	3.6	2.0	4.8
Several times a year	5	15.4	14.1	14.7	13.7	13.9	11.8	12.3	11.3	13.6	11.4	8.8	8.1	13.3
Once a year	6	4.8	4.3	3.9	4.8	5.2	5.9	5.3	5.0	5.9	3.9	4.1	3.4	4.7
Less than once a year	7	2.4	3.0	3.3	2.2	3.1	3.0	2.2	2.4	3.2	3.8	2.6	3.7	2.7
Never	8	28.9	43.1	42.5	46.4	45.8	48.8	46.1	46.1	48.3	49.8	59.0	60.2	41.9
DK/NA	-8	0.5	0.7	0.5	1.4	0.7	0.7	1.9	0.1	0.2	2.0	4.8	1.9	1.0
IAP	-1	14.8	0.0	0.0	0.0	0.0	0.0	0.0	0.0	0.0	0.0	0.0	0.0	4.9
N		7276	1508	1599	1576	1535	1396	1294	1370	1051	1031	1205	1230	22071

\*\*\* Keyword: Religion, Religious Services

**Table 638 R's religiousness**

[Questionnaire] Do you call yourself a strong, or not a very strong follower of your religion?

[VAR] RELITEN

RESPONSE	PUNCH	03-07	2008	2009	2010	2011	2012	2013	2014	2016	2018	2021	2023	TOTAL
Strong	1	11.4	12.3	11.8	11.5	12.2	10.5	11.4	9.7	8.8	10.1	5.1	5.6	10.5
Somewhat strong	2	15.7	17.2	18.0	15.0	15.2	17.3	17.8	17.7	18.0	16.1	16.3	16.5	16.4
Not very strong	3	32.2	30.0	29.7	28.7	31.5	29.1	26.3	29.6	26.8	25.0	20.7	18.2	28.9
DK/NA	-8	0.8	1.3	0.7	1.0	0.6	0.5	0.9	0.8	0.5	0.4	0.8	0.4	0.8
IAP	-1	39.9	39.3	39.9	43.8	40.5	42.7	43.7	42.2	45.9	48.4	57.0	59.3	43.4
N		7276	1508	1599	1576	1535	1396	1294	1370	1051	1031	1205	1230	22071

\* SHOW CARD(16, 18)

\*\*\* Keyword: Belief, Religion

**Table 639 Influence of the religion (if R has religion)**

[Questionnaire] To what extent do you think your belief in the religion you follow has influence on your life?

[VAR] RELAFFCT

RESPONSE	PUNCH	03-07	2008	2009	2010	2011	2012	2013	2014	2016	2018	2021	2023	TOTAL
Very influential	1	-	-	18.4	-	-	-	-	-	-	-	-	-	1.3
Somewhat influential	2	-	-	26.1	-	-	-	-	-	-	-	-	-	1.9
Not too influential	3	-	-	13.6	-	-	-	-	-	-	-	-	-	1.0
Not influential at all	4	-	-	1.8	-	-	-	-	-	-	-	-	-	0.1
DK/NA	-8	-	-	0.3	-	-	-	-	-	-	-	-	-	0.0
IAP	-1	100.0	100.0	39.8	100.0	100.0	100.0	100.0	100.0	100.0	100.0	100.0	100.0	95.6
N		7276	1508	1599	1576	1535	1396	1294	1370	1051	1031	1205	1230	22071

\*\*\* Keyword: Belief, Religion

**Table 640 Conflict between what R think in right and the teachings of the religion**

[Questionnaire] (IF YOU HAVE A RELIGION) What would you do if there is a conflict between what you think in right and the teachings of the religion in daily life?

[VAR] RELTEACH

RESPONSE	PUNCH	03-07	2008	2009	2010	2011	2012	2013	2014	2016	2018	2021	2023	TOTAL
What I think is right	1	-	-	-	-	-	-	-	-	-	10.7	-	-	0.5
	2	-	-	-	-	-	-	-	-	-	6.5	-	-	0.3
	3	-	-	-	-	-	-	-	-	-	8.4	-	-	0.4
	4	-	-	-	-	-	-	-	-	-	7.9	-	-	0.4
	5	-	-	-	-	-	-	-	-	-	6.1	-	-	0.3
	6	-	-	-	-	-	-	-	-	-	4.7	-	-	0.2
The teachings of religion	7	-	-	-	-	-	-	-	-	-	5.6	-	-	0.3
DK/NA	-8	-	-	-	-	-	-	-	-	-	1.7	-	-	0.1
IAP	-1	100.0	100.0	100.0	100.0	100.0	100.0	100.0	100.0	100.0	48.4	100.0	100.0	97.6
N		7276	1508	1599	1576	1535	1396	1294	1370	1051	1031	1205	1230	22071

\* SHOW CARD

\*\*\* Keyword: Religion, Belief

**Table 641 Dead person can affects descendants**

[Questionnaire] Do you think the soul of a dead person can affect descendants?

[VAR] SOULDESC

RESPONSE	PUNCH	03-07	2008	2009	2010	2011	2012	2013	2014	2016	2018	2021	2023	TOTAL
Strongly agree	1	-	-	-	-	-	-	-	-	-	3.4	-	-	0.2
Agree	2	-	-	-	-	-	-	-	-	-	11.9	-	-	0.6
Neither agree nor disagree	3	-	-	-	-	-	-	-	-	-	24.5	-	-	1.1
Disagree	4	-	-	-	-	-	-	-	-	-	39.2	-	-	1.8
Strongly disagree	5	-	-	-	-	-	-	-	-	-	17.3	-	-	0.8
DK/NA	-8	-	-	-	-	-	-	-	-	-	3.6	-	-	0.2
IAP	-1	100.0	100.0	100.0	100.0	100.0	100.0	100.0	100.0	100.0	0.0	100.0	100.0	95.3
N		7276	1508	1599	1576	1535	1396	1294	1370	1051	1031	1205	1230	22071

\* SHOW CARD

\*\*\* Keyword: Religion, Descendants



**Table 642 Considering spouse's religion**

[Questionnaire] When you choose a spouse, how seriously do you consider his or her religion? (If you married) how seriously did you consider his or her religion?

[VAR] RELIGSPOS

RESPONSE	PUNCH	03-07	2008	2009	2010	2011	2012	2013	2014	2016	2018	2021	2023	TOTAL
Very important	1	-	-	-	-	-	-	-	-	-	8.1	-	-	0.4
Important	2	-	-	-	-	-	-	-	-	-	12.5	-	-	0.6
Neither important nor unimportant	3	-	-	-	-	-	-	-	-	-	23.5	-	-	1.1
Unimportant	4	-	-	-	-	-	-	-	-	-	35.5	-	-	1.7
Very unimportant	5	-	-	-	-	-	-	-	-	-	18.7	-	-	0.9
DK/NA	-8	-	-	-	-	-	-	-	-	-	1.7	-	-	0.1
IAP	-1	100.0	100.0	100.0	100.0	100.0	100.0	100.0	100.0	100.0	0.0	100.0	100.0	95.3
N		7276	1508	1599	1576	1535	1396	1294	1370	1051	1031	1205	1230	22071

\* SHOW CARD

\*\*\* Keyword: Spouse, Religion

**Table 643 Religious funeral**

[Questionnaire] Which religious funeral do you (or your family) follow?

[VAR] RELFUNER

RESPONSE	PUNCH	03-07	2008	2009	2010	2011	2012	2013	2014	2016	2018	2021	2023	TOTAL
Buddhist	1	-	-	-	-	-	-	-	-	-	21.7	-	-	1.0
Pretestant	2	-	-	-	-	-	-	-	-	-	18.2	-	-	0.8
Catholic	3	-	-	-	-	-	-	-	-	-	9.9	-	-	0.5
Confucius	4	-	-	-	-	-	-	-	-	-	21.7	-	-	1.0
Folk religion (shamanism)	5	-	-	-	-	-	-	-	-	-	1.3	-	-	0.1
New religion	6	-	-	-	-	-	-	-	-	-	0.0	-	-	0.0
Not interested	7	-	-	-	-	-	-	-	-	-	23.6	-	-	1.1
DK/NA	-8	-	-	-	-	-	-	-	-	-	3.7	-	-	0.2
IAP	-1	100.0	100.0	100.0	100.0	100.0	100.0	100.0	100.0	100.0	0.0	100.0	100.0	95.3
N		7276	1508	1599	1576	1535	1396	1294	1370	1051	1031	1205	1230	22071

\* SHOW CARD

\*\*\* Keyword: Family Members, Religion, Funeral

**Table 644 Religious factor of Yoga or diet therapy**

[Questionnaire] Do you think there is any religious (spiritual) factor affecting the background of yoga or diet therapy?

[VAR] SPIRITUL

RESPONSE	PUNCH	03-07	2008	2009	2010	2011	2012	2013	2014	2016	2018	2021	2023	TOTAL
Strongly agree	1	-	-	-	-	-	-	-	-	-	2.4	-	-	0.1
Agree	2	-	-	-	-	-	-	-	-	-	10.9	-	-	0.5
Neither agree nor disagree	3	-	-	-	-	-	-	-	-	-	22.8	-	-	1.1
Disagree	4	-	-	-	-	-	-	-	-	-	39.0	-	-	1.8
Strongly disagree	5	-	-	-	-	-	-	-	-	-	17.6	-	-	0.8
DK/NA	-8	-	-	-	-	-	-	-	-	-	7.4	-	-	0.3
IAP	-1	100.0	100.0	100.0	100.0	100.0	100.0	100.0	100.0	100.0	0.0	100.0	100.0	95.3
N		7276	1508	1599	1576	1535	1396	1294	1370	1051	1031	1205	1230	22071

\* SHOW CARD

\*\*\* Keyword: Religion, Yoga, Diet

**Table 645 Descendants will have a gook luck if R cultivate virtue**

[Questionnaire] Do you think your descendants will have a gook luck if you cultivate virtue?

[VAR] VIRTUECHD

RESPONSE	PUNCH	03-07	2008	2009	2010	2011	2012	2013	2014	2016	2018	2021	2023	TOTAL
Strongly agree	1	-	-	-	-	-	-	-	-	-	19.2	-	-	0.9
Agree	2	-	-	-	-	-	-	-	-	-	33.3	-	-	1.6
Neither agree nor disagree	3	-	-	-	-	-	-	-	-	-	23.7	-	-	1.1
Disagree	4	-	-	-	-	-	-	-	-	-	15.3	-	-	0.7
Strongly disagree	5	-	-	-	-	-	-	-	-	-	6.9	-	-	0.3
DK/NA	-8	-	-	-	-	-	-	-	-	-	1.6	-	-	0.1
IAP	-1	100.0	100.0	100.0	100.0	100.0	100.0	100.0	100.0	100.0	0.0	100.0	100.0	95.3
N		7276	1508	1599	1576	1535	1396	1294	1370	1051	1031	1205	1230	22071

\* SHOW CARD

\*\*\* Keyword: Virtue, Descendant

**Table 646 Experience of praying in an emergency or a critical situation**

[Questionnaire] Have you ever prayed in an emergency or a critical situation?

[VAR] PRAYHELP

RESPONSE	PUNCH	03-07	2008	2009	2010	2011	2012	2013	2014	2016	2018	2021	2023	TOTAL
Always	1	-	-	-	-	-	-	-	-	-	14.3	-	-	0.7
Yes	2	-	-	-	-	-	-	-	-	-	38.0	-	-	1.8
Usually	3	-	-	-	-	-	-	-	-	-	17.4	-	-	0.8
No	4	-	-	-	-	-	-	-	-	-	16.8	-	-	0.8
Not at all	5	-	-	-	-	-	-	-	-	-	12.5	-	-	0.6
DK/NA	-8	-	-	-	-	-	-	-	-	-	1.1	-	-	0.0
IAP	-1	100.0	100.0	100.0	100.0	100.0	100.0	100.0	100.0	100.0	0.0	100.0	100.0	95.3
N		7276	1508	1599	1576	1535	1396	1294	1370	1051	1031	1205	1230	22071

\* SHOW CARD

\*\*\* Keyword: Pray, Wish



**Table 647 First thought when R hear somebody saying “I have a religion”**

[Questionnaire] What is your first thought when you hear somebody saying “I have a religion”?

[VAR] RELTHINK

RESPONSE	PUNCH	03-07	2008	2009	2010	2011	2012	2013	2014	2016	2018	2021	2023	TOTAL
"I have a religion" means having a knowledge of doctrine or teaching emphasized in religion	1	-	-	-	-	-	-	-	-	-	13.4	-	-	0.6
"I have a religion" means believing in the existence of God, spirits, or ghosts	2	-	-	-	-	-	-	-	-	-	15.0	-	-	0.7
"I have a religion" means practicing religious teachings or doctrines	3	-	-	-	-	-	-	-	-	-	36.7	-	-	1.7
"I have a religion" means attending religious events whether regularly or irregularly	4	-	-	-	-	-	-	-	-	-	10.9	-	-	0.5
"I have a religion" means that there is a preferred religion	5	-	-	-	-	-	-	-	-	-	21.3	-	-	1.0
DK/NA	-8	-	-	-	-	-	-	-	-	-	2.8	-	-	0.1
IAP	-1	100.0	100.0	100.0	100.0	100.0	100.0	100.0	100.0	100.0	0.0	100.0	100.0	95.3
N		7276	1508	1599	1576	1535	1396	1294	1370	1051	1031	1205	1230	22071

\* SHOW CARD

\*\*\* Keyword: Religion

**Table 648 Whether R considers himself/herself as Confucian**

[Questionnaire] (Regardless of your religious affiliation) do you consider yourself a Confucian?

[VAR] CONFUCIN

RESPONSE	PUNCH	03-07	2008	2009	2010	2011	2012	2013	2014	2016	2018	2021	2023	TOTAL
Yes	1	-	-	-	-	-	-	-	-	49.6	-	-	-	2.4
No	2	-	-	-	-	-	-	-	-	47.4	-	-	-	2.3
DK/NA	-8	-	-	-	-	-	-	-	-	3.0	-	-	-	0.1
IAP	-1	100.0	100.0	100.0	100.0	100.0	100.0	100.0	100.0	0.0	100.0	100.0	100.0	95.2
N		7276	1508	1599	1576	1535	1396	1294	1370	1051	1031	1205	1230	22071

\* SHOW CARD

\*\*\* Keyword: Religion, Belief

**Table 649 Rituals for the deceased family members: Confucian**

[Questionnaire] Do you consider the rites for your deceased family members to be: [multiple choice]... Confucian

[VAR] RITECONF

RESPONSE	PUNCH	03-07	2008	2009	2010	2011	2012	2013	2014	2016	2018	2021	2023	TOTAL
No	0	-	-	-	-	-	-	-	-	45.7	-	-	-	2.2
Yes	1	-	-	-	-	-	-	-	-	54.3	-	-	-	2.6
IAP	-1	100.0	100.0	100.0	100.0	100.0	100.0	100.0	100.0	0.0	100.0	100.0	100.0	95.2
N		7276	1508	1599	1576	1535	1396	1294	1370	1051	1031	1205	1230	22071

\* SHOW CARD

\*\*\* Keyword: Religion, Rite

**Table 650 Rituals for the deceased family members: Buddhist**

[Questionnaire] Do you consider the rites for your deceased family members to be: [multiple choice]... Buddhist

[VAR] RITEBUDD

RESPONSE	PUNCH	03-07	2008	2009	2010	2011	2012	2013	2014	2016	2018	2021	2023	TOTAL
No	0	-	-	-	-	-	-	-	-	72.3	-	-	-	3.4
Yes	1	-	-	-	-	-	-	-	-	27.7	-	-	-	1.3
IAP	-1	100.0	100.0	100.0	100.0	100.0	100.0	100.0	100.0	0.0	100.0	100.0	100.0	95.2
N		7276	1508	1599	1576	1535	1396	1294	1370	1051	1031	1205	1230	22071

\* SHOW CARD

\*\*\* Keyword: Religion, Rite

**Table 651 Rituals for the deceased family members: Shinto**

[Questionnaire] Do you consider the rites for your deceased family members to be: [multiple choice]... Shinto

[VAR] RITESHIN

RESPONSE	PUNCH	03-07	2008	2009	2010	2011	2012	2013	2014	2016	2018	2021	2023	TOTAL
No	0	-	-	-	-	-	-	-	-	99.8	-	-	-	4.7
Yes	1	-	-	-	-	-	-	-	-	0.2	-	-	-	0.0
IAP	-1	100.0	100.0	100.0	100.0	100.0	100.0	100.0	100.0	0.0	100.0	100.0	100.0	95.2
N		7276	1508	1599	1576	1535	1396	1294	1370	1051	1031	1205	1230	22071

\* SHOW CARD

\*\*\* Keyword: Religion, Rite

**Table 652 Rituals for the deceased family members: Daoist**

[Questionnaire] Do you consider the rites for your deceased family members to be: [multiple choice]... Daoist

[VAR] RITETAOI

RESPONSE	PUNCH	03-07	2008	2009	2010	2011	2012	2013	2014	2016	2018	2021	2023	TOTAL
No	0	-	-	-	-	-	-	-	-	99.7	-	-	-	4.7
Yes	1	-	-	-	-	-	-	-	-	0.3	-	-	-	0.0
IAP	-1	100.0	100.0	100.0	100.0	100.0	100.0	100.0	100.0	0.0	100.0	100.0	100.0	95.2
N		7276	1508	1599	1576	1535	1396	1294	1370	1051	1031	1205	1230	22071

\* SHOW CARD

\*\*\* Keyword: Religion, Rite



**Table 653 ituals for the deceased family members: Christian**

[Questionnaire] Do you consider the rites for your deceased family members to be: [multiple choice]... Christian

[VAR] RITECHRI

RESPONSE	PUNCH	03-07	2008	2009	2010	2011	2012	2013	2014	2016	2018	2021	2023	TOTAL
No	0	-	-	-	-	-	-	-	-	75.6	-	-	-	3.6
Yes	1	-	-	-	-	-	-	-	-	24.4	-	-	-	1.2
IAP	-1	100.0	100.0	100.0	100.0	100.0	100.0	100.0	100.0	0.0	100.0	100.0	100.0	95.2
N		7276	1508	1599	1576	1535	1396	1294	1370	1051	1031	1205	1230	22071

\* SHOW CARD

\*\*\* Keyword: Religion, Rite

**Table 654 Rituals for the deceased family members: Muslim**

[Questionnaire] Do you consider the rites for your deceased family members to be: [multiple choice]... Muslim

[VAR] RITEISLA

RESPONSE	PUNCH	03-07	2008	2009	2010	2011	2012	2013	2014	2016	2018	2021	2023	TOTAL
No	0	-	-	-	-	-	-	-	-	99.9	-	-	-	4.8
Yes	1	-	-	-	-	-	-	-	-	0.1	-	-	-	0.0
IAP	-1	100.0	100.0	100.0	100.0	100.0	100.0	100.0	100.0	0.0	100.0	100.0	100.0	95.2
N		7276	1508	1599	1576	1535	1396	1294	1370	1051	1031	1205	1230	22071

\* SHOW CARD

\*\*\* Keyword: Religion, Rite

**Table 655 Rituals for the deceased family members: Others**

[Questionnaire] Do you consider the rites for your deceased family members to be: [multiple choice]... Others

[VAR] RITEOTH

RESPONSE	PUNCH	03-07	2008	2009	2010	2011	2012	2013	2014	2016	2018	2021	2023	TOTAL
No	0	-	-	-	-	-	-	-	-	97.6	-	-	-	4.6
Yes	1	-	-	-	-	-	-	-	-	2.4	-	-	-	0.1
IAP	-1	100.0	100.0	100.0	100.0	100.0	100.0	100.0	100.0	0.0	100.0	100.0	100.0	95.2
N		7276	1508	1599	1576	1535	1396	1294	1370	1051	1031	1205	1230	22071

\* SHOW CARD

\*\*\* Keyword: Religion, Rite

**Table 656 Rituals for the deceased family members: don't know**

[Questionnaire] Do you consider the rites for your deceased family members to be: [multiple choice]... Don't know

[VAR] RITEDK

RESPONSE	PUNCH	03-07	2008	2009	2010	2011	2012	2013	2014	2016	2018	2021	2023	TOTAL
No	0	-	-	-	-	-	-	-	-	97.4	-	-	-	4.6
Yes	1	-	-	-	-	-	-	-	-	2.6	-	-	-	0.1
IAP	-1	100.0	100.0	100.0	100.0	100.0	100.0	100.0	100.0	0.0	100.0	100.0	100.0	95.2
N		7276	1508	1599	1576	1535	1396	1294	1370	1051	1031	1205	1230	22071

\* SHOW CARD

\*\*\* Keyword: Religion, Rite

**Table 657 Frequency of conducting rituals for the deceased family members at their graveside**

[Questionnaire] How many times do you conduct rites for the spirits of your deceased family members (ancestors) at their grave side (cremation memorial)?

[VAR] RITEGRAV

RESPONSE	PUNCH	03-07	2008	2009	2010	2011	2012	2013	2014	2016	2018	2021	2023	TOTAL
Once per year	1	-	-	-	-	-	-	-	-	23.5	-	-	-	1.1
Twice per year	2	-	-	-	-	-	-	-	-	32.3	-	-	-	1.5
Three or four times per year	3	-	-	-	-	-	-	-	-	20.0	-	-	-	1.0
Four or more times per year	4	-	-	-	-	-	-	-	-	10.2	-	-	-	0.5
Never	5	-	-	-	-	-	-	-	-	13.6	-	-	-	0.6
DK/NA	-8	-	-	-	-	-	-	-	-	0.5	-	-	-	0.0
IAP	-1	100.0	100.0	100.0	100.0	100.0	100.0	100.0	100.0	0.0	100.0	100.0	100.0	95.2
N		7276	1508	1599	1576	1535	1396	1294	1370	1051	1031	1205	1230	22071

\* SHOW CARD

\*\*\* Keyword: Rite

**Table 658 Ritual frequency 1: Visit the tomb (ossuary)**

[Questionnaire] How many times do you conduct rites for the spirits of your deceased family members (ancestors) at their grave side (cremation memorial)? (Example: performing ancestral rituals, offering prayers, burning incense, offering food and/or wine)

[VAR] RITGRV23

RESPONSE	PUNCH	03-07	2008	2009	2010	2011	2012	2013	2014	2016	2018	2021	2023	TOTAL
Once per year	1	-	-	-	-	-	-	-	-	-	-	-	15.9	0.9
Twice per year	2	-	-	-	-	-	-	-	-	-	-	-	29.0	1.6
Three or four times per year	3	-	-	-	-	-	-	-	-	-	-	-	27.6	1.5
Five or more times per year	4	-	-	-	-	-	-	-	-	-	-	-	3.0	0.2
Never	5	-	-	-	-	-	-	-	-	-	-	-	24.4	1.4
DK/NA	-8	-	-	-	-	-	-	-	-	-	-	-	0.1	0.0
IAP	-1	100.0	100.0	100.0	100.0	100.0	100.0	100.0	100.0	100.0	100.0	100.0	100.0	94.4
N		7276	1508	1599	1576	1535	1396	1294	1370	1051	1031	1205	1230	22071

\* SHOW CARD

\*\*\* Keyword: Rite



**Table 659 Frequency of conducting rituals for the deceased family members at home**

[Questionnaire] How many times do you conduct rites for the spirits of your deceased family members (ancestors) at home?

[VAR] RITEHOME

RESPONSE	PUNCH	03-07	2008	2009	2010	2011	2012	2013	2014	2016	2018	2021	2023	TOTAL
Almost every day	1	-	-	-	-	-	-	-	-	0.7	-	-	-	0.0
Once or twice week	2	-	-	-	-	-	-	-	-	2.2	-	-	-	0.1
Once or twice per month	3	-	-	-	-	-	-	-	-	2.4	-	-	-	0.1
little time per year	4	-	-	-	-	-	-	-	-	48.7	-	-	-	2.3
Once a year	5	-	-	-	-	-	-	-	-	16.7	-	-	-	0.8
Never	6	-	-	-	-	-	-	-	-	29.2	-	-	-	1.4
DK/NA	-8	-	-	-	-	-	-	-	-	0.2	-	-	-	0.0
IAP	-1	100.0	100.0	100.0	100.0	100.0	100.0	100.0	100.0	0.0	100.0	100.0	100.0	95.2
N		7276	1508	1599	1576	1535	1396	1294	1370	1051	1031	1205	1230	22071

\* SHOW CARD

\*\*\* Keyword: Rite

**Table 660 Whether R has shrine or tablets for the spirits of the deceased family members**

[Questionnaire] Do you have a shrine or tablets at the home for the spirits of your deceased family members?

[VAR] SHRINE

RESPONSE	PUNCH	03-07	2008	2009	2010	2011	2012	2013	2014	2016	2018	2021	2023	TOTAL
Yes	1	-	-	-	-	-	-	-	-	4.9	-	-	-	0.2
No	2	-	-	-	-	-	-	-	-	94.6	-	-	-	4.5
DK/NA	-8	-	-	-	-	-	-	-	-	0.6	-	-	-	0.0
IAP	-1	100.0	100.0	100.0	100.0	100.0	100.0	100.0	100.0	0.0	100.0	100.0	100.0	95.2
N		7276	1508	1599	1576	1535	1396	1294	1370	1051	1031	1205	1230	22071

\* SHOW CARD

\*\*\* Keyword: Shrine

**Table 661 Living a Confucian way of life**

[Questionnaire] Do you think you live a Confucian way of life?

[VAR] CONFULIV

RESPONSE	PUNCH	03-07	2008	2009	2010	2011	2012	2013	2014	2016	2018	2021	2023	TOTAL
Yes	1	-	-	-	-	-	-	-	-	-	-	48.3	42.1	5.0
No	2	-	-	-	-	-	-	-	-	-	-	44.7	53.4	5.4
DK/NA	-8	-	-	-	-	-	-	-	-	-	-	7.0	4.5	0.6
IAP	-1	100.0	100.0	100.0	100.0	100.0	100.0	100.0	100.0	100.0	100.0	0.0	0.0	89.0
N		7276	1508	1599	1576	1535	1396	1294	1370	1051	1031	1205	1230	22071

\*\*\* Keyword: Religion

**Table 662 Confucian way of life: responsibility toward my family**

[Questionnaire] You have answered that you live a Confucian life. Tell us whether the following choices are your reasons for living a Confucian life... I feel a responsibility toward my family

[VAR] FAMRESPO

RESPONSE	PUNCH	03-07	2008	2009	2010	2011	2012	2013	2014	2016	2018	2021	2023	TOTAL
Yes	1	-	-	-	-	-	-	-	-	-	-	46.6	38.9	4.7
No	2	-	-	-	-	-	-	-	-	-	-	1.6	2.8	0.2
DK/NA	-8	-	-	-	-	-	-	-	-	-	-	0.1	0.4	0.0
IAP	-1	100.0	100.0	100.0	100.0	100.0	100.0	100.0	100.0	100.0	100.0	51.7	57.9	95.0
N		7276	1508	1599	1576	1535	1396	1294	1370	1051	1031	1205	1230	22071

\*\*\* Keyword: Family

**Table 663 Confucian way of life: values as part of Korean identity**

[Questionnaire] You have answered that you live a Confucian life. Tell us whether the following choices are your reasons for living a Confucian life... I regard Confucian values as part of Korean identity

[VAR] CONFUKOR

RESPONSE	PUNCH	03-07	2008	2009	2010	2011	2012	2013	2014	2016	2018	2021	2023	TOTAL
Yes	1	-	-	-	-	-	-	-	-	-	-	40.7	35.9	4.2
No	2	-	-	-	-	-	-	-	-	-	-	7.3	5.9	0.7
DK/NA	-8	-	-	-	-	-	-	-	-	-	-	0.3	0.3	0.0
IAP	-1	100.0	100.0	100.0	100.0	100.0	100.0	100.0	100.0	100.0	100.0	51.7	57.9	95.0
N		7276	1508	1599	1576	1535	1396	1294	1370	1051	1031	1205	1230	22071

\*\*\* Keyword: Korean

**Table 664 Confucian way of life: Confucian rituals and actions**

[Questionnaire] You have answered that you live a Confucian life. Tell us whether the following choices are your reasons for living a Confucian life... I place value on Confucian rituals and actions in my life

[VAR] CONFURIT

RESPONSE	PUNCH	03-07	2008	2009	2010	2011	2012	2013	2014	2016	2018	2021	2023	TOTAL
Yes	1	-	-	-	-	-	-	-	-	-	-	37.4	29.3	3.7
No	2	-	-	-	-	-	-	-	-	-	-	10.6	12.4	1.3
DK/NA	-8	-	-	-	-	-	-	-	-	-	-	0.2	0.3	0.0
IAP	-1	100.0	100.0	100.0	100.0	100.0	100.0	100.0	100.0	100.0	100.0	51.7	57.9	95.0
N		7276	1508	1599	1576	1535	1396	1294	1370	1051	1031	1205	1230	22071

\*\*\* Keyword: Rite



**Table 665 Confucian way of life: obligation towards my ancestors**

[Questionnaire] You have answered that you live a Confucian life. Tell us whether the following choices are your reasons for living a Confucian life... I feel an obligation towards my ancestors

[VAR] ANCEDUTY

RESPONSE	PUNCH	03-07	2008	2009	2010	2011	2012	2013	2014	2016	2018	2021	2023	TOTAL
Yes	1	-	-	-	-	-	-	-	-	-	-	36.0	32.1	3.8
No	2	-	-	-	-	-	-	-	-	-	-	12.0	9.8	1.2
DK/NA	-8	-	-	-	-	-	-	-	-	-	-	0.3	0.1	0.0
IAP	-1	100.0	100.0	100.0	100.0	100.0	100.0	100.0	100.0	100.0	100.0	51.7	57.9	95.0
N		7276	1508	1599	1576	1535	1396	1294	1370	1051	1031	1205	1230	22071

**Table 666 Confucian way of life: moral standards for life**

[Questionnaire] You have answered that you live a Confucian life. Tell us whether the following choices are your reasons for living a Confucian life... Confucian values are moral standards for life

[VAR] CONFUETH

RESPONSE	PUNCH	03-07	2008	2009	2010	2011	2012	2013	2014	2016	2018	2021	2023	TOTAL
Yes	1	-	-	-	-	-	-	-	-	-	-	35.2	32.4	3.7
No	2	-	-	-	-	-	-	-	-	-	-	12.2	8.9	1.2
DK/NA	-8	-	-	-	-	-	-	-	-	-	-	0.8	0.9	0.1
IAP	-1	100.0	100.0	100.0	100.0	100.0	100.0	100.0	100.0	100.0	100.0	51.7	57.9	95.0
N		7276	1508	1599	1576	1535	1396	1294	1370	1051	1031	1205	1230	22071

\*\*\* Keyword: Morality

**Table 667 Trustworthiness of the society (year 2003)**

[Questionnaire] Generally, how trustful do you perceive this society to be? A score of 1 indicates a society that is hardly trustful, while a score of 10 indicates a society that is very trustful.

[VAR] RELIAB03

RESPONSE	PUNCH	03-07	2008	2009	2010	2011	2012	2013	2014	2016	2018	2021	2023	TOTAL
Hardly trustful	1	1.2	-	-	-	-	-	-	-	-	-	-	-	0.4
2	2	0.5	-	-	-	-	-	-	-	-	-	-	-	0.2
3	3	2.1	-	-	-	-	-	-	-	-	-	-	-	0.7
4	4	2.8	-	-	-	-	-	-	-	-	-	-	-	0.9
Middle	5	5.8	-	-	-	-	-	-	-	-	-	-	-	1.9
6	6	2.5	-	-	-	-	-	-	-	-	-	-	-	0.8
7	7	1.7	-	-	-	-	-	-	-	-	-	-	-	0.6
8	8	0.9	-	-	-	-	-	-	-	-	-	-	-	0.3
9	9	0.1	-	-	-	-	-	-	-	-	-	-	-	0.0
Very trustful	10	0.3	-	-	-	-	-	-	-	-	-	-	-	0.1
DK/NA	-8	0.0	-	-	-	-	-	-	-	-	-	-	-	0.0
IAP	-1	81.9	100.0	100.0	100.0	100.0	100.0	100.0	100.0	100.0	100.0	100.0	100.0	94.0
N		7276	1508	1599	1576	1535	1396	1294	1370	1051	1031	1205	1230	22071

**Table 668 Trustworthiness of the society**

[Questionnaire] Generally, how trustful do you perceive this society to be? A score of 0 indicates a society that is hardly trustful, while a score of 10 indicates a society that is very trustful.

[VAR] RELIABLE

RESPONSE	PUNCH	03-07	2008	2009	2010	2011	2012	2013	2014	2016	2018	2021	2023	TOTAL
Hardly trustful	0	2.9	3.1	2.0	-	1.2	2.1	1.3	3.6	-	1.1	0.3	0.4	1.9
1	1	0.8	1.1	0.9	-	1.0	0.6	1.2	2.4	-	0.8	0.5	0.2	0.8
2	2	2.6	2.7	2.6	-	2.0	1.8	1.6	3.2	-	3.0	1.6	1.0	2.1
3	3	7.8	9.5	9.1	-	6.6	6.6	7.0	11.7	-	6.2	6.6	3.3	6.8
4	4	10.0	10.4	11.8	-	10.2	10.2	11.4	13.1	-	9.8	6.0	4.6	8.7
5	5	23.1	28.5	27.5	-	25.7	26.9	25.1	25.6	-	22.7	21.9	17.6	21.4
6	6	14.1	16.6	17.9	-	19.5	19.1	19.2	15.3	-	19.5	19.8	22.5	15.0
7	7	13.6	17.3	18.7	-	20.8	18.9	22.6	15.8	-	24.8	29.9	33.7	16.6
8	8	4.8	8.0	7.0	-	9.3	10.0	7.7	6.1	-	9.7	11.5	14.0	6.6
9	9	0.7	0.7	0.7	-	1.2	1.8	1.5	1.3	-	1.1	1.1	2.0	0.9
Very trustful	10	1.1	1.5	1.5	-	2.1	1.6	1.1	1.9	-	1.5	0.8	0.7	1.1
DK/NA	-8	0.5	0.5	0.3	-	0.3	0.3	0.2	0.0	-	0.0	0.0	0.1	0.3
IAP	-1	18.1	0.0	0.0	100.0	0.0	0.0	0.0	0.0	100.0	0.0	0.0	0.0	17.9
N		7276	1508	1599	1576	1535	1396	1294	1370	1051	1031	1205	1230	22071

\* SHOW CARD(06-18)

**Table 669 Trust on most people**

[Questionnaire] Generally speaking, would you say that most people can be trusted or that you can't be too careful in dealing with people

[VAR] TRUST

RESPONSE	PUNCH	03-07	2008	2009	2010	2011	2012	2013	2014	2016	2018	2021	2023	TOTAL
Most people can be trusted	1	29.4	-	50.8	-	-	-	48.4	39.8	-	-	-	-	18.7
Can't be too careful	2	18.3	-	22.5	-	-	-	20.9	19.7	-	-	-	-	10.1
DEPENDS	3	14.0	-	25.6	-	-	-	30.0	40.5	-	-	-	-	10.7
DK/NA	-8	0.6	-	1.1	-	-	-	0.8	0.0	-	-	-	-	0.3
IAP	-1	37.7	100.0	0.0	100.0	100.0	100.0	0.0	0.0	100.0	100.0	100.0	100.0	60.1
N		7276	1508	1599	1576	1535	1396	1294	1370	1051	1031	1205	1230	22071

\*\*\* Keyword: Trust



**Table 670 Trust on leaders of major companies**

[Questionnaire] I am going to name some institutions in this country. As far as the people running these institutions are concerned, would you say you have a great deal of confidence, only some confidence, or hardly any confidence at all in them?... Major companies

[VAR] CONBUS

RESPONSE	PUNCH	03-07	2008	2009	2010	2011	2012	2013	2014	2016	2018	2021	2023	TOTAL
A great deal confidence	1	7.6	7.4	9.0	16.5	9.2	9.1	5.8	7.9	5.6	6.3	11.0	12.7	8.7
Only some confidence	2	60.0	61.5	60.9	58.7	58.2	55.2	57.0	54.6	53.3	51.9	69.4	68.4	59.4
Hardly any confidence at all	3	29.6	29.6	27.8	23.0	29.6	34.2	35.2	37.4	40.1	40.2	18.6	17.8	29.8
DK/NA	-8	2.7	1.5	2.3	1.8	3.0	1.6	1.9	0.1	1.0	1.6	1.1	1.1	2.0
IAP	-1	0.0	0.0	0.0	0.0	0.0	0.0	0.0	0.0	0.0	0.0	0.0	0.0	0.0
N		7276	1508	1599	1576	1535	1396	1294	1370	1051	1031	1205	1230	22071

\* SHOW CARD(05-18)

\*\*\* Keyword: Social Institution, Trust, Large Corporations

**Table 671 Trust on leaders of organized religion**

[Questionnaire] I am going to name some institutions in this country. As far as the people running these institutions are concerned, would you say you have a great deal of confidence, only some confidence, or hardly any confidence at all in them?... Organized religion

[VAR] CONCLERG

RESPONSE	PUNCH	03-07	2008	2009	2010	2011	2012	2013	2014	2016	2018	2021	2023	TOTAL
A great deal confidence	1	14.9	13.8	15.6	13.8	13.4	10.7	12.0	10.9	9.9	8.3	13.1	15.5	13.4
Only some confidence	2	52.1	50.2	49.7	45.1	45.0	47.2	47.4	43.2	47.0	43.9	39.2	39.7	47.7
Hardly any confidence at all	3	30.4	34.8	32.8	39.1	39.5	40.5	38.9	45.5	42.2	46.4	46.1	43.4	37.1
DK/NA	-8	2.5	1.2	1.8	2.0	2.2	1.5	1.7	0.3	1.0	1.4	1.6	1.4	1.8
IAP	-1	0.0	0.0	0.0	0.0	0.0	0.0	0.0	0.0	0.0	0.0	0.0	0.0	0.0
N		7276	1508	1599	1576	1535	1396	1294	1370	1051	1031	1205	1230	22071

\* SHOW CARD(05-18)

\*\*\* Keyword: Social Institution, Trust

**Table 672 Trust on leaders of education**

[Questionnaire] I am going to name some institutions in this country. As far as the people running these institutions are concerned, would you say you have a great deal of confidence, only some confidence, or hardly any confidence at all in them?... Education

[VAR] CONEDUC

RESPONSE	PUNCH	03-07	2008	2009	2010	2011	2012	2013	2014	2016	2018	2021	2023	TOTAL
A great deal confidence	1	10.2	10.5	14.6	10.8	9.9	12.1	10.1	9.4	12.2	10.4	13.9	16.4	11.3
Only some confidence	2	57.2	58.9	58.2	53.5	58.9	60.6	61.4	59.0	61.7	67.8	67.3	65.2	59.5
Hardly any confidence at all	3	30.2	29.5	25.9	34.0	28.9	25.9	26.8	31.4	25.0	20.4	18.7	17.5	27.6
DK/NA	-8	2.3	1.1	1.4	1.7	2.3	1.4	1.8	0.2	1.1	1.5	0.2	0.9	1.6
IAP	-1	0.0	0.0	0.0	0.0	0.0	0.0	0.0	0.0	0.0	0.0	0.0	0.0	0.0
N		7276	1508	1599	1576	1535	1396	1294	1370	1051	1031	1205	1230	22071

\* SHOW CARD(05-18)

\*\*\* Keyword: Social Institution, Trust

**Table 673 Trust on leaders of organized labor**

[Questionnaire] I am going to name some institutions in this country. As far as the people running these institutions are concerned, would you say you have a great deal of confidence, only some confidence, or hardly any confidence at all in them?... Organized labor

[VAR] CONLABOR

RESPONSE	PUNCH	03-07	2008	2009	2010	2011	2012	2013	2014	2016	2018	2021	2023	TOTAL
A great deal confidence	1	6.4	7.1	7.2	6.9	7.1	7.7	7.2	5.5	8.7	7.2	6.4	5.0	6.7
Only some confidence	2	49.0	49.3	49.5	47.3	51.3	50.5	52.5	49.0	49.9	51.5	41.2	40.3	48.6
Hardly any confidence at all	3	38.9	40.6	38.5	41.3	36.1	37.8	35.5	44.8	38.5	37.7	50.2	51.2	40.3
DK/NA	-8	5.8	3.0	4.8	4.6	5.5	4.0	4.8	0.7	2.9	3.6	2.2	3.5	4.4
IAP	-1	0.0	0.0	0.0	0.0	0.0	0.0	0.0	0.0	0.0	0.0	0.0	0.0	0.0
N		7276	1508	1599	1576	1535	1396	1294	1370	1051	1031	1205	1230	22071

\* SHOW CARD(05-18)

\*\*\* Keyword: Social Institution, Trust, Labor Union

**Table 674 Trust on leaders of newspaper**

[Questionnaire] I am going to name some institutions in this country. As far as the people running these institutions are concerned, would you say you have a great deal of confidence, only some confidence, or hardly any confidence at all in them?... Newspaper

[VAR] CONPRESS

RESPONSE	PUNCH	03-07	2008	2009	2010	2011	2012	2013	2014	2016	2018	2021	2023	TOTAL
A great deal confidence	1	8.4	8.2	6.4	7.4	7.7	8.6	6.2	6.8	7.3	5.8	8.0	4.7	7.5
Only some confidence	2	56.6	52.3	51.3	53.7	54.5	49.4	56.4	48.4	51.1	51.6	45.8	48.0	53.0
Hardly any confidence at all	3	32.4	37.7	39.7	36.5	33.6	38.6	34.6	44.3	40.3	40.0	44.9	45.1	37.1
DK/NA	-8	2.6	1.9	2.5	2.4	4.3	3.4	2.8	0.4	1.2	2.6	1.3	2.2	2.4
IAP	-1	0.0	0.0	0.0	0.0	0.0	0.0	0.0	0.0	0.0	0.0	0.0	0.0	0.0
N		7276	1508	1599	1576	1535	1396	1294	1370	1051	1031	1205	1230	22071

\* SHOW CARD(05-18)

\*\*\* Keyword: Social Institution, Trust



**Table 675 Trust on leaders of broadcasting network**

[Questionnaire] I am going to name some institutions in this country. As far as the people running these institutions are concerned, would you say you have a great deal of confidence, only some confidence, or hardly any confidence at all in them?... TV

[VAR] CONTV

RESPONSE	PUNCH	03-07	2008	2009	2010	2011	2012	2013	2014	2016	2018	2021	2023	TOTAL
A great deal confidence	1	11.6	12.3	10.6	12.2	11.3	12.8	9.1	8.8	8.3	6.2	8.5	9.8	10.7
Only some confidence	2	61.1	62.3	63.2	60.0	59.9	54.8	59.9	48.9	58.1	58.5	51.5	51.0	58.6
Hardly any confidence at all	3	25.4	24.5	24.8	26.7	26.5	30.1	29.2	42.1	32.7	34.6	39.3	37.9	29.2
DK/NA	-8	1.9	0.9	1.4	1.1	2.3	2.3	1.9	0.2	0.9	0.7	0.7	1.2	1.5
IAP	-1	0.0	0.0	0.0	0.0	0.0	0.0	0.0	0.0	0.0	0.0	0.0	0.0	0.0
N		7276	1508	1599	1576	1535	1396	1294	1370	1051	1031	1205	1230	22071

\* SHOW CARD(05-18)

\*\*\* Keyword: Social Institution, Trust, TV

**Table 676 Trust on leaders of medicine**

[Questionnaire] I am going to name some institutions in this country. As far as the people running these institutions are concerned, would you say you have a great deal of confidence, only some confidence, or hardly any confidence at all in them?... Medicine

[VAR] CONMEDIC

RESPONSE	PUNCH	03-07	2008	2009	2010	2011	2012	2013	2014	2016	2018	2021	2023	TOTAL
A great deal confidence	1	15.2	18.2	24.1	23.8	19.3	21.3	18.3	16.4	21.0	22.8	23.6	27.1	19.4
Only some confidence	2	62.7	61.7	61.1	60.6	62.1	61.6	64.9	62.9	63.0	63.4	61.3	61.6	62.3
Hardly any confidence at all	3	20.0	19.4	13.7	14.6	16.4	15.3	15.4	20.2	15.1	13.1	14.9	11.1	17.0
DK/NA	-8	2.0	0.7	1.1	1.0	2.1	1.8	1.3	0.4	0.9	0.7	0.2	0.2	1.3
IAP	-1	0.0	0.0	0.0	0.0	0.0	0.0	0.0	0.0	0.0	0.0	0.0	0.0	0.0
N		7276	1508	1599	1576	1535	1396	1294	1370	1051	1031	1205	1230	22071

\* SHOW CARD(05-18)

\*\*\* Keyword: Social Institution, Trust

**Table 677 Trust on leaders of national government**

[Questionnaire] I am going to name some institutions in this country. As far as the people running these institutions are concerned, would you say you have a great deal of confidence, only some confidence, or hardly any confidence at all in them?... Executive branch of the national government

[VAR] CONGOVT

RESPONSE	PUNCH	03-07	2008	2009	2010	2011	2012	2013	2014	2016	2018	2021	2023	TOTAL
A great deal confidence	1	4.1	5.0	6.6	7.6	5.3	4.9	5.7	6.3	5.7	6.2	7.1	10.5	5.6
Only some confidence	2	41.8	45.2	43.6	48.7	48.0	47.6	52.2	37.7	47.2	56.4	56.0	55.3	46.3
Hardly any confidence at all	3	49.3	47.1	45.8	39.2	40.8	43.6	37.5	55.3	44.5	34.6	36.3	32.5	44.3
DK/NA	-8	4.9	2.7	4.0	4.5	6.0	3.9	4.6	0.7	2.6	2.8	0.7	1.7	3.8
IAP	-1	0.0	0.0	0.0	0.0	0.0	0.0	0.0	0.0	0.0	0.0	0.0	0.0	0.0
N		7276	1508	1599	1576	1535	1396	1294	1370	1051	1031	1205	1230	22071

\* SHOW CARD(05-18)

\*\*\* Keyword: Social Institution, Trust, Government

**Table 678 Trust on leaders of local government**

[Questionnaire] I am going to name some institutions in this country. As far as the people running these institutions are concerned, would you say you have a great deal of confidence, only some confidence, or hardly any confidence at all in them?... Local government

[VAR] CONLGOVT

RESPONSE	PUNCH	03-07	2008	2009	2010	2011	2012	2013	2014	2016	2018	2021	2023	TOTAL
A great deal confidence	1	4.8	6.4	7.3	9.5	5.5	6.9	6.3	6.3	7.1	5.8	7.3	6.5	6.2
Only some confidence	2	47.0	47.1	47.7	49.2	48.1	47.2	52.4	42.2	49.1	58.4	57.9	60.2	49.3
Hardly any confidence at all	3	43.7	44.5	42.2	37.9	41.9	42.3	37.5	51.1	41.0	33.2	34.4	31.6	41.3
DK/NA	-8	4.5	2.0	2.8	3.4	4.6	3.7	3.9	0.4	2.7	2.5	0.3	1.6	3.2
IAP	-1	0.0	0.0	0.0	0.0	0.0	0.0	0.0	0.0	0.0	0.0	0.0	0.0	0.0
N		7276	1508	1599	1576	1535	1396	1294	1370	1051	1031	1205	1230	22071

\* SHOW CARD(05-18)

\*\*\* Keyword: Social Institution, Trust, Government

**Table 679 Trust on leaders of the congress**

[Questionnaire] I am going to name some institutions in this country. As far as the people running these institutions are concerned, would you say you have a great deal of confidence, only some confidence, or hardly any confidence at all in them?... Congress

[VAR] CONLEGIS

RESPONSE	PUNCH	03-07	2008	2009	2010	2011	2012	2013	2014	2016	2018	2021	2023	TOTAL
A great deal confidence	1	1.5	3.3	2.7	3.6	2.6	2.7	2.8	2.9	3.3	3.1	4.2	5.0	2.7
Only some confidence	2	20.0	23.7	18.9	25.2	26.3	23.0	27.8	22.8	24.1	27.4	28.4	27.5	23.2
Hardly any confidence at all	3	75.8	71.2	76.0	68.9	67.0	72.0	66.9	74.0	70.9	67.4	65.6	63.8	71.7
DK/NA	-8	2.7	1.7	2.4	2.3	4.1	2.2	2.5	0.3	1.7	2.1	1.7	3.7	2.4
IAP	-1	0.0	0.0	0.0	0.0	0.0	0.0	0.0	0.0	0.0	0.0	0.0	0.0	0.0
N		7276	1508	1599	1576	1535	1396	1294	1370	1051	1031	1205	1230	22071

\* SHOW CARD(05-18)

\*\*\* Keyword: Social Institution, Trust, The National Assembly



**Table 680 Trust on leaders of the Supreme Court**

[Questionnaire] Trust on leaders of the Supreme Court

[VAR] CONJUDGE

RESPONSE	PUNCH	03-07	2008	2009	2010	2011	2012	2013	2014	2016	2018	2021	2023	TOTAL
A great deal confidence	1	15.8	17.2	17.6	17.6	13.7	14.4	15.5	12.8	14.4	12.7	9.1	13.7	15.0
Only some confidence	2	58.8	56.2	56.1	56.0	58.2	53.0	54.8	50.9	53.9	56.5	52.8	53.1	56.1
Hardly any confidence at all	3	21.5	24.5	23.1	23.2	23.2	29.6	26.8	35.5	29.3	28.2	36.2	31.5	25.8
DK/NA	-8	3.9	2.1	3.3	3.2	4.9	3.0	2.9	0.8	2.4	2.6	1.8	1.7	3.1
IAP	-1	0.0	0.0	0.0	0.0	0.0	0.0	0.0	0.0	0.0	0.0	0.0	0.0	0.0
N		7276	1508	1599	1576	1535	1396	1294	1370	1051	1031	1205	1230	22071

\* SHOW CARD(05-18)

\*\*\* Keyword: Social Institution, Trust, The Supreme Court

**Table 681 Trust on leaders of the academic community**

[Questionnaire] I am going to name some institutions in this country. As far as the people running these institutions are concerned, would you say you have a great deal of confidence, only some confidence, or hardly any confidence at all in them?... Scientific community

[VAR] CONSCI

RESPONSE	PUNCH	03-07	2008	2009	2010	2011	2012	2013	2014	2016	2018	2021	2023	TOTAL
A great deal confidence	1	14.9	16.8	21.8	17.7	13.2	16.9	14.0	12.3	15.6	17.3	13.3	13.1	15.5
Only some confidence	2	64.2	64.2	61.7	62.6	64.6	59.5	64.4	61.2	64.8	61.2	59.1	61.1	62.9
Hardly any confidence at all	3	16.8	16.5	13.8	16.2	17.7	20.5	17.9	26.1	17.2	18.8	26.4	24.1	18.5
DK/NA	-8	4.1	2.6	2.8	3.5	4.6	3.1	3.7	0.4	2.4	2.7	1.2	1.7	3.1
IAP	-1	0.0	0.0	0.0	0.0	0.0	0.0	0.0	0.0	0.0	0.0	0.0	0.0	0.0
N		7276	1508	1599	1576	1535	1396	1294	1370	1051	1031	1205	1230	22071

\* SHOW CARD(05-18)

\*\*\* Keyword: Social Institution, Trust

**Table 682 Trust on leaders of the military**

[Questionnaire] I am going to name some institutions in this country. As far as the people running these institutions are concerned, would you say you have a great deal of confidence, only some confidence, or hardly any confidence at all in them?... Military

[VAR] CONARMY

RESPONSE	PUNCH	03-07	2008	2009	2010	2011	2012	2013	2014	2016	2018	2021	2023	TOTAL
A great deal confidence	1	18.0	23.1	25.8	24.5	17.8	25.8	24.3	12.9	17.0	13.1	10.5	10.8	18.8
Only some confidence	2	53.1	55.2	55.7	51.0	53.8	48.9	57.1	45.2	49.3	48.5	50.9	56.0	52.5
Hardly any confidence at all	3	25.9	20.0	15.7	22.7	26.1	23.7	16.2	41.5	32.5	36.6	37.5	31.9	26.6
DK/NA	-8	3.0	1.7	2.8	1.8	2.3	1.6	2.4	0.4	1.1	1.8	1.1	1.3	2.1
IAP	-1	0.0	0.0	0.0	0.0	0.0	0.0	0.0	0.0	0.0	0.0	0.0	0.0	0.0
N		7276	1508	1599	1576	1535	1396	1294	1370	1051	1031	1205	1230	22071

\* SHOW CARD(05-18)

\*\*\* Keyword: Social Institution, Trust, Military

**Table 683 Trust on leaders of banks and financial institutions**

[Questionnaire] I am going to name some institutions in this country. As far as the people running these institutions are concerned, would you say you have a great deal of confidence, only some confidence, or hardly any confidence at all in them?... Banks and financial institutions

[VAR] CONFINAN

RESPONSE	PUNCH	03-07	2008	2009	2010	2011	2012	2013	2014	2016	2018	2021	2023	TOTAL
A great deal confidence	1	15.4	17.2	19.8	21.5	11.9	15.8	18.4	13.2	20.4	19.8	18.6	17.3	16.8
Only some confidence	2	60.8	61.9	63.8	59.7	62.0	60.1	60.7	57.9	59.0	60.4	63.4	65.4	61.2
Hardly any confidence at all	3	21.5	19.1	15.3	16.8	24.0	22.3	18.8	28.6	19.2	18.7	17.3	16.5	20.3
DK/NA	-8	2.3	1.9	1.2	2.0	2.1	1.8	2.1	0.3	1.3	1.1	0.7	0.7	1.7
IAP	-1	0.0	0.0	0.0	0.0	0.0	0.0	0.0	0.0	0.0	0.0	0.0	0.0	0.0
N		7276	1508	1599	1576	1535	1396	1294	1370	1051	1031	1205	1230	22071

\* SHOW CARD(05-18)

\*\*\* Keyword: Social Institution, Trust

**Table 684 Trust on leaders of the Blue House**

[Questionnaire] I am going to name some institutions in this country. As far as the people running these institutions are concerned, would you say you have a great deal of confidence, only some confidence, or hardly any confidence at all in them?... The Blue House

[VAR] CONBLUHO

RESPONSE	PUNCH	03-07	2008	2009	2010	2011	2012	2013	2014	2016	2018	2021	2023	TOTAL
A great deal confidence	1	6.1	6.8	9.4	11.9	8.6	6.5	14.0	10.9	9.7	16.1	9.3	8.9	8.7
Only some confidence	2	47.5	43.8	43.7	46.8	50.0	42.7	52.7	40.8	41.7	54.6	48.6	47.2	46.8
Hardly any confidence at all	3	42.3	47.3	44.4	38.1	36.8	48.3	30.1	47.6	46.7	26.8	40.1	41.3	41.4
DK/NA	-8	4.2	2.1	2.6	3.2	4.6	2.5	3.2	0.7	1.9	2.5	2.0	2.5	3.1
IAP	-1	0.0	0.0	0.0	0.0	0.0	0.0	0.0	0.0	0.0	0.0	0.0	0.0	0.0
N		7276	1508	1599	1576	1535	1396	1294	1370	1051	1031	1205	1230	22071

\* SHOW CARD(05-18)

\*\* 2023 Questionnaire: 1. I am going to name some institutions in Korea. As far as the people running these institutions are concerned, would you say you have a great deal of confidence, only some confidence, or hardly any confidence at all in them?... Office of the president

\*\*\* Keyword: Social Institution, Trust, The Blue House, Office of the president



**Table 685 Trust on leaders of the civic activist organizations**

[Questionnaire] I am going to name some institutions in this country. As far as the people running these institutions are concerned, would you say you have a great deal of confidence, only some confidence, or hardly any confidence at all in them?... Civic Service Organizations

[VAR] CONCSO

RESPONSE	PUNCH	03-07	2008	2009	2010	2011	2012	2013	2014	2016	2018	2021	2023	TOTAL
A great deal confidence	1	20.1	16.6	15.6	16.2	15.3	17.0	15.1	12.1	11.8	11.1	6.1	5.9	15.5
Only some confidence	2	54.0	53.0	55.6	51.0	56.2	53.7	54.7	52.2	55.1	57.3	50.1	45.6	53.4
Hardly any confidence at all	3	21.7	28.1	25.4	28.7	23.4	25.6	26.3	35.4	30.8	28.1	42.0	45.2	27.5
DK/NA	-8	4.3	2.4	3.4	4.1	5.1	3.7	3.9	0.4	2.3	3.5	1.9	3.2	3.5
IAP	-1	0.0	0.0	0.0	0.0	0.0	0.0	0.0	0.0	0.0	0.0	0.0	0.0	0.0
N		7276	1508	1599	1576	1535	1396	1294	1370	1051	1031	1205	1230	22071

\* SHOW CARD(05-18)

\*\*\* Keyword: Social Institution, Trust, Citizen

**Table 686 Trust on leaders of public opinion research centers**

[Questionnaire] I am going to name some institutions in this country. As far as the people running these institutions are concerned, would you say you have a great deal of confidence, only some confidence, or hardly any confidence at all in them?... Public opinion research centers

[VAR] CONRCH

RESPONSE	PUNCH	03-07	2008	2009	2010	2011	2012	2013	2014	2016	2018	2021	2023	TOTAL
A great deal confidence	1	-	-	-	-	-	-	13.4	9.8	9.9	12.0	8.3	5.4	3.2
Only some confidence	2	-	-	-	-	-	-	59.1	53.6	57.4	56.4	57.6	55.6	18.4
Hardly any confidence at all	3	-	-	-	-	-	-	24.4	36.3	30.8	28.6	32.1	37.4	10.3
DK/NA	-8	-	-	-	-	-	-	3.1	0.3	1.9	3.0	2.0	1.6	0.6
IAP	-1	100.0	100.0	100.0	100.0	100.0	100.0	0.0	0.0	0.0	0.0	0.0	0.0	67.5
N		7276	1508	1599	1576	1535	1396	1294	1370	1051	1031	1205	1230	22071

\* SHOW CARD

\*\*\* Keyword: Social Institution, Trust

**Table 687 Trust on leaders of prosecutors**

[Questionnaire] I am going to name some institutions in Korea. As far as the people running these institutions are concerned, would you say you have a great deal of confidence, only some confidence, or hardly any confidence at all in them?... Supreme Prosecutor's Office

[VAR] CONPROS

RESPONSE	PUNCH	03-07	2008	2009	2010	2011	2012	2013	2014	2016	2018	2021	2023	TOTAL
A great deal confidence	1	-	-	-	-	-	-	-	-	-	-	7.5	10.1	1.0
Only some confidence	2	-	-	-	-	-	-	-	-	-	-	52.0	53.8	5.8
Hardly any confidence at all	3	-	-	-	-	-	-	-	-	-	-	39.7	34.7	4.1
DK/NA	-8	-	-	-	-	-	-	-	-	-	-	0.7	1.4	0.1
IAP	-1	100.0	100.0	100.0	100.0	100.0	100.0	100.0	100.0	100.0	100.0	0.0	0.0	89.0
N		7276	1508	1599	1576	1535	1396	1294	1370	1051	1031	1205	1230	22071

\*\*\* Keyword: Social Institution, Trust

**Table 688 Trust on leaders of national statistical office**

[Questionnaire] I am going to name some institutions in Korea. As far as the people running these institutions are concerned, would you say you have a great deal of confidence, only some confidence, or hardly any confidence at all in them?... Korea National Statistical Office

[VAR] CONSTAT

RESPONSE	PUNCH	03-07	2008	2009	2010	2011	2012	2013	2014	2016	2018	2021	2023	TOTAL
A great deal confidence	1	-	-	-	-	-	-	-	-	-	-	10.2	8.6	1.0
Only some confidence	2	-	-	-	-	-	-	-	-	-	-	66.7	67.2	7.4
Hardly any confidence at all	3	-	-	-	-	-	-	-	-	-	-	22.2	23.0	2.5
DK/NA	-8	-	-	-	-	-	-	-	-	-	-	0.9	1.2	0.1
IAP	-1	100.0	100.0	100.0	100.0	100.0	100.0	100.0	100.0	100.0	100.0	0.0	0.0	89.0
N		7276	1508	1599	1576	1535	1396	1294	1370	1051	1031	1205	1230	22071

\*\*\* Keyword: Social Institution, Trust

**Table 689 Trust in the leadership of Korea's major social institutions: National Election Commission**

[Questionnaire] I am going to name some institutions in Korea. As far as the people running these institutions are concerned, would you say you have a great deal of confidence, only some confidence, or hardly any confidence at all in them?... National election commission

[VAR] CONELEC

RESPONSE	PUNCH	03-07	2008	2009	2010	2011	2012	2013	2014	2016	2018	2021	2023	TOTAL
A great deal of confidence	1	-	-	-	-	-	-	-	-	-	-	-	6.7	0.4
Only some confidence	2	-	-	-	-	-	-	-	-	-	-	-	55.8	3.1
Hardly any confidence at all	3	-	-	-	-	-	-	-	-	-	-	-	36.1	2.0
DK/NA	-8	-	-	-	-	-	-	-	-	-	-	-	1.5	0.1
IAP	-1	100.0	100.0	100.0	100.0	100.0	100.0	100.0	100.0	100.0	100.0	100.0	0.0	94.4
N		7276	1508	1599	1576	1535	1396	1294	1370	1051	1031	1205	1230	22071

\*\*\* Keyword: Social Institution, Trust



**Table 690 Trust1: University research centres**

[Questionnaire] How much do you personally trust each of the following institutions? 0 means you do not trust an institution at all, and 10 means you trust it completely.... University research centres

[VAR] TRUSTCOL

RESPONSE	PUNCH	03-07	2008	2009	2010	2011	2012	2013	2014	2016	2018	2021	2023	TOTAL
Not trust worthy at all	0	-	-	-	-	-	-	-	-	-	-	0.7	-	0.0
1	1	-	-	-	-	-	-	-	-	-	-	0.1	-	0.0
2	2	-	-	-	-	-	-	-	-	-	-	2.7	-	0.1
3	3	-	-	-	-	-	-	-	-	-	-	4.0	-	0.2
4	4	-	-	-	-	-	-	-	-	-	-	6.2	-	0.3
5	5	-	-	-	-	-	-	-	-	-	-	18.9	-	1.0
6	6	-	-	-	-	-	-	-	-	-	-	14.9	-	0.8
7	7	-	-	-	-	-	-	-	-	-	-	26.5	-	1.4
8	8	-	-	-	-	-	-	-	-	-	-	19.5	-	1.1
9	9	-	-	-	-	-	-	-	-	-	-	4.6	-	0.2
Completely trustworthy	10	-	-	-	-	-	-	-	-	-	-	1.1	-	0.1
DK/NA	-8	-	-	-	-	-	-	-	-	-	-	0.7	-	0.0
IAP	-1	100.0	100.0	100.0	100.0	100.0	100.0	100.0	100.0	100.0	100.0	0.0	100.0	94.5
N		7276	1508	1599	1576	1535	1396	1294	1370	1051	1031	1205	1230	22071

\*\*\* Keyword: Trust

**Table 691 Trust2: News media**

[Questionnaire] How much do you personally trust each of the following institutions? 0 means you do not trust an institution at all, and 10 means you trust it completely.... News media

[VAR] TRUSTNEW

RESPONSE	PUNCH	03-07	2008	2009	2010	2011	2012	2013	2014	2016	2018	2021	2023	TOTAL
Not trust worthy at all	0	-	-	-	-	-	-	-	-	-	-	1.3	-	0.1
1	1	-	-	-	-	-	-	-	-	-	-	2.2	-	0.1
2	2	-	-	-	-	-	-	-	-	-	-	5.6	-	0.3
3	3	-	-	-	-	-	-	-	-	-	-	8.0	-	0.4
4	4	-	-	-	-	-	-	-	-	-	-	10.8	-	0.6
5	5	-	-	-	-	-	-	-	-	-	-	23.8	-	1.3
6	6	-	-	-	-	-	-	-	-	-	-	20.2	-	1.1
7	7	-	-	-	-	-	-	-	-	-	-	17.6	-	1.0
8	8	-	-	-	-	-	-	-	-	-	-	8.8	-	0.5
9	9	-	-	-	-	-	-	-	-	-	-	1.2	-	0.1
Completely trustworthy	10	-	-	-	-	-	-	-	-	-	-	0.5	-	0.0
DK/NA	-8	-	-	-	-	-	-	-	-	-	-	0.0	-	0.0
IAP	-1	100.0	100.0	100.0	100.0	100.0	100.0	100.0	100.0	100.0	100.0	0.0	100.0	94.5
N		7276	1508	1599	1576	1535	1396	1294	1370	1051	1031	1205	1230	22071

\*\*\* Keyword: Trust, News Media

**Table 692 Trust3: Business and industry**

[Questionnaire] How much do you personally trust each of the following institutions? 0 means you do not trust an institution at all, and 10 means you trust it completely.... Business and industry

[VAR] TRUSTBUI

RESPONSE	PUNCH	03-07	2008	2009	2010	2011	2012	2013	2014	2016	2018	2021	2023	TOTAL
Not trust worthy at all	0	-	-	-	-	-	-	-	-	-	-	0.4	-	0.0
1	1	-	-	-	-	-	-	-	-	-	-	0.7	-	0.0
2	2	-	-	-	-	-	-	-	-	-	-	3.0	-	0.2
3	3	-	-	-	-	-	-	-	-	-	-	4.5	-	0.2
4	4	-	-	-	-	-	-	-	-	-	-	8.9	-	0.5
5	5	-	-	-	-	-	-	-	-	-	-	24.1	-	1.3
6	6	-	-	-	-	-	-	-	-	-	-	20.9	-	1.1
7	7	-	-	-	-	-	-	-	-	-	-	24.8	-	1.4
8	8	-	-	-	-	-	-	-	-	-	-	10.0	-	0.5
9	9	-	-	-	-	-	-	-	-	-	-	1.7	-	0.1
Completely trustworthy	10	-	-	-	-	-	-	-	-	-	-	1.0	-	0.1
DK/NA	-8	-	-	-	-	-	-	-	-	-	-	0.1	-	0.0
IAP	-1	100.0	100.0	100.0	100.0	100.0	100.0	100.0	100.0	100.0	100.0	0.0	100.0	94.5
N		7276	1508	1599	1576	1535	1396	1294	1370	1051	1031	1205	1230	22071

\*\*\* Keyword: Trust

**Table 693 Trust4: National assembly**

[Questionnaire] How much do you personally trust each of the following institutions? 0 means you do not trust an institution at all, and 10 means you trust it completely.... National assembly

[VAR] TRUSTCON

RESPONSE	PUNCH	03-07	2008	2009	2010	2011	2012	2013	2014	2016	2018	2021	2023	TOTAL
Not trust worthy at all	0	-	-	-	-	-	-	-	-	-	-	7.0	-	0.4
1	1	-	-	-	-	-	-	-	-	-	-	11.2	-	0.6
2	2	-	-	-	-	-	-	-	-	-	-	15.9	-	0.9
3	3	-	-	-	-	-	-	-	-	-	-	14.3	-	0.8
4	4	-	-	-	-	-	-	-	-	-	-	12.5	-	0.7
5	5	-	-	-	-	-	-	-	-	-	-	19.1	-	1.0
6	6	-	-	-	-	-	-	-	-	-	-	11.5	-	0.6
7	7	-	-	-	-	-	-	-	-	-	-	6.0	-	0.3
8	8	-	-	-	-	-	-	-	-	-	-	1.6	-	0.1
9	9	-	-	-	-	-	-	-	-	-	-	0.5	-	0.0
Completely trustworthy	10	-	-	-	-	-	-	-	-	-	-	0.4	-	0.0
DK/NA	-8	-	-	-	-	-	-	-	-	-	-	0.1	-	0.0
IAP	-1	100.0	100.0	100.0	100.0	100.0	100.0	100.0	100.0	100.0	100.0	0.0	100.0	94.5
N		7276	1508	1599	1576	1535	1396	1294	1370	1051	1031	1205	1230	22071

\*\*\* Keyword: National Assembly, Trust



**Table 694 Fairness of reward compared to R's intelligence (ability)**

[Questionnaire] How fair or unfair do you feel about the rewards you receive from the Korea society when considering each of your followings?... Compared to your... Intelligence (ability)

[VAR] KRDJ1

RESPONSE	PUNCH	03-07	2008	2009	2010	2011	2012	2013	2014	2016	2018	2021	2023	TOTAL
Very fair	1	-	-	-	-	4.4	6.0	-	7.0	-	-	-	-	1.1
Somewhat fair	2	-	-	-	-	25.6	22.7	-	24.1	-	-	-	-	4.7
Neither fair nor unfair	3	-	-	-	-	57.9	50.6	-	49.4	-	-	-	-	10.3
Somewhat unfair	4	-	-	-	-	10.4	16.2	-	16.2	-	-	-	-	2.8
Very unfair	5	-	-	-	-	1.6	4.4	-	3.3	-	-	-	-	0.6
DK/NA	-8	-	-	-	-	0.2	0.0	-	0.0	-	-	-	-	0.0
IAP	-1	100.0	100.0	100.0	100.0	0.0	0.0	100.0	0.0	100.0	100.0	100.0	100.0	80.5
N		7276	1508	1599	1576	1535	1396	1294	1370	1051	1031	1205	1230	22071

\* SHOW CARD

\*\*\* Keyword: Fair

**Table 695 Fairness of reward compared to R's job skills**

[Questionnaire] How fair or unfair do you feel about the rewards you receive from the Korea society when considering each of your followings?... Compared to your... Job skills

[VAR] KRDJ2

RESPONSE	PUNCH	03-07	2008	2009	2010	2011	2012	2013	2014	2016	2018	2021	2023	TOTAL
Very fair	1	-	-	-	-	6.1	7.9	-	6.7	-	-	-	-	1.3
Somewhat fair	2	-	-	-	-	28.1	23.9	-	26.4	-	-	-	-	5.1
Neither fair nor unfair	3	-	-	-	-	51.2	45.9	-	43.6	-	-	-	-	9.2
Somewhat unfair	4	-	-	-	-	12.4	17.8	-	18.8	-	-	-	-	3.2
Very unfair	5	-	-	-	-	2.0	4.6	-	4.5	-	-	-	-	0.7
DK/NA	-8	-	-	-	-	0.3	0.0	-	0.0	-	-	-	-	0.0
IAP	-1	100.0	100.0	100.0	100.0	0.0	0.0	100.0	0.0	100.0	100.0	100.0	100.0	80.5
N		7276	1508	1599	1576	1535	1396	1294	1370	1051	1031	1205	1230	22071

\* SHOW CARD

\*\*\* Keyword: Job, Technology, Fair

**Table 696 Fairness of reward compared to R's efforts**

[Questionnaire] How fair or unfair do you feel about the rewards you receive from the Korea society when considering each of your followings?... Compared to your... Efforts

[VAR] KRDJ3

RESPONSE	PUNCH	03-07	2008	2009	2010	2011	2012	2013	2014	2016	2018	2021	2023	TOTAL
Very fair	1	-	-	-	-	7.9	8.7	-	7.1	-	-	-	-	1.5
Somewhat fair	2	-	-	-	-	28.4	20.8	-	23.2	-	-	-	-	4.7
Neither fair nor unfair	3	-	-	-	-	45.6	39.5	-	40.2	-	-	-	-	8.2
Somewhat unfair	4	-	-	-	-	14.7	24.5	-	23.4	-	-	-	-	4.0
Very unfair	5	-	-	-	-	3.2	6.6	-	6.1	-	-	-	-	1.0
DK/NA	-8	-	-	-	-	0.2	0.0	-	0.0	-	-	-	-	0.0
IAP	-1	100.0	100.0	100.0	100.0	0.0	0.0	100.0	0.0	100.0	100.0	100.0	100.0	80.5
N		7276	1508	1599	1576	1535	1396	1294	1370	1051	1031	1205	1230	22071

\* SHOW CARD

\*\*\* Keyword: Fair

**Table 697 Fairness of reward compared to R's educational attainment**

[Questionnaire] How fair or unfair do you feel about the rewards you receive from the Korea society when considering each of your followings?... Compared to your... Educational attainment

[VAR] KRDJ4

RESPONSE	PUNCH	03-07	2008	2009	2010	2011	2012	2013	2014	2016	2018	2021	2023	TOTAL
Very fair	1	-	-	-	-	5.4	5.9	-	6.5	-	-	-	-	1.2
Somewhat fair	2	-	-	-	-	20.9	23.2	-	20.8	-	-	-	-	4.2
Neither fair nor unfair	3	-	-	-	-	55.2	48.2	-	49.1	-	-	-	-	9.9
Somewhat unfair	4	-	-	-	-	15.4	17.8	-	19.1	-	-	-	-	3.4
Very unfair	5	-	-	-	-	2.9	4.9	-	4.5	-	-	-	-	0.8
DK/NA	-8	-	-	-	-	0.2	0.0	-	0.0	-	-	-	-	0.0
IAP	-1	100.0	100.0	100.0	100.0	0.0	0.0	100.0	0.0	100.0	100.0	100.0	100.0	80.5
N		7276	1508	1599	1576	1535	1396	1294	1370	1051	1031	1205	1230	22071

\* SHOW CARD

\*\*\* Keyword: Fair, Educational Attainment



**Table 698 Fairness of reward compared to R's career**

[Questionnaire] How fair or unfair do you feel about the rewards you receive from the Korea society when considering each of your followings?... Compared to your... Careers

[VAR] KRDJ5

RESPONSE	PUNCH	03-07	2008	2009	2010	2011	2012	2013	2014	2016	2018	2021	2023	TOTAL
Very fair	1	-	-	-	-	6.6	7.1	-	7.2	-	-	-	-	1.4
Somewhat fair	2	-	-	-	-	25.3	22.7	-	24.4	-	-	-	-	4.7
Neither fair nor unfair	3	-	-	-	-	51.8	44.0	-	43.6	-	-	-	-	9.1
Somewhat unfair	4	-	-	-	-	12.9	18.9	-	19.6	-	-	-	-	3.3
Very unfair	5	-	-	-	-	3.1	7.3	-	5.3	-	-	-	-	1.0
DK/NA	-8	-	-	-	-	0.3	0.0	-	0.0	-	-	-	-	0.0
IAP	-1	100.0	100.0	100.0	100.0	0.0	0.0	100.0	0.0	100.0	100.0	100.0	100.0	80.5
N		7276	1508	1599	1576	1535	1396	1294	1370	1051	1031	1205	1230	22071

\* SHOW CARD

\*\*\* Keyword: Fair

**Table 699 Agree or disagree: The decision making is influenced by social connections tied to schools, hometowns, and kinship**

[Questionnaire] Please indicate the extent to which you agree or disagree that each of the followings actually occurs when important decisions are made in the Korean society... The decision making is influenced by social connections tied to schools, hometowns, and kinships

[VAR] KRPJ1

RESPONSE	PUNCH	03-07	2008	2009	2010	2011	2012	2013	2014	2016	2018	2021	2023	TOTAL
Strongly agree	1	-	-	-	-	37.1	46.5	-	43.3	-	-	-	-	8.2
Agree	2	-	-	-	-	49.3	41.0	-	43.3	-	-	-	-	8.7
Neither agree nor disagree	3	-	-	-	-	11.2	8.9	-	10.8	-	-	-	-	2.0
Disagree	4	-	-	-	-	2.0	2.8	-	2.0	-	-	-	-	0.4
Strongly disagree	5	-	-	-	-	0.3	0.8	-	0.6	-	-	-	-	0.1
DK/NA	-8	-	-	-	-	0.1	0.0	-	0.0	-	-	-	-	0.0
IAP	-1	100.0	100.0	100.0	100.0	0.0	0.0	100.0	0.0	100.0	100.0	100.0	100.0	80.5
N		7276	1508	1599	1576	1535	1396	1294	1370	1051	1031	1205	1230	22071

\* SHOW CARD

\*\*\* Keyword: Decision

**Table 700 Agree or disagree: The decision making is affected by decision makers' prejudices and sentiment**

[Questionnaire] Please indicate the extent to which you agree or disagree that each of the followings actually occurs when important decisions are made in the Korean society... The decision making is affected by decision makers' prejudices and sentiments

[VAR] KRPJ2

RESPONSE	PUNCH	03-07	2008	2009	2010	2011	2012	2013	2014	2016	2018	2021	2023	TOTAL
Strongly agree	1	-	-	-	-	21.4	32.6	-	28.7	-	-	-	-	5.3
Agree	2	-	-	-	-	58.1	48.9	-	52.9	-	-	-	-	10.4
Neither agree nor disagree	3	-	-	-	-	17.2	13.8	-	15.2	-	-	-	-	3.0
Disagree	4	-	-	-	-	2.5	4.0	-	2.5	-	-	-	-	0.6
Strongly disagree	5	-	-	-	-	0.7	0.6	-	0.7	-	-	-	-	0.1
DK/NA	-8	-	-	-	-	0.1	0.0	-	0.0	-	-	-	-	0.0
IAP	-1	100.0	100.0	100.0	100.0	0.0	0.0	100.0	0.0	100.0	100.0	100.0	100.0	80.5
N		7276	1508	1599	1576	1535	1396	1294	1370	1051	1031	1205	1230	22071

\* SHOW CARD

\*\*\* Keyword: Decision, Emotion

**Table 701 Agree or disagree: The rules and principles of decision making are not consistent**

[Questionnaire] Please indicate the extent to which you agree or disagree that each of the followings actually occurs when important decisions are made in the Korean society... The rules and principles of decision making are not consistent

[VAR] KRPJ3

RESPONSE	PUNCH	03-07	2008	2009	2010	2011	2012	2013	2014	2016	2018	2021	2023	TOTAL
Strongly agree	1	-	-	-	-	15.3	23.1	-	21.2	-	-	-	-	3.8
Agree	2	-	-	-	-	46.2	47.0	-	46.8	-	-	-	-	9.1
Neither agree nor disagree	3	-	-	-	-	30.4	21.0	-	24.4	-	-	-	-	5.0
Disagree	4	-	-	-	-	7.4	8.1	-	6.6	-	-	-	-	1.4
Strongly disagree	5	-	-	-	-	0.6	0.8	-	0.9	-	-	-	-	0.1
DK/NA	-8	-	-	-	-	0.1	0.0	-	0.0	-	-	-	-	0.0
IAP	-1	100.0	100.0	100.0	100.0	0.0	0.0	100.0	0.0	100.0	100.0	100.0	100.0	80.5
N		7276	1508	1599	1576	1535	1396	1294	1370	1051	1031	1205	1230	22071

\* SHOW CARD

\*\*\* Keyword: Decision

**Table 702 Agree or disagree: The decision making is influenced by external power or private patrons' 'pulls' and 'politics'**

[Questionnaire] Please indicate the extent to which you agree or disagree that each of the followings actually occurs when important decisions are made in the Korean society... The decision making is influenced by external power or private patrons' "pulls" and "politics"

[VAR] KRPJ4

RESPONSE	PUNCH	03-07	2008	2009	2010	2011	2012	2013	2014	2016	2018	2021	2023	TOTAL
Strongly agree	1	-	-	-	-	32.0	42.4	-	35.9	-	-	-	-	7.1
Agree	2	-	-	-	-	51.3	43.4	-	47.5	-	-	-	-	9.3
Neither agree nor disagree	3	-	-	-	-	12.2	8.5	-	11.8	-	-	-	-	2.1
Disagree	4	-	-	-	-	3.6	4.7	-	3.7	-	-	-	-	0.8
Strongly disagree	5	-	-	-	-	0.7	1.0	-	0.9	-	-	-	-	0.2
DK/NA	-8	-	-	-	-	0.3	0.0	-	0.1	-	-	-	-	0.0
IAP	-1	100.0	100.0	100.0	100.0	0.0	0.0	100.0	0.0	100.0	100.0	100.0	100.0	80.5
N		7276	1508	1599	1576	1535	1396	1294	1370	1051	1031	1205	1230	22071

\* SHOW CARD

\*\*\* Keyword: Decision, External Power



**Table 703 Agree or disagree: Fails to listen to the opinions of most people who are affected by the decision**

[Questionnaire] Please indicate the extent to which you agree or disagree that each of the followings actually occurs when important decisions are made in the Korean society... Fails to listen to the opinions of most people who are affected by the decisions

[VAR] KRPJ5

RESPONSE	PUNCH	03-07	2008	2009	2010	2011	2012	2013	2014	2016	2018	2021	2023	TOTAL
Strongly agree	1	-	-	-	-	9.7	14.7	-	14.4	-	-	-	-	2.5
Agree	2	-	-	-	-	40.0	39.8	-	41.2	-	-	-	-	7.9
Neither agree nor disagree	3	-	-	-	-	39.7	32.2	-	31.9	-	-	-	-	6.8
Disagree	4	-	-	-	-	9.3	11.7	-	11.0	-	-	-	-	2.1
Strongly disagree	5	-	-	-	-	1.0	1.6	-	1.5	-	-	-	-	0.3
DK/NA	-8	-	-	-	-	0.3	0.0	-	0.0	-	-	-	-	0.0
IAP	-1	100.0	100.0	100.0	100.0	0.0	0.0	100.0	0.0	100.0	100.0	100.0	100.0	80.5
N		7276	1508	1599	1576	1535	1396	1294	1370	1051	1031	1205	1230	22071

\* SHOW CARD

\*\*\* Keyword: Decision

**Table 704 Agree or disagree: Fails to collect enough information for quality decision**

[Questionnaire] Please indicate the extent to which you agree or disagree that each of the followings actually occurs when important decisions are made in the Korean society... Fails to collect enough information for quality decision

[VAR] KRPJ6

RESPONSE	PUNCH	03-07	2008	2009	2010	2011	2012	2013	2014	2016	2018	2021	2023	TOTAL
Strongly agree	1	-	-	-	-	9.3	14.3	-	13.7	-	-	-	-	2.4
Agree	2	-	-	-	-	38.2	36.7	-	37.2	-	-	-	-	7.3
Neither agree nor disagree	3	-	-	-	-	40.5	30.1	-	34.2	-	-	-	-	6.8
Disagree	4	-	-	-	-	10.7	16.2	-	13.0	-	-	-	-	2.6
Strongly disagree	5	-	-	-	-	0.9	2.6	-	2.0	-	-	-	-	0.4
DK/NA	-8	-	-	-	-	0.3	0.0	-	0.0	-	-	-	-	0.0
IAP	-1	100.0	100.0	100.0	100.0	0.0	0.0	100.0	0.0	100.0	100.0	100.0	100.0	80.5
N		7276	1508	1599	1576	1535	1396	1294	1370	1051	1031	1205	1230	22071

\* SHOW CARD

\*\*\* Keyword: Decision, Information

**Table 705 How fair are the opportunities for advancement**

[Questionnaire] How equal or unequal do you feel about each of the followings in Korea?... Opportunities for advancement

[VAR] EQPROMTN

RESPONSE	PUNCH	03-07	2008	2009	2010	2011	2012	2013	2014	2016	2018	2021	2023	TOTAL
Very equal	1	-	-	2.3	-	-	-	-	1.9	-	-	-	-	0.3
Somewhat equal	2	-	-	20.0	-	-	-	-	18.4	-	-	-	-	2.6
Neither equal nor unequal	3	-	-	32.4	-	-	-	-	35.0	-	-	-	-	4.5
Somewhat unequal	4	-	-	36.0	-	-	-	-	35.6	-	-	-	-	4.8
Very unequal	5	-	-	8.3	-	-	-	-	9.0	-	-	-	-	1.2
DK/NA	-8	-	-	1.1	-	-	-	-	0.1	-	-	-	-	0.1
IAP	-1	100.0	100.0	0.0	100.0	100.0	100.0	100.0	0.0	100.0	100.0	100.0	100.0	86.5
N		7276	1508	1599	1576	1535	1396	1294	1370	1051	1031	1205	1230	22071

\* SHOW CARD

\*\*\* Keyword: Equality, Promotion

**Table 706 How fair is the preferential treatment for women**

[Questionnaire] How equal or unequal do you feel about each of the followings in Korea... Preferential treatment for women

[VAR] EQFEMALE

RESPONSE	PUNCH	03-07	2008	2009	2010	2011	2012	2013	2014	2016	2018	2021	2023	TOTAL
Very equal	1	-	-	5.0	-	-	-	-	-	-	-	-	-	0.4
Somewhat equal	2	-	-	22.8	-	-	-	-	-	-	-	-	-	1.6
Neither equal nor unequal	3	-	-	29.9	-	-	-	-	-	-	-	-	-	2.2
Somewhat unequal	4	-	-	34.0	-	-	-	-	-	-	-	-	-	2.5
Very unequal	5	-	-	7.8	-	-	-	-	-	-	-	-	-	0.6
DK/NA	-8	-	-	0.6	-	-	-	-	-	-	-	-	-	0.0
IAP	-1	100.0	100.0	0.0	100.0	100.0	100.0	100.0	100.0	100.0	100.0	100.0	100.0	92.8
N		7276	1508	1599	1576	1535	1396	1294	1370	1051	1031	1205	1230	22071

\* SHOW CARD

\*\*\* Keyword: Equality, Female

**Table 707 How fair are differences among regions**

[Questionnaire] How equal or unequal do you feel about each of the followings in Korea... Differences among the regions

[VAR] EQREGION

RESPONSE	PUNCH	03-07	2008	2009	2010	2011	2012	2013	2014	2016	2018	2021	2023	TOTAL
Very equal	1	-	-	1.8	-	-	-	-	1.6	-	-	-	-	0.2
Somewhat equal	2	-	-	9.2	-	-	-	-	12.6	-	-	-	-	1.4
Neither equal nor unequal	3	-	-	28.5	-	-	-	-	35.0	-	-	-	-	4.2
Somewhat unequal	4	-	-	42.8	-	-	-	-	38.2	-	-	-	-	5.5
Very unequal	5	-	-	16.8	-	-	-	-	12.6	-	-	-	-	2.0
DK/NA	-8	-	-	0.9	-	-	-	-	0.1	-	-	-	-	0.1
IAP	-1	100.0	100.0	0.0	100.0	100.0	100.0	100.0	0.0	100.0	100.0	100.0	100.0	86.6
N		7276	1508	1599	1576	1535	1396	1294	1370	1051	1031	1205	1230	22071

\* SHOW CARD

\*\*\* Keyword: Equality



**Table 708 How much equal R feels about education opportunities**

[Questionnaire] How equal or unequal do you feel about each of the followings in Korea?... Educational opportunity

[VAR] EQEDUC

RESPONSE	PUNCH	03-07	2008	2009	2010	2011	2012	2013	2014	2016	2018	2021	2023	TOTAL
Very equal	1	1.6	-	11.8	-	-	-	-	12.9	-	-	-	-	2.2
Somewhat equal	2	7.4	-	37.6	-	-	-	-	40.3	-	-	-	-	7.7
Neither equal nor unequal	3	6.4	-	22.8	-	-	-	-	24.9	-	-	-	-	5.3
Somewhat unequal	4	4.5	-	21.1	-	-	-	-	18.8	-	-	-	-	4.2
Very unequal	5	1.6	-	6.1	-	-	-	-	3.0	-	-	-	-	1.2
DK/NA	-8	0.6	-	0.5	-	-	-	-	0.1	-	-	-	-	0.2
IAP	-1	77.8	100.0	0.0	100.0	100.0	100.0	100.0	0.0	100.0	100.0	100.0	100.0	79.2
N		7276	1508	1599	1576	1535	1396	1294	1370	1051	1031	1205	1230	22071

\* SHOW CARD

\*\* 2009, 2014 Questionnaire: How equal or unequal do you feel about each of the followings?... Educational opportunity

\*\*\* Keyword: Equality

**Table 709 How much equal R feels about work opportunities**

[Questionnaire] How equal or unequal do you feel about each of the followings in Korea?... Work opportunity

[VAR] EQJOB

RESPONSE	PUNCH	03-07	2008	2009	2010	2011	2012	2013	2014	2016	2018	2021	2023	TOTAL
Very equal	1	0.3	-	3.5	-	-	-	-	4.1	-	-	-	-	0.6
Somewhat equal	2	3.7	-	19.6	-	-	-	-	22.5	-	-	-	-	4.0
Neither equal nor unequal	3	5.9	-	30.5	-	-	-	-	31.4	-	-	-	-	6.1
Somewhat unequal	4	8.2	-	35.4	-	-	-	-	34.6	-	-	-	-	7.4
Very unequal	5	3.6	-	10.5	-	-	-	-	7.5	-	-	-	-	2.4
DK/NA	-8	0.5	-	0.5	-	-	-	-	0.0	-	-	-	-	0.2
IAP	-1	77.8	100.0	0.0	100.0	100.0	100.0	100.0	0.0	100.0	100.0	100.0	100.0	79.2
N		7276	1508	1599	1576	1535	1396	1294	1370	1051	1031	1205	1230	22071

\* SHOW CARD

\*\* 2009, 2014 Questionnaire: How equal or unequal do you feel about each of the followings?... Work opportunity

\*\*\* Keyword: Equality

**Table 710 How much equal R feels about law enforcement**

[Questionnaire] How equal or unequal do you feel about each of the followings in Korea?... Law enforcement

[VAR] EQLAW

RESPONSE	PUNCH	03-07	2008	2009	2010	2011	2012	2013	2014	2016	2018	2021	2023	TOTAL
Very equal	1	0.6	-	4.1	-	-	-	-	2.7	-	-	-	-	0.7
Somewhat equal	2	4.9	-	21.9	-	-	-	-	20.5	-	-	-	-	4.5
Neither equal nor unequal	3	6.6	-	27.2	-	-	-	-	32.7	-	-	-	-	6.2
Somewhat unequal	4	6.5	-	31.0	-	-	-	-	31.8	-	-	-	-	6.4
Very unequal	5	2.4	-	14.0	-	-	-	-	12.2	-	-	-	-	2.6
DK/NA	-8	1.0	-	1.7	-	-	-	-	0.1	-	-	-	-	0.5
IAP	-1	77.8	100.0	0.0	100.0	100.0	100.0	100.0	0.0	100.0	100.0	100.0	100.0	79.2
N		7276	1508	1599	1576	1535	1396	1294	1370	1051	1031	1205	1230	22071

\* SHOW CARD

\*\* 2009, 2014 Questionnaire: How equal or unequal do you feel about each of the followings?... Law enforcement

\*\*\* Keyword: Equality

**Table 711 How much equal R feels about political power**

[Questionnaire] How equal or unequal do you feel about each of the followings?... Political power

[VAR] EQPOWER

RESPONSE	PUNCH	03-07	2008	2009	2010	2011	2012	2013	2014	2016	2018	2021	2023	TOTAL
Very equal	1	0.2	-	-	-	-	-	-	-	-	-	-	-	0.1
Somewhat equal	2	1.2	-	-	-	-	-	-	-	-	-	-	-	0.4
Neither equal nor unequal	3	3.9	-	-	-	-	-	-	-	-	-	-	-	1.3
Somewhat unequal	4	7.8	-	-	-	-	-	-	-	-	-	-	-	2.6
Very unequal	5	8.2	-	-	-	-	-	-	-	-	-	-	-	2.7
DK/NA	-8	0.9	-	-	-	-	-	-	-	-	-	-	-	0.3
IAP	-1	77.8	100.0	100.0	100.0	100.0	100.0	100.0	100.0	100.0	100.0	100.0	100.0	92.7
N		7276	1508	1599	1576	1535	1396	1294	1370	1051	1031	1205	1230	22071

\* SHOW CARD(05)

\*\*\* Keyword: Equality, Political Power

**Table 712 How much equal R feels about income and property**

[Questionnaire] How equal or unequal do you feel about each of the followings in Korea?... Income and property

[VAR] EQINC

RESPONSE	PUNCH	03-07	2008	2009	2010	2011	2012	2013	2014	2016	2018	2021	2023	TOTAL
Very equal	1	0.2	-	1.6	-	-	-	-	1.8	-	-	-	-	0.3
Somewhat equal	2	2.6	-	13.8	-	-	-	-	13.3	-	-	-	-	2.7
Neither equal nor unequal	3	5.3	-	34.8	-	-	-	-	33.9	-	-	-	-	6.4
Somewhat unequal	4	8.0	-	36.6	-	-	-	-	38.0	-	-	-	-	7.6
Very unequal	5	5.5	-	12.1	-	-	-	-	12.7	-	-	-	-	3.5
DK/NA	-8	0.6	-	1.1	-	-	-	-	0.2	-	-	-	-	0.3
IAP	-1	77.8	100.0	0.0	100.0	100.0	100.0	100.0	0.0	100.0	100.0	100.0	100.0	79.2
N		7276	1508	1599	1576	1535	1396	1294	1370	1051	1031	1205	1230	22071

\* SHOW CARD(05, 09, 14)

\*\* 2009, 2014 Questionnaire: How equal or unequal do you feel about each of the followings?... Income and property

\*\*\* Keyword: Property, Equality, Income



**Table 713 How much equal R feels between men and women**

[Questionnaire] How equal or unequal do you feel about each of the followings?... Between men and women

[VAR] EQGENDER

RESPONSE	PUNCH	03-07	2008	2009	2010	2011	2012	2013	2014	2016	2018	2021	2023	TOTAL
Very equal	1	1.1	-	-	-	-	-	-	5.6	-	-	-	-	0.7
Somewhat equal	2	6.0	-	-	-	-	-	-	21.2	-	-	-	-	3.3
Neither equal nor unequal	3	6.0	-	-	-	-	-	-	33.5	-	-	-	-	4.1
Somewhat unequal	4	6.8	-	-	-	-	-	-	33.4	-	-	-	-	4.3
Very unequal	5	1.8	-	-	-	-	-	-	6.2	-	-	-	-	1.0
DK/NA	-8	0.5	-	-	-	-	-	-	0.0	-	-	-	-	0.2
IAP	-1	77.8	100.0	100.0	100.0	100.0	100.0	100.0	0.0	100.0	100.0	100.0	100.0	86.5
N		7276	1508	1599	1576	1535	1396	1294	1370	1051	1031	1205	1230	22071

\* SHOW CARD(05, 14)

\*\*\* Keyword: Equality

**Table 714 Political orientation**

[Questionnaire] To what degree do you think yourself politically liberal or conservative?

[VAR] PARTYLR

RESPONSE	PUNCH	03-07	2008	2009	2010	2011	2012	2013	2014	2016	2018	2021	2023	TOTAL
Very liberal	1	3.4	3.8	4.1	5.1	4.5	6.2	5.6	5.8	3.1	6.8	5.9	3.6	4.4
Somewhat liberal	2	26.1	23.2	28.3	25.3	28.4	28.7	27.2	30.5	29.5	37.8	27.7	24.8	27.4
Neither liberal nor conservative	3	30.3	34.6	30.3	33.3	28.7	27.9	30.8	28.7	36.6	31.7	38.1	37.2	31.6
Somewhat conservative	4	30.7	30.1	28.0	25.5	27.3	25.6	30.1	29.5	24.3	17.5	20.3	26.5	27.7
Very conservative	5	4.1	5.8	4.8	6.0	4.5	6.2	5.2	5.0	3.8	3.5	4.8	4.5	4.7
DK/NA	-8	5.4	2.5	4.4	4.8	6.6	5.5	1.2	0.4	2.7	2.7	3.2	3.4	4.1
IAP	-1	0.0	0.0	0.0	0.0	0.0	0.0	0.0	0.0	0.0	0.0	0.0	0.0	0.0
N		7276	1508	1599	1576	1535	1396	1294	1370	1051	1031	1205	1230	22071

\* SHOW CARD(16, 18)

**Table 715 Supporting political party (2003)**

[Questionnaire] Currently which political party do you support most?

[VAR] PRTYID03

RESPONSE	PUNCH	03-07	2008	2009	2010	2011	2012	2013	2014	2016	2018	2021	2023	TOTAL
United Liberal Democrats	1	0.2	-	-	-	-	-	-	-	-	-	-	-	0.0
Grand National Party	2	3.2	-	-	-	-	-	-	-	-	-	-	-	1.1
National Alliance21	3	0.3	-	-	-	-	-	-	-	-	-	-	-	0.1
Millennium Democratic Party	4	3.3	-	-	-	-	-	-	-	-	-	-	-	1.1
People's Party for Reform	5	0.2	-	-	-	-	-	-	-	-	-	-	-	0.1
Democratic Labor Party	6	0.9	-	-	-	-	-	-	-	-	-	-	-	0.3
Uri party	7	0.1	-	-	-	-	-	-	-	-	-	-	-	0.0
OTHER	66	0.1	-	-	-	-	-	-	-	-	-	-	-	0.0
NONE OF THESE	77	8.8	-	-	-	-	-	-	-	-	-	-	-	2.9
DK/NA	-8	0.9	-	-	-	-	-	-	-	-	-	-	-	0.3
IAP	-1	81.9	100.0	100.0	100.0	100.0	100.0	100.0	100.0	100.0	100.0	100.0	100.0	94.0
N		7276	1508	1599	1576	1535	1396	1294	1370	1051	1031	1205	1230	22071

\*\*\* Keyword: Party

**Table 716 Preferring political party (2003) if R has no supporting party**

[Questionnaire] If you do not actively support any party, is there a party you usually feel favorable toward?

[VAR] PRTYPR03

RESPONSE	PUNCH	03-07	2008	2009	2010	2011	2012	2013	2014	2016	2018	2021	2023	TOTAL
United Liberal Democrats	1	0.0	-	-	-	-	-	-	-	-	-	-	-	0.0
Grand National Party	2	1.4	-	-	-	-	-	-	-	-	-	-	-	0.5
National Alliance 21	3	0.2	-	-	-	-	-	-	-	-	-	-	-	0.1
Millennium Democratic Party	4	1.4	-	-	-	-	-	-	-	-	-	-	-	0.5
People's Party for Reform	5	0.2	-	-	-	-	-	-	-	-	-	-	-	0.1
Democratic Labor Party	6	0.5	-	-	-	-	-	-	-	-	-	-	-	0.2
Uri Party	7	0.0	-	-	-	-	-	-	-	-	-	-	-	0.0
OTHER	66	0.1	-	-	-	-	-	-	-	-	-	-	-	0.0
NONE OF THESE	77	4.4	-	-	-	-	-	-	-	-	-	-	-	1.5
DK/NA	-8	0.6	-	-	-	-	-	-	-	-	-	-	-	0.2
IAP	-1	91.2	100.0	100.0	100.0	100.0	100.0	100.0	100.0	100.0	100.0	100.0	100.0	97.1
N		7276	1508	1599	1576	1535	1396	1294	1370	1051	1031	1205	1230	22071

\*\*\* Keyword: Party

**Table 717 Supporting political party (2004)**

[Questionnaire] Currently which political party do you support most?

[VAR] PRTYID04

RESPONSE	PUNCH	03-07	2008	2009	2010	2011	2012	2013	2014	2016	2018	2021	2023	TOTAL
United Liberal Democrats	1	0.2	-	-	-	-	-	-	-	-	-	-	-	0.1
Grand National Party	2	4.3	-	-	-	-	-	-	-	-	-	-	-	1.4
Millennium Democratic Party	3	0.5	-	-	-	-	-	-	-	-	-	-	-	0.2
Uri Party	4	4.2	-	-	-	-	-	-	-	-	-	-	-	1.4
Democratic Labor Party	5	2.5	-	-	-	-	-	-	-	-	-	-	-	0.8
OTHER	66	0.0	-	-	-	-	-	-	-	-	-	-	-	0.0
NONE OF THESE	77	6.0	-	-	-	-	-	-	-	-	-	-	-	2.0
DK/NA	-8	0.2	-	-	-	-	-	-	-	-	-	-	-	0.1
IAP	-1	82.0	100.0	100.0	100.0	100.0	100.0	100.0	100.0	100.0	100.0	100.0	100.0	94.1
N		7276	1508	1599	1576	1535	1396	1294	1370	1051	1031	1205	1230	22071

\*\*\* Keyword: Party



**Table 718 Preferring political party (2004) if R has no supporting party**

[Questionnaire] If you do not actively support any party, is there a party you usually feel favorable toward?

[VAR] PRTYPR04

RESPONSE	PUNCH	03-07	2008	2009	2010	2011	2012	2013	2014	2016	2018	2021	2023	TOTAL
United Liberal Democrats	1	0.0	-	-	-	-	-	-	-	-	-	-	-	0.0
Grand National Party	2	1.3	-	-	-	-	-	-	-	-	-	-	-	0.4
Millennium Democratic Party	3	0.2	-	-	-	-	-	-	-	-	-	-	-	0.1
Uri Party	4	1.4	-	-	-	-	-	-	-	-	-	-	-	0.4
Democratic Labor Party	5	0.8	-	-	-	-	-	-	-	-	-	-	-	0.3
OTHER	66	0.0	-	-	-	-	-	-	-	-	-	-	-	0.0
NONE OF THESE	77	2.1	-	-	-	-	-	-	-	-	-	-	-	0.7
DK/NA	-8	0.2	-	-	-	-	-	-	-	-	-	-	-	0.1
IAP	-1	94.0	100.0	100.0	100.0	100.0	100.0	100.0	100.0	100.0	100.0	100.0	100.0	98.0
N		7276	1508	1599	1576	1535	1396	1294	1370	1051	1031	1205	1230	22071

\*\*\* Keyword: Party

**Table 719 Supporting political party (2005)**

[Questionnaire] Currently which political party do you support most?

[VAR] PRTYID05

RESPONSE	PUNCH	03-07	2008	2009	2010	2011	2012	2013	2014	2016	2018	2021	2023	TOTAL
United Liberal Democrats	1	0.2	-	-	-	-	-	-	-	-	-	-	-	0.0
Grand National Party	2	5.7	-	-	-	-	-	-	-	-	-	-	-	1.9
Millennium Democratic Party	3	0.9	-	-	-	-	-	-	-	-	-	-	-	0.3
Uri Party	4	3.2	-	-	-	-	-	-	-	-	-	-	-	1.0
Democratic Labor Party	5	2.1	-	-	-	-	-	-	-	-	-	-	-	0.7
OTHER	66	0.0	-	-	-	-	-	-	-	-	-	-	-	0.0
NONE OF THESE	77	9.4	-	-	-	-	-	-	-	-	-	-	-	3.1
DK/NA	-8	0.8	-	-	-	-	-	-	-	-	-	-	-	0.2
IAP	-1	77.8	100.0	100.0	100.0	100.0	100.0	100.0	100.0	100.0	100.0	100.0	100.0	92.7
N		7276	1508	1599	1576	1535	1396	1294	1370	1051	1031	1205	1230	22071

\*\*\* Keyword: Party

**Table 720 Preferring political party (2005) if R has no supporting party**

[Questionnaire] If you do not actively support any party, is there a party you usually feel favorable toward?

[VAR] PRTYPR05

RESPONSE	PUNCH	03-07	2008	2009	2010	2011	2012	2013	2014	2016	2018	2021	2023	TOTAL
United Liberal Democrats	1	0.1	-	-	-	-	-	-	-	-	-	-	-	0.0
Grand National Party	2	1.9	-	-	-	-	-	-	-	-	-	-	-	0.6
Millennium Democratic Party	3	0.4	-	-	-	-	-	-	-	-	-	-	-	0.1
Uri Party	4	1.4	-	-	-	-	-	-	-	-	-	-	-	0.5
Democratic Labor Party	5	0.9	-	-	-	-	-	-	-	-	-	-	-	0.3
OTHER	66	0.0	-	-	-	-	-	-	-	-	-	-	-	0.0
NONE OF THESE	77	4.4	-	-	-	-	-	-	-	-	-	-	-	1.5
DK/NA	-8	0.2	-	-	-	-	-	-	-	-	-	-	-	0.1
IAP	-1	90.5	100.0	100.0	100.0	100.0	100.0	100.0	100.0	100.0	100.0	100.0	100.0	96.9
N		7276	1508	1599	1576	1535	1396	1294	1370	1051	1031	1205	1230	22071

\*\*\* Keyword: Party

**Table 721 Supporting political party (2006)**

[Questionnaire] Currently which political party do you support most?

[VAR] PRTYID06

RESPONSE	PUNCH	03-07	2008	2009	2010	2011	2012	2013	2014	2016	2018	2021	2023	TOTAL
People First Party	1	0.2	-	-	-	-	-	-	-	-	-	-	-	0.1
Grand National Party	2	9.1	-	-	-	-	-	-	-	-	-	-	-	3.0
Millennium Democratic Party	3	1.3	-	-	-	-	-	-	-	-	-	-	-	0.4
Uri Party	4	2.7	-	-	-	-	-	-	-	-	-	-	-	0.9
Democratic Labor Party	5	2.1	-	-	-	-	-	-	-	-	-	-	-	0.7
OTHER	66	0.1	-	-	-	-	-	-	-	-	-	-	-	0.0
NONE OF THESE	77	6.1	-	-	-	-	-	-	-	-	-	-	-	2.0
DK/NA	-8	0.5	-	-	-	-	-	-	-	-	-	-	-	0.2
IAP	-1	77.9	100.0	100.0	100.0	100.0	100.0	100.0	100.0	100.0	100.0	100.0	100.0	92.7
N		7276	1508	1599	1576	1535	1396	1294	1370	1051	1031	1205	1230	22071

\*\*\* Keyword: Party

**Table 722 Preferring political party (2006) if R has no supporting party**

[Questionnaire] If you do not actively support any party, is there a party you usually feel favorable toward?

[VAR] PRTYPR06

RESPONSE	PUNCH	03-07	2008	2009	2010	2011	2012	2013	2014	2016	2018	2021	2023	TOTAL
People First Party	1	0.1	-	-	-	-	-	-	-	-	-	-	-	0.0
Grand National Party	2	1.4	-	-	-	-	-	-	-	-	-	-	-	0.5
Millennium Democratic Party	3	0.5	-	-	-	-	-	-	-	-	-	-	-	0.2
Uri Party	4	0.9	-	-	-	-	-	-	-	-	-	-	-	0.3
Democratic Labor Party	5	0.6	-	-	-	-	-	-	-	-	-	-	-	0.2
OTHER	66	0.0	-	-	-	-	-	-	-	-	-	-	-	0.0
NONE OF THESE	77	2.5	-	-	-	-	-	-	-	-	-	-	-	0.8
DK/NA	-8	0.1	-	-	-	-	-	-	-	-	-	-	-	0.0
IAP	-1	93.9	100.0	100.0	100.0	100.0	100.0	100.0	100.0	100.0	100.0	100.0	100.0	98.0
N		7276	1508	1599	1576	1535	1396	1294	1370	1051	1031	1205	1230	22071

\*\*\* Keyword: Party



**Table 723 Supporting political party (2007)**

[Questionnaire] Currently which political party do you support most?

[VAR] PRTYID07

RESPONSE	PUNCH	03-07	2008	2009	2010	2011	2012	2013	2014	2016	2018	2021	2023	TOTAL
People First Party	1	0.2	-	-	-	-	-	-	-	-	-	-	-	0.1
Democratic Labor Party	2	1.8	-	-	-	-	-	-	-	-	-	-	-	0.6
Uri Party	3	2.2	-	-	-	-	-	-	-	-	-	-	-	0.7
Centrist United Democratic Party	4	0.7	-	-	-	-	-	-	-	-	-	-	-	0.2
Grand National Party	5	8.0	-	-	-	-	-	-	-	-	-	-	-	2.6
OTHER	66	0.0	-	-	-	-	-	-	-	-	-	-	-	0.0
NONE OF THESE	77	6.3	-	-	-	-	-	-	-	-	-	-	-	2.1
DK/NA	-8	0.5	-	-	-	-	-	-	-	-	-	-	-	0.2
IAP	-1	80.3	100.0	100.0	100.0	100.0	100.0	100.0	100.0	100.0	100.0	100.0	100.0	93.5
N		7276	1508	1599	1576	1535	1396	1294	1370	1051	1031	1205	1230	22071

\*\*\* Keyword: Party

**Table 724 Preferring political party (2007) if R has no supporting party**

[Questionnaire] If you do not actively support any party, is there a party you usually feel favorable toward?

[VAR] PRTYPR07

RESPONSE	PUNCH	03-07	2008	2009	2010	2011	2012	2013	2014	2016	2018	2021	2023	TOTAL
People First Party	1	0.1	-	-	-	-	-	-	-	-	-	-	-	0.0
Democratic Labor Party	2	0.5	-	-	-	-	-	-	-	-	-	-	-	0.2
Uri Party	3	0.9	-	-	-	-	-	-	-	-	-	-	-	0.3
Centrist United Democratic Party	4	0.2	-	-	-	-	-	-	-	-	-	-	-	0.1
Grand National Party	5	1.4	-	-	-	-	-	-	-	-	-	-	-	0.5
NONE OF THESE	77	3.1	-	-	-	-	-	-	-	-	-	-	-	1.0
DK/NA	-8	0.2	-	-	-	-	-	-	-	-	-	-	-	0.1
IAP	-1	93.7	100.0	100.0	100.0	100.0	100.0	100.0	100.0	100.0	100.0	100.0	100.0	97.9
N		7276	1508	1599	1576	1535	1396	1294	1370	1051	1031	1205	1230	22071

\*\*\* Keyword: Party

**Table 725 Supporting political party (2008)**

[Questionnaire] Currently which political party do you support most?

[VAR] PRTYID08

RESPONSE	PUNCH	03-07	2008	2009	2010	2011	2012	2013	2014	2016	2018	2021	2023	TOTAL
Liberty Forward Party	1	-	3.5	-	-	-	-	-	-	-	-	-	-	0.2
Grand National Party	2	-	38.8	-	-	-	-	-	-	-	-	-	-	2.7
Pro-Park Geun-hye Coalition	3	-	5.2	-	-	-	-	-	-	-	-	-	-	0.4
Democratic Party	4	-	16.9	-	-	-	-	-	-	-	-	-	-	1.2
Renewal of Korea Party	5	-	2.7	-	-	-	-	-	-	-	-	-	-	0.2
Democratic Labor Party	6	-	8.2	-	-	-	-	-	-	-	-	-	-	0.6
New Progressive Party	7	-	1.7	-	-	-	-	-	-	-	-	-	-	0.1
OTHER	66	-	0.3	-	-	-	-	-	-	-	-	-	-	0.0
NONE OF THESE	77	-	19.6	-	-	-	-	-	-	-	-	-	-	1.3
DK/NA	-8	-	3.1	-	-	-	-	-	-	-	-	-	-	0.2
IAP	-1	100.0	0.0	100.0	100.0	100.0	100.0	100.0	100.0	100.0	100.0	100.0	100.0	93.2
N		7276	1508	1599	1576	1535	1396	1294	1370	1051	1031	1205	1230	22071

\*\*\* Keyword: Party

**Table 726 Preferring political party (2008) if R has no supporting party**

[Questionnaire] If you do not actively support any party, is there a party you usually feel favorable toward?

[VAR] PRTYPR08

RESPONSE	PUNCH	03-07	2008	2009	2010	2011	2012	2013	2014	2016	2018	2021	2023	TOTAL
Liberty Forward Party	1	-	0.5	-	-	-	-	-	-	-	-	-	-	0.0
Grand National Party	2	-	3.8	-	-	-	-	-	-	-	-	-	-	0.3
Pro-Park Geun-hye Coalition	3	-	0.9	-	-	-	-	-	-	-	-	-	-	0.1
Democratic Party	4	-	2.3	-	-	-	-	-	-	-	-	-	-	0.2
Renewal of Korea Party	5	-	0.6	-	-	-	-	-	-	-	-	-	-	0.0
Democratic Labor Party	6	-	2.1	-	-	-	-	-	-	-	-	-	-	0.1
New Progressive Party	7	-	0.2	-	-	-	-	-	-	-	-	-	-	0.0
OTHER	66	-	0.1	-	-	-	-	-	-	-	-	-	-	0.0
NONE OF THESE	77	-	9.0	-	-	-	-	-	-	-	-	-	-	0.6
DK/NA	-8	-	3.4	-	-	-	-	-	-	-	-	-	-	0.2
IAP	-1	100.0	77.3	100.0	100.0	100.0	100.0	100.0	100.0	100.0	100.0	100.0	100.0	98.5
N		7276	1508	1599	1576	1535	1396	1294	1370	1051	1031	1205	1230	22071

\*\*\* Keyword: Party

**Table 727 Supporting political party (2009)**

[Questionnaire] Currently which political party do you support most?

[VAR] PRTYID09

RESPONSE	PUNCH	03-07	2008	2009	2010	2011	2012	2013	2014	2016	2018	2021	2023	TOTAL
Liberty Forward Party	1	-	-	2.4	-	-	-	-	-	-	-	-	-	0.2
Grand National Party	2	-	-	24.1	-	-	-	-	-	-	-	-	-	1.7
Democratic Party	3	-	-	13.7	-	-	-	-	-	-	-	-	-	1.0
Renewal of Korea Party	4	-	-	0.9	-	-	-	-	-	-	-	-	-	0.1
Democratic Labor Party	5	-	-	9.6	-	-	-	-	-	-	-	-	-	0.7
New Progressive Party	6	-	-	1.2	-	-	-	-	-	-	-	-	-	0.1
Pro-Park Geun-hye Coalition	7	-	-	0.4	-	-	-	-	-	-	-	-	-	0.0
OTHER	66	-	-	0.1	-	-	-	-	-	-	-	-	-	0.0
NONE OF THESE	77	-	-	44.8	-	-	-	-	-	-	-	-	-	3.2
DK/NA	-8	-	-	2.8	-	-	-	-	-	-	-	-	-	0.2
IAP	-1	100.0	100.0	0.0	100.0	100.0	100.0	100.0	100.0	100.0	100.0	100.0	100.0	92.8
N		7276	1508	1599	1576	1535	1396	1294	1370	1051	1031	1205	1230	22071

\*\*\* Keyword: Party



**Table 728 Preferring political party (2009) if R has no supporting party**

[Questionnaire] If you do not actively support any party, is there a party you usually feel favorable toward?

[VAR] PRTYPR09

RESPONSE	PUNCH	03-07	2008	2009	2010	2011	2012	2013	2014	2016	2018	2021	2023	TOTAL
Liberty Forward Party	1	-	-	1.1	-	-	-	-	-	-	-	-	-	0.1
Grand National Party	2	-	-	7.4	-	-	-	-	-	-	-	-	-	0.5
Democratic Party	3	-	-	6.7	-	-	-	-	-	-	-	-	-	0.5
Renewal of Korea Party	4	-	-	0.9	-	-	-	-	-	-	-	-	-	0.1
Democratic Labor Party	5	-	-	4.4	-	-	-	-	-	-	-	-	-	0.3
New Progressive Party	6	-	-	0.7	-	-	-	-	-	-	-	-	-	0.1
Pro-Park Geun-hye Coalition	7	-	-	0.4	-	-	-	-	-	-	-	-	-	0.0
OTHER	66	-	-	0.2	-	-	-	-	-	-	-	-	-	0.0
NONE OF THESE	77	-	-	21.2	-	-	-	-	-	-	-	-	-	1.5
DK/NA	-8	-	-	1.7	-	-	-	-	-	-	-	-	-	0.1
IAP	-1	100.0	100.0	55.2	100.0	100.0	100.0	100.0	100.0	100.0	100.0	100.0	100.0	96.7
N		7276	1508	1599	1576	1535	1396	1294	1370	1051	1031	1205	1230	22071

\*\*\* Keyword: Party

**Table 729 Supporting political party (2010)**

[Questionnaire] Currently which political party do you support most?

[VAR] PRTYID10

RESPONSE	PUNCH	03-07	2008	2009	2010	2011	2012	2013	2014	2016	2018	2021	2023	TOTAL
Grand National Party	1	-	-	-	31.4	-	-	-	-	-	-	-	-	2.2
Democratic Party	2	-	-	-	27.7	-	-	-	-	-	-	-	-	2.0
The Liberty Forward Party	3	-	-	-	2.3	-	-	-	-	-	-	-	-	0.2
Future Hope Alliance	4	-	-	-	0.3	-	-	-	-	-	-	-	-	0.0
Democratic Labor Party	5	-	-	-	4.6	-	-	-	-	-	-	-	-	0.3
The Creative Korea Party	6	-	-	-	0.8	-	-	-	-	-	-	-	-	0.1
Solidarity for New Progressive Party	7	-	-	-	1.2	-	-	-	-	-	-	-	-	0.1
The Participation Party	8	-	-	-	2.6	-	-	-	-	-	-	-	-	0.2
Pro-Park Geun-hye Coalition	9	-	-	-	0.3	-	-	-	-	-	-	-	-	0.0
OTHER	66	-	-	-	0.1	-	-	-	-	-	-	-	-	0.0
NONE OF THESE	77	-	-	-	26.3	-	-	-	-	-	-	-	-	1.9
DK/NA	-8	-	-	-	2.5	-	-	-	-	-	-	-	-	0.2
IAP	-1	100.0	100.0	100.0	0.0	100.0	100.0	100.0	100.0	100.0	100.0	100.0	100.0	92.9
N		7276	1508	1599	1576	1535	1396	1294	1370	1051	1031	1205	1230	22071

\*\*\* Keyword: Party

**Table 730 Supporting political party (2011)**

[Questionnaire] Supporting political party (2011)

[VAR] PRTYID11

RESPONSE	PUNCH	03-07	2008	2009	2010	2011	2012	2013	2014	2016	2018	2021	2023	TOTAL
Grand National Party	1	-	-	-	-	30.9	-	-	-	-	-	-	-	2.2
Democratic Party	2	-	-	-	-	23.3	-	-	-	-	-	-	-	1.6
The Liberty Forward Party	3	-	-	-	-	2.1	-	-	-	-	-	-	-	0.1
Future Hope Alliance	4	-	-	-	-	0.5	-	-	-	-	-	-	-	0.0
Democratic Labor Party	5	-	-	-	-	5.4	-	-	-	-	-	-	-	0.4
The Creative Korea Party	6	-	-	-	-	0.5	-	-	-	-	-	-	-	0.0
Solidarity for New Progressive Party	7	-	-	-	-	0.7	-	-	-	-	-	-	-	0.0
The Participation Party	8	-	-	-	-	2.6	-	-	-	-	-	-	-	0.2
OTHER	66	-	-	-	-	0.1	-	-	-	-	-	-	-	0.0
NONE OF THESE	77	-	-	-	-	29.7	-	-	-	-	-	-	-	2.1
DK/NA	-8	-	-	-	-	4.0	-	-	-	-	-	-	-	0.3
IAP	-1	100.0	100.0	100.0	100.0	0.0	100.0	100.0	100.0	100.0	100.0	100.0	100.0	93.0
N		7276	1508	1599	1576	1535	1396	1294	1370	1051	1031	1205	1230	22071

\* SHOW CARD

\*\*\* Keyword: Party

**Table 731 Supporting political party (2012)**

[Questionnaire] Supporting political party (2012)

[VAR] PRTYID12

RESPONSE	PUNCH	03-07	2008	2009	2010	2011	2012	2013	2014	2016	2018	2021	2023	TOTAL
Saenuri Party	1	-	-	-	-	-	33.0	-	-	-	-	-	-	2.1
Democratic United Party	2	-	-	-	-	-	28.9	-	-	-	-	-	-	1.8
Unified Progressive Party	3	-	-	-	-	-	4.4	-	-	-	-	-	-	0.3
Advancement and Unification Party	4	-	-	-	-	-	0.6	-	-	-	-	-	-	0.0
Democratic Party	5	-	-	-	-	-	0.1	-	-	-	-	-	-	0.0
Labor Party	6	-	-	-	-	-	0.7	-	-	-	-	-	-	0.0
People's Happiness Party	7	-	-	-	-	-	0.0	-	-	-	-	-	-	0.0
Korea Vision Party	8	-	-	-	-	-	0.8	-	-	-	-	-	-	0.0
OTHER	66	-	-	-	-	-	0.5	-	-	-	-	-	-	0.0
NONE OF THESE	77	-	-	-	-	-	28.1	-	-	-	-	-	-	1.8
DK/NA	-8	-	-	-	-	-	2.9	-	-	-	-	-	-	0.2
IAP	-1	100.0	100.0	100.0	100.0	100.0	0.0	100.0	100.0	100.0	100.0	100.0	100.0	93.7
N		7276	1508	1599	1576	1535	1396	1294	1370	1051	1031	1205	1230	22071

\* SHOW CARD

\*\*\* Keyword: Party



**Table 732 Supporting political party (2013)**

[Questionnaire] Currently which political party do you support most?

[VAR] PRTYID13

RESPONSE	PUNCH	03-07	2008	2009	2010	2011	2012	2013	2014	2016	2018	2021	2023	TOTAL
Saenuri Party	1	-	-	-	-	-	-	41.8	-	-	-	-	-	2.4
Democratic Party	2	-	-	-	-	-	-	24.6	-	-	-	-	-	1.4
Unified Progressive Party	3	-	-	-	-	-	-	2.3	-	-	-	-	-	0.1
Liberal Justice Party	4	-	-	-	-	-	-	0.7	-	-	-	-	-	0.0
OTHER	66	-	-	-	-	-	-	0.2	-	-	-	-	-	0.0
NONE OF THESE	77	-	-	-	-	-	-	30.3	-	-	-	-	-	1.8
DK/NA	-8	-	-	-	-	-	-	0.1	-	-	-	-	-	0.0
IAP	-1	100.0	100.0	100.0	100.0	100.0	100.0	0.0	100.0	100.0	100.0	100.0	100.0	94.1
N		7276	1508	1599	1576	1535	1396	1294	1370	1051	1031	1205	1230	22071

\* SHOW CARD

\*\*\* Keyword: Party

**Table 733 Preferring political party (2013) if R has no supporting party**

[Questionnaire] If you do not actively support any party, is there a party you usually feel favorable toward?

[VAR] PRTYPR13

RESPONSE	PUNCH	03-07	2008	2009	2010	2011	2012	2013	2014	2016	2018	2021	2023	TOTAL
Saenuri Party	1	-	-	-	-	-	-	6.9	-	-	-	-	-	0.4
Democratic Party	2	-	-	-	-	-	-	7.7	-	-	-	-	-	0.5
Unified Progressive Party	3	-	-	-	-	-	-	0.8	-	-	-	-	-	0.0
Liberal Justice Party	4	-	-	-	-	-	-	0.5	-	-	-	-	-	0.0
OTHER	66	-	-	-	-	-	-	0.2	-	-	-	-	-	0.0
NONE OF THESE	77	-	-	-	-	-	-	14.2	-	-	-	-	-	0.8
IAP	-1	100.0	100.0	100.0	100.0	100.0	100.0	69.7	100.0	100.0	100.0	100.0	100.0	98.2
N		7276	1508	1599	1576	1535	1396	1294	1370	1051	1031	1205	1230	22071

\* SHOW CARD

\*\*\* Keyword: Party

**Table 734 Supporting political party (2014)**

[Questionnaire] Supporting political party (2014)

[VAR] PRTYID14

RESPONSE	PUNCH	03-07	2008	2009	2010	2011	2012	2013	2014	2016	2018	2021	2023	TOTAL
Saenuri Party	1	-	-	-	-	-	-	-	34.3	-	-	-	-	2.1
New Politics Alliance for Democracy	2	-	-	-	-	-	-	-	22.3	-	-	-	-	1.4
Unified Progressive Party	3	-	-	-	-	-	-	-	2.9	-	-	-	-	0.2
Liberal Justice Party	4	-	-	-	-	-	-	-	2.3	-	-	-	-	0.1
OTHER	66	-	-	-	-	-	-	-	0.1	-	-	-	-	0.0
NONE OF THESE	77	-	-	-	-	-	-	-	37.4	-	-	-	-	2.3
DK/NA	-8	-	-	-	-	-	-	-	0.6	-	-	-	-	0.0
IAP	-1	100.0	100.0	100.0	100.0	100.0	100.0	100.0	0.0	100.0	100.0	100.0	100.0	93.8
N		7276	1508	1599	1576	1535	1396	1294	1370	1051	1031	1205	1230	22071

\* SHOW CARD

\*\*\* Keyword: Party

**Table 735 Preferring political party (2014) if R has no supporting party**

[Questionnaire] If you do not actively support any party, is there a party you usually feel favorable toward?

[VAR] PRTYPR14

RESPONSE	PUNCH	03-07	2008	2009	2010	2011	2012	2013	2014	2016	2018	2021	2023	TOTAL
Saenuri Party	1	-	-	-	-	-	-	-	7.0	-	-	-	-	0.4
New Politics Alliance for Democracy	2	-	-	-	-	-	-	-	8.0	-	-	-	-	0.5
Unified Progressive Party	3	-	-	-	-	-	-	-	0.6	-	-	-	-	0.0
Liberal Justice Party	4	-	-	-	-	-	-	-	0.7	-	-	-	-	0.0
OTHER	66	-	-	-	-	-	-	-	0.1	-	-	-	-	0.0
NONE OF THESE	77	-	-	-	-	-	-	-	20.7	-	-	-	-	1.3
DK/NA	-8	-	-	-	-	-	-	-	0.3	-	-	-	-	0.0
IAP	-1	100.0	100.0	100.0	100.0	100.0	100.0	100.0	62.6	100.0	100.0	100.0	100.0	97.7
N		7276	1508	1599	1576	1535	1396	1294	1370	1051	1031	1205	1230	22071

\* SHOW CARD

\*\*\* Keyword: Party

**Table 736 Supporting political party (2016)**

[Questionnaire] Currently which political party do you support most?

[VAR] PRTYID16

RESPONSE	PUNCH	03-07	2008	2009	2010	2011	2012	2013	2014	2016	2018	2021	2023	TOTAL
Saenuri Party	1	-	-	-	-	-	-	-	-	30.9	-	-	-	1.5
The Minjoo Party	2	-	-	-	-	-	-	-	-	24.9	-	-	-	1.2
People's Party	3	-	-	-	-	-	-	-	-	13.0	-	-	-	0.6
Justice Party	4	-	-	-	-	-	-	-	-	4.9	-	-	-	0.2
None of these	77	-	-	-	-	-	-	-	-	24.0	-	-	-	1.1
DK/NA	-8	-	-	-	-	-	-	-	-	2.3	-	-	-	0.1
IAP	-1	100.0	100.0	100.0	100.0	100.0	100.0	100.0	100.0	0.0	100.0	100.0	100.0	95.2
N		7276	1508	1599	1576	1535	1396	1294	1370	1051	1031	1205	1230	22071

\* SHOW CARD

\*\*\* Keyword: Party



**Table 737 Preferred political party (2016) (if R has no supporting party)**

[Questionnaire] If you do not actively support any party, is there a party you usually feel favorable toward?

[VAR] PRTYPR16

RESPONSE	PUNCH	03-07	2008	2009	2010	2011	2012	2013	2014	2016	2018	2021	2023	TOTAL
Saenuri Party	1	-	-	-	-	-	-	-	-	4.3	-	-	-	0.2
The Minjoo Party	2	-	-	-	-	-	-	-	-	5.0	-	-	-	0.2
People's Party	3	-	-	-	-	-	-	-	-	3.2	-	-	-	0.2
Justice Party	4	-	-	-	-	-	-	-	-	1.0	-	-	-	0.0
None of these	77	-	-	-	-	-	-	-	-	10.0	-	-	-	0.5
DK/NA	-8	-	-	-	-	-	-	-	-	0.5	-	-	-	0.0
IAP	-1	100.0	100.0	100.0	100.0	100.0	100.0	100.0	100.0	76.0	100.0	100.0	100.0	98.9
N		7276	1508	1599	1576	1535	1396	1294	1370	1051	1031	1205	1230	22071

\* SHOW CARD

\*\*\* Keyword: Party

**Table 738 Supporting political party (2018)**

[Questionnaire] Currently which political party do you support most?

[VAR] PRTYID18

RESPONSE	PUNCH	03-07	2008	2009	2010	2011	2012	2013	2014	2016	2018	2021	2023	TOTAL
The Minjoo Party	1	-	-	-	-	-	-	-	-	-	52.7	-	-	2.5
Liberty Korea Party	2	-	-	-	-	-	-	-	-	-	10.9	-	-	0.5
Bareunmirae Party	3	-	-	-	-	-	-	-	-	-	4.3	-	-	0.2
Party for Democracy and Peace	4	-	-	-	-	-	-	-	-	-	1.0	-	-	0.0
Justice Party	5	-	-	-	-	-	-	-	-	-	7.9	-	-	0.4
OTHER	66	-	-	-	-	-	-	-	-	-	0.4	-	-	0.0
NONE OF THESE	77	-	-	-	-	-	-	-	-	-	20.7	-	-	1.0
DK/NA	-8	-	-	-	-	-	-	-	-	-	2.3	-	-	0.1
IAP	-1	100.0	100.0	100.0	100.0	100.0	100.0	100.0	100.0	100.0	0.0	100.0	100.0	95.3
N		7276	1508	1599	1576	1535	1396	1294	1370	1051	1031	1205	1230	22071

\* SHOW CARD

\*\*\* Keyword: Party

**Table 739 Preferring political party (2018) if R has no supporting party**

[Questionnaire] If you do not actively support any party, is there a party you usually feel favorable toward?

[VAR] PRTYPR18

RESPONSE	PUNCH	03-07	2008	2009	2010	2011	2012	2013	2014	2016	2018	2021	2023	TOTAL
The Minjoo Party	1	-	-	-	-	-	-	-	-	-	4.3	-	-	0.2
Liberty Korea Party	2	-	-	-	-	-	-	-	-	-	1.8	-	-	0.1
Bareunmirae Party	3	-	-	-	-	-	-	-	-	-	1.5	-	-	0.1
Justice Party	4	-	-	-	-	-	-	-	-	-	1.5	-	-	0.1
OTHER	66	-	-	-	-	-	-	-	-	-	0.2	-	-	0.0
NONE OF THESE	77	-	-	-	-	-	-	-	-	-	10.4	-	-	0.5
DK/NA	-8	-	-	-	-	-	-	-	-	-	1.2	-	-	0.1
IAP	-1	100.0	100.0	100.0	100.0	100.0	100.0	100.0	100.0	100.0	79.3	100.0	100.0	99.0
N		7276	1508	1599	1576	1535	1396	1294	1370	1051	1031	1205	1230	22071

\* SHOW CARD

\*\*\* Keyword: Party

**Table 740 Supporting political party (2021)**

[Questionnaire] Currently which political party do you support most?

[VAR] PRTYID21

RESPONSE	PUNCH	03-07	2008	2009	2010	2011	2012	2013	2014	2016	2018	2021	2023	TOTAL
Democratic Party of Korea	1	-	-	-	-	-	-	-	-	-	-	29.5	-	1.6
People Power Party	2	-	-	-	-	-	-	-	-	-	-	26.8	-	1.5
Justice Party	3	-	-	-	-	-	-	-	-	-	-	3.0	-	0.2
The People's Party	4	-	-	-	-	-	-	-	-	-	-	3.0	-	0.2
Open Democratic Party	5	-	-	-	-	-	-	-	-	-	-	1.5	-	0.1
OTHER	66	-	-	-	-	-	-	-	-	-	-	0.1	-	0.0
NONE OF THESE	77	-	-	-	-	-	-	-	-	-	-	32.1	-	1.7
DK/NA	-8	-	-	-	-	-	-	-	-	-	-	4.1	-	0.2
IAP	-1	100.0	100.0	100.0	100.0	100.0	100.0	100.0	100.0	100.0	100.0	0.0	100.0	94.5
N		7276	1508	1599	1576	1535	1396	1294	1370	1051	1031	1205	1230	22071

\*\*\* Keyword: Party

**Table 741 Supporting political party (2023)**

[Questionnaire] 1. Currently which political party do you support most?

[VAR] PRTYID23

RESPONSE	PUNCH	03-07	2008	2009	2010	2011	2012	2013	2014	2016	2018	2021	2023	TOTAL
Democratic Party of Korea	1	-	-	-	-	-	-	-	-	-	-	-	25.4	1.4
People Power Party	2	-	-	-	-	-	-	-	-	-	-	-	34.6	1.9
Justice Party	3	-	-	-	-	-	-	-	-	-	-	-	1.3	0.1
Jinbo Party	4	-	-	-	-	-	-	-	-	-	-	-	0.6	0.0
Basic Income Party	5	-	-	-	-	-	-	-	-	-	-	-	0.6	0.0
Other	66	-	-	-	-	-	-	-	-	-	-	-	0.0	0.0
None of these	77	-	-	-	-	-	-	-	-	-	-	-	35.3	2.0
DK/NA	-8	-	-	-	-	-	-	-	-	-	-	-	2.4	0.1
IAP	-1	100.0	100.0	100.0	100.0	100.0	100.0	100.0	100.0	100.0	100.0	100.0	0.0	94.4
N		7276	1508	1599	1576	1535	1396	1294	1370	1051	1031	1205	1230	22071

\*\*\* Keyword: Party



**Table 742 Preferring political party (2021) if R has no supporting party**

[Questionnaire] If you do not actively support any party, is there a party you usually feel favorable toward?

[VAR] PRTYPR21

RESPONSE	PUNCH	03-07	2008	2009	2010	2011	2012	2013	2014	2016	2018	2021	2023	TOTAL
Democratic Party of Korea	1	-	-	-	-	-	-	-	-	-	-	3.3	-	0.2
People Power Party	2	-	-	-	-	-	-	-	-	-	-	4.2	-	0.2
Justice Party	3	-	-	-	-	-	-	-	-	-	-	1.0	-	0.1
The People's Party	4	-	-	-	-	-	-	-	-	-	-	0.5	-	0.0
Open Democratic Party	5	-	-	-	-	-	-	-	-	-	-	0.2	-	0.0
OTHER	66	-	-	-	-	-	-	-	-	-	-	0.1	-	0.0
NONE OF THESE	77	-	-	-	-	-	-	-	-	-	-	22.3	-	1.2
DK/NA	-8	-	-	-	-	-	-	-	-	-	-	0.3	-	0.0
IAP	-1	100.0	100.0	100.0	100.0	100.0	100.0	100.0	100.0	100.0	100.0	68.0	100.0	98.3
N		7276	1508	1599	1576	1535	1396	1294	1370	1051	1031	1205	1230	22071

\*\*\* Keyword: Party

**Table 743 Preferring political party (2023) if R has no supporting party**

[Questionnaire] (If none of these) If you do not actively support any party, is there a party you usually feel favorable toward?

[VAR] PRTYPR23

RESPONSE	PUNCH	03-07	2008	2009	2010	2011	2012	2013	2014	2016	2018	2021	2023	TOTAL
Democratic Party of Korea	1	-	-	-	-	-	-	-	-	-	-	-	4.3	0.2
People Power Party	2	-	-	-	-	-	-	-	-	-	-	-	5.4	0.3
Justice Party	3	-	-	-	-	-	-	-	-	-	-	-	1.1	0.1
Jinbo Party	4	-	-	-	-	-	-	-	-	-	-	-	0.2	0.0
Basic Income Party	5	-	-	-	-	-	-	-	-	-	-	-	0.2	0.0
None of these	77	-	-	-	-	-	-	-	-	-	-	-	24.0	1.3
DK/NA	-8	-	-	-	-	-	-	-	-	-	-	-	0.2	0.0
IAP	-1	100.0	100.0	100.0	100.0	100.0	100.0	100.0	100.0	100.0	100.0	100.0	64.7	98.0
N		7276	1508	1599	1576	1535	1396	1294	1370	1051	1031	1205	1230	22071

\*\*\* Keyword: Party

**Table 744 Party with the most possibility of taking political power (2003)**

[Questionnaire] Which party do you think has the ability to take political power in the next presidential election?

[VAR] PRTYAB03

RESPONSE	PUNCH	03-07	2008	2009	2010	2011	2012	2013	2014	2016	2018	2021	2023	TOTAL
United Liberal Democrats	1	0.1	-	-	-	-	-	-	-	-	-	-	-	0.0
Grand National Party	2	7.4	-	-	-	-	-	-	-	-	-	-	-	2.4
National Alliance 21	3	0.2	-	-	-	-	-	-	-	-	-	-	-	0.1
Millennium Democratic Party	4	2.9	-	-	-	-	-	-	-	-	-	-	-	1.0
People's Party for Reform	5	0.2	-	-	-	-	-	-	-	-	-	-	-	0.1
Democratic Labor Party	6	0.3	-	-	-	-	-	-	-	-	-	-	-	0.1
Uri Party	7	0.1	-	-	-	-	-	-	-	-	-	-	-	0.0
OTHER	66	0.1	-	-	-	-	-	-	-	-	-	-	-	0.0
NONE OF THESE	77	2.6	-	-	-	-	-	-	-	-	-	-	-	0.8
DK/NA	-8	4.2	-	-	-	-	-	-	-	-	-	-	-	1.4
IAP	-1	81.9	100.0	100.0	100.0	100.0	100.0	100.0	100.0	100.0	100.0	100.0	100.0	94.0
N		7276	1508	1599	1576	1535	1396	1294	1370	1051	1031	1205	1230	22071

\*\*\* Keyword: Party

**Table 745 Party with the most possibility of taking political power (2004)**

[Questionnaire] Which party do you think has the ability to take political power in the next presidential election?

[VAR] PRTYAB04

RESPONSE	PUNCH	03-07	2008	2009	2010	2011	2012	2013	2014	2016	2018	2021	2023	TOTAL
United Liberal Democrats	1	0.1	-	-	-	-	-	-	-	-	-	-	-	0.0
Grand National Party	2	7.6	-	-	-	-	-	-	-	-	-	-	-	2.5
Millennium Democratic Party	3	0.3	-	-	-	-	-	-	-	-	-	-	-	0.1
Uri Party	4	5.5	-	-	-	-	-	-	-	-	-	-	-	1.8
Democratic Labor Party	5	1.2	-	-	-	-	-	-	-	-	-	-	-	0.4
OTHER	66	0.0	-	-	-	-	-	-	-	-	-	-	-	0.0
NONE OF THESE	77	1.1	-	-	-	-	-	-	-	-	-	-	-	0.3
DK/NA	-8	2.4	-	-	-	-	-	-	-	-	-	-	-	0.8
IAP	-1	82.0	100.0	100.0	100.0	100.0	100.0	100.0	100.0	100.0	100.0	100.0	100.0	94.1
N		7276	1508	1599	1576	1535	1396	1294	1370	1051	1031	1205	1230	22071

\*\*\* Keyword: Party

**Table 746 Party with the most possibility of taking political power (2005)**

[Questionnaire] Which party do you think has the most ability to take political power in the next presidential election?

[VAR] PRTYAB05

RESPONSE	PUNCH	03-07	2008	2009	2010	2011	2012	2013	2014	2016	2018	2021	2023	TOTAL
United Liberal Democrats	1	0.0	-	-	-	-	-	-	-	-	-	-	-	0.0
Grand National Party	2	12.0	-	-	-	-	-	-	-	-	-	-	-	4.0
Millennium Democratic Party	3	0.6	-	-	-	-	-	-	-	-	-	-	-	0.2
Uri Party	4	3.5	-	-	-	-	-	-	-	-	-	-	-	1.2
Democratic Labor Party	5	0.5	-	-	-	-	-	-	-	-	-	-	-	0.2
OTHER	66	0.1	-	-	-	-	-	-	-	-	-	-	-	0.0
NONE OF THESE	77	1.0	-	-	-	-	-	-	-	-	-	-	-	0.3
DK/NA	-8	4.4	-	-	-	-	-	-	-	-	-	-	-	1.4
IAP	-1	77.8	100.0	100.0	100.0	100.0	100.0	100.0	100.0	100.0	100.0	100.0	100.0	92.7
N		7276	1508	1599	1576	1535	1396	1294	1370	1051	1031	1205	1230	22071

\*\*\* Keyword: Party



**Table 747 Party with the most possibility of taking political power (2006)**

[Questionnaire] Which party do you think has the most ability to take political power in the next presidential election?

[VAR] PRTYAB06

RESPONSE	PUNCH	03-07	2008	2009	2010	2011	2012	2013	2014	2016	2018	2021	2023	TOTAL
People First Party	1	0.2	-	-	-	-	-	-	-	-	-	-	-	0.1
Grand National Party	2	16.9	-	-	-	-	-	-	-	-	-	-	-	5.6
Millennium Democratic Party	3	0.5	-	-	-	-	-	-	-	-	-	-	-	0.2
Uri Party	4	1.0	-	-	-	-	-	-	-	-	-	-	-	0.3
Democratic Labor Party	5	0.4	-	-	-	-	-	-	-	-	-	-	-	0.1
OTHER	66	0.1	-	-	-	-	-	-	-	-	-	-	-	0.0
NONE OF THESE	77	1.0	-	-	-	-	-	-	-	-	-	-	-	0.3
DK/NA	-8	1.9	-	-	-	-	-	-	-	-	-	-	-	0.6
IAP	-1	78.0	100.0	100.0	100.0	100.0	100.0	100.0	100.0	100.0	100.0	100.0	100.0	92.7
N		7276	1508	1599	1576	1535	1396	1294	1370	1051	1031	1205	1230	22071

\*\*\* Keyword: Party

**Table 748 Party with the most possibility of taking political power (2007)**

[Questionnaire] Which party do you think has the most ability to take political power in the next presidential election?

[VAR] PRTYAB07

RESPONSE	PUNCH	03-07	2008	2009	2010	2011	2012	2013	2014	2016	2018	2021	2023	TOTAL
People First Party	1	0.1	-	-	-	-	-	-	-	-	-	-	-	0.0
Democratic Labor Party	2	0.6	-	-	-	-	-	-	-	-	-	-	-	0.2
Uri Party	3	0.9	-	-	-	-	-	-	-	-	-	-	-	0.3
Centrist United Democratic Party	4	0.4	-	-	-	-	-	-	-	-	-	-	-	0.1
Grand National Party	5	14.4	-	-	-	-	-	-	-	-	-	-	-	4.8
OTHER	66	0.0	-	-	-	-	-	-	-	-	-	-	-	0.0
NONE OF THESE	77	0.9	-	-	-	-	-	-	-	-	-	-	-	0.3
DK/NA	-8	2.3	-	-	-	-	-	-	-	-	-	-	-	0.8
IAP	-1	80.3	100.0	100.0	100.0	100.0	100.0	100.0	100.0	100.0	100.0	100.0	100.0	93.5
N		7276	1508	1599	1576	1535	1396	1294	1370	1051	1031	1205	1230	22071

\*\*\* Keyword: Party

**Table 749 Party with the most possibility of taking political power (2008)**

[Questionnaire] Which party do you think has the most ability to take political power in the next presidential election?

[VAR] PRTYAB08

RESPONSE	PUNCH	03-07	2008	2009	2010	2011	2012	2013	2014	2016	2018	2021	2023	TOTAL
Liberty Forward Party	1	-	2.9	-	-	-	-	-	-	-	-	-	-	0.2
Grand National Party	2	-	50.4	-	-	-	-	-	-	-	-	-	-	3.4
Pro-Park Geun-hye Coalition	3	-	7.2	-	-	-	-	-	-	-	-	-	-	0.5
Democratic Party	4	-	12.7	-	-	-	-	-	-	-	-	-	-	0.9
Renewal of Korea Party	5	-	2.0	-	-	-	-	-	-	-	-	-	-	0.1
Democratic Labor Party	6	-	5.3	-	-	-	-	-	-	-	-	-	-	0.4
New Progressive Party	7	-	0.8	-	-	-	-	-	-	-	-	-	-	0.1
OTHER	66	-	0.4	-	-	-	-	-	-	-	-	-	-	0.0
NONE OF THESE	77	-	8.2	-	-	-	-	-	-	-	-	-	-	0.6
DK/NA	-8	-	10.1	-	-	-	-	-	-	-	-	-	-	0.7
IAP	-1	100.0	0.0	100.0	100.0	100.0	100.0	100.0	100.0	100.0	100.0	100.0	100.0	93.2
N		7276	1508	1599	1576	1535	1396	1294	1370	1051	1031	1205	1230	22071

\*\*\* Keyword: Party

**Table 750 Party with the most possibility of taking political power (2009)**

[Questionnaire] Which party do you think has the most ability to take political power in the next presidential election?

[VAR] PRTYAB09

RESPONSE	PUNCH	03-07	2008	2009	2010	2011	2012	2013	2014	2016	2018	2021	2023	TOTAL
Liberty Forward Party	1	-	-	2.9	-	-	-	-	-	-	-	-	-	0.2
Grand National Party	2	-	-	46.3	-	-	-	-	-	-	-	-	-	3.4
Democratic Party	3	-	-	17.5	-	-	-	-	-	-	-	-	-	1.3
Renewal of Korea Party	4	-	-	0.8	-	-	-	-	-	-	-	-	-	0.1
Democratic Labor Party	5	-	-	6.8	-	-	-	-	-	-	-	-	-	0.5
New Progressive Party	6	-	-	0.4	-	-	-	-	-	-	-	-	-	0.0
Pro-Park Geun-hye Coalition	7	-	-	0.7	-	-	-	-	-	-	-	-	-	0.0
OTHER	66	-	-	0.6	-	-	-	-	-	-	-	-	-	0.0
NONE OF THESE	77	-	-	8.9	-	-	-	-	-	-	-	-	-	0.6
DK/NA	-8	-	-	15.1	-	-	-	-	-	-	-	-	-	1.1
IAP	-1	100.0	100.0	0.0	100.0	100.0	100.0	100.0	100.0	100.0	100.0	100.0	100.0	92.8
N		7276	1508	1599	1576	1535	1396	1294	1370	1051	1031	1205	1230	22071

\*\*\* Keyword: Party



**Table 751 Party with the most possibility of taking political power (2011)**

[Questionnaire] Which party do you think has the most ability to take political power in the next presidential election?

[VAR] PRTYAB11

RESPONSE	PUNCH	03-07	2008	2009	2010	2011	2012	2013	2014	2016	2018	2021	2023	TOTAL
Grand National Party	1	-	-	-	-	49.3	-	-	-	-	-	-	-	3.4
Democratic Party	2	-	-	-	-	27.1	-	-	-	-	-	-	-	1.9
The Liberty Forward Party	3	-	-	-	-	0.6	-	-	-	-	-	-	-	0.0
Future Hope Alliance	4	-	-	-	-	0.3	-	-	-	-	-	-	-	0.0
Democratic Labor Party	5	-	-	-	-	1.2	-	-	-	-	-	-	-	0.1
The Creative Korea Party	6	-	-	-	-	0.1	-	-	-	-	-	-	-	0.0
Solidarity for New Progressive Party	7	-	-	-	-	0.1	-	-	-	-	-	-	-	0.0
The Participation Party	8	-	-	-	-	1.0	-	-	-	-	-	-	-	0.1
OTHER	66	-	-	-	-	0.1	-	-	-	-	-	-	-	0.0
NONE OF THESE	77	-	-	-	-	3.9	-	-	-	-	-	-	-	0.3
DK/NA	-8	-	-	-	-	16.4	-	-	-	-	-	-	-	1.1
IAP	-1	100.0	100.0	100.0	100.0	0.0	100.0	100.0	100.0	100.0	100.0	100.0	100.0	93.0
N		7276	1508	1599	1576	1535	1396	1294	1370	1051	1031	1205	1230	22071

\*\*\* Keyword: Party

**Table 752 Party with the most possibility of taking political power (2012)**

[Questionnaire] Which party do you think has the most ability to take political power in the next presidential election?

[VAR] PRTYAB12

RESPONSE	PUNCH	03-07	2008	2009	2010	2011	2012	2013	2014	2016	2018	2021	2023	TOTAL
Saenuri Party	1	-	-	-	-	-	55.2	-	-	-	-	-	-	3.5
Democratic United Party	2	-	-	-	-	-	22.6	-	-	-	-	-	-	1.4
Unified Progressive Party	3	-	-	-	-	-	0.9	-	-	-	-	-	-	0.1
Advancement and Unification Party	4	-	-	-	-	-	0.2	-	-	-	-	-	-	0.0
Democratic Party	5	-	-	-	-	-	0.1	-	-	-	-	-	-	0.0
Labor Party	6	-	-	-	-	-	0.0	-	-	-	-	-	-	0.0
People's Happiness Party	7	-	-	-	-	-	0.0	-	-	-	-	-	-	0.0
Korea Vision Party	8	-	-	-	-	-	0.7	-	-	-	-	-	-	0.0
OTHER	66	-	-	-	-	-	1.0	-	-	-	-	-	-	0.1
NONE OF THESE	77	-	-	-	-	-	6.1	-	-	-	-	-	-	0.4
DK/NA	-8	-	-	-	-	-	13.1	-	-	-	-	-	-	0.8
IAP	-1	100.0	100.0	100.0	100.0	100.0	0.0	100.0	100.0	100.0	100.0	100.0	100.0	93.7
N		7276	1508	1599	1576	1535	1396	1294	1370	1051	1031	1205	1230	22071

\*\*\* Keyword: Party

**Table 753 Party with the most possibility of taking political power (2013)**

[Questionnaire] Which party do you think has the most ability to take political power in the next presidential election?

[VAR] PRTYAB13

RESPONSE	PUNCH	03-07	2008	2009	2010	2011	2012	2013	2014	2016	2018	2021	2023	TOTAL
Saenuri Party	1	-	-	-	-	-	-	62.5	-	-	-	-	-	3.7
Democratic Party	2	-	-	-	-	-	-	19.2	-	-	-	-	-	1.1
Unified Progressive Party	3	-	-	-	-	-	-	0.7	-	-	-	-	-	0.0
Liberal Justice Party	4	-	-	-	-	-	-	0.1	-	-	-	-	-	0.0
OTHER	66	-	-	-	-	-	-	1.9	-	-	-	-	-	0.1
NONE OF THESE	77	-	-	-	-	-	-	5.3	-	-	-	-	-	0.3
DK/NA	-8	-	-	-	-	-	-	10.4	-	-	-	-	-	0.6
IAP	-1	100.0	100.0	100.0	100.0	100.0	100.0	0.0	100.0	100.0	100.0	100.0	100.0	94.1
N		7276	1508	1599	1576	1535	1396	1294	1370	1051	1031	1205	1230	22071

\* SHOW CARD

\*\*\* Keyword: Party

**Table 754 Party with the most possibility of taking political power (2014)**

[Questionnaire] Which party do you think has the most ability to take political power in the next presidential election?

[VAR] PRTYAB14

RESPONSE	PUNCH	03-07	2008	2009	2010	2011	2012	2013	2014	2016	2018	2021	2023	TOTAL
Saenuri Party	1	-	-	-	-	-	-	-	56.2	-	-	-	-	3.5
New Politics Alliance for Democracy	2	-	-	-	-	-	-	-	25.5	-	-	-	-	1.6
Unified Progressive Party	3	-	-	-	-	-	-	-	1.8	-	-	-	-	0.1
Liberal Justice Party	4	-	-	-	-	-	-	-	0.3	-	-	-	-	0.0
OTHER	66	-	-	-	-	-	-	-	0.2	-	-	-	-	0.0
NONE OF THESE	77	-	-	-	-	-	-	-	14.5	-	-	-	-	0.9
DK/NA	-8	-	-	-	-	-	-	-	1.4	-	-	-	-	0.1
IAP	-1	100.0	100.0	100.0	100.0	100.0	100.0	100.0	0.0	100.0	100.0	100.0	100.0	93.8
N		7276	1508	1599	1576	1535	1396	1294	1370	1051	1031	1205	1230	22071

\* SHOW CARD

\*\*\* Keyword: Party

**Table 755 Voted or not for the 2002 presidential election**

[Questionnaire] Did you vote in the last presidential election (Dec. 2002)?

[VAR] VOTE02

RESPONSE	PUNCH	03-07	2008	2009	2010	2011	2012	2013	2014	2016	2018	2021	2023	TOTAL
Voted	1	14.7	-	-	-	-	-	-	-	-	-	-	-	4.9
Did not vote	2	2.4	-	-	-	-	-	-	-	-	-	-	-	0.8
DK/NA	-8	0.2	-	-	-	-	-	-	-	-	-	-	-	0.1
IAP	-1	82.7	100.0	100.0	100.0	100.0	100.0	100.0	100.0	100.0	100.0	100.0	100.0	94.3
N		7276	1508	1599	1576	1535	1396	1294	1370	1051	1031	1205	1230	22071

\*\*\* Keyword: Presidential Election, Election, Referendum



**Table 756 Voted or not for the 2004 National Assembly election**

[Questionnaire] Did you vote in the last National Assembly elections (April, 2004)?

[VAR] VOTE04

RESPONSE	PUNCH	03-07	2008	2009	2010	2011	2012	2013	2014	2016	2018	2021	2023	TOTAL
Voted	1	16.5	-	-	-	-	-	-	-	-	-	-	-	5.4
Did not vote	2	4.3	-	-	-	-	-	-	-	-	-	-	-	1.4
DK/NA	-8	0.1	-	-	-	-	-	-	-	-	-	-	-	0.0
IAP	-1	79.1	100.0	100.0	100.0	100.0	100.0	100.0	100.0	100.0	100.0	100.0	100.0	93.1
N		7276	1508	1599	1576	1535	1396	1294	1370	1051	1031	1205	1230	22071

\*\*\* Keyword: The General Election, Referendum, Member of the National Assembly

**Table 757 Political party of the candidate whom R voted for in 2004 National Assembly election**

[Questionnaire] Which party's candidate did you vote in the last April's National Assembly elections?

[VAR] VOTE041

RESPONSE	PUNCH	03-07	2008	2009	2010	2011	2012	2013	2014	2016	2018	2021	2023	TOTAL
United Liberal Democrats' candidate	1	0.3	-	-	-	-	-	-	-	-	-	-	-	0.1
Grand National Party's candidate	2	5.3	-	-	-	-	-	-	-	-	-	-	-	1.8
Millennium Democratic Party's candidate	3	0.7	-	-	-	-	-	-	-	-	-	-	-	0.2
Uri Party's candidate	4	6.3	-	-	-	-	-	-	-	-	-	-	-	2.1
Democratic Labor Party's candidate	5	1.2	-	-	-	-	-	-	-	-	-	-	-	0.4
Independent candidate	6	0.3	-	-	-	-	-	-	-	-	-	-	-	0.1
OTHER	7	0.0	-	-	-	-	-	-	-	-	-	-	-	0.0
DID NOT VOTE A DISTRICT CANDIDATE	8	3.0	-	-	-	-	-	-	-	-	-	-	-	1.0
DK/NA	-8	0.2	-	-	-	-	-	-	-	-	-	-	-	0.1
IAP	-1	82.6	100.0	100.0	100.0	100.0	100.0	100.0	100.0	100.0	100.0	100.0	100.0	94.3
N		7276	1508	1599	1576	1535	1396	1294	1370	1051	1031	1205	1230	22071

\*\*\* Keyword: Party, Member of the National Assembly, Election, Referendum

**Table 758 Political party that R voted for representation**

[Questionnaire] Which party did you vote for representation?

[VAR] VOTE042

RESPONSE	PUNCH	03-07	2008	2009	2010	2011	2012	2013	2014	2016	2018	2021	2023	TOTAL
United Liberal Democrats' candidate	1	0.4	-	-	-	-	-	-	-	-	-	-	-	0.1
Grand National Party's candidate	2	4.8	-	-	-	-	-	-	-	-	-	-	-	1.6
Millennium Democratic Party's candidate	3	0.7	-	-	-	-	-	-	-	-	-	-	-	0.2
Uri Party's candidate	4	5.2	-	-	-	-	-	-	-	-	-	-	-	1.7
Democratic Labor Party's candidate	5	2.6	-	-	-	-	-	-	-	-	-	-	-	0.9
Independent candidate	6	0.1	-	-	-	-	-	-	-	-	-	-	-	0.0
Other party's candidate	7	3.4	-	-	-	-	-	-	-	-	-	-	-	1.1
DK/NA	-8	0.2	-	-	-	-	-	-	-	-	-	-	-	0.1
IAP	-1	82.7	100.0	100.0	100.0	100.0	100.0	100.0	100.0	100.0	100.0	100.0	100.0	94.3
N		7276	1508	1599	1576	1535	1396	1294	1370	1051	1031	1205	1230	22071

\*\*\* Keyword: Party, Referendum, The General Election

**Table 759 Voted or not for the 2006 local government election**

[Questionnaire] Did you vote in the last Local Government elections (May, 2006)?

[VAR] VOTE06

RESPONSE	PUNCH	03-07	2008	2009	2010	2011	2012	2013	2014	2016	2018	2021	2023	TOTAL
Voted	1	27.7	-	-	-	-	-	-	-	-	-	-	-	9.1
Did not vote	2	12.6	-	-	-	-	-	-	-	-	-	-	-	4.2
DK/NA	-8	0.2	-	-	-	-	-	-	-	-	-	-	-	0.1
IAP(NOT ELIGIBLE)	-1	59.5	100.0	100.0	100.0	100.0	100.0	100.0	100.0	100.0	100.0	100.0	100.0	86.6
N		7276	1508	1599	1576	1535	1396	1294	1370	1051	1031	1205	1230	22071

\*\*\* Keyword: Referendum, Election, Referendum

**Table 760 Voted or not for the 2007 presidential election**

[Questionnaire] Did you vote in the South Korean presidential election South (December, 2007)?

[VAR] VOTE07

RESPONSE	PUNCH	03-07	2008	2009	2010	2011	2012	2013	2014	2016	2018	2021	2023	TOTAL
Voted	1	-	78.5	-	74.7	-	-	-	-	-	-	-	-	10.7
Did not vote	2	-	18.5	-	18.6	-	-	-	-	-	-	-	-	2.6
DK/NA	-8	-	0.3	-	0.4	-	-	-	-	-	-	-	-	0.0
IAP(NOT ELIGIBLE)	-1	100.0	2.7	100.0	6.2	100.0	100.0	100.0	100.0	100.0	100.0	100.0	100.0	86.7
N		7276	1508	1599	1576	1535	1396	1294	1370	1051	1031	1205	1230	22071

\*\*\* Keyword: Presidential Election, Election, Referendum



**Table 761 Political party and the candidate that R voted for in 2007 Presidential Election**

[Questionnaire] Which party's candidate did you vote in the December(2007)'s Presidential elections?

[VAR] VOTE071

RESPONSE	PUNCH	03-07	2008	2009	2010	2011	2012	2013	2014	2016	2018	2021	2023	TOTAL
United New Democratic Party, Chung Dong Young	1	-	-	-	15.8	-	-	-	-	-	-	-	-	1.1
Grand National Party, Lee Myung-Bak	2	-	-	-	42.3	-	-	-	-	-	-	-	-	3.0
Democratic Labor Party, Kwon Young Ghi	3	-	-	-	2.8	-	-	-	-	-	-	-	-	0.2
The Democratic Party, Rhee In-Je	4	-	-	-	4.0	-	-	-	-	-	-	-	-	0.3
The Creative Korea Party, Moon Kook hyun	5	-	-	-	4.3	-	-	-	-	-	-	-	-	0.3
Liberty Forward Party, Lee Hoi Chang	6	-	-	-	2.1	-	-	-	-	-	-	-	-	0.1
Independent	7	-	-	-	0.1	-	-	-	-	-	-	-	-	0.0
Economic Republican Party, Huh Kyung Young	8	-	-	-	0.1	-	-	-	-	-	-	-	-	0.0
OTHER	66	-	-	-	0.6	-	-	-	-	-	-	-	-	0.0
None	88	-	-	-	0.6	-	-	-	-	-	-	-	-	0.0
DK/NA	-8	-	-	-	2.2	-	-	-	-	-	-	-	-	0.2
IAP	-1	100.0	100.0	100.0	25.3	100.0	100.0	100.0	100.0	100.0	100.0	100.0	100.0	94.7
N		7276	1508	1599	1576	1535	1396	1294	1370	1051	1031	1205	1230	22071

\* SHOW CARD

\*\*\* Keyword: Presidential Election, Election, Party, Referendum

**Table 762 Voted or not for the 2008 legislative action**

[Questionnaire] Did you vote in the South Korean legislative election (April, 2008)?

[VAR] VOTE08

RESPONSE	PUNCH	03-07	2008	2009	2010	2011	2012	2013	2014	2016	2018	2021	2023	TOTAL
Voted	1	-	63.3	65.2	-	-	-	-	-	-	-	-	-	9.0
Did not vote	2	-	34.2	29.0	-	-	-	-	-	-	-	-	-	4.4
DK/NA	-8	-	0.7	0.7	-	-	-	-	-	-	-	-	-	0.1
IAP(NOT ELIGIBLE)	-1	100.0	1.9	5.1	100.0	100.0	100.0	100.0	100.0	100.0	100.0	100.0	100.0	86.4
N		7276	1508	1599	1576	1535	1396	1294	1370	1051	1031	1205	1230	22071

\*\*\* Keyword: Member of the National Assembly, The General Election, Referendum

**Table 763 Voted or not for the 2010 nationwide local elections**

[Questionnaire] Voted or not for the 2010 nationwide local elections

[VAR] VOTE10

RESPONSE	PUNCH	03-07	2008	2009	2010	2011	2012	2013	2014	2016	2018	2021	2023	TOTAL
Voted	1	-	-	-	65.7	64.2	-	-	-	-	-	-	-	9.2
Did not vote	2	-	-	-	32.5	31.9	-	-	-	-	-	-	-	4.5
DK/NA	-8	-	-	-	0.1	0.5	-	-	-	-	-	-	-	0.0
IAP(NOT ELIGIBLE)	-1	100.0	100.0	100.0	1.6	3.5	100.0	100.0	100.0	100.0	100.0	100.0	100.0	86.3
N		7276	1508	1599	1576	1535	1396	1294	1370	1051	1031	1205	1230	22071

\*\* 2011 Questionnaire: Did you vote in the 5th Nationwide local elections(June 2, 2010)?

\*\*\* Keyword: Election, Referendum

**Table 764 Political party of the local government's head that R voted for in 2010 nationwide local elections**

[Questionnaire] Which party's heads of local governments candidate did you vote in the June(2010)'s the 5th Nationwide local elections?

[VAR] VOTE101

RESPONSE	PUNCH	03-07	2008	2009	2010	2011	2012	2013	2014	2016	2018	2021	2023	TOTAL
Grand National Party	1	-	-	-	27.1	30.7	-	-	-	-	-	-	-	4.1
Democratic Party	2	-	-	-	26.2	23.7	-	-	-	-	-	-	-	3.5
The Liberty Forward Party	3	-	-	-	1.7	1.7	-	-	-	-	-	-	-	0.2
Future Hope Alliance	4	-	-	-	0.2	0.2	-	-	-	-	-	-	-	0.0
Democratic Labor Party	5	-	-	-	2.5	3.5	-	-	-	-	-	-	-	0.4
Creative Korea Party	6	-	-	-	0.1	0.1	-	-	-	-	-	-	-	0.0
Solidarity for New Progressive Party	7	-	-	-	0.5	0.4	-	-	-	-	-	-	-	0.1
The Participation Party	8	-	-	-	2.1	1.2	-	-	-	-	-	-	-	0.2
Independent	9	-	-	-	2.8	0.6	-	-	-	-	-	-	-	0.2
OTHER	66	-	-	-	0.3	0.2	-	-	-	-	-	-	-	0.0
None	88	-	-	-	0.7	1.8	-	-	-	-	-	-	-	0.2
DK	-8	-	-	-	1.5	0.1	-	-	-	-	-	-	-	0.1
IAP	-1	100.0	100.0	100.0	34.2	35.8	100.0	100.0	100.0	100.0	100.0	100.0	100.0	90.8
N		7276	1508	1599	1576	1535	1396	1294	1370	1051	1031	1205	1230	22071

\* SHOW CARD

\*\* 2011 Questionnaire: Which party's candidate did you vote to at that time?

\*\*\* Keyword: Election, Referendum, Party

**Table 765 Voted or not for the 2012 South Korean legislative actions**

[Questionnaire] Did you vote in the South Korean Legislative Election on April 11 this year?

[VAR] VOTE12

RESPONSE	PUNCH	03-07	2008	2009	2010	2011	2012	2013	2014	2016	2018	2021	2023	TOTAL
Voted	1	-	-	-	-	-	69.3	-	-	-	-	-	-	4.4
Did not vote	2	-	-	-	-	-	29.1	-	-	-	-	-	-	1.8
DK/NA	-8	-	-	-	-	-	0.1	-	-	-	-	-	-	0.0
IAP	-1	100.0	100.0	100.0	100.0	100.0	1.4	100.0	100.0	100.0	100.0	100.0	100.0	93.8
N		7276	1508	1599	1576	1535	1396	1294	1370	1051	1031	1205	1230	22071

\*\*\* Keyword: Member of the National Assembly, The General Election, Referendum



**Table 766 Political party that R voted for in 2012 South Korean legislative actions**

[Questionnaire] Which party's candidate did you vote to at that time?

[VAR] VOTE121

RESPONSE	PUNCH	03-07	2008	2009	2010	2011	2012	2013	2014	2016	2018	2021	2023	TOTAL
Saenuri Party	1	-	-	-	-	-	28.9	-	-	-	-	-	-	1.8
Democratic United Party	2	-	-	-	-	-	28.7	-	-	-	-	-	-	1.8
Unified Progressive Party	3	-	-	-	-	-	5.7	-	-	-	-	-	-	0.4
Advancement and Unification Party	4	-	-	-	-	-	0.9	-	-	-	-	-	-	0.1
Democratic Party	5	-	-	-	-	-	0.1	-	-	-	-	-	-	0.0
Labor Party	6	-	-	-	-	-	0.5	-	-	-	-	-	-	0.0
People's Happiness Party	7	-	-	-	-	-	0.1	-	-	-	-	-	-	0.0
Korea Vision Party	8	-	-	-	-	-	0.2	-	-	-	-	-	-	0.0
OTHER	66	-	-	-	-	-	1.0	-	-	-	-	-	-	0.1
NONE OF THESE	77	-	-	-	-	-	0.3	-	-	-	-	-	-	0.0
DK/NA	-8	-	-	-	-	-	2.8	-	-	-	-	-	-	0.2
IAP	-1	100.0	100.0	100.0	100.0	100.0	30.7	100.0	100.0	100.0	100.0	100.0	100.0	95.6
N		7276	1508	1599	1576	1535	1396	1294	1370	1051	1031	1205	1230	22071

\* SHOW CARD

\*\*\* Keyword: The General Election, Party, Referendum

**Table 767 Voted or not for the 2012 Presidential election**

[Questionnaire] Did you vote in the 18th Presidential Election(December 19, 2012)?

[VAR] VOTE13

RESPONSE	PUNCH	03-07	2008	2009	2010	2011	2012	2013	2014	2016	2018	2021	2023	TOTAL
Voted	1	-	-	-	-	-	-	86.6	-	-	-	-	-	5.1
Did not vote	2	-	-	-	-	-	-	10.8	-	-	-	-	-	0.6
DK/NA	-8	-	-	-	-	-	-	0.2	-	-	-	-	-	0.0
IAP	-1	100.0	100.0	100.0	100.0	100.0	100.0	2.3	100.0	100.0	100.0	100.0	100.0	94.3
N		7276	1508	1599	1576	1535	1396	1294	1370	1051	1031	1205	1230	22071

\*\*\* Keyword: Presidential Election, Election, Referendum

**Table 768 Candidate that R voted for in the 2012 Presidential election**

[Questionnaire] (IF YOU VOTED) Which presidential candidate did you vote for at 18th Presidential Election?

[VAR] VOTE131

RESPONSE	PUNCH	03-07	2008	2009	2010	2011	2012	2013	2014	2016	2018	2021	2023	TOTAL
Saenuri Party, Park Geun-hye	1	-	-	-	-	-	-	47.5	-	-	-	-	-	2.8
Democratic Party, Moon Jae-In	2	-	-	-	-	-	-	36.6	-	-	-	-	-	2.1
Independent, Kang Jee-Won	3	-	-	-	-	-	-	0.2	-	-	-	-	-	0.0
Independent, Kim Soon-Ja	4	-	-	-	-	-	-	0.1	-	-	-	-	-	0.0
Independent, Kim So-Youn	5	-	-	-	-	-	-	0.1	-	-	-	-	-	0.0
Independent, Park Jong-Seon	6	-	-	-	-	-	-	0.1	-	-	-	-	-	0.0
OTHERS	66	-	-	-	-	-	-	0.2	-	-	-	-	-	0.0
DK/NA	-8	-	-	-	-	-	-	1.8	-	-	-	-	-	0.1
IAP	-1	100.0	100.0	100.0	100.0	100.0	100.0	13.4	100.0	100.0	100.0	100.0	100.0	94.9
N		7276	1508	1599	1576	1535	1396	1294	1370	1051	1031	1205	1230	22071

\* SHOW CARD

\*\*\* Keyword: Presidential Election, Referendum, Party

**Table 769 Voted or not for the 2014 nationwide local elections**

[Questionnaire] Did you vote in the 6th Nationwide local elections (June 4, 2014)?

[VAR] VOTE14

RESPONSE	PUNCH	03-07	2008	2009	2010	2011	2012	2013	2014	2016	2018	2021	2023	TOTAL
Voted	1	-	-	-	-	-	-	-	72.2	-	-	-	-	4.5
Did not vote	2	-	-	-	-	-	-	-	25.6	-	-	-	-	1.6
DK/NA	-8	-	-	-	-	-	-	-	0.0	-	-	-	-	0.0
IAP	-1	100.0	100.0	100.0	100.0	100.0	100.0	100.0	2.2	100.0	100.0	100.0	100.0	93.9
N		7276	1508	1599	1576	1535	1396	1294	1370	1051	1031	1205	1230	22071

\*\*\* Keyword: Referendum, Election

**Table 770 Political party that R voted for in 2014 nationwide local elections**

[Questionnaire] (IF YOU VOTED) Which party's heads of local governments candidate did you vote in the June(2014)'s the 6th Nationwide local elections?

[VAR] VOTE141

RESPONSE	PUNCH	03-07	2008	2009	2010	2011	2012	2013	2014	2016	2018	2021	2023	TOTAL
Saenuri Party	1	-	-	-	-	-	-	-	35.6	-	-	-	-	2.2
New Politics Alliance for Democracy	2	-	-	-	-	-	-	-	29.8	-	-	-	-	1.8
Unified Progressive Party	3	-	-	-	-	-	-	-	2.6	-	-	-	-	0.2
Liberal Justice Party	4	-	-	-	-	-	-	-	0.5	-	-	-	-	0.0
Independent candidate	5	-	-	-	-	-	-	-	3.2	-	-	-	-	0.2
OTHER	66	-	-	-	-	-	-	-	0.3	-	-	-	-	0.0
NONE OF THESE	77	-	-	-	-	-	-	-	0.1	-	-	-	-	0.0
DK/NA	-8	-	-	-	-	-	-	-	0.1	-	-	-	-	0.0
IAP	-1	100.0	100.0	100.0	100.0	100.0	100.0	100.0	27.8	100.0	100.0	100.0	100.0	95.5
N		7276	1508	1599	1576	1535	1396	1294	1370	1051	1031	1205	1230	22071

\* SHOW CARD

\*\*\* Keyword: Referendum, Party, Election



**Table 771 Whether R voted in the 20th South Korean Legislative Election**

[Questionnaire] Did you vote in the 20th South Korean Legislative Election on April 13, 2016?

[VAR] VOTE16

RESPONSE	PUNCH	03-07	2008	2009	2010	2011	2012	2013	2014	2016	2018	2021	2023	TOTAL
Voted	1	-	-	-	-	-	-	-	-	76.2	-	-	-	3.6
Did not vote	2	-	-	-	-	-	-	-	-	22.1	-	-	-	1.1
DK/NA	-8	-	-	-	-	-	-	-	-	0.5	-	-	-	0.0
IAP	-1	100.0	100.0	100.0	100.0	100.0	100.0	100.0	100.0	1.2	100.0	100.0	100.0	95.3
N		7276	1508	1599	1576	1535	1396	1294	1370	1051	1031	1205	1230	22071

\* SHOW CARD

\*\*\* Keyword: Member of the National Assembly, Election, Referendum

**Table 772 The political party of the candidate whom R voted for in the 20th South Korean Legislative Election**

[Questionnaire] (IF VOTED) Which party's candidate did you vote to at that time?

[VAR] VOTE161

RESPONSE	PUNCH	03-07	2008	2009	2010	2011	2012	2013	2014	2016	2018	2021	2023	TOTAL
Saenuri Party	1	-	-	-	-	-	-	-	-	29.1	-	-	-	1.4
The Minjoo Party	2	-	-	-	-	-	-	-	-	27.0	-	-	-	1.3
People's Party	3	-	-	-	-	-	-	-	-	13.0	-	-	-	0.6
Justice Party	4	-	-	-	-	-	-	-	-	2.7	-	-	-	0.1
OTHER	66	-	-	-	-	-	-	-	-	1.2	-	-	-	0.1
None of these	77	-	-	-	-	-	-	-	-	0.1	-	-	-	0.0
DK/NA	-8	-	-	-	-	-	-	-	-	3.0	-	-	-	0.1
IAP	-1	100.0	100.0	100.0	100.0	100.0	100.0	100.0	100.0	23.7	100.0	100.0	100.0	96.4
N		7276	1508	1599	1576	1535	1396	1294	1370	1051	1031	1205	1230	22071

\* SHOW CARD

\*\*\* Keyword: Party, Referendum

**Table 773 Voted or not for the 2018 nationwide local elections**

[Questionnaire] Did you vote in the 7th Nationwide local elections (June 13, 2018)?

[VAR] VOTE18

RESPONSE	PUNCH	03-07	2008	2009	2010	2011	2012	2013	2014	2016	2018	2021	2023	TOTAL
Voted	1	-	-	-	-	-	-	-	-	-	80.9	-	-	3.8
Did not vote	2	-	-	-	-	-	-	-	-	-	17.0	-	-	0.8
DK/NA	-8	-	-	-	-	-	-	-	-	-	0.2	-	-	0.0
IAP(NOT ELIGIBLE)	-1	100.0	100.0	100.0	100.0	100.0	100.0	100.0	100.0	100.0	1.9	100.0	100.0	95.4
N		7276	1508	1599	1576	1535	1396	1294	1370	1051	1031	1205	1230	22071

\* SHOW CARD

\*\*\* Keyword: Referendum, Election

**Table 774 Political party that R voted for in 2018 nationwide local elections**

[Questionnaire] (IF YOU VOTED) Which party's heads of local governments candidate did you vote in the June(2018)'s the 6th Nationwide local elections?

[VAR] VOTE181

RESPONSE	PUNCH	03-07	2008	2009	2010	2011	2012	2013	2014	2016	2018	2021	2023	TOTAL
The Minjoo Party	1	-	-	-	-	-	-	-	-	-	53.7	-	-	2.5
Liberty Korea Party	2	-	-	-	-	-	-	-	-	-	13.5	-	-	0.6
Bareunmirae Party	3	-	-	-	-	-	-	-	-	-	3.9	-	-	0.2
Party for Democracy and Peace	4	-	-	-	-	-	-	-	-	-	0.4	-	-	0.0
Justice Party	5	-	-	-	-	-	-	-	-	-	2.5	-	-	0.1
OTHER	66	-	-	-	-	-	-	-	-	-	1.5	-	-	0.1
NONE OF THESE	77	-	-	-	-	-	-	-	-	-	1.0	-	-	0.0
DK	-8	-	-	-	-	-	-	-	-	-	4.6	-	-	0.2
IAP	-1	100.0	100.0	100.0	100.0	100.0	100.0	100.0	100.0	100.0	19.1	100.0	100.0	96.2
N		7276	1508	1599	1576	1535	1396	1294	1370	1051	1031	1205	1230	22071

\* SHOW CARD

\*\* Keyword: Election, Referendum, Party

**Table 775 Voted in the 21st National Assembly election**

[Questionnaire] Did you vote in the 21st National Assembly election on April 15, 2020?

[VAR] VOTE20

RESPONSE	PUNCH	03-07	2008	2009	2010	2011	2012	2013	2014	2016	2018	2021	2023	TOTAL
Voted	1	-	-	-	-	-	-	-	-	-	-	82.3	-	4.5
Did not vote	2	-	-	-	-	-	-	-	-	-	-	16.3	-	0.9
DK/NA	-8	-	-	-	-	-	-	-	-	-	-	0.6	-	0.0
IAP	-1	100.0	100.0	100.0	100.0	100.0	100.0	100.0	100.0	100.0	100.0	0.7	100.0	94.6
N		7276	1508	1599	1576	1535	1396	1294	1370	1051	1031	1205	1230	22071

\*\*\* Keyword: The General Election, Referendum

**Table 776 Voted in the 21st National Assembly election: which party candidate**

[Questionnaire] (IF YOU HAVE VOTED) Which party candidate did you vote for at the time

[VAR] VOTE201

RESPONSE	PUNCH	03-07	2008	2009	2010	2011	2012	2013	2014	2016	2018	2021	2023	TOTAL
Democratic Party of Korea	1	-	-	-	-	-	-	-	-	-	-	39.5	-	2.2
United Future Party	2	-	-	-	-	-	-	-	-	-	-	20.1	-	1.1
Party for People's Livelihoods	3	-	-	-	-	-	-	-	-	-	-	0.2	-	0.0
People's Party	4	-	-	-	-	-	-	-	-	-	-	9.2	-	0.5
Justice Party	5	-	-	-	-	-	-	-	-	-	-	2.2	-	0.1
Other	66	-	-	-	-	-	-	-	-	-	-	0.2	-	0.0
None of these	77	-	-	-	-	-	-	-	-	-	-	2.4	-	0.1
DK/NA	-8	-	-	-	-	-	-	-	-	-	-	8.5	-	0.5
IAP	-1	100.0	100.0	100.0	100.0	100.0	100.0	100.0	100.0	100.0	100.0	17.7	100.0	95.5
N		7276	1508	1599	1576	1535	1396	1294	1370	1051	1031	1205	1230	22071

\*\*\* Keyword: Party, Candidate Support, The General Election



**Table 777 Voting in the 8th Nationwide local election(June 1, 2022)**

[Questionnaire] Did you vote in the 8th Nationwide local election(June 1, 2022)?

[VAR] VOTE22

RESPONSE	PUNCH	03-07	2008	2009	2010	2011	2012	2013	2014	2016	2018	2021	2023	TOTAL
Votes	1	-	-	-	-	-	-	-	-	-	-	-	80.2	4.5
Did not voted	2	-	-	-	-	-	-	-	-	-	-	-	18.8	1.0
DK/NA	-8	-	-	-	-	-	-	-	-	-	-	-	0.8	0.0
IAP	-1	100.0	100.0	100.0	100.0	100.0	100.0	100.0	100.0	100.0	100.0	100.0	0.2	94.4
N		7276	1508	1599	1576	1535	1396	1294	1370	1051	1031	1205	1230	22071

\*\*\* Keyword: The General Election, Referendum

**Table 778 the Party of the Candidate voted in the 8th Nationwide local election(June 1, 2022)**

[Questionnaire] (If you have voted) Which party candidate did you vote for at the time?

[VAR] VOTE221

RESPONSE	PUNCH	03-07	2008	2009	2010	2011	2012	2013	2014	2016	2018	2021	2023	TOTAL
Democratic Party of Korea	1	-	-	-	-	-	-	-	-	-	-	-	33.1	1.8
People Power Party	2	-	-	-	-	-	-	-	-	-	-	-	40.5	2.3
Justice Party	3	-	-	-	-	-	-	-	-	-	-	-	1.1	0.1
Jinbo Party	4	-	-	-	-	-	-	-	-	-	-	-	0.5	0.0
Basic Income Party	5	-	-	-	-	-	-	-	-	-	-	-	0.1	0.0
Other	66	-	-	-	-	-	-	-	-	-	-	-	0.2	0.0
None of these	77	-	-	-	-	-	-	-	-	-	-	-	1.5	0.1
DK/NA	-8	-	-	-	-	-	-	-	-	-	-	-	3.2	0.2
IAP	-1	100.0	100.0	100.0	100.0	100.0	100.0	100.0	100.0	100.0	100.0	100.0	19.8	95.5
N		7276	1508	1599	1576	1535	1396	1294	1370	1051	1031	1205	1230	22071

\*\*\* Keyword: Party, Candidate Support, The General Election

**Table 779 The candidate that R voted for in the December(2007)'s presidential election**

[Questionnaire] Which candidate did you vote in the December(2007)'s Presidential election?

[VAR] VOTE2007

RESPONSE	PUNCH	03-07	2008	2009	2010	2011	2012	2013	2014	2016	2018	2021	2023	TOTAL
Lee Myung-Bak	1	-	-	-	-	-	-	-	-	37.0	-	-	-	1.8
Chung Dong Young	2	-	-	-	-	-	-	-	-	14.6	-	-	-	0.7
Others	3	-	-	-	-	-	-	-	-	12.9	-	-	-	0.6
Did not vote for this election although I usually do	4	-	-	-	-	-	-	-	-	16.4	-	-	-	0.8
DK/NA	-8	-	-	-	-	-	-	-	-	5.9	-	-	-	0.3
IAP	-1	100.0	100.0	100.0	100.0	100.0	100.0	100.0	100.0	13.3	100.0	100.0	100.0	95.9
N		7276	1508	1599	1576	1535	1396	1294	1370	1051	1031	1205	1230	22071

\* SHOW CARD

\*\*\* Keyword: Presidential Election, Election, Referendum

**Table 780 The candidate that R voted for in the 2012(18th) presidential election**

[Questionnaire] The candidate that R voted for in the 2012(18th) presidential election

[VAR] VOTE2012

RESPONSE	PUNCH	03-07	2008	2009	2010	2011	2012	2013	2014	2016	2018	2021	2023	TOTAL
Park Geun-hye	1	-	-	-	-	-	-	-	-	41.1	-	-	-	2.0
Moon Jae-In	2	-	-	-	-	-	-	-	-	34.3	-	-	-	1.6
Others	3	-	-	-	-	-	-	-	-	4.9	-	-	-	0.2
Did not vote for this election although I usually do	4	-	-	-	-	-	-	-	-	10.5	-	-	-	0.5
DK/NA	-8	-	-	-	-	-	-	-	-	3.3	-	-	-	0.2
IAP	-1	100.0	100.0	100.0	100.0	100.0	100.0	100.0	100.0	5.9	100.0	100.0	100.0	95.5
N		7276	1508	1599	1576	1535	1396	1294	1370	1051	1031	1205	1230	22071

\* SHOW CARD

\*\*\* Keyword: Presidential Election, Election, Referendum

**Table 781 Whether R's father supported the same candidate as R in the 2012(18th) presidential election**

[Questionnaire] Did your father (if deceased, mother) support the same candidate you also did in the last 18th presidential election?

[VAR] VOTE2012PA

RESPONSE	PUNCH	03-07	2008	2009	2010	2011	2012	2013	2014	2016	2018	2021	2023	TOTAL
He supported the same candidate as I did.	1	-	-	-	-	-	-	-	-	25.1	-	-	-	1.2
He supported a different candidate.	2	-	-	-	-	-	-	-	-	16.1	-	-	-	0.8
I do not know which candidate he supported.	3	-	-	-	-	-	-	-	-	29.5	-	-	-	1.4
Both of my parents are deceased.	4	-	-	-	-	-	-	-	-	28.5	-	-	-	1.4
DK/NA	-8	-	-	-	-	-	-	-	-	0.8	-	-	-	0.0
IAP	-1	100.0	100.0	100.0	100.0	100.0	100.0	100.0	100.0	0.0	100.0	100.0	100.0	95.2
N		7276	1508	1599	1576	1535	1396	1294	1370	1051	1031	1205	1230	22071

\* SHOW CARD

\*\*\* Keyword: Presidential Election, Election, Candidate Support



**Table 782 The political party that R's father supported in the 2016 legislative elections**

[Questionnaire] Which party did your father (mother if deceased) support for the 2016 legislative elections? If you do not know for sure, you may relate to your father's political view to answer

[VAR] VOTE2016PA

RESPONSE	PUNCH	03-07	2008	2009	2010	2011	2012	2013	2014	2016	2018	2021	2023	TOTAL
Saenuri Party	1	-	-	-	-	-	-	-	-	42.2	-	-	-	2.0
The Minjoo Party	2	-	-	-	-	-	-	-	-	17.5	-	-	-	0.8
People's Party	3	-	-	-	-	-	-	-	-	4.4	-	-	-	0.2
Justice Party	4	-	-	-	-	-	-	-	-	1.1	-	-	-	0.1
Others	5	-	-	-	-	-	-	-	-	3.4	-	-	-	0.2
Both of my parents are deceased.	6	-	-	-	-	-	-	-	-	29.6	-	-	-	1.4
DK/NA	-8	-	-	-	-	-	-	-	-	1.8	-	-	-	0.1
IAP	-1	100.0	100.0	100.0	100.0	100.0	100.0	100.0	100.0	0.0	100.0	100.0	100.0	95.2
N		7276	1508	1599	1576	1535	1396	1294	1370	1051	1031	1205	1230	22071

\* SHOW CARD

\*\*\* Keyword: Member of the National Assembly, Election, Candidate Support

**Table 783 Ever been asked to vote for a specific candidate from a family member or a relative in the legislative election on April 13**

[Questionnaire] In the Legislative Election on April 13 this year, did someone ask you to vote for a specific candidate or to engage in some other type of political activity?... Family member or relative

[VAR] WHOMBLZ1

RESPONSE	PUNCH	03-07	2008	2009	2010	2011	2012	2013	2014	2016	2018	2021	2023	TOTAL
Yes	1	-	-	-	-	-	-	-	-	11.3	-	-	-	0.5
No	2	-	-	-	-	-	-	-	-	88.6	-	-	-	4.2
DK/NA	-8	-	-	-	-	-	-	-	-	0.1	-	-	-	0.0
IAP	-1	100.0	100.0	100.0	100.0	100.0	100.0	100.0	100.0	0.0	100.0	100.0	100.0	95.2
N		7276	1508	1599	1576	1535	1396	1294	1370	1051	1031	1205	1230	22071

\* SHOW CARD

\*\*\* Keyword: The General Election, Family Members, Political Request

**Table 784 Ever been asked to vote for a specific candidate from a co-worker in the legislative election on April 13**

[Questionnaire] In the Legislative Election on April 13 this year, did someone ask you to vote for a specific candidate or to engage in some other type of political activity?... Co-worker

[VAR] WHOMBLZ2

RESPONSE	PUNCH	03-07	2008	2009	2010	2011	2012	2013	2014	2016	2018	2021	2023	TOTAL
Yes	1	-	-	-	-	-	-	-	-	5.4	-	-	-	0.3
No	2	-	-	-	-	-	-	-	-	94.5	-	-	-	4.5
DK/NA	-8	-	-	-	-	-	-	-	-	0.1	-	-	-	0.0
IAP	-1	100.0	100.0	100.0	100.0	100.0	100.0	100.0	100.0	0.0	100.0	100.0	100.0	95.2
N		7276	1508	1599	1576	1535	1396	1294	1370	1051	1031	1205	1230	22071

\* SHOW CARD

\*\*\* Keyword: The General Election, Political Request, Colleagues

**Table 785 Ever been asked to vote for a specific candidate from a neighbor in the legislative election on April 13**

[Questionnaire] In the Legislative Election on April 13 this year, did someone ask you to vote for a specific candidate or to engage in some other type of political activity?... Neighbor

[VAR] WHOMBLZ3

RESPONSE	PUNCH	03-07	2008	2009	2010	2011	2012	2013	2014	2016	2018	2021	2023	TOTAL
Yes	1	-	-	-	-	-	-	-	-	8.7	-	-	-	0.4
No	2	-	-	-	-	-	-	-	-	91.2	-	-	-	4.3
DK/NA	-8	-	-	-	-	-	-	-	-	0.1	-	-	-	0.0
IAP	-1	100.0	100.0	100.0	100.0	100.0	100.0	100.0	100.0	0.0	100.0	100.0	100.0	95.2
N		7276	1508	1599	1576	1535	1396	1294	1370	1051	1031	1205	1230	22071

\* SHOW CARD

\*\*\* Keyword: The General Election, Political Request, Neighbor

**Table 786 Ever been asked to vote for a specific candidate from a friend in the legislative election on April 13**

[Questionnaire] In the Legislative Election on April 13 this year, did someone ask you to vote for a specific candidate or to engage in some other type of political activity?... Friend

[VAR] WHOMBLZ4

RESPONSE	PUNCH	03-07	2008	2009	2010	2011	2012	2013	2014	2016	2018	2021	2023	TOTAL
Yes	1	-	-	-	-	-	-	-	-	10.3	-	-	-	0.5
No	2	-	-	-	-	-	-	-	-	89.6	-	-	-	4.3
DK/NA	-8	-	-	-	-	-	-	-	-	0.1	-	-	-	0.0
IAP	-1	100.0	100.0	100.0	100.0	100.0	100.0	100.0	100.0	0.0	100.0	100.0	100.0	95.2
N		7276	1508	1599	1576	1535	1396	1294	1370	1051	1031	1205	1230	22071

\* SHOW CARD

\*\*\* Keyword: The General Election, Political Request, Friends

**Table 787 Ever been asked to vote for a specific candidate from a religious leader or member in the legislative election on April 13**

[Questionnaire] Ever been asked to vote for a specific candidate from a religious leader or member in the legislative election on April 13

[VAR] WHOMBLZ5

RESPONSE	PUNCH	03-07	2008	2009	2010	2011	2012	2013	2014	2016	2018	2021	2023	TOTAL
Yes	1	-	-	-	-	-	-	-	-	2.4	-	-	-	0.1
No	2	-	-	-	-	-	-	-	-	97.5	-	-	-	4.6
DK/NA	-8	-	-	-	-	-	-	-	-	0.1	-	-	-	0.0
IAP	-1	100.0	100.0	100.0	100.0	100.0	100.0	100.0	100.0	0.0	100.0	100.0	100.0	95.2
N		7276	1508	1599	1576	1535	1396	1294	1370	1051	1031	1205	1230	22071

\* SHOW CARD

\*\*\* Keyword: The General Election, Political Request, Religion



**Table 788 Ever been asked to vote for a specific candidate from a fellow member of a club or voluntary organization in the legislative election on April 13**

[Questionnaire] In the Legislative Election on April 13 this year, did someone ask you to vote for a specific candidate or to engage in some other type of political activity?... Fellow member of a club or voluntary organization

[VAR] WHOMBLZ6

RESPONSE	PUNCH	03-07	2008	2009	2010	2011	2012	2013	2014	2016	2018	2021	2023	TOTAL
Yes	1	-	-	-	-	-	-	-	-	5.5	-	-	-	0.3
No	2	-	-	-	-	-	-	-	-	94.4	-	-	-	4.5
DK/NA	-8	-	-	-	-	-	-	-	-	0.1	-	-	-	0.0
IAP	-1	100.0	100.0	100.0	100.0	100.0	100.0	100.0	100.0	0.0	100.0	100.0	100.0	95.2
N		7276	1508	1599	1576	1535	1396	1294	1370	1051	1031	1205	1230	22071

\* SHOW CARD

\*\*\* Keyword: The General Election, Political Request, Club

**Table 789 Ever been asked to vote for a specific candidate from a campaign worker in the legislative election on April 13**

[Questionnaire] In the Legislative Election on April 13 this year, did someone ask you to vote for a specific candidate or to engage in some other type of political activity?... Campaign worker

[VAR] WHOMBLZ7

RESPONSE	PUNCH	03-07	2008	2009	2010	2011	2012	2013	2014	2016	2018	2021	2023	TOTAL
Yes	1	-	-	-	-	-	-	-	-	27.7	-	-	-	1.3
No	2	-	-	-	-	-	-	-	-	72.1	-	-	-	3.4
DK/NA	-8	-	-	-	-	-	-	-	-	0.2	-	-	-	0.0
IAP	-1	100.0	100.0	100.0	100.0	100.0	100.0	100.0	100.0	0.0	100.0	100.0	100.0	95.2
N		7276	1508	1599	1576	1535	1396	1294	1370	1051	1031	1205	1230	22071

\* SHOW CARD

\*\*\* Keyword: The General Election, Political Request, Election

**Table 790 Ever been asked to vote for a specific candidate from other people in the legislative election on April 13**

[Questionnaire] In the Legislative Election on April 13 this year, did someone ask you to vote for a specific candidate or to engage in some other type of political activity?... Other (Specify)

[VAR] WHOMBLZ8

RESPONSE	PUNCH	03-07	2008	2009	2010	2011	2012	2013	2014	2016	2018	2021	2023	TOTAL
Yes	1	-	-	-	-	-	-	-	-	1.5	-	-	-	0.1
No	2	-	-	-	-	-	-	-	-	40.5	-	-	-	1.9
DK/NA	-8	-	-	-	-	-	-	-	-	57.9	-	-	-	2.8
IAP	-1	100.0	100.0	100.0	100.0	100.0	100.0	100.0	100.0	0.0	100.0	100.0	100.0	95.2
N		7276	1508	1599	1576	1535	1396	1294	1370	1051	1031	1205	1230	22071

\* SHOW CARD

\*\*\* Keyword: The General Election, Political Request

**Table 791 The political party that the person supported (if someone asked R to vote for a specific candidate)**

[Questionnaire] (If someone did ask) which party candidate did he or she support?

[VAR] PRTYMBLZ

RESPONSE	PUNCH	03-07	2008	2009	2010	2011	2012	2013	2014	2016	2018	2021	2023	TOTAL
Saenuri Party	1	-	-	-	-	-	-	-	-	15.3	-	-	-	0.7
The Minjoo Party	2	-	-	-	-	-	-	-	-	4.8	-	-	-	0.2
People's Party	3	-	-	-	-	-	-	-	-	2.4	-	-	-	0.1
Justice Party	4	-	-	-	-	-	-	-	-	1.0	-	-	-	0.0
Others	5	-	-	-	-	-	-	-	-	0.9	-	-	-	0.0
There are more than two people who have asked and they support different parties	6	-	-	-	-	-	-	-	-	15.1	-	-	-	0.7
DK/NA	-8	-	-	-	-	-	-	-	-	0.9	-	-	-	0.0
IAP	-1	100.0	100.0	100.0	100.0	100.0	100.0	100.0	100.0	59.6	100.0	100.0	100.0	98.1
N		7276	1508	1599	1576	1535	1396	1294	1370	1051	1031	1205	1230	22071

\* SHOW CARD

\*\*\* Keyword: Candidate Support, Party, Political Request

**Table 792 Ever been asked to vote for a specific candidate from families or relatives in the legislative election on June 13**

[Questionnaire] In the June 13th local elections this year, did each of the following people ask you to vote for a particular candidate or ask you to be involved in other types of political activities?... Families or relatives

[VAR] LOCELEC1

RESPONSE	PUNCH	03-07	2008	2009	2010	2011	2012	2013	2014	2016	2018	2021	2023	TOTAL
Yes	1	-	-	-	-	-	-	-	-	-	12.3	-	-	0.6
No	2	-	-	-	-	-	-	-	-	-	87.5	-	-	4.1
DK/NA	-8	-	-	-	-	-	-	-	-	-	0.2	-	-	0.0
IAP	-1	100.0	100.0	100.0	100.0	100.0	100.0	100.0	100.0	0.0	100.0	100.0	100.0	95.3
N		7276	1508	1599	1576	1535	1396	1294	1370	1051	1031	1205	1230	22071

\* SHOW CARD

\*\*\* Keyword: Local Election, Political Request, Family Members



**Table 793 Ever been asked to vote for a specific candidate from workplace Colleagues in the legislative election on June 13**

[Questionnaire] In the June 13th local elections this year, did each of the following people ask you to vote for a particular candidate or ask you to be involved in other types of political activities?... Workplace Colleagues

[VAR] LOCELEC2

RESPONSE	PUNCH	03-07	2008	2009	2010	2011	2012	2013	2014	2016	2018	2021	2023	TOTAL
Yes	1	-	-	-	-	-	-	-	-	-	6.9	-	-	0.3
No	2	-	-	-	-	-	-	-	-	-	92.9	-	-	4.3
DK/NA	-8	-	-	-	-	-	-	-	-	-	0.2	-	-	0.0
IAP	-1	100.0	100.0	100.0	100.0	100.0	100.0	100.0	100.0	100.0	0.1	100.0	100.0	95.3
N		7276	1508	1599	1576	1535	1396	1294	1370	1051	1031	1205	1230	22071

\* SHOW CARD

\*\*\* Keyword: Local Election, Political Request, Colleagues

**Table 794 Ever been asked to vote for a specific candidate from neighbors in the legislative election on June 13**

[Questionnaire] In the June 13th local elections this year, did each of the following people ask you to vote for a particular candidate or ask you to be involved in other types of political activities?... Neighbors

[VAR] LOCELEC3

RESPONSE	PUNCH	03-07	2008	2009	2010	2011	2012	2013	2014	2016	2018	2021	2023	TOTAL
Yes	1	-	-	-	-	-	-	-	-	-	11.4	-	-	0.5
No	2	-	-	-	-	-	-	-	-	-	88.5	-	-	4.1
DK/NA	-8	-	-	-	-	-	-	-	-	-	0.1	-	-	0.0
IAP	-1	100.0	100.0	100.0	100.0	100.0	100.0	100.0	100.0	100.0	0.0	100.0	100.0	95.3
N		7276	1508	1599	1576	1535	1396	1294	1370	1051	1031	1205	1230	22071

\* SHOW CARD

\*\*\* Keyword: Local Election, Political Request, Neighbor

**Table 795 Ever been asked to vote for a specific candidate from friends in the legislative election on June 13**

[Questionnaire] In the June 13th local elections this year, did each of the following people ask you to vote for a particular candidate or ask you to be involved in other types of political activities?... Friends

[VAR] LOCELEC4

RESPONSE	PUNCH	03-07	2008	2009	2010	2011	2012	2013	2014	2016	2018	2021	2023	TOTAL
Yes	1	-	-	-	-	-	-	-	-	-	12.8	-	-	0.6
No	2	-	-	-	-	-	-	-	-	-	87.0	-	-	4.1
DK/NA	-8	-	-	-	-	-	-	-	-	-	0.2	-	-	0.0
IAP	-1	100.0	100.0	100.0	100.0	100.0	100.0	100.0	100.0	100.0	0.0	100.0	100.0	95.3
N		7276	1508	1599	1576	1535	1396	1294	1370	1051	1031	1205	1230	22071

\* SHOW CARD

\*\*\* Keyword: Local Election, Political Request, Friends

**Table 796 Ever been asked to vote for a specific candidate from religious group leaders or followers in the legislative election on June 13**

[Questionnaire] In the June 13th local elections this year, did each of the following people ask you to vote for a particular candidate or ask you to be involved in other types of political activities?... Religious group leaders or followers

[VAR] LOCELEC5

RESPONSE	PUNCH	03-07	2008	2009	2010	2011	2012	2013	2014	2016	2018	2021	2023	TOTAL
Yes	1	-	-	-	-	-	-	-	-	-	2.3	-	-	0.1
No	2	-	-	-	-	-	-	-	-	-	96.4	-	-	4.5
DK/NA	-8	-	-	-	-	-	-	-	-	-	1.3	-	-	0.1
IAP	-1	100.0	100.0	100.0	100.0	100.0	100.0	100.0	100.0	100.0	0.0	100.0	100.0	95.3
N		7276	1508	1599	1576	1535	1396	1294	1370	1051	1031	1205	1230	22071

\* SHOW CARD

\*\*\* Keyword: Local Election , Political Request, Religion

**Table 797 Ever been asked to vote for a specific candidate from a member of a club or a voluntary association in the legislative election on June 13**

[Questionnaire] In the June 13th local elections this year, did each of the following people ask you to vote for a particular candidate or ask you to be involved in other types of political activities?... A member of a club or a voluntary association

[VAR] LOCELEC6

RESPONSE	PUNCH	03-07	2008	2009	2010	2011	2012	2013	2014	2016	2018	2021	2023	TOTAL
Yes	1	-	-	-	-	-	-	-	-	-	5.5	-	-	0.3
No	2	-	-	-	-	-	-	-	-	-	93.2	-	-	4.4
DK/NA	-8	-	-	-	-	-	-	-	-	-	1.3	-	-	0.1
IAP	-1	100.0	100.0	100.0	100.0	100.0	100.0	100.0	100.0	100.0	0.0	100.0	100.0	95.3
N		7276	1508	1599	1576	1535	1396	1294	1370	1051	1031	1205	1230	22071

\* SHOW CARD

\*\*\* Keyword: Local Election, Political Request, Club

**Table 798 Ever been asked to vote for a specific candidate from campaign worker in the legislative election on Jun**

[Questionnaire] In the June 13th local elections this year, did each of the following people ask you to vote for a particular candidate or ask you to be involved in other types of political activities?... Campaign worker

[VAR] LOCELEC7

RESPONSE	PUNCH	03-07	2008	2009	2010	2011	2012	2013	2014	2016	2018	2021	2023	TOTAL
Yes	1	-	-	-	-	-	-	-	-	-	30.9	-	-	1.4
No	2	-	-	-	-	-	-	-	-	-	67.8	-	-	3.2
DK/NA	-8	-	-	-	-	-	-	-	-	-	1.4	-	-	0.1
IAP	-1	100.0	100.0	100.0	100.0	100.0	100.0	100.0	100.0	100.0	0.0	100.0	100.0	95.3
N		7276	1508	1599	1576	1535	1396	1294	1370	1051	1031	1205	1230	22071

\* SHOW CARD

\*\*\* Keyword: Local Election, Political Request, Election



**Table 799 Ever been asked to vote for a specific candidate from other people in the legislative election on June**  
[Questionnaire] In the June 13th local elections this year, did each of the following people ask you to vote for a particular candidate or ask you to be involved in other types of political activities?... Other

[VAR] LOCELEC8

RESPONSE	PUNCH	03-07	2008	2009	2010	2011	2012	2013	2014	2016	2018	2021	2023	TOTAL
Yes	1	-	-	-	-	-	-	-	-	-	0.6	-	-	0.0
No	2	-	-	-	-	-	-	-	-	-	37.8	-	-	1.8
DK/NA	-8	-	-	-	-	-	-	-	-	-	61.6	-	-	2.9
IAP	-1	100.0	100.0	100.0	100.0	100.0	100.0	100.0	100.0	100.0	0.0	100.0	100.0	95.3
N		7276	1508	1599	1576	1535	1396	1294	1370	1051	1031	1205	1230	22071

\* SHOW CARD

\*\*\* Keyword: Local Election, Political Request

**Table 800 The political party that the person supported (if someone asked R to vote for a specific candidate)**  
[Questionnaire] (If you have been asked at least once) Which party candidate did the person(s) support?

[VAR] ASKCADID

RESPONSE	PUNCH	03-07	2008	2009	2010	2011	2012	2013	2014	2016	2018	2021	2023	TOTAL
The Minjoo Party	1	-	-	-	-	-	-	-	-	-	12.6	-	-	0.6
Liberty Korea Party	2	-	-	-	-	-	-	-	-	-	7.3	-	-	0.3
BAREUNMIRAE Party	3	-	-	-	-	-	-	-	-	-	1.3	-	-	0.1
Party for Democracy and Peace	4	-	-	-	-	-	-	-	-	-	0.7	-	-	0.0
Justice Party	5	-	-	-	-	-	-	-	-	-	0.2	-	-	0.0
Other	6	-	-	-	-	-	-	-	-	-	1.3	-	-	0.1
People who asked me were more than one person and their parties were different	7	-	-	-	-	-	-	-	-	-	17.7	-	-	0.8
DK/NA	-8	-	-	-	-	-	-	-	-	-	1.0	-	-	0.0
IAP	-1	100.0	100.0	100.0	100.0	100.0	100.0	100.0	100.0	100.0	58.0	100.0	100.0	98.0
N		7276	1508	1599	1576	1535	1396	1294	1370	1051	1031	1205	1230	22071

\* SHOW CARD

\*\*\* Keyword: Candidate Support, Party, Political Request

**Table 801 Voting is a duty**

[Questionnaire] There are many different opinions about participating in elections. Some believe you must vote even if you don't like any given candidates or parties, because voting is a rightful duty of a democratic citizen. On the other hand, some believe voting is a choice given to a democratic citizen so it's okay to vote or not depending on how much you like the candidates or the parties. Which statement would be closer to your opinion?

[VAR] VOTEDUTY

RESPONSE	PUNCH	03-07	2008	2009	2010	2011	2012	2013	2014	2016	2018	2021	2023	TOTAL
Voting is a duty	1	-	-	-	-	-	-	-	-	-	-	67.6	-	3.7
Voting is a choice	2	-	-	-	-	-	-	-	-	-	-	32.0	-	1.7
DK/NA	-8	-	-	-	-	-	-	-	-	-	-	0.3	-	0.0
IAP	-1	100.0	100.0	100.0	100.0	100.0	100.0	100.0	100.0	100.0	100.0	0.0	100.0	94.5
N		7276	1508	1599	1576	1535	1396	1294	1370	1051	1031	1205	1230	22071

\*\*\* Keyword: Election, Referendum

**Table 802 Voting is a firm duty**

[Questionnaire] (If chosen "voting is a duty") How firmly do you believe that voting is a duty?

[VAR] VOTEDUTC

RESPONSE	PUNCH	03-07	2008	2009	2010	2011	2012	2013	2014	2016	2018	2021	2023	TOTAL
Very firm	1	-	-	-	-	-	-	-	-	-	-	29.8	-	1.6
Somewhat firm	2	-	-	-	-	-	-	-	-	-	-	36.0	-	2.0
Not so firm	3	-	-	-	-	-	-	-	-	-	-	1.8	-	0.1
DK/NA	-8	-	-	-	-	-	-	-	-	-	-	0.0	-	0.0
IAP	-1	100.0	100.0	100.0	100.0	100.0	100.0	100.0	100.0	100.0	100.0	32.4	100.0	96.3
N		7276	1508	1599	1576	1535	1396	1294	1370	1051	1031	1205	1230	22071

\*\*\* Keyword: Referendum

**Table 803 Political thermometer: Saenuri Party**

[Questionnaire] I would like to know what you think about major politicians and political parties in Korea. Referring to the below examples of ratings, please indicate a degree of your preference towards each politician or party as a temperature on a thermometer... Saenuri Party

[VAR] THRMTR1

RESPONSE	PUNCH	03-07	2008	2009	2010	2011	2012	2013	2014	2016	2018	2021	2023	TOTAL
0°C (Very negative)	1	-	-	-	-	-	-	-	-	22.7	-	-	-	1.1
30°C (Somewhat negative)	2	-	-	-	-	-	-	-	-	28.4	-	-	-	1.4
50°C (neither favorable nor negative)	3	-	-	-	-	-	-	-	-	27.7	-	-	-	1.3
70°C (Somewhat favorable)	4	-	-	-	-	-	-	-	-	17.5	-	-	-	0.8
100°C (Very favorable)	5	-	-	-	-	-	-	-	-	3.3	-	-	-	0.2
DK/NA	-8	-	-	-	-	-	-	-	-	0.4	-	-	-	0.0
IAP	-1	100.0	100.0	100.0	100.0	100.0	100.0	100.0	100.0	0.0	100.0	100.0	100.0	95.2
N		7276	1508	1599	1576	1535	1396	1294	1370	1051	1031	1205	1230	22071

\* SHOW CARD

\*\*\* Keyword: Party



**Table 804 Political thermometer: The Minjoo Party**

[Questionnaire] I would like to know what you think about major politicians and political parties in Korea. Referring to the below examples of ratings, please indicate a degree of your preference towards each politician or party as a temperature on a thermometer... The Minjoo Party

[VAR] THRMTR2

RESPONSE	PUNCH	03-07	2008	2009	2010	2011	2012	2013	2014	2016	2018	2021	2023	TOTAL
0°C (Very negative)	1	-	-	-	-	-	-	-	-	9.6	5.8	-	-	0.7
30°C (Somewhat negative)	2	-	-	-	-	-	-	-	-	23.2	10.7	-	-	1.6
50°C (neither favorable nor negative)	3	-	-	-	-	-	-	-	-	48.0	32.4	-	-	3.8
70°C (Somewhat favorable)	4	-	-	-	-	-	-	-	-	16.9	44.4	-	-	2.9
100°C (Very favorable)	5	-	-	-	-	-	-	-	-	1.9	6.4	-	-	0.4
DK/NA	-8	-	-	-	-	-	-	-	-	0.4	0.3	-	-	0.0
IAP	-1	100.0	100.0	100.0	100.0	100.0	100.0	100.0	100.0	0.0	0.0	100.0	100.0	90.6
N		7276	1508	1599	1576	1535	1396	1294	1370	1051	1031	1205	1230	22071

\* SHOW CARD

\*\*\* Keyword: Party

**Table 805 Political thermometer: People's Party**

[Questionnaire] I would like to know what you think about major politicians and political parties in Korea. Referring to the below examples of ratings, please indicate a degree of your preference towards each politician or party as a temperature on a thermometer... People's Party

[VAR] THRMTR3

RESPONSE	PUNCH	03-07	2008	2009	2010	2011	2012	2013	2014	2016	2018	2021	2023	TOTAL
0°C (Very negative)	1	-	-	-	-	-	-	-	-	10.5	-	-	-	0.5
30°C (Somewhat negative)	2	-	-	-	-	-	-	-	-	25.6	-	-	-	1.2
50°C (neither favorable nor negative)	3	-	-	-	-	-	-	-	-	49.0	-	-	-	2.3
70°C (Somewhat favorable)	4	-	-	-	-	-	-	-	-	13.6	-	-	-	0.6
100°C (Very favorable)	5	-	-	-	-	-	-	-	-	1.0	-	-	-	0.0
DK/NA	-8	-	-	-	-	-	-	-	-	0.4	-	-	-	0.0
IAP	-1	100.0	100.0	100.0	100.0	100.0	100.0	100.0	100.0	0.0	100.0	100.0	100.0	95.2
N		7276	1508	1599	1576	1535	1396	1294	1370	1051	1031	1205	1230	22071

\* SHOW CARD

\*\*\* Keyword: Party

**Table 806 Political thermometer: Justice Party**

[Questionnaire] I would like to know what you think about major politicians and political parties in Korea. Referring to the below examples of ratings, please indicate a degree of your preference towards each politician or party as a temperature on a thermometer... Justice Party

[VAR] THRMTR4

RESPONSE	PUNCH	03-07	2008	2009	2010	2011	2012	2013	2014	2016	2018	2021	2023	TOTAL
0°C (Very negative)	1	-	-	-	-	-	-	-	-	17.4	10.7	-	-	1.3
30°C (Somewhat negative)	2	-	-	-	-	-	-	-	-	22.9	16.7	-	-	1.9
50°C (neither favorable nor negative)	3	-	-	-	-	-	-	-	-	48.6	48.4	-	-	4.6
70°C (Somewhat favorable)	4	-	-	-	-	-	-	-	-	9.2	21.6	-	-	1.4
100°C (Very favorable)	5	-	-	-	-	-	-	-	-	1.5	2.2	-	-	0.2
DK/NA	-8	-	-	-	-	-	-	-	-	0.4	0.5	-	-	0.0
IAP	-1	100.0	100.0	100.0	100.0	100.0	100.0	100.0	100.0	0.0	0.0	100.0	100.0	90.6
N		7276	1508	1599	1576	1535	1396	1294	1370	1051	1031	1205	1230	22071

\* SHOW CARD

\*\*\* Keyword: Party

**Table 807 Political thermometer: Park Geun-hye**

[Questionnaire] I would like to know what you think about major politicians and political parties in Korea. Referring to the below examples of ratings, please indicate a degree of your preference towards each politician or party as a temperature on a thermometer... Park Geun-hye

[VAR] THRMTR5

RESPONSE	PUNCH	03-07	2008	2009	2010	2011	2012	2013	2014	2016	2018	2021	2023	TOTAL
0°C (Very negative)	1	-	-	-	-	-	-	-	-	27.2	-	-	-	1.3
30°C (Somewhat negative)	2	-	-	-	-	-	-	-	-	24.2	-	-	-	1.2
50°C (neither favorable nor negative)	3	-	-	-	-	-	-	-	-	27.2	-	-	-	1.3
70°C (Somewhat favorable)	4	-	-	-	-	-	-	-	-	16.2	-	-	-	0.8
100°C (Very favorable)	5	-	-	-	-	-	-	-	-	4.9	-	-	-	0.2
DK/NA	-8	-	-	-	-	-	-	-	-	0.3	-	-	-	0.0
IAP	-1	100.0	100.0	100.0	100.0	100.0	100.0	100.0	100.0	0.0	100.0	100.0	100.0	95.2
N		7276	1508	1599	1576	1535	1396	1294	1370	1051	1031	1205	1230	22071

\* SHOW CARD

\*\*\* Keyword: Politician

**Table 808 Political thermometer: Moon Jae-In**

[Questionnaire] I would like to know what you think about major politicians and political parties in Korea. Referring to the below examples of ratings, please indicate a degree of your preference towards each politician or party as a temperature on a thermometer... Moon Jae-In

[VAR] THRMTR6

RESPONSE	PUNCH	03-07	2008	2009	2010	2011	2012	2013	2014	2016	2018	2021	2023	TOTAL
0°C (Very negative)	1	-	-	-	-	-	-	-	-	13.1	6.4	-	-	0.9
30°C (Somewhat negative)	2	-	-	-	-	-	-	-	-	25.8	8.0	-	-	1.6
50°C (neither favorable nor negative)	3	-	-	-	-	-	-	-	-	42.8	27.7	-	-	3.3
70°C (Somewhat favorable)	4	-	-	-	-	-	-	-	-	15.1	40.7	-	-	2.6
100°C (Very favorable)	5	-	-	-	-	-	-	-	-	2.9	16.8	-	-	0.9
DK/NA	-8	-	-	-	-	-	-	-	-	0.3	0.4	-	-	0.0
IAP	-1	100.0	100.0	100.0	100.0	100.0	100.0	100.0	100.0	0.0	0.0	100.0	100.0	90.6
N		7276	1508	1599	1576	1535	1396	1294	1370	1051	1031	1205	1230	22071

\* SHOW CARD

\*\*\* Keyword: Politician



**Table 809 Political thermometer: Ahn Cheol-soo**

[Questionnaire] I would like to know what you think about major politicians and political parties in Korea. Referring to the below examples of ratings, please indicate a degree of your preference towards each politician or party as a temperature on a thermometer... Ahn Cheol-soo

[VAR] THRMTR7

RESPONSE	PUNCH	03-07	2008	2009	2010	2011	2012	2013	2014	2016	2018	2021	2023	TOTAL
0°C (Very negative)	1	-	-	-	-	-	-	-	-	13.6	25.0	-	-	1.8
30°C (Somewhat negative)	2	-	-	-	-	-	-	-	-	26.2	32.8	-	-	2.8
50°C (neither favorable nor negative)	3	-	-	-	-	-	-	-	-	45.9	35.3	-	-	3.8
70°C (Somewhat favorable)	4	-	-	-	-	-	-	-	-	12.9	5.9	-	-	0.9
100°C (Very favorable)	5	-	-	-	-	-	-	-	-	1.0	0.7	-	-	0.1
DK/NA	-8	-	-	-	-	-	-	-	-	0.3	0.3	-	-	0.0
IAP	-1	100.0	100.0	100.0	100.0	100.0	100.0	100.0	100.0	0.0	0.0	100.0	100.0	90.6
N		7276	1508	1599	1576	1535	1396	1294	1370	1051	1031	1205	1230	22071

\* SHOW CARD

\*\*\* Keyword: Politician

**Table 810 Political thermometer: Liberty Korea Party**

[Questionnaire] I would like to know what you think about major politicians and political parties in Korea. Referring to the below examples of ratings, please indicate a degree of your preference towards each politician or party as a temperature on a thermometer... Liberty Korea Party

[VAR] THRMTR8

RESPONSE	PUNCH	03-07	2008	2009	2010	2011	2012	2013	2014	2016	2018	2021	2023	TOTAL
0°C (Very negative)	1	-	-	-	-	-	-	-	-	-	41.2	-	-	1.9
30°C (Somewhat negative)	2	-	-	-	-	-	-	-	-	-	26.9	-	-	1.3
50°C (neither favorable nor negative)	3	-	-	-	-	-	-	-	-	-	24.3	-	-	1.1
70°C (Somewhat favorable)	4	-	-	-	-	-	-	-	-	-	5.4	-	-	0.3
100°C (Very favorable)	5	-	-	-	-	-	-	-	-	-	1.9	-	-	0.1
DK/NA	-8	-	-	-	-	-	-	-	-	-	0.3	-	-	0.0
IAP	-1	100.0	100.0	100.0	100.0	100.0	100.0	100.0	100.0	100.0	0.0	100.0	100.0	95.3
N		7276	1508	1599	1576	1535	1396	1294	1370	1051	1031	1205	1230	22071

\* SHOW CARD

\*\*\* Keyword: Party

**Table 811 Political thermometer: BAREUNMIRAE Party**

[Questionnaire] I would like to know what you think about major politicians and political parties in Korea. Referring to the below examples of ratings, please indicate a degree of your preference towards each politician or party as a temperature on a thermometer... BAREUNMIRAE Party

[VAR] THRMTR9

RESPONSE	PUNCH	03-07	2008	2009	2010	2011	2012	2013	2014	2016	2018	2021	2023	TOTAL
0°C (Very negative)	1	-	-	-	-	-	-	-	-	-	14.8	-	-	0.7
30°C (Somewhat negative)	2	-	-	-	-	-	-	-	-	-	31.7	-	-	1.5
50°C (neither favorable nor negative)	3	-	-	-	-	-	-	-	-	-	46.9	-	-	2.2
70°C (Somewhat favorable)	4	-	-	-	-	-	-	-	-	-	5.6	-	-	0.3
100°C (Very favorable)	5	-	-	-	-	-	-	-	-	-	0.6	-	-	0.0
DK/NA	-8	-	-	-	-	-	-	-	-	-	0.4	-	-	0.0
IAP	-1	100.0	100.0	100.0	100.0	100.0	100.0	100.0	100.0	100.0	0.0	100.0	100.0	95.3
N		7276	1508	1599	1576	1535	1396	1294	1370	1051	1031	1205	1230	22071

\* SHOW CARD

\*\*\* Keyword: Party

**Table 812 Political thermometer: Party for Democracy and Peace**

[Questionnaire] I would like to know what you think about major politicians and political parties in Korea. Referring to the below examples of ratings, please indicate a degree of your preference towards each politician or party as a temperature on a thermometer... Party for Democracy and Peace

[VAR] THRMTR10

RESPONSE	PUNCH	03-07	2008	2009	2010	2011	2012	2013	2014	2016	2018	2021	2023	TOTAL
0°C (Very negative)	1	-	-	-	-	-	-	-	-	-	15.6	-	-	0.7
30°C (Somewhat negative)	2	-	-	-	-	-	-	-	-	-	27.6	-	-	1.3
50°C (neither favorable nor negative)	3	-	-	-	-	-	-	-	-	-	52.9	-	-	2.5
70°C (Somewhat favorable)	4	-	-	-	-	-	-	-	-	-	3.3	-	-	0.2
100°C (Very favorable)	5	-	-	-	-	-	-	-	-	-	0.2	-	-	0.0
DK/NA	-8	-	-	-	-	-	-	-	-	-	0.4	-	-	0.0
IAP	-1	100.0	100.0	100.0	100.0	100.0	100.0	100.0	100.0	100.0	0.0	100.0	100.0	95.3
N		7276	1508	1599	1576	1535	1396	1294	1370	1051	1031	1205	1230	22071

\* SHOW CARD

\*\*\* Keyword: Party



**Table 813 Political thermometer: Hong Jun-pyo**

[Questionnaire] I would like to know what you think about major politicians and political parties in Korea. Referring to the below examples of ratings, please indicate a degree of your preference towards each politician or party as a temperature on a thermometer... Hong Jun-pyo

[VAR] THRMTR11

RESPONSE	PUNCH	03-07	2008	2009	2010	2011	2012	2013	2014	2016	2018	2021	2023	TOTAL
0°C (Very negative)	1	-	-	-	-	-	-	-	-	-	52.1	-	-	2.4
30°C (Somewhat negative)	2	-	-	-	-	-	-	-	-	-	23.8	-	-	1.1
50°C (neither favorable nor negative)	3	-	-	-	-	-	-	-	-	-	19.4	-	-	0.9
70°C (Somewhat favorable)	4	-	-	-	-	-	-	-	-	-	3.3	-	-	0.2
100°C (Very favorable)	5	-	-	-	-	-	-	-	-	-	1.2	-	-	0.1
DK/NA	-8	-	-	-	-	-	-	-	-	-	0.3	-	-	0.0
IAP	-1	100.0	100.0	100.0	100.0	100.0	100.0	100.0	100.0	100.0	0.0	100.0	100.0	95.3
N		7276	1508	1599	1576	1535	1396	1294	1370	1051	1031	1205	1230	22071

\* SHOW CARD

\*\*\* Keyword: Party

**Table 814 Liking: democratic party of Korea**

[Questionnaire] Please indicate how much you like or dislike following parties with numbers between 0 to 10. 0 means strongly dislike, 5 means neither like nor dislike, and 10 means strongly like... Democratic Party of Korea

[VAR] LIKEPTY1

RESPONSE	PUNCH	03-07	2008	2009	2010	2011	2012	2013	2014	2016	2018	2021	2023	TOTAL
Dislike very much	0	-	-	-	-	-	-	-	-	-	-	8.1	-	0.4
1	1	-	-	-	-	-	-	-	-	-	-	5.3	-	0.3
2	2	-	-	-	-	-	-	-	-	-	-	8.8	-	0.5
3	3	-	-	-	-	-	-	-	-	-	-	7.3	-	0.4
4	4	-	-	-	-	-	-	-	-	-	-	7.3	-	0.4
Neutral	5	-	-	-	-	-	-	-	-	-	-	29.5	-	1.6
6	6	-	-	-	-	-	-	-	-	-	-	9.4	-	0.5
7	7	-	-	-	-	-	-	-	-	-	-	11.0	-	0.6
8	8	-	-	-	-	-	-	-	-	-	-	8.1	-	0.4
9	9	-	-	-	-	-	-	-	-	-	-	1.3	-	0.1
Like very much	10	-	-	-	-	-	-	-	-	-	-	1.3	-	0.1
DK/NA	-8	-	-	-	-	-	-	-	-	-	-	2.6	-	0.1
IAP	-1	100.0	100.0	100.0	100.0	100.0	100.0	100.0	100.0	100.0	100.0	0.0	100.0	94.5
N		7276	1508	1599	1576	1535	1396	1294	1370	1051	1031	1205	1230	22071

\*\*\* Keyword: Party

**Table 815 Liking: People power party**

[Questionnaire] Please indicate how much you like or dislike following parties with numbers between 0 to 10. 0 means strongly dislike, 5 means neither like nor dislike, and 10 means strongly like... People Power Party

[VAR] LIKEPTY2

RESPONSE	PUNCH	03-07	2008	2009	2010	2011	2012	2013	2014	2016	2018	2021	2023	TOTAL
Dislike very much	0	-	-	-	-	-	-	-	-	-	-	7.2	-	0.4
1	1	-	-	-	-	-	-	-	-	-	-	4.2	-	0.2
2	2	-	-	-	-	-	-	-	-	-	-	5.6	-	0.3
3	3	-	-	-	-	-	-	-	-	-	-	8.7	-	0.5
4	4	-	-	-	-	-	-	-	-	-	-	9.1	-	0.5
Neutral	5	-	-	-	-	-	-	-	-	-	-	32.6	-	1.8
6	6	-	-	-	-	-	-	-	-	-	-	8.4	-	0.5
7	7	-	-	-	-	-	-	-	-	-	-	10.4	-	0.6
8	8	-	-	-	-	-	-	-	-	-	-	6.9	-	0.4
9	9	-	-	-	-	-	-	-	-	-	-	1.8	-	0.1
Like very much	10	-	-	-	-	-	-	-	-	-	-	1.7	-	0.1
DK/NA	-8	-	-	-	-	-	-	-	-	-	-	3.3	-	0.2
IAP	-1	100.0	100.0	100.0	100.0	100.0	100.0	100.0	100.0	100.0	100.0	0.0	100.0	94.5
N		7276	1508	1599	1576	1535	1396	1294	1370	1051	1031	1205	1230	22071

\*\*\* Keyword: Party

**Table 816 Liking: Justice party**

[Questionnaire] Please indicate how much you like or dislike following parties with numbers between 0 to 10. 0 means strongly dislike, 5 means neither like nor dislike, and 10 means strongly like... Justice Party

[VAR] LIKEPTY3

RESPONSE	PUNCH	03-07	2008	2009	2010	2011	2012	2013	2014	2016	2018	2021	2023	TOTAL
Dislike very much	0	-	-	-	-	-	-	-	-	-	-	5.9	-	0.3
1	1	-	-	-	-	-	-	-	-	-	-	4.6	-	0.2
2	2	-	-	-	-	-	-	-	-	-	-	9.0	-	0.5
3	3	-	-	-	-	-	-	-	-	-	-	13.4	-	0.7
4	4	-	-	-	-	-	-	-	-	-	-	15.3	-	0.8
Neutral	5	-	-	-	-	-	-	-	-	-	-	36.2	-	2.0
6	6	-	-	-	-	-	-	-	-	-	-	6.9	-	0.4
7	7	-	-	-	-	-	-	-	-	-	-	3.2	-	0.2
8	8	-	-	-	-	-	-	-	-	-	-	0.8	-	0.0
9	9	-	-	-	-	-	-	-	-	-	-	0.2	-	0.0
Like very much	10	-	-	-	-	-	-	-	-	-	-	0.3	-	0.0
DK/NA	-8	-	-	-	-	-	-	-	-	-	-	4.2	-	0.2
IAP	-1	100.0	100.0	100.0	100.0	100.0	100.0	100.0	100.0	100.0	100.0	0.0	100.0	94.5
N		7276	1508	1599	1576	1535	1396	1294	1370	1051	1031	1205	1230	22071

\*\*\* Keyword: Party



**Table 817 Liking: The people's party**

[Questionnaire] Please indicate how much you like or dislike following parties with numbers between 0 to 10. 0 means strongly dislike, 5 means neither like nor dislike, and 10 means strongly like... The People's Party

[VAR] LIKEPRTY4

RESPONSE	PUNCH	03-07	2008	2009	2010	2011	2012	2013	2014	2016	2018	2021	2023	TOTAL
Dislike very much	0	-	-	-	-	-	-	-	-	-	-	6.5	-	0.4
1	1	-	-	-	-	-	-	-	-	-	-	6.0	-	0.3
2	2	-	-	-	-	-	-	-	-	-	-	7.8	-	0.4
3	3	-	-	-	-	-	-	-	-	-	-	13.4	-	0.7
4	4	-	-	-	-	-	-	-	-	-	-	16.4	-	0.9
Neutral	5	-	-	-	-	-	-	-	-	-	-	34.9	-	1.9
6	6	-	-	-	-	-	-	-	-	-	-	6.1	-	0.3
7	7	-	-	-	-	-	-	-	-	-	-	2.8	-	0.2
8	8	-	-	-	-	-	-	-	-	-	-	0.7	-	0.0
9	9	-	-	-	-	-	-	-	-	-	-	0.3	-	0.0
Like very much	10	-	-	-	-	-	-	-	-	-	-	0.2	-	0.0
DK/NA	-8	-	-	-	-	-	-	-	-	-	-	4.9	-	0.3
IAP	-1	100.0	100.0	100.0	100.0	100.0	100.0	100.0	100.0	100.0	100.0	0.0	100.0	94.5
N		7276	1508	1599	1576	1535	1396	1294	1370	1051	1031	1205	1230	22071

\*\*\* Keyword: Party

**Table 818 Liking: Open democratic party**

[Questionnaire] Please indicate how much you like or dislike following parties with numbers between 0 to 10. 0 means strongly dislike, 5 means neither like nor dislike, and 10 means strongly like... Open Democratic Party

[VAR] LIKEPRTY5

RESPONSE	PUNCH	03-07	2008	2009	2010	2011	2012	2013	2014	2016	2018	2021	2023	TOTAL
Dislike very much	0	-	-	-	-	-	-	-	-	-	-	7.6	-	0.4
1	1	-	-	-	-	-	-	-	-	-	-	5.4	-	0.3
2	2	-	-	-	-	-	-	-	-	-	-	8.9	-	0.5
3	3	-	-	-	-	-	-	-	-	-	-	13.9	-	0.8
4	4	-	-	-	-	-	-	-	-	-	-	15.5	-	0.8
Neutral	5	-	-	-	-	-	-	-	-	-	-	34.1	-	1.9
6	6	-	-	-	-	-	-	-	-	-	-	4.5	-	0.2
7	7	-	-	-	-	-	-	-	-	-	-	2.7	-	0.1
8	8	-	-	-	-	-	-	-	-	-	-	0.7	-	0.0
9	9	-	-	-	-	-	-	-	-	-	-	0.4	-	0.0
Like very much	10	-	-	-	-	-	-	-	-	-	-	0.7	-	0.0
DK/NA	-8	-	-	-	-	-	-	-	-	-	-	5.6	-	0.3
IAP	-1	100.0	100.0	100.0	100.0	100.0	100.0	100.0	100.0	100.0	100.0	0.0	100.0	94.5
N		7276	1508	1599	1576	1535	1396	1294	1370	1051	1031	1205	1230	22071

\*\*\* Keyword: Party

**Table 819 Which person R want to limit candidacy (A type)**

[Questionnaire] According to the Public Official Election Act of the Republic of Korea, anyone can run for election, except those who were found financially incompetent, who received a sentence of imprisonment, imprisonment without prison labor, or who received a more serious sentence; who have not completed their sentences, and who have been suspended to run for elected office by the court,. Therefore, the people shown in <Example> can run for election. If the Public Official Elections Act is amended, do you want to prevent any of the following candidates from running? You do not need to tell us specifically about each person; just let us know the number of people you want to limit candidacy... Homosexuals, chaebol chairpersons, religious clergymen (Protestant reverends, Buddhist monks, or Catholic priests), trade union leaders, naturalized immigrants

[VAR] RUNELECTA

RESPONSE	PUNCH	03-07	2008	2009	2010	2011	2012	2013	2014	2016	2018	2021	2023	TOTAL
0	1	-	-	-	-	-	-	-	-	-	7.8	-	-	0.4
1	2	-	-	-	-	-	-	-	-	-	10.0	-	-	0.5
2	3	-	-	-	-	-	-	-	-	-	19.2	-	-	0.9
3	4	-	-	-	-	-	-	-	-	-	7.4	-	-	0.3
4	5	-	-	-	-	-	-	-	-	-	2.2	-	-	0.1
5	6	-	-	-	-	-	-	-	-	-	2.9	-	-	0.1
DK/NA	-8	-	-	-	-	-	-	-	-	-	1.5	-	-	0.1
IAP	-1	100.0	100.0	100.0	100.0	100.0	100.0	100.0	100.0	100.0	49.0	100.0	100.0	97.6
N		7276	1508	1599	1576	1535	1396	1294	1370	1051	1031	1205	1230	22071

\* SHOW CARD

\*\*\* Keyword: Election, Candidacy



**Table 820 Which person R want to limit candidacy (B type)**

[Questionnaire] According to the Public Official Election Act of the Republic of Korea, anyone can run for election, except those who were found financially incompetent, who received a sentence of imprisonment, imprisonment without prison labor, or who received a more serious sentence; who have not completed their sentences, and who have been suspended to run for elected office by the court., Therefore, the people shown in <Example> can run for election. If the Public Official Elections Act is amended, do you want to prevent any of the following candidates from running? You do not need to tell us specifically about each person; just let us know the number of people you want to limit candidacy... Homosexuals, chaebol chairpersons, religious clergymen (Protestant reverends, Buddhist monks, or Catholic priests), feminists, trade union leaders, naturalized immigrants

[VAR] RNELECTB

RESPONSE	PUNCH	03-07	2008	2009	2010	2011	2012	2013	2014	2016	2018	2021	2023	TOTAL
0	1	-	-	-	-	-	-	-	-	-	7.8	-	-	0.4
1	2	-	-	-	-	-	-	-	-	-	7.0	-	-	0.3
2	3	-	-	-	-	-	-	-	-	-	15.7	-	-	0.7
3	4	-	-	-	-	-	-	-	-	-	9.2	-	-	0.4
4	5	-	-	-	-	-	-	-	-	-	3.4	-	-	0.2
5	6	-	-	-	-	-	-	-	-	-	2.4	-	-	0.1
6(B type)	7	-	-	-	-	-	-	-	-	-	2.1	-	-	0.1
DK/NA	-8	-	-	-	-	-	-	-	-	-	1.4	-	-	0.1
IAP	-1	100.0	100.0	100.0	100.0	100.0	100.0	100.0	100.0	100.0	51.0	100.0	100.0	97.7
N		7276	1508	1599	1576	1535	1396	1294	1370	1051	1031	1205	1230	22071

\* SHOW CARD

\*\*\* Keyword: Election, Candidacy

**Table 821 Feeling thermometer: men**

[Questionnaire] We would like to know what you think of the various groups in our society. Referring to the example of the score evaluation below, please indicate how much you like each of the following groups as a thermometer's temperature... Men

[VAR] THERMEN

RESPONSE	PUNCH	03-07	2008	2009	2010	2011	2012	2013	2014	2016	2018	2021	2023	TOTAL
0°C (Very negative)	1	-	-	-	-	-	-	-	-	-	-	1.2	-	0.1
30°C (Somewhat negative)	2	-	-	-	-	-	-	-	-	-	-	5.1	-	0.3
50°C (neither favorable nor negative)	3	-	-	-	-	-	-	-	-	-	-	45.8	-	2.5
70°C (Somewhat favorable)	4	-	-	-	-	-	-	-	-	-	-	38.6	-	2.1
100°C (Very favorable)	5	-	-	-	-	-	-	-	-	-	-	8.7	-	0.5
DK/NA	-8	-	-	-	-	-	-	-	-	-	-	0.6	-	0.0
IAP	-1	100.0	100.0	100.0	100.0	100.0	100.0	100.0	100.0	100.0	100.0	0.0	100.0	94.5
N		7276	1508	1599	1576	1535	1396	1294	1370	1051	1031	1205	1230	22071

**Table 822 Feeling thermometer: women**

[Questionnaire] We would like to know what you think of the various groups in our society. Referring to the example of the score evaluation below, please indicate how much you like each of the following groups as a thermometer's temperature... Women

[VAR] THERMWOM

RESPONSE	PUNCH	03-07	2008	2009	2010	2011	2012	2013	2014	2016	2018	2021	2023	TOTAL
0°C (Very negative)	1	-	-	-	-	-	-	-	-	-	-	0.7	-	0.0
30°C (Somewhat negative)	2	-	-	-	-	-	-	-	-	-	-	4.2	-	0.2
50°C (neither favorable nor negative)	3	-	-	-	-	-	-	-	-	-	-	46.4	-	2.5
70°C (Somewhat favorable)	4	-	-	-	-	-	-	-	-	-	-	41.4	-	2.3
100°C (Very favorable)	5	-	-	-	-	-	-	-	-	-	-	7.0	-	0.4
DK/NA	-8	-	-	-	-	-	-	-	-	-	-	0.3	-	0.0
IAP	-1	100.0	100.0	100.0	100.0	100.0	100.0	100.0	100.0	100.0	100.0	0.0	100.0	94.5
N		7276	1508	1599	1576	1535	1396	1294	1370	1051	1031	1205	1230	22071

**Table 823 Feeling thermometer: homosexual**

[Questionnaire] We would like to know what you think of the various groups in our society. Referring to the example of the score evaluation below, please indicate how much you like each of the following groups as a thermometer's temperature... Homosexual

[VAR] THERMHOM

RESPONSE	PUNCH	03-07	2008	2009	2010	2011	2012	2013	2014	2016	2018	2021	2023	TOTAL
0°C (Very negative)	1	-	-	-	-	-	-	-	-	-	-	45.8	-	2.5
30°C (Somewhat negative)	2	-	-	-	-	-	-	-	-	-	-	31.8	-	1.7
50°C (neither favorable nor negative)	3	-	-	-	-	-	-	-	-	-	-	17.7	-	1.0
70°C (Somewhat favorable)	4	-	-	-	-	-	-	-	-	-	-	3.2	-	0.2
100°C (Very favorable)	5	-	-	-	-	-	-	-	-	-	-	0.2	-	0.0
DK/NA	-8	-	-	-	-	-	-	-	-	-	-	1.2	-	0.1
IAP	-1	100.0	100.0	100.0	100.0	100.0	100.0	100.0	100.0	100.0	100.0	0.0	100.0	94.5
N		7276	1508	1599	1576	1535	1396	1294	1370	1051	1031	1205	1230	22071



**Table 824 Feeling thermometer: Feminist**

[Questionnaire] We would like to know what you think of the various groups in our society. Referring to the example of the score evaluation below, please indicate how much you like each of the following groups as a thermometer's temperature... Feminist

[VAR] THERMFEM

RESPONSE	PUNCH	03-07	2008	2009	2010	2011	2012	2013	2014	2016	2018	2021	2023	TOTAL
0°C (Very negative)	1	-	-	-	-	-	-	-	-	-	-	37.2	-	2.0
30°C (Somewhat negative)	2	-	-	-	-	-	-	-	-	-	-	36.9	-	2.0
50°C (neither favorable nor negative)	3	-	-	-	-	-	-	-	-	-	-	19.2	-	1.1
70°C (Somewhat favorable)	4	-	-	-	-	-	-	-	-	-	-	3.3	-	0.2
100°C (Very favorable)	5	-	-	-	-	-	-	-	-	-	-	0.8	-	0.0
DK/NA	-8	-	-	-	-	-	-	-	-	-	-	2.5	-	0.1
IAP	-1	100.0	100.0	100.0	100.0	100.0	100.0	100.0	100.0	100.0	100.0	0.0	100.0	94.5
N		7276	1508	1599	1576	1535	1396	1294	1370	1051	1031	1205	1230	22071

**Table 825 Political representation to increase diversity in our society**

[Questionnaire] What kind of people do you think need to be more politically represented in order to increase diversity in our society?

[VAR] WHREPPOL

RESPONSE	PUNCH	03-07	2008	2009	2010	2011	2012	2013	2014	2016	2018	2021	2023	TOTAL
The financially vulnerable	1	-	-	-	-	-	-	-	-	-	-	35.9	-	2.0
Women	2	-	-	-	-	-	-	-	-	-	-	31.5	-	1.7
LGBTQ	3	-	-	-	-	-	-	-	-	-	-	3.0	-	0.2
The disabled	4	-	-	-	-	-	-	-	-	-	-	14.4	-	0.8
Immigrants	5	-	-	-	-	-	-	-	-	-	-	2.3	-	0.1
DK/NA	-8	-	-	-	-	-	-	-	-	-	-	13.0	-	0.7
IAP	-1	100.0	100.0	100.0	100.0	100.0	100.0	100.0	100.0	100.0	100.0	0.0	100.0	94.5
N		7276	1508	1599	1576	1535	1396	1294	1370	1051	1031	1205	1230	22071

**Table 826 Those who disagree with me are wrong**

[Questionnaire] What do you think of the following opinion?... I think those who disagree with me are wrong

[VAR] OPOSWRNG

RESPONSE	PUNCH	03-07	2008	2009	2010	2011	2012	2013	2014	2016	2018	2021	2023	TOTAL
Strongly disagree	1	-	-	-	-	-	-	-	-	-	-	8.7	-	0.5
Somewhat disagree	2	-	-	-	-	-	-	-	-	-	-	46.6	-	2.5
Neither agree nor disagree	3	-	-	-	-	-	-	-	-	-	-	29.9	-	1.6
Somewhat agree	4	-	-	-	-	-	-	-	-	-	-	14.3	-	0.8
Strongly agree	5	-	-	-	-	-	-	-	-	-	-	0.2	-	0.0
DK/NA	-8	-	-	-	-	-	-	-	-	-	-	0.2	-	0.0
IAP	-1	100.0	100.0	100.0	100.0	100.0	100.0	100.0	100.0	100.0	100.0	0.0	100.0	94.5
N		7276	1508	1599	1576	1535	1396	1294	1370	1051	1031	1205	1230	22071

**Table 827 I can teach others how to live properly**

[Questionnaire] What do you think of the following opinion?... I can teach others how to live properly

[VAR] RIGHTLIV

RESPONSE	PUNCH	03-07	2008	2009	2010	2011	2012	2013	2014	2016	2018	2021	2023	TOTAL
Strongly disagree	1	-	-	-	-	-	-	-	-	-	-	2.2	-	0.1
Somewhat disagree	2	-	-	-	-	-	-	-	-	-	-	22.3	-	1.2
Neither agree nor disagree	3	-	-	-	-	-	-	-	-	-	-	46.1	-	2.5
Somewhat agree	4	-	-	-	-	-	-	-	-	-	-	27.2	-	1.5
Strongly agree	5	-	-	-	-	-	-	-	-	-	-	2.0	-	0.1
DK/NA	-8	-	-	-	-	-	-	-	-	-	-	0.2	-	0.0
IAP	-1	100.0	100.0	100.0	100.0	100.0	100.0	100.0	100.0	100.0	100.0	0.0	100.0	94.5
N		7276	1508	1599	1576	1535	1396	1294	1370	1051	1031	1205	1230	22071

**Table 828 Government intervention in corporate economic activities**

[Questionnaire] Please tell us which of the following opinions is closest to your thoughts.

[VAR] NATVSBUS

RESPONSE	PUNCH	03-07	2008	2009	2010	2011	2012	2013	2014	2016	2018	2021	2023	TOTAL
The state is advised not to intervene in corporate economic activities for efficient economic growth	1	-	-	-	-	-	-	-	-	-	-	51.9	-	2.8
It is better for the state to interfere to some extent with corporate economic activities to alleviate economic inequality	2	-	-	-	-	-	-	-	-	-	-	42.8	-	2.3
DK/NA	-8	-	-	-	-	-	-	-	-	-	-	5.3	-	0.3
IAP	-1	100.0	100.0	100.0	100.0	100.0	100.0	100.0	100.0	100.0	100.0	0.0	100.0	94.5
N		7276	1508	1599	1576	1535	1396	1294	1370	1051	1031	1205	1230	22071

**Table 829 Restriction of individual freedom**

[Questionnaire] Please tell us which of the following opinions is closest to your thoughts.

[VAR] CUSINDNA

RESPONSE	PUNCH	03-07	2008	2009	2010	2011	2012	2013	2014	2016	2018	2021	2023	TOTAL
It is better for the state to not restrict individual freedom that violates social customs	1	-	-	-	-	-	-	-	-	-	-	56.3	-	3.1
It is better for the state to limit individual freedom to maintain social customs	2	-	-	-	-	-	-	-	-	-	-	38.3	-	2.1
DK/NA	-8	-	-	-	-	-	-	-	-	-	-	5.3	-	0.3
IAP	-1	100.0	100.0	100.0	100.0	100.0	100.0	100.0	100.0	100.0	100.0	0.0	100.0	94.5
N		7276	1508	1599	1576	1535	1396	1294	1370	1051	1031	1205	1230	22071

\*\*\* Keyword: Individual Freedom and Its Restriction



**Table 830 Prospect on South Korean politics**

[Questionnaire] Do you think the political conditions in South Korea will be much better, somewhat better, about the same, somewhat worse, or much worse?

[VAR] POLPROS

RESPONSE	PUNCH	03-07	2008	2009	2010	2011	2012	2013	2014	2016	2018	2021	2023	TOTAL
Much better	1	3.6	4.5	5.2	7.2	7.0	6.3	8.1	5.0	-	-	-	-	4.1
Somewhat better	2	33.4	33.2	38.7	39.1	41.0	36.9	41.2	37.6	-	-	-	-	28.8
About the same	3	34.0	37.7	39.3	40.2	36.6	39.2	35.1	39.6	-	-	-	-	29.0
Somewhat worse	4	7.1	18.0	11.5	8.1	9.2	11.5	10.7	13.6	-	-	-	-	7.8
Much worse	5	1.5	4.9	3.4	2.8	2.6	2.6	2.6	4.2	-	-	-	-	2.0
DK/NA	-8	2.2	1.7	1.9	2.7	3.6	3.6	2.3	0.1	-	-	-	-	1.8
IAP	-1	18.1	0.0	0.0	0.0	0.0	0.0	0.0	0.0	100.0	100.0	100.0	100.0	26.4
N		7276	1508	1599	1576	1535	1396	1294	1370	1051	1031	1205	1230	22071

\*\*\* Keyword: South Korean Politics

**Table 831 Assessment on the current government's state affair administrations**

[Questionnaire] On the whole, how good do you think the current government is in administering state affairs?

[VAR] CURGOV

RESPONSE	PUNCH	03-07	2008	2009	2010	2011	2012	2013	2014	2016	2018	2021	2023	TOTAL
Very good	1	0.6	0.6	2.3	4.3	3.1	2.1	8.5	3.5	3.0	12.1	-	2.0	2.6
Somewhat good	2	9.3	8.2	10.4	15.4	13.7	8.3	25.7	16.3	10.3	34.9	-	24.7	13.0
Neither good nor poor	3	27.7	24.7	27.6	31.2	30.0	29.9	34.1	28.2	26.6	30.6	-	35.6	27.5
Somewhat poor	4	39.6	36.6	33.4	29.1	30.8	31.0	18.2	31.2	33.7	15.0	-	24.4	30.8
Very poor	5	20.4	28.3	24.3	18.2	19.3	26.1	9.9	20.7	25.2	6.3	-	12.5	18.8
DK/NA	-8	2.5	1.6	1.9	1.8	3.1	2.5	3.6	0.1	1.1	1.0	-	0.7	1.9
IAP	-1	0.0	0.0	0.0	0.0	0.0	0.0	0.0	0.0	0.0	0.0	100.0	0.0	5.5
N		7276	1508	1599	1576	1535	1396	1294	1370	1051	1031	1205	1230	22071

\* SHOW CARD(16, 18)

\*\*\* Keyword: Administering State Affairs

**Table 832 Assessment on the government's effort to reduce income gap**

[Questionnaire] Please tell me how well the government is handling each of the following issues... Reducing income gaps between rich and poor

[VAR] EQWLTH

RESPONSE	PUNCH	03-07	2008	2009	2010	2011	2012	2013	2014	2016	2018	2021	2023	TOTAL
Very good	1	0.3	-	-	2.0	-	-	-	-	-	-	-	-	0.3
Somewhat good	2	4.3	-	-	8.8	-	-	-	-	-	-	-	-	2.0
Neither good nor poor	3	15.5	-	-	27.3	-	-	-	-	-	-	-	-	7.1
Somewhat poor	4	22.4	-	-	34.3	-	-	-	-	-	-	-	-	9.8
Very poor	5	14.1	-	-	25.5	-	-	-	-	-	-	-	-	6.5
DK/NA	-8	1.6	-	-	2.1	-	-	-	-	-	-	-	-	0.7
IAP	-1	41.7	100.0	100.0	0.0	100.0	100.0	100.0	100.0	100.0	100.0	100.0	100.0	73.7
N		7276	1508	1599	1576	1535	1396	1294	1370	1051	1031	1205	1230	22071

\* SHOW CARD(05, 10)

\*\*\* Keyword: Job, Policy

**Table 833 Assessment on the government's effort to expand employment opportunities for women**

[Questionnaire] Please tell me how well the government is handling each of the following issues... Expanding employment opportunities for women

[VAR] FEMPLYMT

RESPONSE	PUNCH	03-07	2008	2009	2010	2011	2012	2013	2014	2016	2018	2021	2023	TOTAL
Very good	1	1.4	-	-	3.7	-	-	-	-	-	-	-	-	0.7
Somewhat good	2	14.9	-	-	22.7	-	-	-	-	-	-	-	-	6.5
Neither good nor poor	3	24.2	-	-	41.4	-	-	-	-	-	-	-	-	10.9
Somewhat poor	4	12.0	-	-	21.8	-	-	-	-	-	-	-	-	5.5
Very poor	5	3.2	-	-	5.9	-	-	-	-	-	-	-	-	1.5
DK/NA	-8	2.4	-	-	4.4	-	-	-	-	-	-	-	-	1.1
IAP	-1	41.7	100.0	100.0	0.0	100.0	100.0	100.0	100.0	100.0	100.0	100.0	100.0	73.6
N		7276	1508	1599	1576	1535	1396	1294	1370	1051	1031	1205	1230	22071

\* SHOW CARD(05, 10)

\*\*\* Keyword: Job, Female, Employment, Policy

**Table 834 Assessment on the government's effort to deregulate businesses**

[Questionnaire] Please tell me how well the government is handling each of the following issues... Deregulating business firms

[VAR] FIRMREG

RESPONSE	PUNCH	03-07	2008	2009	2010	2011	2012	2013	2014	2016	2018	2021	2023	TOTAL
Very good	1	0.6	-	-	4.8	-	-	-	-	-	-	-	-	0.6
Somewhat good	2	6.9	-	-	18.8	-	-	-	-	-	-	-	-	3.6
Neither good nor poor	3	25.3	-	-	43.3	-	-	-	-	-	-	-	-	11.4
Somewhat poor	4	15.2	-	-	19.2	-	-	-	-	-	-	-	-	6.4
Very poor	5	4.7	-	-	6.2	-	-	-	-	-	-	-	-	2.0
DK/NA	-8	5.6	-	-	7.7	-	-	-	-	-	-	-	-	2.4
IAP	-1	41.7	100.0	100.0	0.0	100.0	100.0	100.0	100.0	100.0	100.0	100.0	100.0	73.7
N		7276	1508	1599	1576	1535	1396	1294	1370	1051	1031	1205	1230	22071

\* SHOW CARD(05, 10)

\*\*\* Keyword: Job, Regulation, Policy



**Table 835 Assessment on the government's effort to arbitrate labor conflicts**

[Questionnaire] Please tell me how well the government is handling each of the following issues... Arbitrating labor conflicts

[VAR] LABORRE

RESPONSE	PUNCH	03-07	2008	2009	2010	2011	2012	2013	2014	2016	2018	2021	2023	TOTAL
Very good	1	0.5	-	-	1.8	-	-	-	-	-	-	-	-	0.3
Somewhat good	2	5.1	-	-	9.1	-	-	-	-	-	-	-	-	2.3
Neither good nor poor	3	18.0	-	-	37.8	-	-	-	-	-	-	-	-	8.6
Somewhat poor	4	22.1	-	-	33.3	-	-	-	-	-	-	-	-	9.7
Very poor	5	9.3	-	-	13.5	-	-	-	-	-	-	-	-	4.0
DK/NA	-8	3.2	-	-	4.5	-	-	-	-	-	-	-	-	1.4
IAP	-1	41.7	100.0	100.0	0.0	100.0	100.0	100.0	100.0	100.0	100.0	100.0	100.0	73.6
N		7276	1508	1599	1576	1535	1396	1294	1370	1051	1031	1205	1230	22071

\* SHOW CARD(05, 10)

\*\*\* Keyword: Job, Conflict, Policy

**Table 836 Assessment on the government's effort to prevent corruption**

[Questionnaire] Please tell me how well the government is handling each of the following issues... Preventing corruption

[VAR] CORRUPT

RESPONSE	PUNCH	03-07	2008	2009	2010	2011	2012	2013	2014	2016	2018	2021	2023	TOTAL
Very good	1	1.6	-	-	2.4	-	-	-	-	-	-	-	-	0.7
Somewhat good	2	8.9	-	-	11.3	-	-	-	-	-	-	-	-	3.8
Neither good nor poor	3	14.3	-	-	24.0	-	-	-	-	-	-	-	-	6.4
Somewhat poor	4	17.7	-	-	35.3	-	-	-	-	-	-	-	-	8.4
Very poor	5	13.7	-	-	23.4	-	-	-	-	-	-	-	-	6.2
DK/NA	-8	2.0	-	-	3.6	-	-	-	-	-	-	-	-	0.9
IAP	-1	41.7	100.0	100.0	0.0	100.0	100.0	100.0	100.0	100.0	100.0	100.0	100.0	73.6
N		7276	1508	1599	1576	1535	1396	1294	1370	1051	1031	1205	1230	22071

\* SHOW CARD(05, 10)

\*\*\* Keyword: Job, Corruption, Policy

**Table 837 Assessment on the government's effort to resolve regional conflicts**

[Questionnaire] Please tell me how well the government is handling each of the following issues... Resolving regional conflicts

[VAR] REGIONLSM

RESPONSE	PUNCH	03-07	2008	2009	2010	2011	2012	2013	2014	2016	2018	2021	2023	TOTAL
Very good	1	1.1	-	-	1.2	-	-	-	-	-	-	-	-	0.5
Somewhat good	2	9.1	-	-	11.3	-	-	-	-	-	-	-	-	3.8
Neither good nor poor	3	19.3	-	-	30.2	-	-	-	-	-	-	-	-	8.5
Somewhat poor	4	17.4	-	-	32.6	-	-	-	-	-	-	-	-	8.1
Very poor	5	9.3	-	-	21.5	-	-	-	-	-	-	-	-	4.6
DK/NA	-8	2.1	-	-	3.2	-	-	-	-	-	-	-	-	0.9
IAP	-1	41.7	100.0	100.0	0.0	100.0	100.0	100.0	100.0	100.0	100.0	100.0	100.0	73.7
N		7276	1508	1599	1576	1535	1396	1294	1370	1051	1031	1205	1230	22071

\* SHOW CARD(05, 10)

\*\*\* Keyword: Job, Conflict, Policy

**Table 838 Assessment on the government's effort to establish public order**

[Questionnaire] Please tell me how well the government is handling each of the following issues... Establishing public order

[VAR] PUBORDER

RESPONSE	PUNCH	03-07	2008	2009	2010	2011	2012	2013	2014	2016	2018	2021	2023	TOTAL
Very good	1	1.0	-	-	4.1	-	-	-	-	-	-	-	-	0.6
Somewhat good	2	11.8	-	-	25.5	-	-	-	-	-	-	-	-	5.7
Neither good nor poor	3	27.4	-	-	43.9	-	-	-	-	-	-	-	-	12.2
Somewhat poor	4	11.0	-	-	16.4	-	-	-	-	-	-	-	-	4.8
Very poor	5	4.7	-	-	6.9	-	-	-	-	-	-	-	-	2.1
DK/NA	-8	2.4	-	-	3.2	-	-	-	-	-	-	-	-	1.0
IAP	-1	41.7	100.0	100.0	0.0	100.0	100.0	100.0	100.0	100.0	100.0	100.0	100.0	73.7
N		7276	1508	1599	1576	1535	1396	1294	1370	1051	1031	1205	1230	22071

\* SHOW CARD(05, 10)

\*\*\* Keyword: Job, Public Order, Policy

**Table 839 Assessment on the government's effort to maintain just taxation policies**

[Questionnaire] Please tell me how well the government is handling each of the following issues... Maintaining just taxation policies

[VAR] TAXFAIR

RESPONSE	PUNCH	03-07	2008	2009	2010	2011	2012	2013	2014	2016	2018	2021	2023	TOTAL
Very good	1	0.7	-	-	1.4	-	-	-	-	-	-	-	-	0.3
Somewhat good	2	6.3	-	-	11.2	-	-	-	-	-	-	-	-	2.9
Neither good nor poor	3	19.5	-	-	36.2	-	-	-	-	-	-	-	-	9.0
Somewhat poor	4	18.4	-	-	29.9	-	-	-	-	-	-	-	-	8.2
Very poor	5	10.0	-	-	16.1	-	-	-	-	-	-	-	-	4.4
DK/NA	-8	3.4	-	-	5.2	-	-	-	-	-	-	-	-	1.5
IAP	-1	41.7	100.0	100.0	0.0	100.0	100.0	100.0	100.0	100.0	100.0	100.0	100.0	73.7
N		7276	1508	1599	1576	1535	1396	1294	1370	1051	1031	1205	1230	22071

\* SHOW CARD(05, 10)

\*\*\* Keyword: Job, Tax, Fair, Policy



**Table 840 Assessment on the government's policy towards North Korea**

[Questionnaire] Please tell me how well the government is handling each of the following issues... Policies toward North Korea

[VAR] NORTHPOL

RESPONSE	PUNCH	03-07	2008	2009	2010	2011	2012	2013	2014	2016	2018	2021	2023	TOTAL
Very good	1	1.8	-	-	6.7	-	-	-	-	-	-	-	-	1.1
Somewhat good	2	11.7	-	-	14.3	-	-	-	-	-	-	-	-	4.9
Neither good nor poor	3	23.5	-	-	26.6	-	-	-	-	-	-	-	-	9.7
Somewhat poor	4	13.0	-	-	27.5	-	-	-	-	-	-	-	-	6.2
Very poor	5	5.1	-	-	20.9	-	-	-	-	-	-	-	-	3.2
DK/NA	-8	3.1	-	-	3.9	-	-	-	-	-	-	-	-	1.3
IAP	-1	41.7	100.0	100.0	0.0	100.0	100.0	100.0	100.0	100.0	100.0	100.0	100.0	73.6
N		7276	1508	1599	1576	1535	1396	1294	1370	1051	1031	1205	1230	22071

\* SHOW CARD(05, 10)

\*\*\* Keyword: Job, North Korea, Policy

**Table 841 Opinion on the government's educational policies**

[Questionnaire] Please tell me how good or poorly the government is handling each of the following issues... Educational policies

[VAR] EDUPOLCY

RESPONSE	PUNCH	03-07	2008	2009	2010	2011	2012	2013	2014	2016	2018	2021	2023	TOTAL
Very good	1	-	-	-	3.1	-	-	-	-	-	-	-	-	0.2
Somewhat good	2	-	-	-	11.2	-	-	-	-	-	-	-	-	0.8
Neither good nor poor	3	-	-	-	36.7	-	-	-	-	-	-	-	-	2.6
Somewhat poor	4	-	-	-	28.9	-	-	-	-	-	-	-	-	2.1
Very poor	5	-	-	-	15.7	-	-	-	-	-	-	-	-	1.1
DK/NA	-8	-	-	-	4.4	-	-	-	-	-	-	-	-	0.3
IAP	-1	100.0	100.0	100.0	0.0	100.0	100.0	100.0	100.0	100.0	100.0	100.0	100.0	92.9
N		7276	1508	1599	1576	1535	1396	1294	1370	1051	1031	1205	1230	22071

\* SHOW CARD

\*\*\* Keyword: Job, Educational System, Policy

**Table 842 Agree or disagree: Korea-U.S. alliance should be strengthened**

[Questionnaire] How much do you agree or disagree with each of these statements?... Korea-U.S. alliance should be strengthened.

[VAR] CNSRVTV1

RESPONSE	PUNCH	03-07	2008	2009	2010	2011	2012	2013	2014	2016	2018	2021	2023	TOTAL
Agree strongly	1	-	-	-	-	-	-	-	-	17.5	-	-	-	0.8
Agree moderately	2	-	-	-	-	-	-	-	-	41.8	-	-	-	2.0
Neither agree nor disagree	3	-	-	-	-	-	-	-	-	31.2	-	-	-	1.5
Disagree moderately	4	-	-	-	-	-	-	-	-	9.0	-	-	-	0.4
Disagree strongly	5	-	-	-	-	-	-	-	-	0.5	-	-	-	0.0
IAP	-1	100.0	100.0	100.0	100.0	100.0	100.0	100.0	100.0	0.0	100.0	100.0	100.0	95.2
N		7276	1508	1599	1576	1535	1396	1294	1370	1051	1031	1205	1230	22071

\* SHOW CARD

\*\*\* Keyword: he Pros and Cons

**Table 843 Agree or disagree: National Security Law should be abolished**

[Questionnaire] How much do you agree or disagree with each of these statements?... National Security Law should be abolished.

[VAR] CNSRVTV2

RESPONSE	PUNCH	03-07	2008	2009	2010	2011	2012	2013	2014	2016	2018	2021	2023	TOTAL
Agree strongly	1	-	-	-	-	-	-	-	-	8.0	-	-	-	0.4
Agree moderately	2	-	-	-	-	-	-	-	-	17.1	-	-	-	0.8
Neither agree nor disagree	3	-	-	-	-	-	-	-	-	36.2	-	-	-	1.7
Disagree moderately	4	-	-	-	-	-	-	-	-	26.9	-	-	-	1.3
Disagree strongly	5	-	-	-	-	-	-	-	-	11.8	-	-	-	0.6
IAP	-1	100.0	100.0	100.0	100.0	100.0	100.0	100.0	100.0	0.0	100.0	100.0	100.0	95.2
N		7276	1508	1599	1576	1535	1396	1294	1370	1051	1031	1205	1230	22071

\* SHOW CARD

\*\*\* Keyword: The Pros and Cons

**Table 844 Agree or disagree: Gaeseong Industrial Complex should be normalized**

[Questionnaire] How much do you agree or disagree with each of these statements?... Gaeseong Industrial Complex should be normalized.

[VAR] CNSRVTV3

RESPONSE	PUNCH	03-07	2008	2009	2010	2011	2012	2013	2014	2016	2018	2021	2023	TOTAL
Agree strongly	1	-	-	-	-	-	-	-	-	12.1	-	-	-	0.6
Agree moderately	2	-	-	-	-	-	-	-	-	29.6	-	-	-	1.4
Neither agree nor disagree	3	-	-	-	-	-	-	-	-	30.7	-	-	-	1.5
Disagree moderately	4	-	-	-	-	-	-	-	-	18.8	-	-	-	0.9
Disagree strongly	5	-	-	-	-	-	-	-	-	8.8	-	-	-	0.4
IAP	-1	100.0	100.0	100.0	100.0	100.0	100.0	100.0	100.0	0.0	100.0	100.0	100.0	95.2
N		7276	1508	1599	1576	1535	1396	1294	1370	1051	1031	1205	1230	22071

\* SHOW CARD

\*\*\* Keyword: The Pros and Cons



**Table 845 Agree or disagree: Welfare comes before economic development**

[Questionnaire] How much do you agree or disagree with each of these statements?... Welfare comes before economic development.

[VAR] CNSRVTV4

RESPONSE	PUNCH	03-07	2008	2009	2010	2011	2012	2013	2014	2016	2018	2021	2023	TOTAL
Agree strongly	1	-	-	-	-	-	-	-	-	7.1	-	-	-	0.3
Agree moderately	2	-	-	-	-	-	-	-	-	29.5	-	-	-	1.4
Neither agree nor disagree	3	-	-	-	-	-	-	-	-	31.6	-	-	-	1.5
Disagree moderately	4	-	-	-	-	-	-	-	-	27.0	-	-	-	1.3
Disagree strongly	5	-	-	-	-	-	-	-	-	4.8	-	-	-	0.2
IAP	-1	100.0	100.0	100.0	100.0	100.0	100.0	100.0	100.0	0.0	100.0	100.0	100.0	95.2
N		7276	1508	1599	1576	1535	1396	1294	1370	1051	1031	1205	1230	22071

\* SHOW CARD

\*\*\* Keyword: The Pros and Cons, Welfare

**Table 846 Agree or disagree: Problems regarding contingent workers should be self-regulated by businesses**

[Questionnaire] How much do you agree or disagree with each of these statements?... Problems regarding contingent workers should be self-regulated by businesses.

[VAR] CNSRVTV5

RESPONSE	PUNCH	03-07	2008	2009	2010	2011	2012	2013	2014	2016	2018	2021	2023	TOTAL
Agree strongly	1	-	-	-	-	-	-	-	-	3.7	-	-	-	0.2
Agree moderately	2	-	-	-	-	-	-	-	-	14.8	-	-	-	0.7
Neither agree nor disagree	3	-	-	-	-	-	-	-	-	24.1	-	-	-	1.1
Disagree moderately	4	-	-	-	-	-	-	-	-	44.3	-	-	-	2.1
Disagree strongly	5	-	-	-	-	-	-	-	-	13.0	-	-	-	0.6
DK/NA	-8	-	-	-	-	-	-	-	-	0.1	-	-	-	0.0
IAP	-1	100.0	100.0	100.0	100.0	100.0	100.0	100.0	100.0	0.0	100.0	100.0	100.0	95.2
N		7276	1508	1599	1576	1535	1396	1294	1370	1051	1031	1205	1230	22071

\* SHOW CARD

\*\*\* Keyword: The Pros and Cons, Contingent

**Table 847 Agree or disagree: High-income earners should pay more taxes than they do now**

[Questionnaire] How much do you agree or disagree with each of these statements?... High-income earners should pay more taxes than now.

[VAR] CNSRVTV6

RESPONSE	PUNCH	03-07	2008	2009	2010	2011	2012	2013	2014	2016	2018	2021	2023	TOTAL
Agree strongly	1	-	-	-	-	-	-	-	-	35.9	-	-	-	1.7
Agree moderately	2	-	-	-	-	-	-	-	-	44.5	-	-	-	2.1
Neither agree nor disagree	3	-	-	-	-	-	-	-	-	13.2	-	-	-	0.6
Disagree moderately	4	-	-	-	-	-	-	-	-	5.0	-	-	-	0.2
Disagree strongly	5	-	-	-	-	-	-	-	-	1.3	-	-	-	0.1
IAP	-1	100.0	100.0	100.0	100.0	100.0	100.0	100.0	100.0	0.0	100.0	100.0	100.0	95.2
N		7276	1508	1599	1576	1535	1396	1294	1370	1051	1031	1205	1230	22071

\* SHOW CARD

\*\*\* Keyword: The Pros and Cons, Tax

**Table 848 Agree or disagree: Public enterprises including the railroad service should be privatized**

[Questionnaire] How much do you agree or disagree with each of these statements?... Public enterprises including the railroad service should be privatized

[VAR] CNSRVTV7

RESPONSE	PUNCH	03-07	2008	2009	2010	2011	2012	2013	2014	2016	2018	2021	2023	TOTAL
Agree strongly	1	-	-	-	-	-	-	-	-	6.3	-	-	-	0.3
Agree moderately	2	-	-	-	-	-	-	-	-	15.5	-	-	-	0.7
Neither agree nor disagree	3	-	-	-	-	-	-	-	-	28.2	-	-	-	1.3
Disagree moderately	4	-	-	-	-	-	-	-	-	31.3	-	-	-	1.5
Disagree strongly	5	-	-	-	-	-	-	-	-	18.7	-	-	-	0.9
IAP	-1	100.0	100.0	100.0	100.0	100.0	100.0	100.0	100.0	0.0	100.0	100.0	100.0	95.2
N		7276	1508	1599	1576	1535	1396	1294	1370	1051	1031	1205	1230	22071

\* SHOW CARD

\*\*\* Keyword: The Pros and Cons, Public Enterprises

**Table 849 Agree or disagree: Corporal punishment should be allowed in schools**

[Questionnaire] How much do you agree or disagree with each of these statements?... Corporal punishment should be allowed in schools.

[VAR] CNSRVTV8

RESPONSE	PUNCH	03-07	2008	2009	2010	2011	2012	2013	2014	2016	2018	2021	2023	TOTAL
Agree strongly	1	-	-	-	-	-	-	-	-	9.3	-	-	-	0.4
Agree moderately	2	-	-	-	-	-	-	-	-	37.2	-	-	-	1.8
Neither agree nor disagree	3	-	-	-	-	-	-	-	-	22.1	-	-	-	1.1
Disagree moderately	4	-	-	-	-	-	-	-	-	21.3	-	-	-	1.0
Disagree strongly	5	-	-	-	-	-	-	-	-	10.0	-	-	-	0.5
IAP	-1	100.0	100.0	100.0	100.0	100.0	100.0	100.0	100.0	0.0	100.0	100.0	100.0	95.2
N		7276	1508	1599	1576	1535	1396	1294	1370	1051	1031	1205	1230	22071

\* SHOW CARD

\*\*\* Keyword: The Pros and Cons, Corporal Punishment



**Table 850 Agree or disagree: Alternative military service should be allowed for those who object because of their personal beliefs such as religious beliefs**

[Questionnaire] How much do you agree or disagree with each of these statements?... Alternative military service should be allowed for those who object because of their personal beliefs such as a religious belief.

[VAR] CNSRVT9

RESPONSE	PUNCH	03-07	2008	2009	2010	2011	2012	2013	2014	2016	2018	2021	2023	TOTAL
Agree strongly	1	-	-	-	-	-	-	-	-	3.9	-	-	-	0.2
Agree moderately	2	-	-	-	-	-	-	-	-	20.9	-	-	-	1.0
Neither agree nor disagree	3	-	-	-	-	-	-	-	-	28.4	-	-	-	1.4
Disagree moderately	4	-	-	-	-	-	-	-	-	27.0	-	-	-	1.3
Disagree strongly	5	-	-	-	-	-	-	-	-	19.6	-	-	-	0.9
DK/NA	-8	-	-	-	-	-	-	-	-	0.2	-	-	-	0.0
IAP	-1	100.0	100.0	100.0	100.0	100.0	100.0	100.0	100.0	0.0	100.0	100.0	100.0	95.2
N		7276	1508	1599	1576	1535	1396	1294	1370	1051	1031	1205	1230	22071

\* SHOW CARD

\*\*\* Keyword: The Pros and Cons

**Table 851 Agree or disagree: Capital punishment should be abolished**

[Questionnaire] How much do you agree or disagree with each of these statements?... Capital punishment should be abolished

[VAR] CNSRVT10

RESPONSE	PUNCH	03-07	2008	2009	2010	2011	2012	2013	2014	2016	2018	2021	2023	TOTAL
Agree strongly	1	-	-	-	-	-	-	-	-	9.2	-	-	-	0.4
Agree moderately	2	-	-	-	-	-	-	-	-	14.6	-	-	-	0.7
Neither agree nor disagree	3	-	-	-	-	-	-	-	-	25.2	-	-	-	1.2
Disagree moderately	4	-	-	-	-	-	-	-	-	31.2	-	-	-	1.5
Disagree strongly	5	-	-	-	-	-	-	-	-	19.7	-	-	-	0.9
DK/NA	-8	-	-	-	-	-	-	-	-	0.1	-	-	-	0.0
IAP	-1	100.0	100.0	100.0	100.0	100.0	100.0	100.0	100.0	0.0	100.0	100.0	100.0	95.2
N		7276	1508	1599	1576	1535	1396	1294	1370	1051	1031	1205	1230	22071

\* SHOW CARD

\*\*\* Keyword: The Pros and Cons

**Table 852 Agree or disagree: There needs to be a strong leader to suppress extremism ruining our country**

[Questionnaire] How much do you disagree or agree with each of these statements?... There needs to be a strong leader to suppress extremism ruining our country

[VAR] AUTHORT1

RESPONSE	PUNCH	03-07	2008	2009	2010	2011	2012	2013	2014	2016	2018	2021	2023	TOTAL
Disagree strongly	1	-	-	-	-	-	-	-	-	4.5	-	-	-	0.2
Disagree fairly	2	-	-	-	-	-	-	-	-	7.4	-	-	-	0.4
Disagree a little	3	-	-	-	-	-	-	-	-	16.8	-	-	-	0.8
Neither agree nor disagree	4	-	-	-	-	-	-	-	-	17.6	-	-	-	0.8
Agree a little	5	-	-	-	-	-	-	-	-	30.6	-	-	-	1.5
Agree fairly	6	-	-	-	-	-	-	-	-	12.8	-	-	-	0.6
Agree strongly	7	-	-	-	-	-	-	-	-	10.4	-	-	-	0.5
IAP	-1	100.0	100.0	100.0	100.0	100.0	100.0	100.0	100.0	0.0	100.0	100.0	100.0	95.2
N		7276	1508	1599	1576	1535	1396	1294	1370	1051	1031	1205	1230	22071

\* SHOW CARD

\*\*\* Keyword: Political Power, Extremist

**Table 853 Agree or disagree: Those who are critical about the government authority create unnecessary confusion among citizens**

[Questionnaire] How much do you disagree or agree with each of these statements?... Those who are critical about the government authority creates unnecessary confusion among citizens.

[VAR] AUTHORT2

RESPONSE	PUNCH	03-07	2008	2009	2010	2011	2012	2013	2014	2016	2018	2021	2023	TOTAL
Disagree strongly	1	-	-	-	-	-	-	-	-	7.0	-	-	-	0.3
Disagree fairly	2	-	-	-	-	-	-	-	-	14.9	-	-	-	0.7
Disagree a little	3	-	-	-	-	-	-	-	-	24.5	-	-	-	1.2
Neither agree nor disagree	4	-	-	-	-	-	-	-	-	20.6	-	-	-	1.0
Agree a little	5	-	-	-	-	-	-	-	-	21.2	-	-	-	1.0
Agree fairly	6	-	-	-	-	-	-	-	-	7.3	-	-	-	0.3
Agree strongly	7	-	-	-	-	-	-	-	-	4.3	-	-	-	0.2
IAP	-1	100.0	100.0	100.0	100.0	100.0	100.0	100.0	100.0	0.0	100.0	100.0	100.0	95.2
N		7276	1508	1599	1576	1535	1396	1294	1370	1051	1031	1205	1230	22071

\* SHOW CARD

\*\*\* Keyword: Political Power

**Table 854 Agree or disagree: The use of physical force against those who create social disruption may be justified in order to track back our country to the right direction**

[Questionnaire] How much do you disagree or agree with each of these statements?... The use of physical force against those who create social disruption may be justified in order to track back our country to the right direction.

[VAR] AUTHORT3

RESPONSE	PUNCH	03-07	2008	2009	2010	2011	2012	2013	2014	2016	2018	2021	2023	TOTAL
Disagree strongly	1	-	-	-	-	-	-	-	-	17.6	-	-	-	0.8
Disagree fairly	2	-	-	-	-	-	-	-	-	16.9	-	-	-	0.8
Disagree a little	3	-	-	-	-	-	-	-	-	24.8	-	-	-	1.2
Neither agree nor disagree	4	-	-	-	-	-	-	-	-	17.2	-	-	-	0.8
Agree a little	5	-	-	-	-	-	-	-	-	15.6	-	-	-	0.7
Agree fairly	6	-	-	-	-	-	-	-	-	3.7	-	-	-	0.2
Agree strongly	7	-	-	-	-	-	-	-	-	4.0	-	-	-	0.2
DK/NA	-8	-	-	-	-	-	-	-	-	0.1	-	-	-	0.0
IAP	-1	100.0	100.0	100.0	100.0	100.0	100.0	100.0	100.0	0.0	100.0	100.0	100.0	95.2
N		7276	1508	1599	1576	1535	1396	1294	1370	1051	1031	1205	1230	22071

\* SHOW CARD

\*\*\* Keyword: Political Power



**Table 855 Agree or disagree: What our country really needs is executing laws more strictly rather than guaranteeing the human rights widely**

[Questionnaire] How much do you disagree or agree with each of these statements?... What our country really needs is executing laws more strictly rather than guaranteeing the human rights widely.

[VAR] AUTHORT4

RESPONSE	PUNCH	03-07	2008	2009	2010	2011	2012	2013	2014	2016	2018	2021	2023	TOTAL
Disagree strongly	1	-	-	-	-	-	-	-	-	6.9	-	-	1.8	0.4
Disagree fairly	2	-	-	-	-	-	-	-	-	12.0	-	-	7.2	1.0
Disagree a little	3	-	-	-	-	-	-	-	-	19.9	-	-	16.3	1.9
Neither agree nor disagree	4	-	-	-	-	-	-	-	-	19.5	-	-	21.1	2.1
Agree a little	5	-	-	-	-	-	-	-	-	24.6	-	-	28.4	2.8
Agree fairly	6	-	-	-	-	-	-	-	-	10.8	-	-	18.3	1.5
Agree strongly	7	-	-	-	-	-	-	-	-	6.0	-	-	6.3	0.6
DK/NA	-8	-	-	-	-	-	-	-	-	0.2	-	-	0.6	0.0
IAP	-1		100.0	100.0	100.0	100.0	100.0	100.0	100.0	0.0	100.0	100.0	0.0	89.7
N		7276	1508	1599	1576	1535	1396	1294	1370	1051	1031	1205	1230	22071

\* SHOW CARD

\*\*\* Keyword: Political Power, National Human Rights Commission, Law and Order

**Table 856 Agree or disagree: Obedience and respect to authority is the most important virtue that our children should learn**

[Questionnaire] How much do you disagree or agree with each of these statements?... Obedience and respect to authority is the most important virtue that our children should learn.

[VAR] AUTHORT5

RESPONSE	PUNCH	03-07	2008	2009	2010	2011	2012	2013	2014	2016	2018	2021	2023	TOTAL
Disagree strongly	1	-	-	-	-	-	-	-	-	13.1	-	-	-	0.6
Disagree fairly	2	-	-	-	-	-	-	-	-	16.4	-	-	-	0.8
Disagree a little	3	-	-	-	-	-	-	-	-	21.9	-	-	-	1.0
Neither agree nor disagree	4	-	-	-	-	-	-	-	-	18.4	-	-	-	0.9
Agree a little	5	-	-	-	-	-	-	-	-	16.1	-	-	-	0.8
Agree fairly	6	-	-	-	-	-	-	-	-	8.6	-	-	-	0.4
Agree strongly	7	-	-	-	-	-	-	-	-	5.3	-	-	-	0.3
DK/NA	-8	-	-	-	-	-	-	-	-	0.2	-	-	-	0.0
IAP	-1	100.0	100.0	100.0	100.0	100.0	100.0	100.0	100.0	0.0	100.0	100.0	100.0	95.2
N		7276	1508	1599	1576	1535	1396	1294	1370	1051	1031	1205	1230	22071

\* SHOW CARD

\*\*\* Keyword: Political Power, Authority

**Table 857 Agree or disagree: To preserve our values, law and order, problematic social groups should be eradicated**

[Questionnaire] How much do you disagree or agree with each of these statements?... To preserve our values and law and order, problematic social groups in our society should be eradicated.

[VAR] AUTHORT6

RESPONSE	PUNCH	03-07	2008	2009	2010	2011	2012	2013	2014	2016	2018	2021	2023	TOTAL
Disagree strongly	1	-	-	-	-	-	-	-	-	6.4	-	-	-	0.3
Disagree fairly	2	-	-	-	-	-	-	-	-	11.2	-	-	-	0.5
Disagree a little	3	-	-	-	-	-	-	-	-	15.7	-	-	-	0.7
Neither agree nor disagree	4	-	-	-	-	-	-	-	-	21.7	-	-	-	1.0
Agree a little	5	-	-	-	-	-	-	-	-	28.6	-	-	-	1.4
Agree fairly	6	-	-	-	-	-	-	-	-	10.7	-	-	-	0.5
Agree strongly	7	-	-	-	-	-	-	-	-	5.5	-	-	-	0.3
DK/NA	-8	-	-	-	-	-	-	-	-	0.2	-	-	-	0.0
IAP	-1	100.0	100.0	100.0	100.0	100.0	100.0	100.0	100.0	0.0	100.0	100.0	100.0	95.2
N		7276	1508	1599	1576	1535	1396	1294	1370	1051	1031	1205	1230	22071

\* SHOW CARD

\*\*\* Keyword: Political Power, Law and Order

**Table 858 Agree or disagree: What our country needs most is citizens follow national leaders' guidance**

[Questionnaire] How much do you disagree or agree with each of these statements?... What our country needs the most are orderly citizens who follow national leaders' guidance.

[VAR] AUTHORT7

RESPONSE	PUNCH	03-07	2008	2009	2010	2011	2012	2013	2014	2016	2018	2021	2023	TOTAL
Disagree strongly	1	-	-	-	-	-	-	-	-	13.7	-	-	3.7	0.9
Disagree fairly	2	-	-	-	-	-	-	-	-	16.2	-	-	12.1	1.4
Disagree a little	3	-	-	-	-	-	-	-	-	22.5	-	-	17.0	2.0
Neither agree nor disagree	4	-	-	-	-	-	-	-	-	20.4	-	-	31.0	2.7
Agree a little	5	-	-	-	-	-	-	-	-	18.1	-	-	23.6	2.2
Agree fairly	6	-	-	-	-	-	-	-	-	5.6	-	-	10.2	0.8
Agree strongly	7	-	-	-	-	-	-	-	-	3.4	-	-	1.7	0.3
DK/NA	-8	-	-	-	-	-	-	-	-	0.2	-	-	0.7	0.0
IAP	-1	100.0	100.0	100.0	100.0	100.0	100.0	100.0	100.0	0.0	100.0	100.0	0.0	89.7
N		7276	1508	1599	1576	1535	1396	1294	1370	1051	1031	1205	1230	22071

\* SHOW CARD

\*\*\* Keyword: Political Power, Citizens



**Table 859 Agree or disagree: Politicians place their own interests before national concerns**

[Questionnaire] What do you think about the following statements?... Politicians place their own interests before national concerns

[VAR] APATHY1

RESPONSE	PUNCH	03-07	2008	2009	2010	2011	2012	2013	2014	2016	2018	2021	2023	TOTAL
Strongly agree	1	-	-	-	-	-	-	-	-	42.2	31.8	-	-	3.5
2	2	-	-	-	-	-	-	-	-	26.6	29.1	-	-	2.6
3	3	-	-	-	-	-	-	-	-	19.1	22.4	-	-	2.0
4	4	-	-	-	-	-	-	-	-	6.9	10.2	-	-	0.8
5	5	-	-	-	-	-	-	-	-	3.9	4.5	-	-	0.4
6	6	-	-	-	-	-	-	-	-	0.8	1.4	-	-	0.1
Strongly disagree	7	-	-	-	-	-	-	-	-	0.5	0.8	-	-	0.1
IAP	-1	100.0	100.0	100.0	100.0	100.0	100.0	100.0	100.0	0.0	0.0	100.0	100.0	90.6
N		7276	1508	1599	1576	1535	1396	1294	1370	1051	1031	1205	1230	22071

\* SHOW CARD

\*\*\* Keyword: Politician, National Interests

**Table 860 Agree or disagree: Politician say nice words just to get votes**

[Questionnaire] What do you think about the following statements?... Politicians say nice words just to get votes.

[VAR] APATHY2

RESPONSE	PUNCH	03-07	2008	2009	2010	2011	2012	2013	2014	2016	2018	2021	2023	TOTAL
Strongly agree	1	-	-	-	-	-	-	-	-	39.9	30.8	-	-	3.3
2	2	-	-	-	-	-	-	-	-	26.2	25.2	-	-	2.4
3	3	-	-	-	-	-	-	-	-	20.2	24.5	-	-	2.1
4	4	-	-	-	-	-	-	-	-	8.4	13.1	-	-	1.0
5	5	-	-	-	-	-	-	-	-	4.1	4.3	-	-	0.4
6	6	-	-	-	-	-	-	-	-	0.8	1.8	-	-	0.1
Strongly disagree	7	-	-	-	-	-	-	-	-	0.5	0.3	-	-	0.0
IAP	-1	100.0	100.0	100.0	100.0	100.0	100.0	100.0	100.0	0.0	0.0	100.0	100.0	90.6
N		7276	1508	1599	1576	1535	1396	1294	1370	1051	1031	1205	1230	22071

\* SHOW CARD

\*\*\* Keyword: Politician

**Table 861 Agree or disagree: It is foolish to believe what politicians say**

[Questionnaire] What do you think about the following statements?... It is foolish to believe what politicians say.

[VAR] APATHY3

RESPONSE	PUNCH	03-07	2008	2009	2010	2011	2012	2013	2014	2016	2018	2021	2023	TOTAL
Strongly agree	1	-	-	-	-	-	-	-	-	31.6	24.7	-	-	2.7
2	2	-	-	-	-	-	-	-	-	22.4	18.9	-	-	1.9
3	3	-	-	-	-	-	-	-	-	20.5	23.1	-	-	2.1
4	4	-	-	-	-	-	-	-	-	16.9	19.1	-	-	1.7
5	5	-	-	-	-	-	-	-	-	6.4	9.9	-	-	0.8
6	6	-	-	-	-	-	-	-	-	1.5	3.3	-	-	0.2
Strongly disagree	7	-	-	-	-	-	-	-	-	0.8	0.9	-	-	0.1
DK/NA	-8	-	-	-	-	-	-	-	-	0.0	0.1	-	-	0.0
IAP	-1	100.0	100.0	100.0	100.0	100.0	100.0	100.0	100.0	0.0	0.0	100.0	100.0	90.6
N		7276	1508	1599	1576	1535	1396	1294	1370	1051	1031	1205	1230	22071

\* SHOW CARD

\*\*\* Keyword: Politician, Trust

**Table 862 National assembly should follow the will of the people**

[Questionnaire] To what extent do you agree or disagree with the following?... Members of the National Assembly should follow the will of the people

[VAR] CONPEOPL

RESPONSE	PUNCH	03-07	2008	2009	2010	2011	2012	2013	2014	2016	2018	2021	2023	TOTAL
Strongly agree	1	-	-	-	-	-	-	-	-	-	-	27.9	-	1.5
Somewhat agree	2	-	-	-	-	-	-	-	-	-	-	51.7	-	2.8
Neither agree nor disagree	3	-	-	-	-	-	-	-	-	-	-	17.5	-	1.0
Somewhat disagree	4	-	-	-	-	-	-	-	-	-	-	2.5	-	0.1
Strongly disagree	5	-	-	-	-	-	-	-	-	-	-	0.2	-	0.0
DK/NA	-8	-	-	-	-	-	-	-	-	-	-	0.2	-	0.0
IAP	-1	100.0	100.0	100.0	100.0	100.0	100.0	100.0	100.0	100.0	100.0	0.0	100.0	94.5
N		7276	1508	1599	1576	1535	1396	1294	1370	1051	1031	1205	1230	22071

\*\*\* Keyword: Member of the National Assembly

**Table 863 Representation by a citizen than a professional politician**

[Questionnaire] To what extent do you agree or disagree with the following?... I think it's better to be represented by a citizen than a professional politician

[VAR] CITIZREP

RESPONSE	PUNCH	03-07	2008	2009	2010	2011	2012	2013	2014	2016	2018	2021	2023	TOTAL
Strongly agree	1	-	-	-	-	-	-	-	-	-	-	7.4	-	0.4
Somewhat agree	2	-	-	-	-	-	-	-	-	-	-	42.4	-	2.3
Neither agree nor disagree	3	-	-	-	-	-	-	-	-	-	-	37.4	-	2.0
Somewhat disagree	4	-	-	-	-	-	-	-	-	-	-	10.4	-	0.6
Strongly disagree	5	-	-	-	-	-	-	-	-	-	-	0.4	-	0.0
DK/NA	-8	-	-	-	-	-	-	-	-	-	-	2.0	-	0.1
IAP	-1	100.0	100.0	100.0	100.0	100.0	100.0	100.0	100.0	100.0	100.0	0.0	100.0	94.5
N		7276	1508	1599	1576	1535	1396	1294	1370	1051	1031	1205	1230	22071

\*\*\* Keyword: Citizens, Politician



**Table 864 Elected: all talk and no action**

[Questionnaire] To what extent do you agree or disagree with the following?... Those who get elected in the election are all talk and no action

[VAR] ELECNOAT

RESPONSE	PUNCH	03-07	2008	2009	2010	2011	2012	2013	2014	2016	2018	2021	2023	TOTAL
Strongly agree	1	-	-	-	-	-	-	-	-	-	-	17.3	33.4	2.8
Somewhat agree	2	-	-	-	-	-	-	-	-	-	-	42.3	41.1	4.6
Neither agree nor disagree	3	-	-	-	-	-	-	-	-	-	-	31.5	17.1	2.7
Somewhat disagree	4	-	-	-	-	-	-	-	-	-	-	8.3	7.1	0.8
Strongly disagree	5	-	-	-	-	-	-	-	-	-	-	0.1	1.1	0.1
DK/NA	-8	-	-	-	-	-	-	-	-	-	-	0.6	0.2	0.0
IAP	-1	100.0	100.0	100.0	100.0	100.0	100.0	100.0	100.0	100.0	100.0	0.0	0.0	89.0
N		7276	1508	1599	1576	1535	1396	1294	1370	1051	1031	1205	1230	22071

\*\*\* Keyword: Election

**Table 865 Politics: a battle between good and evil**

[Questionnaire] To what extent do you agree or disagree with the following?... Politics is ultimately a battle between good and evil

[VAR] POLGDAD

RESPONSE	PUNCH	03-07	2008	2009	2010	2011	2012	2013	2014	2016	2018	2021	2023	TOTAL
Strongly agree	1	-	-	-	-	-	-	-	-	-	-	5.4	-	0.3
Somewhat agree	2	-	-	-	-	-	-	-	-	-	-	27.0	-	1.5
Neither agree nor disagree	3	-	-	-	-	-	-	-	-	-	-	40.1	-	2.2
Somewhat disagree	4	-	-	-	-	-	-	-	-	-	-	21.7	-	1.2
Strongly disagree	5	-	-	-	-	-	-	-	-	-	-	4.5	-	0.2
DK/NA	-8	-	-	-	-	-	-	-	-	-	-	1.3	-	0.1
IAP	-1	100.0	100.0	100.0	100.0	100.0	100.0	100.0	100.0	100.0	100.0	0.0	100.0	94.5
N		7276	1508	1599	1576	1535	1396	1294	1370	1051	1031	1205	1230	22071

**Table 866 Compromise in politics is abandoning beliefs**

[Questionnaire] To what extent do you agree or disagree with the following?... What people call 'compromise' in politics is actually nothing more than abandoning beliefs

[VAR] COMPRFAI

RESPONSE	PUNCH	03-07	2008	2009	2010	2011	2012	2013	2014	2016	2018	2021	2023	TOTAL
Strongly agree	1	-	-	-	-	-	-	-	-	-	-	4.0	-	0.2
Somewhat agree	2	-	-	-	-	-	-	-	-	-	-	36.2	-	2.0
Neither agree nor disagree	3	-	-	-	-	-	-	-	-	-	-	43.7	-	2.4
Somewhat disagree	4	-	-	-	-	-	-	-	-	-	-	12.9	-	0.7
Strongly disagree	5	-	-	-	-	-	-	-	-	-	-	1.7	-	0.1
DK/NA	-8	-	-	-	-	-	-	-	-	-	-	1.6	-	0.1
IAP	-1	100.0	100.0	100.0	100.0	100.0	100.0	100.0	100.0	100.0	100.0	0.0	100.0	94.5
N		7276	1508	1599	1576	1535	1396	1294	1370	1051	1031	1205	1230	22071

**Table 867 Interest groups exert too much influence on political decisions**

[Questionnaire] To what extent do you agree or disagree with the following?... Interest groups exert too much influence on political decisions

[VAR] INTGRPPR

RESPONSE	PUNCH	03-07	2008	2009	2010	2011	2012	2013	2014	2016	2018	2021	2023	TOTAL
Strongly agree	1	-	-	-	-	-	-	-	-	-	-	13.9	-	0.8
Somewhat agree	2	-	-	-	-	-	-	-	-	-	-	40.7	-	2.2
Neither agree nor disagree	3	-	-	-	-	-	-	-	-	-	-	39.8	-	2.2
Somewhat disagree	4	-	-	-	-	-	-	-	-	-	-	3.5	-	0.2
Strongly disagree	5	-	-	-	-	-	-	-	-	-	-	0.3	-	0.0
DK/NA	-8	-	-	-	-	-	-	-	-	-	-	1.8	-	0.1
IAP	-1	100.0	100.0	100.0	100.0	100.0	100.0	100.0	100.0	100.0	100.0	0.0	100.0	94.5
N		7276	1508	1599	1576	1535	1396	1294	1370	1051	1031	1205	1230	22071

**Table 868 Attending a candlelight vigil**

[Questionnaire] Have you ever attended a candlelight vigil between 2016 and 2017? How many times did you attend?

[VAR] CANVIGIL

RESPONSE	PUNCH	03-07	2008	2009	2010	2011	2012	2013	2014	2016	2018	2021	2023	TOTAL
I've never attended one	1	-	-	-	-	-	-	-	-	-	-	88.9	-	4.9
I wanted to attend but couldn't	2	-	-	-	-	-	-	-	-	-	-	7.5	-	0.4
Once	3	-	-	-	-	-	-	-	-	-	-	1.9	-	0.1
Twice	4	-	-	-	-	-	-	-	-	-	-	0.7	-	0.0
Over three times	5	-	-	-	-	-	-	-	-	-	-	0.7	-	0.0
DK/NA	-8	-	-	-	-	-	-	-	-	-	-	0.4	-	0.0
IAP	-1	100.0	100.0	100.0	100.0	100.0	100.0	100.0	100.0	100.0	100.0	0.0	100.0	94.5
N		7276	1508	1599	1576	1535	1396	1294	1370	1051	1031	1205	1230	22071

\*\*\* Keyword: Attending Vigil



**Table 869 Attending the Taegeuki rally**

[Questionnaire] Have you ever attended the Taegeukgi rally or Gwanghwamun rally between the end of 2016 and August 2020? How many times did you attend?

[VAR] KFLAGDEM

RESPONSE	PUNCH	03-07	2008	2009	2010	2011	2012	2013	2014	2016	2018	2021	2023	TOTAL
I've never attended one	1	-	-	-	-	-	-	-	-	-	-	94.9	-	5.2
I wanted to attend but couldn't	2	-	-	-	-	-	-	-	-	-	-	3.3	-	0.2
Once	3	-	-	-	-	-	-	-	-	-	-	0.9	-	0.0
Twice	4	-	-	-	-	-	-	-	-	-	-	0.1	-	0.0
Over three times	5	-	-	-	-	-	-	-	-	-	-	0.2	-	0.0
DK/NA	-8	-	-	-	-	-	-	-	-	-	-	0.6	-	0.0
IAP	-1	100.0	100.0	100.0	100.0	100.0	100.0	100.0	100.0	100.0	100.0	0.0	100.0	94.5
N		7276	1508	1599	1576	1535	1396	1294	1370	1051	1031	1205	1230	22071

\*\*\* Keyword: Attending Rally

**Table 870 Democracy versus dictatorship**

[Questionnaire] Please tell us which of the following opinions is closest to your thoughts

[VAR] DEMODICT

RESPONSE	PUNCH	03-07	2008	2009	2010	2011	2012	2013	2014	2016	2018	2021	2023	TOTAL
Democracy is always better than any other system	1	-	-	-	-	-	-	-	-	-	-	73.9	-	4.0
Depending on the situation, dictatorship is better than democracy	2	-	-	-	-	-	-	-	-	-	-	14.0	-	0.8
For people like me, it doesn't matter whether it's democracy or dictatorship	3	-	-	-	-	-	-	-	-	-	-	9.5	-	0.5
DK/NA	-8	-	-	-	-	-	-	-	-	-	-	2.6	-	0.1
IAP	-1	100.0	100.0	100.0	100.0	100.0	100.0	100.0	100.0	100.0	100.0	0.0	100.0	94.5
N		7276	1508	1599	1576	1535	1396	1294	1370	1051	1031	1205	1230	22071

\*\*\* Keyword: Democracy

**Table 871 The most essential element of democracy 1**

[Questionnaire] Now you will be asked about democracy. If you could choose only one of the following statements, which do you think is the most essential element of democracy?

[VAR] DEMOATT1

RESPONSE	PUNCH	03-07	2008	2009	2010	2011	2012	2013	2014	2016	2018	2021	2023	TOTAL
The government narrows the gap between rich and poor	1	-	-	-	-	-	-	-	-	-	-	18.9	-	1.0
It is the people who elect heads of government through free and fair elections	2	-	-	-	-	-	-	-	-	-	-	46.8	-	2.6
The government doesn't waste its budget	3	-	-	-	-	-	-	-	-	-	-	12.7	-	0.7
People can freely express their political views	4	-	-	-	-	-	-	-	-	-	-	19.6	-	1.1
DK/NA	-8	-	-	-	-	-	-	-	-	-	-	2.0	-	0.1
IAP	-1	100.0	100.0	100.0	100.0	100.0	100.0	100.0	100.0	100.0	100.0	0.0	100.0	94.5
N		7276	1508	1599	1576	1535	1396	1294	1370	1051	1031	1205	1230	22071

\*\*\* Keyword: Democracy

**Table 872 The most essential element of democracy 2**

[Questionnaire] If you could choose only one of the following statements, which do you think is the most essential element of democracy?

[VAR] DEMOATT2

RESPONSE	PUNCH	03-07	2008	2009	2010	2011	2012	2013	2014	2016	2018	2021	2023	TOTAL
Congress monitors the administration	1	-	-	-	-	-	-	-	-	-	-	12.9	-	0.7
Basic living needs such as food, clothing, and shelter are provided to everyone	2	-	-	-	-	-	-	-	-	-	-	25.6	-	1.4
People can freely organize political organizations	3	-	-	-	-	-	-	-	-	-	-	17.9	-	1.0
The government provides quality public services to the people	4	-	-	-	-	-	-	-	-	-	-	40.3	-	2.2
DK/NA	-8	-	-	-	-	-	-	-	-	-	-	3.2	-	0.2
IAP	-1	100.0	100.0	100.0	100.0	100.0	100.0	100.0	100.0	100.0	100.0	0.0	100.0	94.5
N		7276	1508	1599	1576	1535	1396	1294	1370	1051	1031	1205	1230	22071

\*\*\* Keyword: Democracy

**Table 873 The most essential element of democracy 3**

[Questionnaire] If you could choose only one of the following statements, which do you think is the most essential element of democracy?

[VAR] DEMOATT3

RESPONSE	PUNCH	03-07	2008	2009	2010	2011	2012	2013	2014	2016	2018	2021	2023	TOTAL
The government guarantees law and order	1	-	-	-	-	-	-	-	-	-	-	41.2	-	2.2
The media can freely criticize the government	2	-	-	-	-	-	-	-	-	-	-	30.6	-	1.7
The government guarantees employment opportunities for everyone	3	-	-	-	-	-	-	-	-	-	-	15.6	-	0.9
Multiple parties compete fairly in elections	4	-	-	-	-	-	-	-	-	-	-	9.9	-	0.5
DK/NA	-8	-	-	-	-	-	-	-	-	-	-	2.7	-	0.1
IAP	-1	100.0	100.0	100.0	100.0	100.0	100.0	100.0	100.0	100.0	100.0	0.0	100.0	94.5
N		7276	1508	1599	1576	1535	1396	1294	1370	1051	1031	1205	1230	22071

\*\*\* Keyword: Democracy



**Table 874 The most essential element of democracy 4**

[Questionnaire] Which of these approaches do you think would be the best way of getting business and industry in Korea to protect the environment?

[VAR] DEMOATT4

RESPONSE	PUNCH	03-07	2008	2009	2010	2011	2012	2013	2014	2016	2018	2021	2023	TOTAL
People have the freedom to participate in protests and demonstrations	1	-	-	-	-	-	-	-	-	-	-	21.6	-	1.2
There is no political corruption	2	-	-	-	-	-	-	-	-	-	-	42.5	-	2.3
Courts protect the general public from abuse of power by the government	3	-	-	-	-	-	-	-	-	-	-	28.8	-	1.6
The unemployed are supported by the state	4	-	-	-	-	-	-	-	-	-	-	4.7	-	0.3
DK/NA	-8	-	-	-	-	-	-	-	-	-	-	2.4	-	0.1
IAP	-1	100.0	100.0	100.0	100.0	100.0	100.0	100.0	100.0	100.0	100.0	0.0	100.0	94.5
N		7276	1508	1599	1576	1535	1396	1294	1370	1051	1031	1205	1230	22071

\*\*\* Keyword: Democracy

**Table 875 Whether R would mind about sharing the candidate that R had voted for**

[Questionnaire] If you are put in a situation to share which candidate you have voted for, would you mind sharing whom you have supported? Or would you not?

[VAR] CNSCSOTH

RESPONSE	PUNCH	03-07	2008	2009	2010	2011	2012	2013	2014	2016	2018	2021	2023	TOTAL
I would mind sharing very much.	1	-	-	-	-	-	-	-	-	7.6	-	-	-	0.4
I would mind sharing somewhat.	2	-	-	-	-	-	-	-	-	22.4	-	-	-	1.1
I would not mind sharing much	3	-	-	-	-	-	-	-	-	48.0	-	-	-	2.3
I would not mind sharing at all	4	-	-	-	-	-	-	-	-	20.6	-	-	-	1.0
DK/NA	-8	-	-	-	-	-	-	-	-	1.4	-	-	-	0.1
IAP	-1	100.0	100.0	100.0	100.0	100.0	100.0	100.0	100.0	0.0	100.0	100.0	100.0	95.2
N		7276	1508	1599	1576	1535	1396	1294	1370	1051	1031	1205	1230	22071

\* SHOW CARD

\*\*\* Keyword: Candidate Support

**Table 876 What R would do when R is put in a situation to share the candidate**

[Questionnaire] (For those who answered ① or ②) If you are put in a situation to share which candidate you supported, what do you usually do?

[VAR] SAYPOLPR

RESPONSE	PUNCH	03-07	2008	2009	2010	2011	2012	2013	2014	2016	2018	2021	2023	TOTAL
I wouldn't be honest because I would mind it	1	-	-	-	-	-	-	-	-	11.0	-	-	-	0.5
I would be honest even though I would mind it.	2	-	-	-	-	-	-	-	-	17.2	-	-	-	0.8
DK/NA	-8	-	-	-	-	-	-	-	-	1.6	-	-	-	0.1
IAP	-1	100.0	100.0	100.0	100.0	100.0	100.0	100.0	100.0	70.1	100.0	100.0	100.0	98.6
N		7276	1508	1599	1576	1535	1396	1294	1370	1051	1031	1205	1230	22071

\* SHOW CARD

\*\*\* Keyword: Candidate Support

**Table 877 Frequency of talking with the family members about the 20th National Assembly general election during the past year**

[Questionnaire] In the past year, how often did you talk to your family members (parents, children, siblings, grandparents, grandchildren) about the 20th Legislative Election on April 13?

[VAR] POLTALK

RESPONSE	PUNCH	03-07	2008	2009	2010	2011	2012	2013	2014	2016	2018	2021	2023	TOTAL
Very often	1	-	-	-	-	-	-	-	-	6.8	-	-	-	0.3
Sometimes	2	-	-	-	-	-	-	-	-	30.4	-	-	-	1.4
Rarely	3	-	-	-	-	-	-	-	-	37.5	-	-	-	1.8
Never	4	-	-	-	-	-	-	-	-	25.2	-	-	-	1.2
DK/NA	-8	-	-	-	-	-	-	-	-	0.1	-	-	-	0.0
IAP	-1	100.0	100.0	100.0	100.0	100.0	100.0	100.0	100.0	0.0	100.0	100.0	100.0	95.2
N		7276	1508	1599	1576	1535	1396	1294	1370	1051	1031	1205	1230	22071

\* SHOW CARD

\*\*\* Keyword: The General Election, Family Members

**Table 878 Frequency of hearing political news**

[Questionnaire] How often do you read, listen, or watch political news of a newspaper, radio, television, or internet?

[VAR] POLNEWS

RESPONSE	PUNCH	03-07	2008	2009	2010	2011	2012	2013	2014	2016	2018	2021	2023	TOTAL
Everyday	1	12.0	-	-	-	-	-	-	-	-	-	-	-	3.9
3-4 times a week	2	3.1	-	-	-	-	-	-	-	-	-	-	-	1.0
1-2 times a week	3	1.5	-	-	-	-	-	-	-	-	-	-	-	0.5
Fewer than once a week	4	0.8	-	-	-	-	-	-	-	-	-	-	-	0.3
Never	5	0.5	-	-	-	-	-	-	-	-	-	-	-	0.2
DK/NA	-8	0.1	-	-	-	-	-	-	-	-	-	-	-	0.0
IAP	-1	82.0	100.0	100.0	100.0	100.0	100.0	100.0	100.0	100.0	100.0	100.0	100.0	94.1
N		7276	1508	1599	1576	1535	1396	1294	1370	1051	1031	1205	1230	22071

\*\*\* Keyword: News, Internet, Political News



**Table 879 Frequency of reading political news**

[Questionnaire] On average, how often do you: Read the political content of a newspaper

[VAR] POLNEW14

RESPONSE	PUNCH	03-07	2008	2009	2010	2011	2012	2013	2014	2016	2018	2021	2023	TOTAL
Several times a day	1	-	-	-	-	-	-	-	13.6	-	-	-	-	0.8
Once a day	2	-	-	-	-	-	-	-	24.1	-	-	-	-	1.5
5-6 days a week	3	-	-	-	-	-	-	-	4.1	-	-	-	-	0.3
3-4 days a week	4	-	-	-	-	-	-	-	7.8	-	-	-	-	0.5
1-2 days a week	5	-	-	-	-	-	-	-	12.1	-	-	-	-	0.7
Less than 1 day a week	6	-	-	-	-	-	-	-	9.6	-	-	-	-	0.6
Never	7	-	-	-	-	-	-	-	28.6	-	-	-	-	1.8
DK/NA	-8	-	-	-	-	-	-	-	0.1	-	-	-	-	0.0
IAP	-1	100.0	100.0	100.0	100.0	100.0	100.0	100.0	0.0	100.0	100.0	100.0	100.0	93.8
N		7276	1508	1599	1576	1535	1396	1294	1370	1051	1031	1205	1230	22071

\* SHOW CARD

\*\*\* Keyword: Politics News, News

**Table 880 Frequency of watching political news on TV**

[Questionnaire] On average, how often do you: Watch political news on television

[VAR] POLTV

RESPONSE	PUNCH	03-07	2008	2009	2010	2011	2012	2013	2014	2016	2018	2021	2023	TOTAL
Several times a day	1	-	-	-	-	-	-	-	30.0	-	-	-	-	1.9
Once a day	2	-	-	-	-	-	-	-	30.2	-	-	-	-	1.9
5-6 days a week	3	-	-	-	-	-	-	-	5.8	-	-	-	-	0.4
3-4 days a week	4	-	-	-	-	-	-	-	10.4	-	-	-	-	0.6
1-2 days a week	5	-	-	-	-	-	-	-	12.1	-	-	-	-	0.8
Less than 1 day a week	6	-	-	-	-	-	-	-	5.0	-	-	-	-	0.3
Never	7	-	-	-	-	-	-	-	6.5	-	-	-	-	0.4
DK/NA	-8	-	-	-	-	-	-	-	0.0	-	-	-	-	0.0
IAP	-1	100.0	100.0	100.0	100.0	100.0	100.0	100.0	0.0	100.0	100.0	100.0	100.0	93.8
N		7276	1508	1599	1576	1535	1396	1294	1370	1051	1031	1205	1230	22071

\* SHOW CARD

\*\*\* Keyword: TV, Political News

**Table 881 Frequency of listening to political news on the radio**

[Questionnaire] On average, how often do you: Listen to political news on the radio

[VAR] POLRADIO

RESPONSE	PUNCH	03-07	2008	2009	2010	2011	2012	2013	2014	2016	2018	2021	2023	TOTAL
Several times a day	1	-	-	-	-	-	-	-	5.6	-	-	-	-	0.3
Once a day	2	-	-	-	-	-	-	-	7.1	-	-	-	-	0.4
5-6 days a week	3	-	-	-	-	-	-	-	2.6	-	-	-	-	0.2
3-4 days a week	4	-	-	-	-	-	-	-	3.8	-	-	-	-	0.2
1-2 days a week	5	-	-	-	-	-	-	-	6.0	-	-	-	-	0.4
Less than 1 day a week	6	-	-	-	-	-	-	-	11.5	-	-	-	-	0.7
Never	7	-	-	-	-	-	-	-	63.3	-	-	-	-	3.9
DK/NA	-8	-	-	-	-	-	-	-	0.1	-	-	-	-	0.0
IAP	-1	100.0	100.0	100.0	100.0	100.0	100.0	100.0	0.0	100.0	100.0	100.0	100.0	93.8
N		7276	1508	1599	1576	1535	1396	1294	1370	1051	1031	1205	1230	22071

\* SHOW CARD

\*\*\* Keyword: Radio, Political News

**Table 882 Frequency of encountering political news on internet**

[Questionnaire] On average, how often do you: Use the Internet to get political news or information

[VAR] POLINTER

RESPONSE	PUNCH	03-07	2008	2009	2010	2011	2012	2013	2014	2016	2018	2021	2023	TOTAL
Several times a day	1	-	-	-	-	-	-	-	24.9	-	-	-	-	1.5
Once a day	2	-	-	-	-	-	-	-	18.6	-	-	-	-	1.2
5-6 days a week	3	-	-	-	-	-	-	-	4.4	-	-	-	-	0.3
3-4 days a week	4	-	-	-	-	-	-	-	8.3	-	-	-	-	0.5
1-2 days a week	5	-	-	-	-	-	-	-	9.7	-	-	-	-	0.6
Less than 1 day a week	6	-	-	-	-	-	-	-	5.6	-	-	-	-	0.3
Never	7	-	-	-	-	-	-	-	28.5	-	-	-	-	1.8
DK/NA	-8	-	-	-	-	-	-	-	0.0	-	-	-	-	0.0
IAP	-1	100.0	100.0	100.0	100.0	100.0	100.0	100.0	0.0	100.0	100.0	100.0	100.0	93.8
N		7276	1508	1599	1576	1535	1396	1294	1370	1051	1031	1205	1230	22071

\* SHOW CARD

\*\*\* Keyword: Internet, Political News

**Table 883 Satisfaction on the current Korean politics**

[Questionnaire] How satisfied are you with the current state of economy in South Korea?

[VAR] SATPOL

RESPONSE	PUNCH	03-07	2008	2009	2010	2011	2012	2013	2014	2016	2018	2021	2023	TOTAL
Very satisfied	1	0.6	1.1	1.2	1.5	1.2	1.2	2.7	1.6	-	2.3	0.4	0.7	1.1
Somewhat satisfied	2	6.8	10.2	7.4	12.1	12.6	11.5	19.9	13.6	-	23.5	12.4	16.3	10.6
Neither satisfied nor dissatisfied	3	16.2	15.6	22.3	24.2	23.2	21.3	23.7	21.1	-	19.3	27.5	29.7	19.5
Somewhat dissatisfied	4	37.3	37.7	39.1	38.1	38.3	39.9	35.3	41.9	-	39.2	37.0	36.7	36.2
Very dissatisfied	5	37.2	34.8	29.0	22.1	22.7	25.0	16.5	21.7	-	14.7	21.8	15.6	26.5
DK/NA	-8	1.8	0.7	1.0	2.0	1.9	1.1	1.9	0.1	-	1.0	0.8	1.0	1.3
IAP	-1	0.0	0.0	0.0	0.0	0.0	0.0	0.0	0.0	100.0	0.0	0.0	0.0	4.8
N		7276	1508	1599	1576	1535	1396	1294	1370	1051	1031	1205	1230	22071

\* SHOW CARD(18)

\*\*2003 Questionnaire: How satisfied are you with the present state of politics in South Korea?

\*\*\* Keyword: South Korean Politics, Satisfaction



**Table 884 View on North Korea**

[Questionnaire] What do you think North Korea is to us? Please choose only one.

[VAR] NORTHWHO

RESPONSE	PUNCH	03-07	2008	2009	2010	2011	2012	2013	2014	2016	2018	2021	2023	TOTAL
A country to support	1	18.6	19.6	14.6	12.4	13.7	13.2	11.8	16.1	8.8	16.7	14.1	7.2	15.3
A country to cooperate with	2	39.4	34.5	31.0	24.4	20.9	23.6	21.9	20.2	20.7	44.3	28.3	20.7	30.6
A country to guard against	3	29.5	34.0	35.4	39.1	45.8	42.6	45.9	42.9	49.5	28.6	42.0	44.1	37.1
A country to fight against	4	9.5	10.3	16.4	22.4	17.6	18.8	18.8	20.7	19.9	8.6	14.4	26.2	15.0
DK/NA	-8	3.0	1.5	2.6	1.7	2.1	1.9	1.6	0.1	1.1	1.7	1.2	1.8	2.1
IAP	-1	0.0	0.0	0.0	0.0	0.0	0.0	0.0	0.0	0.0	0.0	0.0	0.0	0.0
N		7276	1508	1599	1576	1535	1396	1294	1370	1051	1031	1205	1230	22071

\* SHOW CARD(16, 18)

\*\*\* Keyword: North Korea

**Table 885 North Korea: diplomacy or sanctions**

[Questionnaire] Please tell us which of the following opinions is closest to your thoughts.

[VAR] NKORDIPL

RESPONSE	PUNCH	03-07	2008	2009	2010	2011	2012	2013	2014	2016	2018	2021	2023	TOTAL
North Korea is subject to cooperation, so it is better to find a diplomatic solution through dialogue	1	-	-	-	-	-	-	-	-	-	-	51.3	-	2.8
North Korea is a threat, so it is better to strengthen pressure and sanctions to promote change	2	-	-	-	-	-	-	-	-	-	-	44.1	-	2.4
DK/NA	-8	-	-	-	-	-	-	-	-	-	-	4.6	-	0.2
IAP	-1	100.0	100.0	100.0	100.0	100.0	100.0	100.0	100.0	100.0	100.0	0.0	100.0	94.5
N		7276	1508	1599	1576	1535	1396	1294	1370	1051	1031	1205	1230	22071

**Table 886 At the inter-Korean summit, the North Korean human rights issues should have been discussed**

[Questionnaire] Some people say that at the inter-Korean summit held on April 27, 2018, the North Korean human rights issues should have been discussed along with the nuclear issue. To what extent do you agree or disagree with this view?

[VAR] SNHUMAN

RESPONSE	PUNCH	03-07	2008	2009	2010	2011	2012	2013	2014	2016	2018	2021	2023	TOTAL
Strongly agree	1	-	-	-	-	-	-	-	-	-	18.1	-	-	0.8
Somewhat agree	2	-	-	-	-	-	-	-	-	-	36.3	-	-	1.7
Neither agree nor disagree	3	-	-	-	-	-	-	-	-	-	27.7	-	-	1.3
Somewhat disagree	4	-	-	-	-	-	-	-	-	-	12.2	-	-	0.6
Strongly disagree	5	-	-	-	-	-	-	-	-	-	2.8	-	-	0.1
DK/NA	-8	-	-	-	-	-	-	-	-	-	2.9	-	-	0.1
IAP	-1	100.0	100.0	100.0	100.0	100.0	100.0	100.0	100.0	100.0	0.0	100.0	100.0	95.3
N		7276	1508	1599	1576	1535	1396	1294	1370	1051	1031	1205	1230	22071

\* SHOW CARD

\*\*\* Keyword: Inter-Korean summit, North Korea, Human Rights, Nuclear

**Table 887 Country that R feels the closest**

[Questionnaire] Which countries do you feel closest to among the following countries?

[VAR] SEDISTAN

RESPONSE	PUNCH	03-07	2008	2009	2010	2011	2012	2013	2014	2016	2018	2021	2023	TOTAL
U.S.A.	1	47.1	52.0	62.9	71.6	68.9	68.3	73.3	74.1	70.2	52.1	79.8	78.7	61.3
Japan	2	8.0	10.2	10.1	7.2	8.5	7.1	5.6	5.0	7.3	11.9	5.6	7.7	7.9
North Korea	3	27.2	21.7	15.3	12.2	11.2	14.4	9.9	9.1	8.6	23.4	5.1	6.1	17.4
China	4	10.5	8.7	6.4	4.3	4.7	5.2	8.0	10.7	10.5	5.2	3.2	2.8	7.7
Russia	5	1.3	2.5	1.1	0.7	0.9	0.5	0.9	0.8	0.7	0.8	1.0	0.1	1.1
DK/NA	-8	5.9	4.9	4.3	3.9	5.9	4.4	2.3	0.3	2.8	6.6	5.4	4.6	4.7
IAP	-1	0.0	0.0	0.0	0.0	0.0	0.0	0.0	0.0	0.0	0.0	0.0	0.0	0.0
N		7276	1508	1599	1576	1535	1396	1294	1370	1051	1031	1205	1230	22071

\* SHOW CARD(16, 18)

\*\*2003-2005 Questionnaire: Which countries do you feel closest to among the following countries: U.S.A., Japan, North Korea, China, or Russia?

\*\*\* Keyword: North Korea

**Table 888 Possibility of war on the Korean peninsula**

[Questionnaire] How likely is it that another war will break out on the Korean Peninsula?

[VAR] WARPOS

RESPONSE	PUNCH	03-07	2008	2009	2010	2011	2012	2013	2014	2016	2018	2021	2023	TOTAL
Very likely	1	0.7	-	-	-	-	-	-	-	-	2.2	1.6	2.7	0.6
Fairly likely	2	4.6	-	-	-	-	-	-	-	-	14.8	19.7	26.2	4.7
Not too likely	3	9.2	-	-	-	-	-	-	-	-	62.5	63.3	59.6	12.7
Not likely at all	4	2.8	-	-	-	-	-	-	-	-	18.2	13.6	8.8	3.0
DK/NA	-8	0.7	-	-	-	-	-	-	-	-	2.3	1.9	2.7	0.6
IAP	-1	81.9	100.0	100.0	100.0	100.0	100.0	100.0	100.0	100.0	0.0	0.0	0.0	78.3
N		7276	1508	1599	1576	1535	1396	1294	1370	1051	1031	1205	1230	22071

\* SHOW CARD(18)

\*\*\* Keyword: War



**Table 889 Need for unification between South and North Korea**

[Questionnaire] To what extent is the unification between South and North Korea necessary?

[VAR] UNIFI

RESPONSE	PUNCH	03-07	2008	2009	2010	2011	2012	2013	2014	2016	2018	2021	2023	TOTAL
Very necessary	1	21.7	33.0	33.5	34.6	32.0	32.7	30.2	31.2	34.8	32.3	10.3	9.8	26.6
Fairly necessary	2	23.4	39.1	37.3	35.9	35.4	37.4	38.4	40.2	34.5	41.3	44.1	41.0	33.5
Not too necessary	3	11.8	22.4	22.0	22.1	24.3	22.9	24.4	21.5	24.2	20.9	36.6	37.1	20.7
Not necessary at all	4	2.4	4.8	5.8	6.5	6.9	5.6	5.6	7.1	5.3	4.3	8.0	11.5	5.1
DK/NA	-8	0.5	0.7	1.5	0.9	1.4	1.4	1.3	0.1	1.1	1.3	0.9	0.7	0.8
IAP	-1	40.2	0.0	0.0	0.0	0.0	0.0	0.0	0.0	0.0	0.0	0.0	0.0	13.3
N		7276	1508	1599	1576	1535	1396	1294	1370	1051	1031	1205	1230	22071

\* SHOW CARD(16, 18)

\*\*\* Keyword: Unification

**Table 890 Appropriateness of expenses on environment protection**

[Questionnaire] We are faced with many problems in this country, none of which can be solved easily or inexpensively.

I'm going to name some of these problems, and for each one I'd like you to tell me whether you think we're spending too much money on it, too little money, or about the right amount. First, (READ ITEM 1)··· are we spending too much, too little, or about the right amount on (ITEM)?... Improving and protecting the environment

[VAR] NATENVIR

RESPONSE	PUNCH	03-07	2008	2009	2010	2011	2012	2013	2014	2016	2018	2021	2023	TOTAL
Too much	1	1.0	-	-	-	-	-	-	-	-	-	-	-	0.3
About right	2	4.7	-	-	-	-	-	-	-	-	-	-	-	1.6
Too little	3	11.7	-	-	-	-	-	-	-	-	-	-	-	3.8
DK/NA	-8	0.6	-	-	-	-	-	-	-	-	-	-	-	0.2
IAP	-1	81.9	100.0	100.0	100.0	100.0	100.0	100.0	100.0	100.0	100.0	100.0	100.0	94.0
N		7276	1508	1599	1576	1535	1396	1294	1370	1051	1031	1205	1230	22071

\*\*\* Keyword: Cost, Environment

**Table 891 Appropriateness of expenses on national healthcare**

[Questionnaire] We are faced with many problems in this country, none of which can be solved easily or inexpensively.

I'm going to name some of these problems, and for each one I'd like you to tell me whether you think we're spending too much money on it, too little money, or about the right amount. First, (READ ITEM 1)··· are we spending too much, too little, or about the right amount on (ITEM)?... Improving and protecting the nation's health

[VAR] NATHEAL

RESPONSE	PUNCH	03-07	2008	2009	2010	2011	2012	2013	2014	2016	2018	2021	2023	TOTAL
Too much	1	1.1	-	-	-	-	-	-	-	-	-	-	-	0.3
About right	2	5.2	-	-	-	-	-	-	-	-	-	-	-	1.7
Too little	3	11.4	-	-	-	-	-	-	-	-	-	-	-	3.8
DK/NA	-8	0.4	-	-	-	-	-	-	-	-	-	-	-	0.1
IAP	-1	81.9	100.0	100.0	100.0	100.0	100.0	100.0	100.0	100.0	100.0	100.0	100.0	94.0
N		7276	1508	1599	1576	1535	1396	1294	1370	1051	1031	1205	1230	22071

\*\*\* Keyword: Cost, Health

**Table 892 Appropriateness of expenses on big city problems**

[Questionnaire] We are faced with many problems in this country, none of which can be solved easily or inexpensively.

I'm going to name some of these problems, and for each one I'd like you to tell me whether you think we're spending too much money on it, too little money, or about the right amount. First, (READ ITEM 1)··· are we spending too much, too little, or about the right amount on (ITEM)?... Solving the problems of the big cities

[VAR] NATCITY

RESPONSE	PUNCH	03-07	2008	2009	2010	2011	2012	2013	2014	2016	2018	2021	2023	TOTAL
Too much	1	2.6	-	-	-	-	-	-	-	-	-	-	-	0.9
About right	2	6.7	-	-	-	-	-	-	-	-	-	-	-	2.2
Too little	3	7.3	-	-	-	-	-	-	-	-	-	-	-	2.4
DK/NA	-8	1.4	-	-	-	-	-	-	-	-	-	-	-	0.4
IAP	-1	81.9	100.0	100.0	100.0	100.0	100.0	100.0	100.0	100.0	100.0	100.0	100.0	94.0
N		7276	1508	1599	1576	1535	1396	1294	1370	1051	1031	1205	1230	22071

\*\*\* Keyword: Cost

**Table 893 Appropriateness of expenses on crime control**

[Questionnaire] We are faced with many problems in this country, none of which can be solved easily or inexpensively.

I'm going to name some of these problems, and for each one I'd like you to tell me whether you think we're spending too much money on it, too little money, or about the right amount. First, (READ ITEM 1)··· are we spending too much, too little, or about the right amount on (ITEM)?... Halting the rising crime rate

[VAR] NATCRIME

RESPONSE	PUNCH	03-07	2008	2009	2010	2011	2012	2013	2014	2016	2018	2021	2023	TOTAL
Too much	1	0.5	-	-	-	-	-	-	-	-	-	-	-	0.2
About right	2	6.1	-	-	-	-	-	-	-	-	-	-	-	2.0
Too little	3	10.1	-	-	-	-	-	-	-	-	-	-	-	3.3
DK/NA	-8	1.4	-	-	-	-	-	-	-	-	-	-	-	0.5
IAP	-1	81.9	100.0	100.0	100.0	100.0	100.0	100.0	100.0	100.0	100.0	100.0	100.0	94.0
N		7276	1508	1599	1576	1535	1396	1294	1370	1051	1031	1205	1230	22071

\*\*\* Keyword: Cost, Crime



**Table 894 Appropriateness of expenses on educational system improvement**

[Questionnaire] We are faced with many problems in this country, none of which can be solved easily or inexpensively.

I'm going to name some of these problems, and for each one I'd like you to tell me whether you think we're spending too much money on it, too little money, or about the right amount. First, (READ ITEM 1) ... are we spending too much, too little, or about the right amount on (ITEM)? ... Improving the nation's education system

[VAR] NATEDUC

RESPONSE	PUNCH	03-07	2008	2009	2010	2011	2012	2013	2014	2016	2018	2021	2023	TOTAL
Too much	1	1.3	-	-	-	-	-	-	-	-	-	-	-	0.4
About right	2	5.4	-	-	-	-	-	-	-	-	-	-	-	1.8
Too little	3	10.3	-	-	-	-	-	-	-	-	-	-	-	3.4
DK/NA	-8	1.1	-	-	-	-	-	-	-	-	-	-	-	0.4
IAP	-1	81.9	100.0	100.0	100.0	100.0	100.0	100.0	100.0	100.0	100.0	100.0	100.0	94.0
N		7276	1508	1599	1576	1535	1396	1294	1370	1051	1031	1205	1230	22071

\*\*\* Keyword: Cost, Educational System

**Table 895 Appropriateness of national defense expenses**

[Questionnaire] We are faced with many problems in this country, none of which can be solved easily or inexpensively.

I'm going to name some of these problems, and for each one I'd like you to tell me whether you think we're spending too much money on it, too little money, or about the right amount. First, (READ ITEM 1) ... are we spending too much, too little, or about the right amount on (ITEM)? ... The military, armaments and defense

[VAR] NATARMS

RESPONSE	PUNCH	03-07	2008	2009	2010	2011	2012	2013	2014	2016	2018	2021	2023	TOTAL
Too much	1	5.7	-	-	-	-	-	-	-	-	-	-	-	1.9
About right	2	8.5	-	-	-	-	-	-	-	-	-	-	-	2.8
Too little	3	2.6	-	-	-	-	-	-	-	-	-	-	-	0.9
DK/NA	-8	1.2	-	-	-	-	-	-	-	-	-	-	-	0.4
IAP	-1	81.9	100.0	100.0	100.0	100.0	100.0	100.0	100.0	100.0	100.0	100.0	100.0	94.0
N		7276	1508	1599	1576	1535	1396	1294	1370	1051	1031	1205	1230	22071

\*\*\* Keyword: Cost, The Military and Defence

**Table 896 Appropriateness of welfare expenses**

[Questionnaire] We are faced with many problems in this country, none of which can be solved easily or inexpensively.

I'm going to name some of these problems, and for each one I'd like you to tell me whether you think we're spending too much money on it, too little money, or about the right amount. First, (READ ITEM 1) ... are we spending too much, too little, or about the right amount on (ITEM)? ... Welfare

[VAR] NATFARE

RESPONSE	PUNCH	03-07	2008	2009	2010	2011	2012	2013	2014	2016	2018	2021	2023	TOTAL
Too much	1	0.4	-	-	-	-	-	-	-	-	-	-	-	0.1
About right	2	3.8	-	-	-	-	-	-	-	-	-	-	-	1.3
Too little	3	13.5	-	-	-	-	-	-	-	-	-	-	-	4.4
DK/NA	-8	0.4	-	-	-	-	-	-	-	-	-	-	-	0.1
IAP	-1	81.9	100.0	100.0	100.0	100.0	100.0	100.0	100.0	100.0	100.0	100.0	100.0	94.0
N		7276	1508	1599	1576	1535	1396	1294	1370	1051	1031	1205	1230	22071

\*\*\* Keyword: Cost, Welfare, Social Welfare

**Table 897 Appropriateness of expenses on public transportation problems**

[Questionnaire] We are faced with many problems in this country, none of which can be solved easily or inexpensively.

I'm going to name some of these problems, and for each one I'd like you to tell me whether you think we're spending too much money on it, too little money, or about the right amount. First, (READ ITEM 1) ... are we spending too much, too little, or about the right amount on (ITEM)? ... Mass transportation

[VAR] NATMASS

RESPONSE	PUNCH	03-07	2008	2009	2010	2011	2012	2013	2014	2016	2018	2021	2023	TOTAL
Too much	1	0.9	-	-	-	-	-	-	-	-	-	-	-	0.3
About right	2	8.3	-	-	-	-	-	-	-	-	-	-	-	2.7
Too little	3	8.3	-	-	-	-	-	-	-	-	-	-	-	2.7
DK/NA	-8	0.6	-	-	-	-	-	-	-	-	-	-	-	0.2
IAP	-1	81.9	100.0	100.0	100.0	100.0	100.0	100.0	100.0	100.0	100.0	100.0	100.0	94.0
N		7276	1508	1599	1576	1535	1396	1294	1370	1051	1031	1205	1230	22071

\*\*\* Keyword: Cost

**Table 898 Appropriateness of expenses on leisure facilities**

[Questionnaire] We are faced with many problems in this country, none of which can be solved easily or inexpensively.

I'm going to name some of these problems, and for each one I'd like you to tell me whether you think we're spending too much money on it, too little money, or about the right amount. First, (READ ITEM 1) ... are we spending too much, too little, or about the right amount on (ITEM)? ... Parks and recreation

[VAR] NATPARK

RESPONSE	PUNCH	03-07	2008	2009	2010	2011	2012	2013	2014	2016	2018	2021	2023	TOTAL
Too much	1	1.0	-	-	-	-	-	-	-	-	-	-	-	0.3
About right	2	7.2	-	-	-	-	-	-	-	-	-	-	-	2.4
Too little	3	9.3	-	-	-	-	-	-	-	-	-	-	-	3.1
DK/NA	-8	0.6	-	-	-	-	-	-	-	-	-	-	-	0.2
IAP	-1	81.9	100.0	100.0	100.0	100.0	100.0	100.0	100.0	100.0	100.0	100.0	100.0	94.0
N		7276	1508	1599	1576	1535	1396	1294	1370	1051	1031	1205	1230	22071

\*\*\* Keyword: Cost, Leisure, Facilities



**Table 899 Appropriateness of expenses on childcare**

[Questionnaire] We are faced with many problems in this country, none of which can be solved easily or inexpensively.

I'm going to name some of these problems, and for each one I'd like you to tell me whether you think we're spending too much money on it, too little money, or about the right amount. First, (READ ITEM 1) ... are we spending too much, too little, or about the right amount on (ITEM)?... Assistance for childcare

[VAR] NATCHLD

RESPONSE	PUNCH	03-07	2008	2009	2010	2011	2012	2013	2014	2016	2018	2021	2023	TOTAL
Too much	1	1.3	-	-	-	-	-	-	-	-	-	-	-	0.4
About right	2	3.9	-	-	-	-	-	-	-	-	-	-	-	1.3
Too little	3	12.0	-	-	-	-	-	-	-	-	-	-	-	4.0
DK/NA	-8	0.9	-	-	-	-	-	-	-	-	-	-	-	0.3
IAP	-1	81.9	100.0	100.0	100.0	100.0	100.0	100.0	100.0	100.0	100.0	100.0	100.0	94.0
N		7276	1508	1599	1576	1535	1396	1294	1370	1051	1031	1205	1230	22071

\*\*\* Keyword: Cost, Children

**Table 900 Opinion on Korea's social welfare spending**

[Questionnaire] How much do you think the social welfare spending in Korea needs to be decreased or increased?

[VAR] WELFSPD

RESPONSE	PUNCH	03-07	2008	2009	2010	2011	2012	2013	2014	2016	2018	2021	2023	TOTAL
Decreased a lot	1	-	-	-	-	-	4.7	3.8	5.2	-	-	-	-	0.8
Decreased a little bit	2	-	-	-	-	-	11.4	11.3	13.0	-	-	-	-	2.2
Neither decreased nor increased	3	-	-	-	-	-	16.2	18.9	22.8	-	-	-	-	3.5
Increased a little bit	4	-	-	-	-	-	45.0	44.4	43.0	-	-	-	-	8.1
Increased a lot	5	-	-	-	-	-	21.1	19.8	15.7	-	-	-	-	3.5
DK/NA	-8	-	-	-	-	-	1.6	1.8	0.3	-	-	-	-	0.2
IAP	-1	100.0	100.0	100.0	100.0	100.0	0.0	0.0	0.0	100.0	100.0	100.0	100.0	81.6
N		7276	1508	1599	1576	1535	1396	1294	1370	1051	1031	1205	1230	22071

\*\*\* Keyword: Welfare, Social Welfare

**Table 901 Opinion on the minimum wage in 2018**

[Questionnaire] This year, the government raised the minimum wage by 16.3% to KRW7,530 per hour. Which of the following is the closest to your opinion?

[VAR] MINIWAGE

RESPONSE	PUNCH	03-07	2008	2009	2010	2011	2012	2013	2014	2016	2018	2021	2023	TOTAL
It is too high	1	-	-	-	-	-	-	-	-	-	8.9	-	-	0.4
It is somewhat high	2	-	-	-	-	-	-	-	-	-	18.7	-	-	0.9
It is appropriate	3	-	-	-	-	-	-	-	-	-	41.9	-	-	2.0
It should be raised a little more	4	-	-	-	-	-	-	-	-	-	22.2	-	-	1.0
It should be raised much more	5	-	-	-	-	-	-	-	-	-	5.8	-	-	0.3
DK/NA	-8	-	-	-	-	-	-	-	-	-	2.5	-	-	0.1
IAP	-1	100.0	100.0	100.0	100.0	100.0	100.0	100.0	100.0	100.0	0.0	100.0	100.0	95.3
N		7276	1508	1599	1576	1535	1396	1294	1370	1051	1031	1205	1230	22071

\* SHOW CARD

\*\*\* Keyword: Minimum Wage, Government

**Table 902 Opinion on implementing the policy of a universal basic income**

[Questionnaire] A Universal Basic Income is a policy that provides all citizens, regardless of their background and employment status, a regular, livable sum of money. It is currently experimented in a few countries and regions. Do you agree with implementing the policy in our country?

[VAR] MINILIFE

RESPONSE	PUNCH	03-07	2008	2009	2010	2011	2012	2013	2014	2016	2018	2021	2023	TOTAL
Strongly disagree	1	-	-	-	-	-	-	-	-	-	11.2	13.3	-	1.3
Disagree	2	-	-	-	-	-	-	-	-	-	19.0	22.4	-	2.1
Neither agree nor disagree	3	-	-	-	-	-	-	-	-	-	31.8	33.7	-	3.3
Agree	4	-	-	-	-	-	-	-	-	-	24.5	22.1	-	2.4
Strongly agree	5	-	-	-	-	-	-	-	-	-	12.2	7.2	-	1.0
DK/NA	-8	-	-	-	-	-	-	-	-	-	1.3	1.2	-	0.1
IAP	-1	100.0	100.0	100.0	100.0	100.0	100.0	100.0	100.0	100.0	0.0	0.0	100.0	89.9
N		7276	1508	1599	1576	1535	1396	1294	1370	1051	1031	1205	1230	22071

\* SHOW CARD

\*\*\* Keyword: Universal Basic Income, Government

**Table 903 Opinion on implementing the policy of universal basic income funded through taxes**

[Questionnaire] If universal basic income is implemented through taxes, do you agree with its implementation?

[VAR] TAXBASIC

RESPONSE	PUNCH	03-07	2008	2009	2010	2011	2012	2013	2014	2016	2018	2021	2023	TOTAL
Strongly disagree	1	-	-	-	-	-	-	-	-	-	-	16.0	-	0.9
Disagree	2	-	-	-	-	-	-	-	-	-	-	26.5	-	1.4
Neither agree nor disagree	3	-	-	-	-	-	-	-	-	-	-	31.6	-	1.7
Agree	4	-	-	-	-	-	-	-	-	-	-	18.9	-	1.0
Strongly agree	5	-	-	-	-	-	-	-	-	-	-	6.1	-	0.3
DK/NA	-8	-	-	-	-	-	-	-	-	-	-	0.9	-	0.0
IAP	-1	100.0	100.0	100.0	100.0	100.0	100.0	100.0	100.0	100.0	100.0	0.0	100.0	94.5
N		7276	1508	1599	1576	1535	1396	1294	1370	1051	1031	1205	1230	22071

\*\*\* Keyword: Universal Basic Income, Tax



**Table 904 Who should get more pensions? High-income earners vs. low-income earners**

[Questionnaire] High-income earners contribute a higher amount to the national pension than low-income earners. Some argues that high-income earners deserve more pensions in their senior years because they pay more. Others say that low-income earners deserve more pensions because they are economically struggling. Which of the following statements comes closest to your view?

[VAR] PENSIONW

RESPONSE	PUNCH	03-07	2008	2009	2010	2011	2012	2013	2014	2016	2018	2021	2023	TOTAL
High-income earners should get more pension	1	-	-	-	-	-	-	-	-	-	-	37.6	-	2.1
Both deserve the same amount	2	-	-	-	-	-	-	-	-	-	-	43.2	-	2.4
Low-income earners should get more pension	3	-	-	-	-	-	-	-	-	-	-	17.4	-	1.0
DK/NA	-8	-	-	-	-	-	-	-	-	-	-	1.8	-	0.1
IAP	-1	100.0	100.0	100.0	100.0	100.0	100.0	100.0	100.0	100.0	100.0	0.0	100.0	94.5
N		7276	1508	1599	1576	1535	1396	1294	1370	1051	1031	1205	1230	22071

\*\*\* Keyword: National Pension

**Table 905 Who should get more unemployment benefits? High-income earners vs. low-income earners**

[Questionnaire] High-income earners pay more for employment insurance than low-income earners. Some argue that high-income earners should get more unemployment benefits because they pay more. Others say that low-income earners should get more unemployment benefits because they are economically struggling. Which of the following statements comes closest to your view?

[VAR] UNEMPBEN

RESPONSE	PUNCH	03-07	2008	2009	2010	2011	2012	2013	2014	2016	2018	2021	2023	TOTAL
High-income earners should get more benefits	1	-	-	-	-	-	-	-	-	-	-	31.8	-	1.7
Both deserve the same amount	2	-	-	-	-	-	-	-	-	-	-	48.4	-	2.6
Low-income earners should get more benefits	3	-	-	-	-	-	-	-	-	-	-	17.6	-	1.0
DK/NA	-8	-	-	-	-	-	-	-	-	-	-	2.2	-	0.1
IAP	-1	100.0	100.0	100.0	100.0	100.0	100.0	100.0	100.0	100.0	100.0	0.0	100.0	94.5
N		7276	1508	1599	1576	1535	1396	1294	1370	1051	1031	1205	1230	22071

\*\*\* Keyword: Unemployment Benefits

**Table 906 Who should get more health insurance coverage? High-income earners vs. low-income earners**

[Questionnaire] High-income earners pay more for the cost of health insurance than low-income earners. Some argue since high-income earners pay more, they should get more coverage than low-income earners. Others say since low-income earners are economically struggling, they should get more coverage. Which of the following statements comes closest to your view?

[VAR] HLTHINSW

RESPONSE	PUNCH	03-07	2008	2009	2010	2011	2012	2013	2014	2016	2018	2021	2023	TOTAL
High-income earners should get more coverage	1	-	-	-	-	-	-	-	-	-	-	23.1	-	1.3
Both deserve the same amount	2	-	-	-	-	-	-	-	-	-	-	56.1	-	3.1
Low-income earners should get more coverage	3	-	-	-	-	-	-	-	-	-	-	19.1	-	1.0
DK/NA	-8	-	-	-	-	-	-	-	-	-	-	1.7	-	0.1
IAP	-1	100.0	100.0	100.0	100.0	100.0	100.0	100.0	100.0	100.0	100.0	0.0	100.0	94.5
N		7276	1508	1599	1576	1535	1396	1294	1370	1051	1031	1205	1230	22071

\*\*\* Keyword: Health Insurance

**Table 907 The most critical factor for the distribution of economic resources**

[Questionnaire] Out of the following, which do you think should be considered most important when distributing economic resources in our society?

[VAR] ECONDISW

RESPONSE	PUNCH	03-07	2008	2009	2010	2011	2012	2013	2014	2016	2018	2021	2023	TOTAL
Whether those with highest contribution can get the most	1	-	-	-	-	-	-	-	-	-	-	30.1	-	1.6
Whether everyone can get about the same amount	2	-	-	-	-	-	-	-	-	-	-	43.0	-	2.3
Whether those in need can get enough	3	-	-	-	-	-	-	-	-	-	-	25.4	-	1.4
DK/NA	-8	-	-	-	-	-	-	-	-	-	-	1.5	-	0.1
IAP	-1	100.0	100.0	100.0	100.0	100.0	100.0	100.0	100.0	100.0	100.0	0.0	100.0	94.5
N		7276	1508	1599	1576	1535	1396	1294	1370	1051	1031	1205	1230	22071

\*\*\* Keyword: Distribution

**Table 908 Opinion on shifting the employment status of irregular workers in certain public sectors to regular ones**

[Questionnaire] How much do you agree or disagree with each of these statements?... The current government policy promotes shifting the employment status of irregular workers in certain public sectors to regular ones

[VAR] CHSTDJOB

RESPONSE	PUNCH	03-07	2008	2009	2010	2011	2012	2013	2014	2016	2018	2021	2023	TOTAL
Strongly disagree	1	-	-	-	-	-	-	-	-	-	4.2	-	-	0.2
Somewhat disagree	2	-	-	-	-	-	-	-	-	-	12.3	-	-	0.6
Neither agree nor disagree	3	-	-	-	-	-	-	-	-	-	16.1	-	-	0.8
Somewhat agree	4	-	-	-	-	-	-	-	-	-	40.1	-	-	1.9
Strongly agree	5	-	-	-	-	-	-	-	-	-	26.7	-	-	1.2
DK/NA	-8	-	-	-	-	-	-	-	-	-	0.7	-	-	0.0
IAP	-1	100.0	100.0	100.0	100.0	100.0	100.0	100.0	100.0	100.0	0.0	100.0	100.0	95.3
N		7276	1508	1599	1576	1535	1396	1294	1370	1051	1031	1205	1230	22071

\* SHOW CARD

\*\*\* Keyword: Contingent Workers, Regular worker, Public Sector, Government



**Table 909 Middle class and ordinary people should also pay more taxes**

[Questionnaire] How much do you agree of disagree with each of these statements?... In order to expand social welfare, middle class and ordinary people, not only the rich, should also pay more taxes

[VAR] INCMIDTX

RESPONSE	PUNCH	03-07	2008	2009	2010	2011	2012	2013	2014	2016	2018	2021	2023	TOTAL
Strongly disagree	1	-	-	-	-	-	-	-	-	-	8.7	-	-	0.4
Somewhat disagree	2	-	-	-	-	-	-	-	-	-	22.2	-	-	1.0
Neither agree nor disagree	3	-	-	-	-	-	-	-	-	-	20.7	-	-	1.0
Somewhat agree	4	-	-	-	-	-	-	-	-	-	31.9	-	-	1.5
Strongly agree	5	-	-	-	-	-	-	-	-	-	15.8	-	-	0.7
DK/NA	-8	-	-	-	-	-	-	-	-	-	0.6	-	-	0.0
IAP	-1	100.0	100.0	100.0	100.0	100.0	100.0	100.0	100.0	100.0	0.0	100.0	100.0	95.3
N		7276	1508	1599	1576	1535	1396	1294	1370	1051	1031	1205	1230	22071

\* SHOW CARD

\*\*\* Keyword: Social Welfare, Middle Class, Tax

**Table 910 Government should increase the number of public sector jobs**

[Questionnaire] How much do you agree of disagree with each of these statements?... In order to create more jobs, the government should increase the number of public sector jobs.

[VAR] INCPUJOB

RESPONSE	PUNCH	03-07	2008	2009	2010	2011	2012	2013	2014	2016	2018	2021	2023	TOTAL
Strongly disagree	1	-	-	-	-	-	-	-	-	-	7.4	-	-	0.3
Somewhat disagree	2	-	-	-	-	-	-	-	-	-	13.6	-	-	0.6
Neither agree nor disagree	3	-	-	-	-	-	-	-	-	-	16.7	-	-	0.8
Somewhat agree	4	-	-	-	-	-	-	-	-	-	34.3	-	-	1.6
Strongly agree	5	-	-	-	-	-	-	-	-	-	27.4	-	-	1.3
DK/NA	-8	-	-	-	-	-	-	-	-	-	0.6	-	-	0.0
IAP	-1	100.0	100.0	100.0	100.0	100.0	100.0	100.0	100.0	100.0	0.0	100.0	100.0	95.3
N		7276	1508	1599	1576	1535	1396	1294	1370	1051	1031	1205	1230	22071

\* SHOW CARD

\*\*\* Keyword: Job, Public Sector, Government

**Table 911 Policies for children vs policies for the elderly**

[Questionnaire] Regarding Korea in the future, there are two opinions. Which is your feeling close?

[VAR] CHDOROLD

RESPONSE	PUNCH	03-07	2008	2009	2010	2011	2012	2013	2014	2016	2018	2021	2023	TOTAL
Even if policies for the elderly become somewhat late, we should enrich children's priority policies	1	-	-	-	-	-	-	-	-	-	65.3	-	70.6	7.0
Even if policies for children are postponed somewhat, we should enrich policies that prioritize the elderly	2	-	-	-	-	-	-	-	-	-	29.9	-	27.4	2.9
Other	3	-	-	-	-	-	-	-	-	-	3.5	-	0.7	0.2
DK/NA	-8	-	-	-	-	-	-	-	-	-	1.4	-	1.3	0.1
IAP	-1	100.0	100.0	100.0	100.0	100.0	100.0	100.0	100.0	100.0	0.0	100.0	0.0	0.0
N		7276	1508	1599	1576	1535	1396	1294	1370	1051	1031	1205	1230	22071

\* SHOW CARD

\*\*\* Keyword: 어린이, The Old, Policy

**Table 912 Opinion on the migration policy from urban to rural areas**

[Questionnaire] Now that the migration policy from urban to rural areas is being promoted, in a word do you agree or disagree with the migration policy to rural areas?

[VAR] MVCONTRY

RESPONSE	PUNCH	03-07	2008	2009	2010	2011	2012	2013	2014	2016	2018	2021	2023	TOTAL
Strongly agree	1	-	-	-	-	-	-	-	-	-	25.8	-	-	1.2
Slightly agree	2	-	-	-	-	-	-	-	-	-	54.6	-	-	2.6
Slightly disagree	3	-	-	-	-	-	-	-	-	-	13.9	-	-	0.6
Strongly disagree	4	-	-	-	-	-	-	-	-	-	1.6	-	-	0.1
DK/NA	-8	-	-	-	-	-	-	-	-	-	4.2	-	-	0.2
IAP	-1	100.0	100.0	100.0	100.0	100.0	100.0	100.0	100.0	100.0	0.0	100.0	100.0	95.3
N		7276	1508	1599	1576	1535	1396	1294	1370	1051	1031	1205	1230	22071

\* SHOW CARD

\*\*\* Keyword: City, Rural Area, Policy, Migration Policy

**Table 913 Importance of the level of government assistance on pursuing a happy life**

[Questionnaire] To pursue one's happy life, how much do you agree with the following statement?

[VAR] PROVWELF

RESPONSE	PUNCH	03-07	2008	2009	2010	2011	2012	2013	2014	2016	2018	2021	2023	TOTAL
The government should provide welfare at the maximum level.	1	-	-	-	-	-	-	-	-	22.6	-	-	-	1.1
	2	-	-	-	-	-	-	-	-	30.5	-	-	-	1.4
	3	-	-	-	-	-	-	-	-	22.0	-	-	-	1.0
	4	-	-	-	-	-	-	-	-	14.7	-	-	-	0.7
The government should provide minimum assistance as needed.	5	-	-	-	-	-	-	-	-	10.1	-	-	-	0.5
DK/NA	-8	-	-	-	-	-	-	-	-	0.2	-	-	-	0.0
IAP	-1	100.0	100.0	100.0	100.0	100.0	100.0	100.0	100.0	0.0	100.0	100.0	100.0	95.2
N		7276	1508	1599	1576	1535	1396	1294	1370	1051	1031	1205	1230	22071

\* SHOW CARD

\*\*\* Keyword: Welfare



**Table 914 Opinion on tax collection to reduce the income gap**

[Questionnaire] When a large income gap exists between social classes, which of the following opinions would you agree?

[VAR] TAXINCRE

RESPONSE	PUNCH	03-07	2008	2009	2010	2011	2012	2013	2014	2016	2018	2021	2023	TOTAL
More tax should be collected from the affluent class to reduce income gap	1	-	-	-	-	-	-	-	-	47.2	-	-	-	2.2
2	2	-	-	-	-	-	-	-	-	30.5	-	-	-	1.5
3	3	-	-	-	-	-	-	-	-	15.0	-	-	-	0.7
4	4	-	-	-	-	-	-	-	-	3.8	-	-	-	0.2
More tax shouldn't be collected from the affluent class to reduce income gap	5	-	-	-	-	-	-	-	-	3.3	-	-	-	0.2
DK/NA	-8	-	-	-	-	-	-	-	-	0.1	-	-	-	0.0
IAP	-1	100.0	100.0	100.0	100.0	100.0	100.0	100.0	100.0	0.0	100.0	100.0	100.0	95.2
N		7276	1508	1599	1576	1535	1396	1294	1370	1051	1031	1205	1230	22071

\* SHOW CARD

\*\*\* Keyword: Tax, Income

**Table 915 Agree or disagree: More tax should be collected to expand social welfare**

[Questionnaire] How much do you agree or disagree with each of these statements?... More tax should be collected to expand social welfare.

[VAR] TAXWELF

RESPONSE	PUNCH	03-07	2008	2009	2010	2011	2012	2013	2014	2016	2018	2021	2023	TOTAL
Strongly agree	1	-	-	-	-	-	-	-	-	12.8	-	-	-	0.6
Somewhat agree	2	-	-	-	-	-	-	-	-	39.9	-	-	-	1.9
Neither, nor	3	-	-	-	-	-	-	-	-	23.0	-	-	-	1.1
Somewhat disagree	4	-	-	-	-	-	-	-	-	17.0	-	-	-	0.8
Strongly disagree	5	-	-	-	-	-	-	-	-	6.8	-	-	-	0.3
DK/NA	-8	-	-	-	-	-	-	-	-	0.5	-	-	-	0.0
IAP	-1	100.0	100.0	100.0	100.0	100.0	100.0	100.0	100.0	0.0	100.0	100.0	100.0	95.2
N		7276	1508	1599	1576	1535	1396	1294	1370	1051	1031	1205	1230	22071

\* SHOW CARD

\*\*\* Keyword: Tax, Welfare

**Table 916 Desirable form of the government to serve the public interest**

[Questionnaire] In order to serve the public interest, what do you think is the desirable form of the government?

[VAR] DESIRGOV

RESPONSE	PUNCH	03-07	2008	2009	2010	2011	2012	2013	2014	2016	2018	2021	2023	TOTAL
Government should be minimized and operated according to market principles.	1	-	-	-	-	-	-	-	-	11.0	-	-	-	0.5
Government should be restricted except for services such as rails and postal service that the must be carried out by it.	2	-	-	-	-	-	-	-	-	37.5	-	-	-	1.8
Government involvement should be maximized when it is cooperative with the market or private sectors in their operation.	3	-	-	-	-	-	-	-	-	37.3	-	-	-	1.8
Government should be actively involved in all -related services.	4	-	-	-	-	-	-	-	-	11.8	-	-	-	0.6
DK/NA	-8	-	-	-	-	-	-	-	-	2.3	-	-	-	0.1
IAP	-1	100.0	100.0	100.0	100.0	100.0	100.0	100.0	100.0	0.0	100.0	100.0	100.0	95.2
N		7276	1508	1599	1576	1535	1396	1294	1370	1051	1031	1205	1230	22071

\* SHOW CARD

\*\*\* Keyword: Government

**Table 917 Government/individuals should be responsible for the welfare**

[Questionnaire] Please tell me the extent to which you agree to each of the statements below... Government should become more responsible for social welfare, Individual should become more responsible for his/her own living

[VAR] WELFFAIR

RESPONSE	PUNCH	03-07	2008	2009	2010	2011	2012	2013	2014	2016	2018	2021	2023	TOTAL
Government should become more responsible for social welfare	1	-	-	-	-	18.6	-	-	9.5	-	-	-	-	1.9
2	2	-	-	-	-	10.0	-	-	9.6	-	-	-	-	1.3
3	3	-	-	-	-	18.0	-	-	15.9	-	-	-	-	2.2
4	4	-	-	-	-	12.4	-	-	15.5	-	-	-	-	1.8
5	5	-	-	-	-	15.8	-	-	19.4	-	-	-	-	2.3
6	6	-	-	-	-	6.8	-	-	11.3	-	-	-	-	1.2
7	7	-	-	-	-	6.8	-	-	9.0	-	-	-	-	1.0
8	8	-	-	-	-	4.8	-	-	5.4	-	-	-	-	0.7
9	9	-	-	-	-	2.9	-	-	2.3	-	-	-	-	0.3
Individual should become more responsible for his/her own living	10	-	-	-	-	3.8	-	-	2.1	-	-	-	-	0.4
DK/NA	-8	-	-	-	-	0.1	-	-	0.0	-	-	-	-	0.0
IAP	-1	100.0	100.0	100.0	100.0	0.0	100.0	100.0	0.0	100.0	100.0	100.0	100.0	86.8
N		7276	1508	1599	1576	1535	1396	1294	1370	1051	1031	1205	1230	22071

\* SHOW CARD

\*\*\* Keyword: Government, Welfare, Living



**Table 918 ncome should be more equal/different depending on one's effort**

[Questionnaire] Please tell me the extent to which you agree to each of the statements below... Income should become more equal, Income should be different depending on one's own efforts

[VAR] INCMFAIR

RESPONSE	PUNCH	03-07	2008	2009	2010	2011	2012	2013	2014	2016	2018	2021	2023	TOTAL
Income should become more equal	1	-	-	-	-	4.4	-	-	2.6	-	-	-	-	0.5
2	2	-	-	-	-	2.3	-	-	1.7	-	-	-	-	0.3
3	3	-	-	-	-	5.6	-	-	6.4	-	-	-	-	0.8
4	4	-	-	-	-	5.1	-	-	6.5	-	-	-	-	0.8
5	5	-	-	-	-	12.0	-	-	12.0	-	-	-	-	1.6
6	6	-	-	-	-	9.4	-	-	11.5	-	-	-	-	1.4
7	7	-	-	-	-	20.7	-	-	23.5	-	-	-	-	2.9
8	8	-	-	-	-	17.5	-	-	16.1	-	-	-	-	2.2
9	9	-	-	-	-	5.9	-	-	7.5	-	-	-	-	0.9
Income should be different depending on one's own efforts	10	-	-	-	-	17.2	-	-	12.2	-	-	-	-	2.0
IAP	-1	100.0	100.0	100.0	100.0	0.0	100.0	100.0	0.0	100.0	100.0	100.0	100.0	86.8
N		7276	1508	1599	1576	1535	1396	1294	1370	1051	1031	1205	1230	22071

\* SHOW CARD

\*\*\* Keyword: Income

**Table 919 Private/government firms should expand**

[Questionnaire] Please tell me the extent to which you agree to each of the statements below... Private firms should be expanded, Government firms should be expanded

[VAR] FIRMFAIR

RESPONSE	PUNCH	03-07	2008	2009	2010	2011	2012	2013	2014	2016	2018	2021	2023	TOTAL
Private firms should be expanded	1	-	-	-	-	8.5	-	-	5.2	-	-	-	-	0.9
2	2	-	-	-	-	5.7	-	-	5.2	-	-	-	-	0.7
3	3	-	-	-	-	8.1	-	-	7.9	-	-	-	-	1.1
4	4	-	-	-	-	7.6	-	-	9.1	-	-	-	-	1.1
5	5	-	-	-	-	26.3	-	-	27.6	-	-	-	-	3.5
6	6	-	-	-	-	15.6	-	-	16.5	-	-	-	-	2.1
7	7	-	-	-	-	11.4	-	-	13.4	-	-	-	-	1.6
8	8	-	-	-	-	7.9	-	-	8.2	-	-	-	-	1.1
9	9	-	-	-	-	2.7	-	-	3.6	-	-	-	-	0.4
Government firms should be expanded	10	-	-	-	-	6.1	-	-	3.4	-	-	-	-	0.6
DK/NA	-8	-	-	-	-	0.1	-	-	0.0	-	-	-	-	0.0
IAP	-1	100.0	100.0	100.0	100.0	0.0	100.0	100.0	0.0	100.0	100.0	100.0	100.0	86.8
N		7276	1508	1599	1576	1535	1396	1294	1370	1051	1031	1205	1230	22071

\* SHOW CARD

\*\*\* Keyword: Private Firm

**Table 920 Whether R is a member of a residents' association, neighborhood meeting**

[Questionnaire] Sometimes people are members of diverse groups, gatherings, or associations. Are you a member of any groups, gatherings, or associations listed below? If you are, please tell me how actively involved you are and, if not, indicate whether you have been a member in the past... Residents association, neighborhood meeting

[VAR] VANEIBR

RESPONSE	PUNCH	03-07	2008	2009	2010	2011	2012	2013	2014	2016	2018	2021	2023	TOTAL
I am a member and actively involved	1	-	-	-	-	-	-	-	-	3.3	3.2	-	-	0.3
I am a member but do not participate	2	-	-	-	-	-	-	-	-	10.7	9.3	-	-	0.9
I used to be a member in the past	3	-	-	-	-	-	-	-	-	12.0	11.4	-	-	1.1
I was never a member	4	-	-	-	-	-	-	-	-	73.9	75.7	-	-	7.1
DK/NA	-8	-	-	-	-	-	-	-	-	0.1	0.4	-	-	0.0
IAP	-1	100.0	100.0	100.0	100.0	100.0	100.0	100.0	100.0	0.0	0.0	100.0	100.0	90.6
N		7276	1508	1599	1576	1535	1396	1294	1370	1051	1031	1205	1230	22071

\* SHOW CARD

\*\*\* Keyword: Belong To, Residents Association

**Table 921 Whether R is a member of a community service club**

[Questionnaire] Sometimes people are members of diverse groups, gatherings, or associations. Are you a member of any groups, gatherings, or associations listed below? If you are, please tell me how actively involved you are and, if not, indicate whether you have been a member in the past... Community service club

[VAR] VASOCSV

RESPONSE	PUNCH	03-07	2008	2009	2010	2011	2012	2013	2014	2016	2018	2021	2023	TOTAL
I am a member and actively involved	1	-	-	-	-	-	-	-	-	5.9	6.4	-	-	0.6
I am a member but do not participate	2	-	-	-	-	-	-	-	-	4.5	5.6	-	-	0.5
I used to be a member in the past	3	-	-	-	-	-	-	-	-	14.8	15.9	-	-	1.4
I was never a member	4	-	-	-	-	-	-	-	-	74.7	72.0	-	-	6.9
DK/NA	-8	-	-	-	-	-	-	-	-	0.1	0.1	-	-	0.0
IAP	-1	100.0	100.0	100.0	100.0	100.0	100.0	100.0	100.0	0.0	0.0	100.0	100.0	90.6
N		7276	1508	1599	1576	1535	1396	1294	1370	1051	1031	1205	1230	22071

\* SHOW CARD

\*\*\* Keyword: Belong To, Community Service



**Table 922 Whether R is a member of a religious group**

[Questionnaire] Sometimes people are members of diverse groups, gatherings, or associations. Are you a member of any groups, gatherings, or associations listed below? If you are, please tell me how actively involved you are and, if not, indicate whether you have been a member in the past... Religious group

[VAR] VARELIG

RESPONSE	PUNCH	03-07	2008	2009	2010	2011	2012	2013	2014	2016	2018	2021	2023	TOTAL
I am a member and actively involved	1	-	-	-	-	-	-	-	-	10.1	10.7	-	-	1.0
I am a member but do not participate	2	-	-	-	-	-	-	-	-	10.7	11.3	-	-	1.0
I used to be a member in the past	3	-	-	-	-	-	-	-	-	12.3	9.8	-	-	1.0
I was never a member	4	-	-	-	-	-	-	-	-	66.9	67.7	-	-	6.3
DK/NA	-8	-	-	-	-	-	-	-	-	0.1	0.5	-	-	0.0
IAP	-1	100.0	100.0	100.0	100.0	100.0	100.0	100.0	100.0	0.0	0.0	100.0	100.0	90.6
N		7276	1508	1599	1576	1535	1396	1294	1370	1051	1031	1205	1230	22071

\* SHOW CARD

\*\*\* Keyword: Belong To, Religion

**Table 923 Whether R is a member of a social gathering, alumni gathering, and hometown association**

[Questionnaire] Sometimes people are members of diverse groups, gatherings, or associations. Are you a member of any groups, gatherings, or associations listed below? If you are, please tell me how actively involved you are and, if not, indicate whether you have been a member in the past... Social gathering, alumni gathering, and hometown association

[VAR] VAFRTNTY

RESPONSE	PUNCH	03-07	2008	2009	2010	2011	2012	2013	2014	2016	2018	2021	2023	TOTAL
I am a member and actively involved	1	-	-	-	-	-	-	-	-	25.3	28.0	-	-	2.5
I am a member but do not participate	2	-	-	-	-	-	-	-	-	20.2	23.3	-	-	2.0
I used to be a member in the past	3	-	-	-	-	-	-	-	-	15.1	12.5	-	-	1.3
I was never a member	4	-	-	-	-	-	-	-	-	39.2	35.9	-	-	3.5
DK/NA	-8	-	-	-	-	-	-	-	-	0.2	0.3	-	-	0.0
IAP	-1	100.0	100.0	100.0	100.0	100.0	100.0	100.0	100.0	0.0	0.0	100.0	100.0	90.6
N		7276	1508	1599	1576	1535	1396	1294	1370	1051	1031	1205	1230	22071

\* SHOW CARD

\*\*\* Keyword: Belong To, Alumni Association

**Table 924 Whether R is a member of a leisure activity group**

[Questionnaire] Sometimes people are members of diverse groups, gatherings, or associations. Are you a member of any groups, gatherings, or associations listed below? If you are, please tell me how actively involved you are and, if not, indicate whether you have been a member in the past... Leisure activity groups (hobbies & sports)

[VAR] VALEISR

RESPONSE	PUNCH	03-07	2008	2009	2010	2011	2012	2013	2014	2016	2018	2021	2023	TOTAL
I am a member and actively involved	1	-	-	-	-	-	-	-	-	18.0	20.2	-	-	1.8
I am a member but do not participate	2	-	-	-	-	-	-	-	-	8.7	11.7	-	-	1.0
I used to be a member in the past	3	-	-	-	-	-	-	-	-	14.7	20.2	-	-	1.6
I was never a member	4	-	-	-	-	-	-	-	-	58.5	47.3	-	-	5.0
DK/NA	-8	-	-	-	-	-	-	-	-	0.2	0.6	-	-	0.0
IAP	-1	100.0	100.0	100.0	100.0	100.0	100.0	100.0	100.0	0.0	0.0	100.0	100.0	90.6
N		7276	1508	1599	1576	1535	1396	1294	1370	1051	1031	1205	1230	22071

\* SHOW CARD

\*\*\* Keyword: Belong To, Leisure

**Table 925 Whether R is a member of an occupational/professional association/commerce association**

[Questionnaire] Sometimes people are members of diverse groups, gatherings, or associations. Are you a member of any groups, gatherings, or associations listed below? If you are, please tell me how actively involved you are and, if not, indicate whether you have been a member in the past... Occupational/professional association / commerce association

[VAR] VAPRFSSN

RESPONSE	PUNCH	03-07	2008	2009	2010	2011	2012	2013	2014	2016	2018	2021	2023	TOTAL
I am a member and actively involved	1	-	-	-	-	-	-	-	-	5.8	4.7	-	-	0.5
I am a member but do not participate	2	-	-	-	-	-	-	-	-	5.9	10.0	-	-	0.7
I used to be a member in the past	3	-	-	-	-	-	-	-	-	6.5	9.1	-	-	0.7
I was never a member	4	-	-	-	-	-	-	-	-	81.7	76.0	-	-	7.4
DK/NA	-8	-	-	-	-	-	-	-	-	0.1	0.2	-	-	0.0
IAP	-1	100.0	100.0	100.0	100.0	100.0	100.0	100.0	100.0	0.0	0.0	100.0	100.0	90.6
N		7276	1508	1599	1576	1535	1396	1294	1370	1051	1031	1205	1230	22071

\* SHOW CARD

\*\*\* Keyword: Belong To, Occupation

**Table 926 Whether R is a member of other social groups**

[Questionnaire] Sometimes people are members of diverse groups, gatherings, or associations. Are you a member of any groups, gatherings, or associations listed below? If you are, please tell me how actively involved you are and, if not, indicate whether you have been a member in the past... Others (civic association, labor union, politics club, etc.)

[VAR] VAOTH

RESPONSE	PUNCH	03-07	2008	2009	2010	2011	2012	2013	2014	2016	2018	2021	2023	TOTAL
I am a member and actively involved	1	-	-	-	-	-	-	-	-	2.7	1.3	-	-	0.2
I am a member but do not participate	2	-	-	-	-	-	-	-	-	4.2	5.4	-	-	0.5
I used to be a member in the past	3	-	-	-	-	-	-	-	-	3.3	5.8	-	-	0.4
I was never a member	4	-	-	-	-	-	-	-	-	89.7	87.1	-	-	8.3
DK/NA	-8	-	-	-	-	-	-	-	-	0.1	0.4	-	-	0.0
IAP	-1	100.0	100.0	100.0	100.0	100.0	100.0	100.0	100.0	0.0	0.0	100.0	100.0	90.6
N		7276	1508	1599	1576	1535	1396	1294	1370	1051	1031	1205	1230	22071

\* SHOW CARD

\*\*\* Keyword: Belong To



**Table 927 Whether R's residents' association, neighborhood meeting holds regular meeting**

[Questionnaire] If the gathering or association you are a member of (answers "I am a member and actively involved" and "I am a member but do not participate") hold regular meetings in the area (dong, eup, myeon) you reside in, please put a check mark in the column that says "regular meetings in the area I reside in"... Residents association, neighborhood meeting

[VAR] MEETNBR

RESPONSE	PUNCH	03-07	2008	2009	2010	2011	2012	2013	2014	2016	2018	2021	2023	TOTAL
Yes	1	-	-	-	-	-	-	-	-	8.5	-	-	-	0.4
No	2	-	-	-	-	-	-	-	-	5.4	-	-	-	0.3
DK/NA	-8	-	-	-	-	-	-	-	-	0.1	-	-	-	0.0
IAP	-1	100.0	100.0	100.0	100.0	100.0	100.0	100.0	100.0	86.0	100.0	100.0	100.0	99.3
N		7276	1508	1599	1576	1535	1396	1294	1370	1051	1031	1205	1230	22071

\* SHOW CARD

**Table 928 Whether R's community service club holds regular meeting**

[Questionnaire] If the gathering or association you are a member of (answers "I am a member and actively involved" and "I am a member but do not participate") hold regular meetings in the area (dong, eup, myeon) you reside in, please put a check mark in the column that says "regular meetings in the area I reside in"... Community service club

[VAR] MEETSCSV

RESPONSE	PUNCH	03-07	2008	2009	2010	2011	2012	2013	2014	2016	2018	2021	2023	TOTAL
Yes	1	-	-	-	-	-	-	-	-	6.7	-	-	-	0.3
No	2	-	-	-	-	-	-	-	-	3.7	-	-	-	0.2
DK/NA	-8	-	-	-	-	-	-	-	-	0.0	-	-	-	0.0
IAP	-1	100.0	100.0	100.0	100.0	100.0	100.0	100.0	100.0	89.6	100.0	100.0	100.0	99.5
N		7276	1508	1599	1576	1535	1396	1294	1370	1051	1031	1205	1230	22071

\* SHOW CARD

**Table 929 Whether R's religious group holds regular meeting**

[Questionnaire] If the gathering or association you are a member of (answers "I am a member and actively involved" and "I am a member but do not participate") hold regular meetings in the area (dong, eup, myeon) you reside in, please put a check mark in the column that says "regular meetings in the area I reside in"... Religious group

[VAR] MEETREG

RESPONSE	PUNCH	03-07	2008	2009	2010	2011	2012	2013	2014	2016	2018	2021	2023	TOTAL
Yes	1	-	-	-	-	-	-	-	-	12.9	-	-	-	0.6
No	2	-	-	-	-	-	-	-	-	7.3	-	-	-	0.3
DK/NA	-8	-	-	-	-	-	-	-	-	0.5	-	-	-	0.0
IAP	-1	100.0	100.0	100.0	100.0	100.0	100.0	100.0	100.0	79.3	100.0	100.0	100.0	99.0
N		7276	1508	1599	1576	1535	1396	1294	1370	1051	1031	1205	1230	22071

\* SHOW CARD

**Table 930 Whether R's social gathering, alumni gathering, hometown association holds regular meeting**

[Questionnaire] If the gathering or association you are a member of (answers "I am a member and actively involved" and "I am a member but do not participate") hold regular meetings in the area (dong, eup, myeon) you reside in, please put a check mark in the column that says "regular meetings in the area I reside in"... Social gathering, alumni gathering, and hometown association

[VAR] MEETFRTN

RESPONSE	PUNCH	03-07	2008	2009	2010	2011	2012	2013	2014	2016	2018	2021	2023	TOTAL
Yes	1	-	-	-	-	-	-	-	-	29.9	-	-	-	1.4
No	2	-	-	-	-	-	-	-	-	14.8	-	-	-	0.7
DK/NA	-8	-	-	-	-	-	-	-	-	0.8	-	-	-	0.0
IAP	-1	100.0	100.0	100.0	100.0	100.0	100.0	100.0	100.0	54.5	100.0	100.0	100.0	97.8
N		7276	1508	1599	1576	1535	1396	1294	1370	1051	1031	1205	1230	22071

\* SHOW CARD

**Table 931 Whether R's leisure activity groups hold regular meeting**

[Questionnaire] If the gathering or association you are a member of (answers "I am a member and actively involved" and "I am a member but do not participate") hold regular meetings in the area (dong, eup, myeon) you reside in, please put a check mark in the column that says "regular meetings in the area I reside in"... Leisure activity groups (hobbies & sports)

[VAR] MEETLSR

RESPONSE	PUNCH	03-07	2008	2009	2010	2011	2012	2013	2014	2016	2018	2021	2023	TOTAL
Yes	1	-	-	-	-	-	-	-	-	19.5	-	-	-	0.9
No	2	-	-	-	-	-	-	-	-	6.9	-	-	-	0.3
DK/NA	-8	-	-	-	-	-	-	-	-	0.2	-	-	-	0.0
IAP	-1	100.0	100.0	100.0	100.0	100.0	100.0	100.0	100.0	73.5	100.0	100.0	100.0	98.7
N		7276	1508	1599	1576	1535	1396	1294	1370	1051	1031	1205	1230	22071

\* SHOW CARD

**Table 932 Whether R's occupational/professional association/commerce association holds regular meeting**

[Questionnaire] If the gathering or association you are a member of (answers "I am a member and actively involved" and "I am a member but do not participate") hold regular meetings in the area (dong, eup, myeon) you reside in, please put a check mark in the column that says "regular meetings in the area I reside in"... Occupational/professional association / commerce association

[VAR] MEETPRFN

RESPONSE	PUNCH	03-07	2008	2009	2010	2011	2012	2013	2014	2016	2018	2021	2023	TOTAL
Yes	1	-	-	-	-	-	-	-	-	6.5	-	-	-	0.3
No	2	-	-	-	-	-	-	-	-	5.0	-	-	-	0.2
DK/NA	-8	-	-	-	-	-	-	-	-	0.2	-	-	-	0.0
IAP	-1	100.0	100.0	100.0	100.0	100.0	100.0	100.0	100.0	88.4	100.0	100.0	100.0	99.4
N		7276	1508	1599	1576	1535	1396	1294	1370	1051	1031	1205	1230	22071

\* SHOW CARD



**Table 933 Whether R's other social groups hold regular meeting**

[Questionnaire] If the gathering or association you are a member of (answers "I am a member and actively involved" and "I am a member but do not participate") hold regular meetings in the area (dong, eup, myeon) you reside in, please put a check mark in the column that says "regular meetings in the area I reside in"... Others (civic association, labor union, politics club, etc.)

[VAR] MEETOTH

RESPONSE	PUNCH	03-07	2008	2009	2010	2011	2012	2013	2014	2016	2018	2021	2023	TOTAL
Yes	1	-	-	-	-	-	-	-	-	3.0	-	-	-	0.1
No	2	-	-	-	-	-	-	-	-	3.9	-	-	-	0.2
DK/NA	-8	-	-	-	-	-	-	-	-	0.0	-	-	-	0.0
IAP	-1	100.0	100.0	100.0	100.0	100.0	100.0	100.0	100.0	93.1	100.0	100.0	100.0	99.7
N		7276	1508	1599	1576	1535	1396	1294	1370	1051	1031	1205	1230	22071

\* SHOW CARD

**Table 934 Whether R's close friend is also a member of the residents' association, neighborhood meeting**

[Questionnaire] If the gathering or association you are a member of (answers "I am a member and actively involved" and "I am a member but do not participate") hold regular meetings in the area (dong, eup, myeon) you reside in, please indicate whether you have a close friend in the same gathering or association... Residents association, neighborhood meeting

[VAR] FRNDNBR

RESPONSE	PUNCH	03-07	2008	2009	2010	2011	2012	2013	2014	2016	2018	2021	2023	TOTAL
Yes	1	-	-	-	-	-	-	-	-	3.2	-	-	-	0.2
No	2	-	-	-	-	-	-	-	-	10.4	-	-	-	0.5
DK/NA	-8	-	-	-	-	-	-	-	-	0.4	-	-	-	0.0
IAP	-1	100.0	100.0	100.0	100.0	100.0	100.0	100.0	100.0	86.0	100.0	100.0	100.0	99.3
N		7276	1508	1599	1576	1535	1396	1294	1370	1051	1031	1205	1230	22071

\* SHOW CARD

**Table 935 Whether R's close friend is also a member of the community service club**

[Questionnaire] If the gathering or association you are a member of (answers "I am a member and actively involved" and "I am a member but do not participate") hold regular meetings in the area (dong, eup, myeon) you reside in, please indicate whether you have a close friend in the same gathering or association... Community service club

[VAR] FRNDSCSV

RESPONSE	PUNCH	03-07	2008	2009	2010	2011	2012	2013	2014	2016	2018	2021	2023	TOTAL
Yes	1	-	-	-	-	-	-	-	-	4.2	-	-	-	0.2
No	2	-	-	-	-	-	-	-	-	6.2	-	-	-	0.3
DK/NA	-8	-	-	-	-	-	-	-	-	0.0	-	-	-	0.0
IAP	-1	100.0	100.0	100.0	100.0	100.0	100.0	100.0	100.0	89.6	100.0	100.0	100.0	99.5
N		7276	1508	1599	1576	1535	1396	1294	1370	1051	1031	1205	1230	22071

\* SHOW CARD

**Table 936 Whether R's close friend is also a member of the religious group**

[Questionnaire] If the gathering or association you are a member of (answers "I am a member and actively involved" and "I am a member but do not participate") hold regular meetings in the area (dong, eup, myeon) you reside in, please indicate whether you have a close friend in the same gathering or association... Religious group

[VAR] FRNDREG

RESPONSE	PUNCH	03-07	2008	2009	2010	2011	2012	2013	2014	2016	2018	2021	2023	TOTAL
Yes	1	-	-	-	-	-	-	-	-	8.6	-	-	-	0.4
No	2	-	-	-	-	-	-	-	-	11.3	-	-	-	0.5
DK/NA	-8	-	-	-	-	-	-	-	-	0.8	-	-	-	0.0
IAP	-1	100.0	100.0	100.0	100.0	100.0	100.0	100.0	100.0	79.3	100.0	100.0	100.0	99.0
N		7276	1508	1599	1576	1535	1396	1294	1370	1051	1031	1205	1230	22071

\* SHOW CARD

**Table 937 Whether R's close friend is also a member of the social gathering, alumni gathering, and hometown association**

[Questionnaire] If the gathering or association you are a member of (answers "I am a member and actively involved" and "I am a member but do not participate") hold regular meetings in the area (dong, eup, myeon) you reside in, please indicate whether you have a close friend in the same gathering or association... Social gathering, alumni gathering, and hometown association

[VAR] FRNDFRTN

RESPONSE	PUNCH	03-07	2008	2009	2010	2011	2012	2013	2014	2016	2018	2021	2023	TOTAL
Yes	1	-	-	-	-	-	-	-	-	38.3	-	-	-	1.8
No	2	-	-	-	-	-	-	-	-	6.7	-	-	-	0.3
DK/NA	-8	-	-	-	-	-	-	-	-	0.5	-	-	-	0.0
IAP	-1	100.0	100.0	100.0	100.0	100.0	100.0	100.0	100.0	54.5	100.0	100.0	100.0	97.8
N		7276	1508	1599	1576	1535	1396	1294	1370	1051	1031	1205	1230	22071

\* SHOW CARD

**Table 938 Whether R's close friend is also a member of leisure activity groups**

[Questionnaire] If the gathering or association you are a member of (answers "I am a member and actively involved" and "I am a member but do not participate") hold regular meetings in the area (dong, eup, myeon) you reside in, please indicate whether you have a close friend in the same gathering or association... Leisure activity groups (hobbies & sports)

[VAR] FRNDLSR

RESPONSE	PUNCH	03-07	2008	2009	2010	2011	2012	2013	2014	2016	2018	2021	2023	TOTAL
Yes	1	-	-	-	-	-	-	-	-	18.2	-	-	-	0.9
No	2	-	-	-	-	-	-	-	-	7.9	-	-	-	0.4
DK/NA	-8	-	-	-	-	-	-	-	-	0.5	-	-	-	0.0
IAP	-1	100.0	100.0	100.0	100.0	100.0	100.0	100.0	100.0	73.5	100.0	100.0	100.0	98.7
N		7276	1508	1599	1576	1535	1396	1294	1370	1051	1031	1205	1230	22071

\* SHOW CARD



**Table 939 Whether R's close friend is also a member of the occupational/professional association/commerce association**

[Questionnaire] If the gathering or association you are a member of (answers "I am a member and actively involved" and "I am a member but do not participate") hold regular meetings in the area (dong, eup, myeon) you reside in, please indicate whether you have a close friend in the same gathering or association... Occupational/professional association / commerce association

[VAR] FRNDPRFN

RESPONSE	PUNCH	03-07	2008	2009	2010	2011	2012	2013	2014	2016	2018	2021	2023	TOTAL
Yes	1	-	-	-	-	-	-	-	-	3.8	-	-	-	0.2
No	2	-	-	-	-	-	-	-	-	7.7	-	-	-	0.4
DK/NA	-8	-	-	-	-	-	-	-	-	0.2	-	-	-	0.0
IAP	-1	100.0	100.0	100.0	100.0	100.0	100.0	100.0	100.0	88.3	100.0	100.0	100.0	99.4
N		7276	1508	1599	1576	1535	1396	1294	1370	1051	1031	1205	1230	22071

\* SHOW CARD

**Table 940 Whether R's close friend is also a member of other social groups**

[Questionnaire] If the gathering or association you are a member of (answers "I am a member and actively involved" and "I am a member but do not participate") hold regular meetings in the area (dong, eup, myeon) you reside in, please indicate whether you have a close friend in the same gathering or association... Others (civic association, labor union, politics club, etc.)

[VAR] FRNDOTH

RESPONSE	PUNCH	03-07	2008	2009	2010	2011	2012	2013	2014	2016	2018	2021	2023	TOTAL
Yes	1	-	-	-	-	-	-	-	-	2.2	-	-	-	0.1
No	2	-	-	-	-	-	-	-	-	4.8	-	-	-	0.2
DK/NA	-8	-	-	-	-	-	-	-	-	0.0	-	-	-	0.0
IAP	-1	100.0	100.0	100.0	100.0	100.0	100.0	100.0	100.0	93.1	100.0	100.0	100.0	99.7
N		7276	1508	1599	1576	1535	1396	1294	1370	1051	1031	1205	1230	22071

\* SHOW CARD

**Table 941 Number of the groups that do not need to be protected by the government in the Korean society (Ty**

[Questionnaire] The following groups are said to be discriminated in Korean society. However, some people argue that the discrimination against these groups is not severe. Among them, how many groups do you think are not being discriminated severely in Korean society? Detailed opinion on each group is not necessary. Please state the number of groups you think discrimination is not severe so that they do not need protection at the governmental level...

Immigrant Workers, People from Jeolla Province, Disabled, Homosexuals, Conscientious Objectors

[VAR] DISCRNUMA

RESPONSE	PUNCH	03-07	2008	2009	2010	2011	2012	2013	2014	2016	2018	2021	2023	TOTAL
0 group	1	-	-	-	-	-	-	-	-	4.4	-	-	-	0.2
1 group	2	-	-	-	-	-	-	-	-	11.6	-	-	-	0.6
2 group	3	-	-	-	-	-	-	-	-	19.3	-	-	-	0.9
3 group	4	-	-	-	-	-	-	-	-	9.0	-	-	-	0.4
4 group	5	-	-	-	-	-	-	-	-	3.4	-	-	-	0.2
5 group	6	-	-	-	-	-	-	-	-	1.5	-	-	-	0.1
DK/NA	-8	-	-	-	-	-	-	-	-	1.0	-	-	-	0.0
IAP	-1	100.0	100.0	100.0	100.0	100.0	100.0	100.0	100.0	49.7	100.0	100.0	100.0	97.6
N		7276	1508	1599	1576	1535	1396	1294	1370	1051	1031	1205	1230	22071

\* SHOW CARD

\*\*\* Keyword: Discrimination

**Table 942 Number of the groups that do not need to be protected by the government in the Korean society (Type B**

[Questionnaire] The following groups are said to be discriminated in Korean society. However, some people argue that the discrimination against these groups is not severe. Among them, how many groups do you think are not being discriminated severely in Korean society? Detailed opinion on each group is not necessary. Please state the number of groups you think discrimination is not severe so that they do not need protection at the governmental level...

Immigrant Workers, People from Jeolla Province, Disabled, Homosexuals, Conscientious Objectors, Women

[VAR] DISCRNUMB

RESPONSE	PUNCH	03-07	2008	2009	2010	2011	2012	2013	2014	2016	2018	2021	2023	TOTAL
0 group	1	-	-	-	-	-	-	-	-	3.0	-	-	-	0.1
1 group	2	-	-	-	-	-	-	-	-	9.3	-	-	-	0.4
2 group	3	-	-	-	-	-	-	-	-	19.2	-	-	-	0.9
3 group	4	-	-	-	-	-	-	-	-	11.2	-	-	-	0.5
4 group	5	-	-	-	-	-	-	-	-	4.3	-	-	-	0.2
5 group	6	-	-	-	-	-	-	-	-	0.7	-	-	-	0.0
6 group	7	-	-	-	-	-	-	-	-	1.0	-	-	-	0.0
DK/NA	-8	-	-	-	-	-	-	-	-	1.0	-	-	-	0.0
IAP	-1	100.0	100.0	100.0	100.0	100.0	100.0	100.0	100.0	50.3	100.0	100.0	100.0	97.6
N		7276	1508	1599	1576	1535	1396	1294	1370	1051	1031	1205	1230	22071

\* SHOW CARD

\*\*\* Keyword: Discrimination



**Table 943 he most important issue in Korea (type A)**

[Questionnaire] Which of these issues is the most important for Korea today?

[VAR] TOPPROBA

RESPONSE	PUNCH	03-07	2008	2009	2010	2011	2012	2013	2014	2016	2018	2021	2023	TOTAL
Health care	1	-	-	-	-	-	-	-	-	2.0	-	-	-	0.1
Education	2	-	-	-	-	-	-	-	-	8.2	-	-	-	0.4
Crime	3	-	-	-	-	-	-	-	-	11.3	-	-	-	0.5
The environment	4	-	-	-	-	-	-	-	-	2.3	-	-	-	0.1
Immigration	5	-	-	-	-	-	-	-	-	1.0	-	-	-	0.0
The economy	6	-	-	-	-	-	-	-	-	18.2	-	-	-	0.9
Terrorism	7	-	-	-	-	-	-	-	-	2.2	-	-	-	0.1
Poverty	8	-	-	-	-	-	-	-	-	3.1	-	-	-	0.1
OTHERS	77	-	-	-	-	-	-	-	-	1.7	-	-	-	0.1
DK/NA	-8	-	-	-	-	-	-	-	-	0.2	-	-	-	0.0
IAP	-1	100.0	100.0	100.0	100.0	100.0	100.0	100.0	100.0	49.7	100.0	100.0	100.0	97.6
N		7276	1508	1599	1576	1535	1396	1294	1370	1051	1031	1205	1230	22071

\* SHOW CARD

\*\*\* Keyword: The Most Importnat Issues for Korea

**Table 944 Country which R wants to reborn**

[Questionnaire] Suppose you could be reborn in any country of your choice. Would you like to start your next life in South Korea or in some other country?

[VAR] REBORNKR

RESPONSE	PUNCH	03-07	2008	2009	2010	2011	2012	2013	2014	2016	2018	2021	2023	TOTAL
I prefer Korea	1	-	-	-	-	-	-	-	-	-	59.0	-	74.3	6.9
I prefer some other country	2	-	-	-	-	-	-	-	-	-	37.5	-	22.0	3.0
Other	3	-	-	-	-	-	-	-	-	-	1.3	-	0.2	0.1
DK/NA	4	-	-	-	-	-	-	-	-	-	2.2	-	3.5	0.3
IAP	-1	100.0	100.0	100.0	100.0	100.0	100.0	100.0	100.0	100.0	0.0	100.0	0.0	89.8
N		7276	1508	1599	1576	1535	1396	1294	1370	1051	1031	1205	1230	22071

\* SHOW CARD(18)

\* SHOW CARD(23)

\*\*\* Keyword: Republic Of Korea, Other Country

**Table 945 Comparison of Korean and Westerners**

[Questionnaire] Do you think that Korean think that they are superior compared to Westerners, or are they inferior?

[VAR] SUPERKR

RESPONSE	PUNCH	03-07	2008	2009	2010	2011	2012	2013	2014	2016	2018	2021	2023	TOTAL
Excellent	1	-	-	-	-	-	-	-	-	-	31.5	-	-	1.5
Inferior	2	-	-	-	-	-	-	-	-	-	7.8	-	-	0.4
Same	3	-	-	-	-	-	-	-	-	-	41.8	-	-	2.0
It cannot be said that it is one thing	4	-	-	-	-	-	-	-	-	-	17.7	-	-	0.8
Other	5	-	-	-	-	-	-	-	-	-	0.1	-	-	0.0
DK/NA	-8	-	-	-	-	-	-	-	-	-	1.1	-	-	0.0
IAP	-1	100.0	100.0	100.0	100.0	100.0	100.0	100.0	100.0	100.0	0.0	100.0	100.0	95.3
N		7276	1508	1599	1576	1535	1396	1294	1370	1051	1031	1205	1230	22071

\* SHOW CARD

\*\*\* Keyword: Citizen of South Korea, Westerner

**Table 946 After some important decisions were made in the Korean society: Informs people of the content of the decisions**

[Questionnaire] To what extent do you agree or disagree that each of the following things is done after some important decisions are made in Korean society?... Informs people of the content of the decisions

[VAR] KRDCRAFT1

RESPONSE	PUNCH	03-07	2008	2009	2010	2011	2012	2013	2014	2016	2018	2021	2023	TOTAL
Strongly agree	1	-	-	-	-	8.5	-	-	7.4	-	-	-	-	1.1
Agree	2	-	-	-	-	30.6	-	-	31.5	-	-	-	-	4.1
Neither agree nor disagree	3	-	-	-	-	37.6	-	-	30.1	-	-	-	-	4.5
Disagree	4	-	-	-	-	20.2	-	-	28.0	-	-	-	-	3.1
Strongly disagree	5	-	-	-	-	3.0	-	-	3.0	-	-	-	-	0.4
DK/NA	-8	-	-	-	-	0.1	-	-	0.0	-	-	-	-	0.0
IAP	-1	100.0	100.0	100.0	100.0	0.0	100.0	100.0	0.0	100.0	100.0	100.0	100.0	86.8
N		7276	1508	1599	1576	1535	1396	1294	1370	1051	1031	1205	1230	22071

\* SHOW CARD

\*\*\* Keyword: Decision

**Table 947 After some important decisions were made in the Korean society: Informs people of the process decisions are made**

[Questionnaire] To what extent do you agree or disagree that each of the following things is done after some important decisions are made in Korean society?... Informs people of the process decisions are made

[VAR] KRDCRAFT2

RESPONSE	PUNCH	03-07	2008	2009	2010	2011	2012	2013	2014	2016	2018	2021	2023	TOTAL
Strongly agree	1	-	-	-	-	5.6	-	-	3.6	-	-	-	-	0.6
Agree	2	-	-	-	-	21.4	-	-	16.9	-	-	-	-	2.5
Neither agree nor disagree	3	-	-	-	-	30.6	-	-	26.4	-	-	-	-	3.8
Disagree	4	-	-	-	-	35.0	-	-	42.8	-	-	-	-	5.1
Strongly disagree	5	-	-	-	-	7.3	-	-	10.1	-	-	-	-	1.1
DK/NA	-8	-	-	-	-	0.1	-	-	0.1	-	-	-	-	0.0
IAP	-1	100.0	100.0	100.0	100.0	0.0	100.0	100.0	0.0	100.0	100.0	100.0	100.0	86.8
N		7276	1508	1599	1576	1535	1396	1294	1370	1051	1031	1205	1230	22071

\* SHOW CARD

\*\*\* Keyword: Decision



**Table 948 After some important decisions were made in the Korean society: Explains potential consequences of the decisions upon the people**

[Questionnaire] To what extent do you agree or disagree that each of the following things is done after some important decisions are made in Korean society?... Explains potential consequences of the decisions upon the people

[VAR] KRDCRAFT3

RESPONSE	PUNCH	03-07	2008	2009	2010	2011	2012	2013	2014	2016	2018	2021	2023	TOTAL
Strongly agree	1	-	-	-	-	5.9	-	-	3.1	-	-	-	-	0.6
Agree	2	-	-	-	-	19.0	-	-	14.2	-	-	-	-	2.2
Neither agree nor disagree	3	-	-	-	-	30.4	-	-	27.6	-	-	-	-	3.8
Disagree	4	-	-	-	-	34.9	-	-	41.1	-	-	-	-	5.0
Strongly disagree	5	-	-	-	-	9.8	-	-	14.0	-	-	-	-	1.5
DK/NA	-8	-	-	-	-	0.1	-	-	0.1	-	-	-	-	0.0
IAP	-1	100.0	100.0	100.0	100.0	0.0	100.0	100.0	0.0	100.0	100.0	100.0	100.0	86.8
N		7276	1508	1599	1576	1535	1396	1294	1370	1051	1031	1205	1230	22071

\* SHOW CARD

\*\*\* Keyword: Decision

**Table 949 After some important decisions were made in the Korean society: Takes complementary measures for those people who would be disadvantaged by the decisions**

[Questionnaire] To what extent do you agree or disagree that each of the following things is done after some important decisions are made in Korean society?... Takes complementary measures for those people who would be disadvantaged by the decisions

[VAR] KRDCRAFT4

RESPONSE	PUNCH	03-07	2008	2009	2010	2011	2012	2013	2014	2016	2018	2021	2023	TOTAL
Strongly agree	1	-	-	-	-	7.2	-	-	3.9	-	-	-	-	0.7
Agree	2	-	-	-	-	14.7	-	-	11.7	-	-	-	-	1.7
Neither agree nor disagree	3	-	-	-	-	24.7	-	-	24.0	-	-	-	-	3.2
Disagree	4	-	-	-	-	38.5	-	-	41.6	-	-	-	-	5.3
Strongly disagree	5	-	-	-	-	14.8	-	-	18.7	-	-	-	-	2.2
DK/NA	-8	-	-	-	-	0.1	-	-	0.1	-	-	-	-	0.0
IAP	-1	100.0	100.0	100.0	100.0	0.0	100.0	100.0	0.0	100.0	100.0	100.0	100.0	86.8
N		7276	1508	1599	1576	1535	1396	1294	1370	1051	1031	1205	1230	22071

\* SHOW CARD

\*\*\* Keyword: Decision

**Table 950 First thing that comes up when R thinks of capitalism**

[Questionnaire] Which of the words from the following comes to your mind first when you think of 'capitalism'?

[VAR] IMACAP1

RESPONSE	PUNCH	03-07	2008	2009	2010	2011	2012	2013	2014	2016	2018	2021	2023	TOTAL
Material prosperity	1	26.4	27.2	21.5	-	-	-	-	-	-	-	-	-	12.1
Corruption	2	11.3	10.6	10.6	-	-	-	-	-	-	-	-	-	5.2
Competition	3	20.6	22.7	25.5	-	-	-	-	-	-	-	-	-	10.2
Efficiency	4	3.8	4.7	3.7	-	-	-	-	-	-	-	-	-	1.9
Disparity between rich and poor	5	26.4	26.7	29.6	-	-	-	-	-	-	-	-	-	12.7
Ample opportunities	6	6.3	5.0	5.9	-	-	-	-	-	-	-	-	-	2.9
Exploitation	7	1.0	0.5	0.8	-	-	-	-	-	-	-	-	-	0.4
OTHER	8	0.1	0.0	0.0	-	-	-	-	-	-	-	-	-	0.0
DK/NA	-8	4.1	2.5	2.5	-	-	-	-	-	-	-	-	-	1.7
IAP	-1	0.0	0.0	0.0	100.0	100.0	100.0	100.0	100.0	100.0	100.0	100.0	100.0	53.0
N		7276	1508	1599	1576	1535	1396	1294	1370	1051	1031	1205	1230	22071

\* SHOW CARD(06-09)

\*\* 2003 Questionnaire: Which of the words from the box below comes to your mind first when you think of 'capitalism'? Which comes next?

\*\*\* Keyword: Capitalism

**Table 951 Second thing that comes up as R thinks of capitalism**

[Questionnaire] Which of the words from the box below comes to your mind next when you think of 'capitalism'?

[VAR] IMACAP2

RESPONSE	PUNCH	03-07	2008	2009	2010	2011	2012	2013	2014	2016	2018	2021	2023	TOTAL
Material prosperity	1	11.6	10.8	10.3	-	-	-	-	-	-	-	-	-	5.3
Corruption	2	15.2	15.2	15.4	-	-	-	-	-	-	-	-	-	7.1
Competition	3	18.0	16.8	20.3	-	-	-	-	-	-	-	-	-	8.6
Efficiency	4	7.1	8.7	6.4	-	-	-	-	-	-	-	-	-	3.4
Disparity between rich and poor	5	29.9	32.1	32.3	-	-	-	-	-	-	-	-	-	14.4
Ample opportunities	6	10.6	11.1	9.8	-	-	-	-	-	-	-	-	-	4.9
Exploitation	7	2.4	1.9	2.3	-	-	-	-	-	-	-	-	-	1.1
OTHER	8	0.2	0.0	0.0	-	-	-	-	-	-	-	-	-	0.1
DK/NA	-8	5.1	3.4	3.2	-	-	-	-	-	-	-	-	-	2.2
IAP	-1	0.0	0.0	0.0	100.0	100.0	100.0	100.0	100.0	100.0	100.0	100.0	100.0	53.0
N		7276	1508	1599	1576	1535	1396	1294	1370	1051	1031	1205	1230	22071

\* SHOW CARD(06-09)

\*\* 2003 Questionnaire: Which of the words from the box below comes to your mind first when you think of 'capitalism'? Which comes next?

\*\*\* Keyword: Capitalism



**Table 952 Importance of increasing exports for the firm to win people's favor**

[Questionnaire] How important is each of the following in order for business firms to win people' favor?... Increasing exports

[VAR] EXPINC

RESPONSE	PUNCH	03-07	2008	2009	2010	2011	2012	2013	2014	2016	2018	2021	2023	TOTAL
Very important	1	20.4	-	-	-	-	-	-	-	-	-	-	-	6.7
Fairly important	2	13.5	-	-	-	-	-	-	-	-	-	-	-	4.5
Not too important	3	1.6	-	-	-	-	-	-	-	-	-	-	-	0.5
Not important at all	4	0.1	-	-	-	-	-	-	-	-	-	-	-	0.0
DK/NA	-8	0.5	-	-	-	-	-	-	-	-	-	-	-	0.1
IAP	-1	63.9	100.0	100.0	100.0	100.0	100.0	100.0	100.0	100.0	100.0	100.0	100.0	88.1
N		7276	1508	1599	1576	1535	1396	1294	1370	1051	1031	1205	1230	22071

**Table 953 Importance of increasing employment for the firm to win people's favor**

[Questionnaire] How important is each of the following in order for business firms to win people' favor?... Increasing employment

[VAR] EMPLINC

RESPONSE	PUNCH	03-07	2008	2009	2010	2011	2012	2013	2014	2016	2018	2021	2023	TOTAL
Very important	1	23.6	-	-	-	-	-	-	-	-	-	-	-	7.8
Fairly important	2	10.9	-	-	-	-	-	-	-	-	-	-	-	3.6
Not too important	3	1.0	-	-	-	-	-	-	-	-	-	-	-	0.3
Not important at all	4	0.1	-	-	-	-	-	-	-	-	-	-	-	0.0
DK/NA	-8	0.5	-	-	-	-	-	-	-	-	-	-	-	0.1
IAP	-1	63.9	100.0	100.0	100.0	100.0	100.0	100.0	100.0	100.0	100.0	100.0	100.0	88.1
N		7276	1508	1599	1576	1535	1396	1294	1370	1051	1031	1205	1230	22071

\*\*\* Keyword: Employment

**Table 954 Importance of paying tax honestly for the firm to win people's favor**

[Questionnaire] How important is each of the following in order for business firms to win people' favor?... Paying tax honestly

[VAR] HONESTAX

RESPONSE	PUNCH	03-07	2008	2009	2010	2011	2012	2013	2014	2016	2018	2021	2023	TOTAL
Very important	1	26.2	-	-	-	-	-	-	-	-	-	-	-	8.6
Fairly important	2	8.3	-	-	-	-	-	-	-	-	-	-	-	2.8
Not too important	3	1.0	-	-	-	-	-	-	-	-	-	-	-	0.3
Not important at all	4	0.2	-	-	-	-	-	-	-	-	-	-	-	0.1
DK/NA	-8	0.3	-	-	-	-	-	-	-	-	-	-	-	0.1
IAP	-1	63.9	100.0	100.0	100.0	100.0	100.0	100.0	100.0	100.0	100.0	100.0	100.0	88.1
N		7276	1508	1599	1576	1535	1396	1294	1370	1051	1031	1205	1230	22071

**Table 955 Importance of raising its stock price for the firm to win people's favor**

[Questionnaire] How important is each of the following in order for business firms to win people' favor?... Raising the value of their stock price

[VAR] STOCKRI

RESPONSE	PUNCH	03-07	2008	2009	2010	2011	2012	2013	2014	2016	2018	2021	2023	TOTAL
Very important	1	7.6	-	-	-	-	-	-	-	-	-	-	-	2.5
Fairly important	2	17.3	-	-	-	-	-	-	-	-	-	-	-	5.7
Not too important	3	8.9	-	-	-	-	-	-	-	-	-	-	-	2.9
Not important at all	4	0.8	-	-	-	-	-	-	-	-	-	-	-	0.3
DK/NA	-8	1.5	-	-	-	-	-	-	-	-	-	-	-	0.5
IAP	-1	63.9	100.0	100.0	100.0	100.0	100.0	100.0	100.0	100.0	100.0	100.0	100.0	88.1
N		7276	1508	1599	1576	1535	1396	1294	1370	1051	1031	1205	1230	22071

**Table 956 Importance of ensuring transparent management for the firm to win people's favor**

[Questionnaire] How important is each of the following in order for business firms to win people' favor?... Ensuring transparency in management

[VAR] TRANMANA

RESPONSE	PUNCH	03-07	2008	2009	2010	2011	2012	2013	2014	2016	2018	2021	2023	TOTAL
Very important	1	24.8	-	-	-	-	-	-	-	-	-	-	-	8.2
Fairly important	2	9.0	-	-	-	-	-	-	-	-	-	-	-	3.0
Not too important	3	1.3	-	-	-	-	-	-	-	-	-	-	-	0.4
Not important at all	4	0.2	-	-	-	-	-	-	-	-	-	-	-	0.1
DK/NA	-8	0.8	-	-	-	-	-	-	-	-	-	-	-	0.3
IAP	-1	63.9	100.0	100.0	100.0	100.0	100.0	100.0	100.0	100.0	100.0	100.0	100.0	88.1
N		7276	1508	1599	1576	1535	1396	1294	1370	1051	1031	1205	1230	22071

**Table 957 Importance of producing quality goods for the firm to win people's favor**

[Questionnaire] How important is each of the following in order for business firms to win people' favor?... Producing quality goods

[VAR] GOODCOM

RESPONSE	PUNCH	03-07	2008	2009	2010	2011	2012	2013	2014	2016	2018	2021	2023	TOTAL
Very important	1	28.3	-	-	-	-	-	-	-	-	-	-	-	9.3
Fairly important	2	7.1	-	-	-	-	-	-	-	-	-	-	-	2.3
Not too important	3	0.4	-	-	-	-	-	-	-	-	-	-	-	0.1
Not important at all	4	0.1	-	-	-	-	-	-	-	-	-	-	-	0.0
DK/NA	-8	0.3	-	-	-	-	-	-	-	-	-	-	-	0.1
IAP	-1	63.9	100.0	100.0	100.0	100.0	100.0	100.0	100.0	100.0	100.0	100.0	100.0	88.1
N		7276	1508	1599	1576	1535	1396	1294	1370	1051	1031	1205	1230	22071



**Table 958 Importance of projecting good image of the CEO for the firm to win people's favor**

[Questionnaire] How important is each of the following in order for business firms to win people' favor?... Projecting a good image of the CEO

[VAR] CEOIMAGE

RESPONSE	PUNCH	03-07	2008	2009	2010	2011	2012	2013	2014	2016	2018	2021	2023	TOTAL
Very important	1	16.2	-	-	-	-	-	-	-	-	-	-	-	5.3
Fairly important	2	13.2	-	-	-	-	-	-	-	-	-	-	-	4.4
Not too important	3	5.5	-	-	-	-	-	-	-	-	-	-	-	1.8
Not important at all	4	0.7	-	-	-	-	-	-	-	-	-	-	-	0.2
DK/NA	-8	0.6	-	-	-	-	-	-	-	-	-	-	-	0.2
IAP	-1	63.9	100.0	100.0	100.0	100.0	100.0	100.0	100.0	100.0	100.0	100.0	100.0	88.1
N		7276	1508	1599	1576	1535	1396	1294	1370	1051	1031	1205	1230	22071

\*\*\* Keyword: CEO

**Table 959 Importance of contributing to social welfare for the firm to win people's favor**

[Questionnaire] How important is each of the following in order for business firms to win people' favor?... Contributing to social welfare

[VAR] PUBSER

RESPONSE	PUNCH	03-07	2008	2009	2010	2011	2012	2013	2014	2016	2018	2021	2023	TOTAL
Very important	1	21.2	-	-	-	-	-	-	-	-	-	-	-	7.0
Fairly important	2	11.9	-	-	-	-	-	-	-	-	-	-	-	3.9
Not too important	3	2.3	-	-	-	-	-	-	-	-	-	-	-	0.8
Not important at all	4	0.3	-	-	-	-	-	-	-	-	-	-	-	0.1
DK/NA	-8	0.4	-	-	-	-	-	-	-	-	-	-	-	0.1
IAP	-1	63.9	100.0	100.0	100.0	100.0	100.0	100.0	100.0	100.0	100.0	100.0	100.0	88.1
N		7276	1508	1599	1576	1535	1396	1294	1370	1051	1031	1205	1230	22071

\*\*\* Keyword: Community Service

**Table 960 Importance of protecting the environment for the firm to win people's favor**

[Questionnaire] How important is each of the following in order for business firms to win people' favor?... Protecting the environment

[VAR] PROENV

RESPONSE	PUNCH	03-07	2008	2009	2010	2011	2012	2013	2014	2016	2018	2021	2023	TOTAL
Very important	1	24.6	-	-	-	-	-	-	-	-	-	-	-	8.1
Fairly important	2	9.3	-	-	-	-	-	-	-	-	-	-	-	3.1
Not too important	3	1.7	-	-	-	-	-	-	-	-	-	-	-	0.6
Not important at all	4	0.2	-	-	-	-	-	-	-	-	-	-	-	0.1
DK/NA	-8	0.3	-	-	-	-	-	-	-	-	-	-	-	0.1
IAP	-1	63.9	100.0	100.0	100.0	100.0	100.0	100.0	100.0	100.0	100.0	100.0	100.0	88.1
N		7276	1508	1599	1576	1535	1396	1294	1370	1051	1031	1205	1230	22071

\*\*\* Keyword: Environment

**Table 961 Most important factor to win people's favor**

[Questionnaire] Which of the followings is the most important in order for business firms to win people' favor?

[VAR] FAVOR1

RESPONSE	PUNCH	03-07	2008	2009	2010	2011	2012	2013	2014	2016	2018	2021	2023	TOTAL
Increasing exports	1	9.6	16.0	-	-	-	-	-	-	-	9.3	-	-	4.7
Increasing employment	2	11.3	19.1	-	-	-	-	-	-	-	17.0	-	-	5.8
Paying tax honestly	3	7.3	12.1	-	-	-	-	-	-	-	13.2	-	-	3.8
Ensuring transparency in management	4	16.0	26.7	-	-	-	-	-	-	-	30.9	-	-	8.5
Producing quality goods	5	11.8	14.7	-	-	-	-	-	-	-	19.7	-	-	5.8
Contributing to social welfare	6	3.9	4.7	-	-	-	-	-	-	-	3.2	-	-	1.7
Protecting environment	7	1.3	2.1	-	-	-	-	-	-	-	2.6	-	-	0.7
Building a good image of the CEO	8	1.4	2.9	-	-	-	-	-	-	-	3.1	-	-	0.8
DK/NA	-8	1.5	1.7	-	-	-	-	-	-	-	1.1	-	-	0.6
IAP	-1	36.1	0.0	100.0	100.0	100.0	100.0	100.0	100.0	100.0	0.0	100.0	100.0	67.4
N		7276	1508	1599	1576	1535	1396	1294	1370	1051	1031	1205	1230	22071

\* SHOW CARD(05-18)

**Table 962 Most important factor to win people's favor**

[Questionnaire] Which of the followings is the second important in order for business firms to win people' favor?

[VAR] FAVOR2

RESPONSE	PUNCH	03-07	2008	2009	2010	2011	2012	2013	2014	2016	2018	2021	2023	TOTAL
Increasing exports	1	4.9	5.4	-	-	-	-	-	-	-	8.0	-	-	2.4
Increasing employment	2	10.2	18.2	-	-	-	-	-	-	-	16.3	-	-	5.4
Paying tax honestly	3	6.5	10.0	-	-	-	-	-	-	-	14.0	-	-	3.5
Ensuring transparency in management	4	12.9	21.2	-	-	-	-	-	-	-	23.8	-	-	6.8
Producing quality goods	5	11.8	18.0	-	-	-	-	-	-	-	17.1	-	-	5.9
Contributing to social welfare	6	8.8	13.7	-	-	-	-	-	-	-	7.7	-	-	4.2
Protecting environment	7	3.7	7.1	-	-	-	-	-	-	-	6.9	-	-	2.0
Building a good image of the CEO	8	3.3	4.2	-	-	-	-	-	-	-	5.0	-	-	1.6
DK/NA	-8	1.7	2.3	-	-	-	-	-	-	-	1.4	-	-	0.8
IAP	-1	36.1	0.0	100.0	100.0	100.0	100.0	100.0	100.0	100.0	0.0	100.0	100.0	67.4
N		7276	1508	1599	1576	1535	1396	1294	1370	1051	1031	1205	1230	22071

\* SHOW CARD(05-18)



**Table 963 Importance of the CEO's leadership for the firm's success**

[Questionnaire] How important is each of the following for the success of business firms?... CEO' leadership

[VAR] CEOLEAD

RESPONSE	PUNCH	03-07	2008	2009	2010	2011	2012	2013	2014	2016	2018	2021	2023	TOTAL
Very important	1	10.6	-	-	-	-	-	-	-	-	-	-	-	3.5
Fairly important	2	6.7	-	-	-	-	-	-	-	-	-	-	-	2.2
Not too important	3	0.6	-	-	-	-	-	-	-	-	-	-	-	0.2
Not important at all	4	0.0	-	-	-	-	-	-	-	-	-	-	-	0.0
DK/NA	-8	0.1	-	-	-	-	-	-	-	-	-	-	-	0.0
IAP	-1	81.9	100.0	100.0	100.0	100.0	100.0	100.0	100.0	100.0	100.0	100.0	100.0	94.0
N		7276	1508	1599	1576	1535	1396	1294	1370	1051	1031	1205	1230	22071

\*\*\* Keyword: he Success of Business, Success, CEO

**Table 964 Importance of talented workers for the firm's success**

[Questionnaire] How important is each of the following for the success of business firms?... Employment of talented workers

[VAR] ABLEMEN

RESPONSE	PUNCH	03-07	2008	2009	2010	2011	2012	2013	2014	2016	2018	2021	2023	TOTAL
Very important	1	11.6	-	-	-	-	-	-	-	-	-	-	-	3.8
Fairly important	2	5.9	-	-	-	-	-	-	-	-	-	-	-	1.9
Not too important	3	0.4	-	-	-	-	-	-	-	-	-	-	-	0.1
Not important at all	4	0.0	-	-	-	-	-	-	-	-	-	-	-	0.0
DK/NA	-8	0.1	-	-	-	-	-	-	-	-	-	-	-	0.0
IAP	-1	81.9	100.0	100.0	100.0	100.0	100.0	100.0	100.0	100.0	100.0	100.0	100.0	94.0
N		7276	1508	1599	1576	1535	1396	1294	1370	1051	1031	1205	1230	22071

\*\*\* Keyword: The Success of Business, Success

**Table 965 Importance of technological capacity for the firm's success**

[Questionnaire] How important is each of the following for the success of business firms?... Technological capacity

[VAR] SKILLS

RESPONSE	PUNCH	03-07	2008	2009	2010	2011	2012	2013	2014	2016	2018	2021	2023	TOTAL
Very important	1	14.2	-	-	-	-	-	-	-	-	-	-	-	4.7
Fairly important	2	3.6	-	-	-	-	-	-	-	-	-	-	-	1.2
Not too important	3	0.1	-	-	-	-	-	-	-	-	-	-	-	0.0
Not important at all	4	0.0	-	-	-	-	-	-	-	-	-	-	-	0.0
DK/NA	-8	0.1	-	-	-	-	-	-	-	-	-	-	-	0.0
IAP	-1	81.9	100.0	100.0	100.0	100.0	100.0	100.0	100.0	100.0	100.0	100.0	100.0	94.0
N		7276	1508	1599	1576	1535	1396	1294	1370	1051	1031	1205	1230	22071

\*\*\* Keyword: The Success of Business, Success

**Table 966 Importance of the financial stability for the firm's success**

[Questionnaire] How important is each of the following for the success of business firms?... Financial stability

[VAR] FINSTRUC

RESPONSE	PUNCH	03-07	2008	2009	2010	2011	2012	2013	2014	2016	2018	2021	2023	TOTAL
Very important	1	10.4	-	-	-	-	-	-	-	-	-	-	-	3.4
Fairly important	2	6.6	-	-	-	-	-	-	-	-	-	-	-	2.2
Not too important	3	0.6	-	-	-	-	-	-	-	-	-	-	-	0.2
Not important at all	4	0.1	-	-	-	-	-	-	-	-	-	-	-	0.0
DK/NA	-8	0.3	-	-	-	-	-	-	-	-	-	-	-	0.1
IAP	-1	81.9	100.0	100.0	100.0	100.0	100.0	100.0	100.0	100.0	100.0	100.0	100.0	94.0
N		7276	1508	1599	1576	1535	1396	1294	1370	1051	1031	1205	1230	22071

\*\*\* Keyword: The Success of Business, Success

**Table 967 Importance of the ethical management for the firm's success**

[Questionnaire] How important is each of the following for the success of business firms?... Ethical management

[VAR] ETHMANA

RESPONSE	PUNCH	03-07	2008	2009	2010	2011	2012	2013	2014	2016	2018	2021	2023	TOTAL
Very important	1	9.9	-	-	-	-	-	-	-	-	-	-	-	3.3
Fairly important	2	6.5	-	-	-	-	-	-	-	-	-	-	-	2.1
Not too important	3	1.3	-	-	-	-	-	-	-	-	-	-	-	0.4
Not important at all	4	0.1	-	-	-	-	-	-	-	-	-	-	-	0.0
DK/NA	-8	0.3	-	-	-	-	-	-	-	-	-	-	-	0.1
IAP	-1	81.9	100.0	100.0	100.0	100.0	100.0	100.0	100.0	100.0	100.0	100.0	100.0	94.0
N		7276	1508	1599	1576	1535	1396	1294	1370	1051	1031	1205	1230	22071

\*\*\* Keyword: The Success of Business, Success

**Table 968 Importance of brand value for the firm's success**

[Questionnaire] How important is each of the following for the success of business firms?... Brand value

[VAR] BRAND

RESPONSE	PUNCH	03-07	2008	2009	2010	2011	2012	2013	2014	2016	2018	2021	2023	TOTAL
Very important	1	8.1	-	-	-	-	-	-	-	-	-	-	-	2.7
Fairly important	2	7.1	-	-	-	-	-	-	-	-	-	-	-	2.3
Not too important	3	2.4	-	-	-	-	-	-	-	-	-	-	-	0.8
Not important at all	4	0.1	-	-	-	-	-	-	-	-	-	-	-	0.0
DK/NA	-8	0.4	-	-	-	-	-	-	-	-	-	-	-	0.1
IAP	-1	81.9	100.0	100.0	100.0	100.0	100.0	100.0	100.0	100.0	100.0	100.0	100.0	94.0
N		7276	1508	1599	1576	1535	1396	1294	1370	1051	1031	1205	1230	22071

\*\*\* Keyword: The Success of Business, Success



**Table 969 Importance of the relationship with the government for the firm's success**

[Questionnaire] How important is each of the following for the success of business firms?... Relationship with government  
[VAR] RELGOV

RESPONSE	PUNCH	03-07	2008	2009	2010	2011	2012	2013	2014	2016	2018	2021	2023	TOTAL
Very important	1	3.9	-	-	-	-	-	-	-	-	-	-	-	1.3
Fairly important	2	7.4	-	-	-	-	-	-	-	-	-	-	-	2.5
Not too important	3	5.3	-	-	-	-	-	-	-	-	-	-	-	1.7
Not important at all	4	1.1	-	-	-	-	-	-	-	-	-	-	-	0.3
DK/NA	-8	0.4	-	-	-	-	-	-	-	-	-	-	-	0.1
IAP	-1	81.9	100.0	100.0	100.0	100.0	100.0	100.0	100.0	100.0	100.0	100.0	100.0	94.0
N		7276	1508	1599	1576	1535	1396	1294	1370	1051	1031	1205	1230	22071

\*\*\* Keyword: The Success of Business, Success, Government

**Table 970 Most important factor for the firm's success**

[Questionnaire] Which one of the followings is the most important for the success of business?

[VAR] SUCCESS1

RESPONSE	PUNCH	03-07	2008	2009	2010	2011	2012	2013	2014	2016	2018	2021	2023	TOTAL
CEO's leadership	1	14.2	25.5	-	-	-	-	-	-	-	-	-	-	6.4
Ethical management	2	8.3	17.8	-	-	-	-	-	-	-	-	-	-	4.0
Employment of talented workers	3	12.9	17.7	-	-	-	-	-	-	-	-	-	-	5.5
Brand value	4	3.7	5.8	-	-	-	-	-	-	-	-	-	-	1.6
Technological capacity	5	19.0	26.5	-	-	-	-	-	-	-	-	-	-	8.1
Relationship with government	6	0.9	0.9	-	-	-	-	-	-	-	-	-	-	0.4
Financial stability	7	3.1	4.0	-	-	-	-	-	-	-	-	-	-	1.3
DK/NA	-8	1.8	1.8	-	-	-	-	-	-	-	-	-	-	0.7
IAP	-1	36.1	0.0	100.0	100.0	100.0	100.0	100.0	100.0	100.0	100.0	100.0	100.0	72.1
N		7276	1508	1599	1576	1535	1396	1294	1370	1051	1031	1205	1230	22071

\* SHOW CARD(05-08)

\*\* 2006-2008 Questionnaire: Which one of the followings is the most important for the success of business? Which comes next?

\*\*\* Keyword: The Success of Business, Success

**Table 971 Second important factor for the firm's success**

[Questionnaire] Which one of the followings is the second important for the success of business?

[VAR] SUCCESS2

RESPONSE	PUNCH	03-07	2008	2009	2010	2011	2012	2013	2014	2016	2018	2021	2023	TOTAL
CEO's leadership	1	6.0	11.5	-	-	-	-	-	-	-	-	-	-	2.8
Ethical management	2	7.9	14.5	-	-	-	-	-	-	-	-	-	-	3.6
Employment of talented workers	3	12.6	18.5	-	-	-	-	-	-	-	-	-	-	5.4
Brand value	4	5.9	10.3	-	-	-	-	-	-	-	-	-	-	2.6
Technological capacity	5	19.2	28.1	-	-	-	-	-	-	-	-	-	-	8.2
Relationship with government	6	2.1	3.0	-	-	-	-	-	-	-	-	-	-	0.9
Financial stability	7	8.1	11.9	-	-	-	-	-	-	-	-	-	-	3.5
DK/NA	-8	2.1	2.3	-	-	-	-	-	-	-	-	-	-	0.8
IAP	-1	36.1	0.0	100.0	100.0	100.0	100.0	100.0	100.0	100.0	100.0	100.0	100.0	72.1
N		7276	1508	1599	1576	1535	1396	1294	1370	1051	1031	1205	1230	22071

\* SHOW CARD(05-08)

\*\* 2006-2008 Questionnaire: Which one of the followings is the most important for the success of business? Which comes next?

\*\*\* Keyword: The Success of Business, Success

**Table 972 Large corporations' contribution to the national economy**

[Questionnaire] How much do you think large corporations (business conglomerates) in South Korea have contributed to the national economy?

[VAR] BIGECO

RESPONSE	PUNCH	03-07	2008	2009	2010	2011	2012	2013	2014	2016	2018	2021	2023	TOTAL
Very much	1	18.5	-	-	-	-	-	-	-	-	-	-	-	6.1
Fairly much	2	26.0	-	-	-	-	-	-	-	-	-	-	-	8.6
Not too much	3	10.4	-	-	-	-	-	-	-	-	-	-	-	3.4
Not at all	4	1.8	-	-	-	-	-	-	-	-	-	-	-	0.6
DK/NA	-8	1.6	-	-	-	-	-	-	-	-	-	-	-	0.5
IAP	-1	41.7	100.0	100.0	100.0	100.0	100.0	100.0	100.0	100.0	100.0	100.0	100.0	80.8
N		7276	1508	1599	1576	1535	1396	1294	1370	1051	1031	1205	1230	22071

\*\*\* Keyword: Large Corporations

**Table 973 Large corporations' influence on the national economy**

[Questionnaire] What influence do you think the large corporations (business conglomerates) in South Korea have made to the national economy?

[VAR] BIGECO0

RESPONSE	PUNCH	03-07	2008	2009	2010	2011	2012	2013	2014	2016	2018	2021	2023	TOTAL
Very positive influence	1	6.8	14.2	-	-	-	-	-	-	-	-	-	-	3.2
Fairly positive influence	2	24.4	56.5	-	-	-	-	-	-	-	-	-	-	11.9
Fairly negative influence	3	8.2	22.9	-	-	-	-	-	-	-	-	-	-	4.3
Very negative influence	4	1.0	4.7	-	-	-	-	-	-	-	-	-	-	0.7
DK/NA	-8	1.3	1.8	-	-	-	-	-	-	-	-	-	-	0.6
IAP	-1	58.3	0.0	100.0	100.0	100.0	100.0	100.0	100.0	100.0	100.0	100.0	100.0	79.4
N		7276	1508	1599	1576	1535	1396	1294	1370	1051	1031	1205	1230	22071

\*\*\* Keyword: Large Corporations



**Table 974 Large corporations' future contribution to the national economy**

[Questionnaire] How much do you think large corporations (business conglomerates) in South Korea will contribute to the national economy in the future?

[VAR] BIGECOFU

RESPONSE	PUNCH	03-07	2008	2009	2010	2011	2012	2013	2014	2016	2018	2021	2023	TOTAL
Very much	1	10.7	-	-	-	-	-	-	-	-	-	-	-	3.5
Fairly much	2	29.9	-	-	-	-	-	-	-	-	-	-	-	9.9
Not too much	3	13.5	-	-	-	-	-	-	-	-	-	-	-	4.5
Not at all	4	1.3	-	-	-	-	-	-	-	-	-	-	-	0.4
DK/NA	-8	2.8	-	-	-	-	-	-	-	-	-	-	-	0.9
IAP	-1	41.7	100.0	100.0	100.0	100.0	100.0	100.0	100.0	100.0	100.0	100.0	100.0	80.8
N		7276	1508	1599	1576	1535	1396	1294	1370	1051	1031	1205	1230	22071

\*\*\* Keyword: Large Corporations

**Table 975 Large corporations' future influence on the national economy**

[Questionnaire] What influence do you think the large corporations (business conglomerates) in South Korea will make to the national economy in the future?

[VAR] BIGECOF0

RESPONSE	PUNCH	03-07	2008	2009	2010	2011	2012	2013	2014	2016	2018	2021	2023	TOTAL
Very positive influence	1	5.6	11.4	-	-	-	-	-	-	-	-	-	-	2.6
Fairly positive influence	2	25.4	60.0	-	-	-	-	-	-	-	-	-	-	12.5
Fairly negative influence	3	7.9	21.9	-	-	-	-	-	-	-	-	-	-	4.1
Very negative influence	4	0.9	3.2	-	-	-	-	-	-	-	-	-	-	0.5
DK/NA	-8	1.9	3.4	-	-	-	-	-	-	-	-	-	-	0.8
IAP	-1	58.3	0.0	100.0	100.0	100.0	100.0	100.0	100.0	100.0	100.0	100.0	100.0	79.4
N		7276	1508	1599	1576	1535	1396	1294	1370	1051	1031	1205	1230	22071

\*\*\* Keyword: Large Corporations

**Table 976 Opinion on the size change of the large corporations**

[Questionnaire] To what extent do you think large corporations (business conglomerates) in South Korea should become larger or smaller?

[VAR] BIGSIZE

RESPONSE	PUNCH	03-07	2008	2009	2010	2011	2012	2013	2014	2016	2018	2021	2023	TOTAL
Should be much larger	1	22.3	21.3	-	-	-	-	-	-	-	-	-	-	8.8
Should be somewhat larger	2	23.0	25.3	-	-	-	-	-	-	-	-	-	-	9.3
Should stay the same	3	20.6	24.7	-	-	-	-	-	-	-	-	-	-	8.5
Should be somewhat smaller	4	26.6	22.8	-	-	-	-	-	-	-	-	-	-	10.3
Should be much smaller	5	4.0	4.2	-	-	-	-	-	-	-	-	-	-	1.6
DK/NA	-8	3.4	1.7	-	-	-	-	-	-	-	-	-	-	1.2
IAP	-1	0.0	0.0	100.0	100.0	100.0	100.0	100.0	100.0	100.0	100.0	100.0	100.0	60.2
N		7276	1508	1599	1576	1535	1396	1294	1370	1051	1031	1205	1230	22071

\*\*\* Keyword: Large Corporations

**Table 977 The most desirable kind of labor unions**

[Questionnaire] What kind of labor union do you think is the most desirable for the union activities in South Korea?

[VAR] UNIONDSR

RESPONSE	PUNCH	03-07	2008	2009	2010	2011	2012	2013	2014	2016	2018	2021	2023	TOTAL
Company (firm) union	1	24.4	32.4	30.0	-	26.0	-	-	-	-	-	-	-	14.2
Industrial union	2	24.6	30.2	26.1	-	24.7	-	-	-	-	-	-	-	13.8
National union	3	20.5	25.1	25.8	-	30.4	-	-	-	-	-	-	-	12.5
DK/NA	-8	12.5	12.3	18.1	-	18.9	-	-	-	-	-	-	-	7.6
IAP	-1	18.1	0.0	0.0	100.0	0.0	100.0	100.0	100.0	100.0	100.0	100.0	100.0	52.0
N		7276	1508	1599	1576	1535	1396	1294	1370	1051	1031	1205	1230	22071

\*\*\* Keyword: Labor Union, Trade Union

**Table 978 Stubbornness of the Korean labor union**

[Questionnaire] How stubborn or moderate do you think labor unions in South Korea are?

[VAR] UNIONACT

RESPONSE	PUNCH	03-07	2008	2009	2010	2011	2012	2013	2014	2016	2018	2021	2023	TOTAL
Very stubborn	1	13.7	-	-	-	-	-	-	-	-	-	-	-	4.5
Somewhat stubborn	2	24.3	-	-	-	-	-	-	-	-	-	-	-	8.0
Neither stubborn nor moderate	3	10.4	-	-	-	-	-	-	-	-	-	-	-	3.4
Somewhat moderate	4	5.2	-	-	-	-	-	-	-	-	-	-	-	1.7
Very moderate	5	0.4	-	-	-	-	-	-	-	-	-	-	-	0.1
DK/NA	-8	4.1	-	-	-	-	-	-	-	-	-	-	-	1.4
IAP	-1	41.7	100.0	100.0	100.0	100.0	100.0	100.0	100.0	100.0	100.0	100.0	100.0	80.8
N		7276	1508	1599	1576	1535	1396	1294	1370	1051	1031	1205	1230	22071

\*\*\* Keyword: Labor Union

**Table 979 Stubbornness of the Korean labor union (year 2006)**

[Questionnaire] How moderate or stubborn do you think labor unions are in South Korea?

[VAR] UNION06

RESPONSE	PUNCH	03-07	2008	2009	2010	2011	2012	2013	2014	2016	2018	2021	2023	TOTAL
Very moderate	1	0.8	2.8	1.6	-	1.9	-	1.6	-	-	-	-	-	0.8
Somewhat moderate	2	5.3	11.8	11.3	-	17.1	-	16.1	-	-	-	-	-	5.5
Neither moderate nor stubborn	3	8.9	24.0	21.1	-	23.5	-	29.7	-	-	-	-	-	9.5
Somewhat stubborn	4	16.1	39.1	37.7	-	36.2	-	30.9	-	-	-	-	-	15.0
Very stubborn	5	8.0	18.2	19.3	-	11.1	-	11.1	-	-	-	-	-	6.7
DK/NA	-8	2.6	4.1	8.9	-	10.1	-	10.7	-	-	-	-	-	3.1
IAP	-1	58.3	0.0	0.0	100.0	0.0	100.0	0.0	100.0	100.0	100.0	100.0	100.0	59.4
N		7276	1508	1599	1576	1535	1396	1294	1370	1051	1031	1205	1230	22071

\*\*\* Keyword: Labor Union



**Table 980 Necessity of labor unions in Korea**

[Questionnaire] How much the labor union is needed in Korea?

[VAR] NECLABOR

RESPONSE	PUNCH	03-07	2008	2009	2010	2011	2012	2013	2014	2016	2018	2021	2023	TOTAL
Not needed at all	1	-	-	-	-	-	-	2.6	-	-	-	-	-	0.1
Not so needed	2	-	-	-	-	-	-	5.3	-	-	-	-	-	0.3
Neither/nor	3	-	-	-	-	-	-	19.6	-	-	-	-	-	1.2
Somewhat needed	4	-	-	-	-	-	-	51.2	-	-	-	-	-	3.0
Needed a lot	5	-	-	-	-	-	-	17.2	-	-	-	-	-	1.0
DK/NA	-8	-	-	-	-	-	-	4.2	-	-	-	-	-	0.2
IAP	-1	100.0	100.0	100.0	100.0	100.0	100.0	0.0	100.0	100.0	100.0	100.0	100.0	94.1
N		7276	1508	1599	1576	1535	1396	1294	1370	1051	1031	1205	1230	22071

\*\*\* Keyword: Labor Union

**Table 981 How labor unions are running in Korea**

[Questionnaire] What do you think about the way labor unions are run in Korea?

[VAR] LABORUNI

RESPONSE	PUNCH	03-07	2008	2009	2010	2011	2012	2013	2014	2016	2018	2021	2023	TOTAL
They are run in a way to protect the practical interests of ordinary workers	1	-	-	-	-	-	-	28.7	-	-	-	-	-	1.7
They are run in a way to protect the executive union leaders or only some of the workers	2	-	-	-	-	-	-	55.7	-	-	-	-	-	3.3
DK/NA	-8	-	-	-	-	-	-	15.6	-	-	-	-	-	0.9
IAP	-1	100.0	100.0	100.0	100.0	100.0	100.0	0.0	100.0	100.0	100.0	100.0	100.0	94.1
N		7276	1508	1599	1576	1535	1396	1294	1370	1051	1031	1205	1230	22071

\* SHOW CARD

\*\*\* Keyword: Labor Union

**Table 982 Agree or disagree: workers with higher ability should be better rewarded than those with seniority**

[Questionnaire] Please tell me how much you agree or disagree with each of the following statements... Workers with higher ability and performance should be better rewarded than those with seniority.

[VAR] ACHIEVE

RESPONSE	PUNCH	03-07	2008	2009	2010	2011	2012	2013	2014	2016	2018	2021	2023	TOTAL
Strongly agree	1	6.7	-	-	-	-	-	-	-	-	-	-	-	2.2
Agree	2	9.8	-	-	-	-	-	-	-	-	-	-	-	3.2
Neither agree nor disagree	3	2.7	-	-	-	-	-	-	-	-	-	-	-	0.9
Disagree	4	2.1	-	-	-	-	-	-	-	-	-	-	-	0.7
Strongly disagree	5	0.4	-	-	-	-	-	-	-	-	-	-	-	0.1
DK/NA	-8	0.4	-	-	-	-	-	-	-	-	-	-	-	0.1
IAP	-1	77.8	100.0	100.0	100.0	100.0	100.0	100.0	100.0	100.0	100.0	100.0	100.0	92.7
N		7276	1508	1599	1576	1535	1396	1294	1370	1051	1031	1205	1230	22071

\*\*\* Keyword: Achievement, The Pros and Cons

**Table 983 Agree or disagree: workers' nationality is not an important criterion**

[Questionnaire] Please tell me how much you agree or disagree with each of the following statements... Worker' nationality is not an important criterion in hiring workers.

[VAR] NATIONAL

RESPONSE	PUNCH	03-07	2008	2009	2010	2011	2012	2013	2014	2016	2018	2021	2023	TOTAL
Strongly agree	1	4.9	-	-	-	-	-	-	-	-	-	-	-	1.6
Agree	2	6.8	-	-	-	-	-	-	-	-	-	-	-	2.2
Neither agree nor disagree	3	3.9	-	-	-	-	-	-	-	-	-	-	-	1.3
Disagree	4	4.5	-	-	-	-	-	-	-	-	-	-	-	1.5
Strongly disagree	5	1.6	-	-	-	-	-	-	-	-	-	-	-	0.5
DK/NA	-8	0.6	-	-	-	-	-	-	-	-	-	-	-	0.2
IAP	-1	77.8	100.0	100.0	100.0	100.0	100.0	100.0	100.0	100.0	100.0	100.0	100.0	92.7
N		7276	1508	1599	1576	1535	1396	1294	1370	1051	1031	1205	1230	22071

\*\*\* Keyword: Citizenship

**Table 984 Prospect on the economic situation in South Korea**

[Questionnaire] Do you think the economic conditions in South Korea will be much better, somewhat better, about the same, somewhat worse, or much worse?

[VAR] ECOPROS

RESPONSE	PUNCH	03-07	2008	2009	2010	2011	2012	2013	2014	2016	2018	2021	2023	TOTAL
Much better	1	4.9	5.8	6.3	14.8	9.6	6.9	6.0	4.5	-	-	-	-	5.2
Somewhat better	2	43.6	38.3	55.3	51.8	49.1	35.9	44.0	37.9	-	-	-	-	35.3
About the same	3	24.6	20.0	21.8	21.0	21.4	27.4	27.0	30.1	-	-	-	-	19.2
Somewhat worse	4	20.5	30.5	12.7	9.3	14.3	23.8	17.9	24.1	-	-	-	-	15.5
Much worse	5	3.0	4.2	1.8	0.8	2.5	3.2	3.2	3.2	-	-	-	-	2.2
DK/NA	-8	3.3	1.3	2.1	2.3	3.1	2.9	2.0	0.2	-	-	-	-	2.0
IAP	-1	0.0	0.0	0.0	0.0	0.0	0.0	0.0	0.0	100.0	100.0	100.0	100.0	20.5
N		7276	1508	1599	1576	1535	1396	1294	1370	1051	1031	1205	1230	22071

\*\*\* Keyword: South Korea's Economy



**Table 985 Satisfaction on the current economic state of Korea**

[Questionnaire] How satisfied are you with the current state of economy in South Korea?

[VAR] SATECO

RESPONSE	PUNCH	03-07	2008	2009	2010	2011	2012	2013	2014	2016	2018	2021	2023	TOTAL
Very satisfied	1	0.8	0.8	-	-	2.5	2.3	2.2	2.3	-	-	-	-	0.9
Somewhat satisfied	2	12.4	12.9	-	-	24.9	19.7	24.7	20.3	-	-	-	-	10.7
Neither satisfied nor dissatisfied	3	18.3	19.4	-	-	21.9	24.6	26.9	26.5	-	-	-	-	13.7
Somewhat dissatisfied	4	39.3	40.6	-	-	34.9	38.4	34.9	37.9	-	-	-	-	25.0
Very dissatisfied	5	27.8	25.2	-	-	13.7	14.2	10.0	12.9	-	-	-	-	14.1
DK/NA	-8	1.3	1.1	-	-	2.0	0.8	1.2	0.0	-	-	-	-	0.8
IAP	-1	0.0	0.0	100.0	100.0	0.0	0.0	0.0	0.0	100.0	100.0	100.0	100.0	34.8
N		7276	1508	1599	1576	1535	1396	1294	1370	1051	1031	1205	1230	22071

\*\* 2003, 2004 Questionnaire: How satisfied are you with the present state of the economy in South Korea?

\*\*\* Keyword: South Korea's Economy, Satisfaction

**Table 986 Occupations that are artists: Novelist**

[Questionnaire] From the list of occupations presented below, please the select all that you consider to be artists...

Novelist

[VAR] ARTOCC01

RESPONSE	PUNCH	03-07	2008	2009	2010	2011	2012	2013	2014	2016	2018	2021	2023	TOTAL
No	0	8.2	-	-	-	-	-	-	-	-	-	-	-	2.7
Yes	1	11.4	-	-	-	-	-	-	-	-	-	-	-	3.8
IAP	-1	80.3	100.0	100.0	100.0	100.0	100.0	100.0	100.0	100.0	100.0	100.0	100.0	93.5
N		7276	1508	1599	1576	1535	1396	1294	1370	1051	1031	1205	1230	22071

\* SHOW CARD

\*\*\* Keyword: Occupation

**Table 987 Occupations that are artists: Korean traditional percussion quartet**

[Questionnaire] From the list of occupations presented below, please the select all that you consider to be artists...

Korean traditional percussion quartet

[VAR] ARTOCC02

RESPONSE	PUNCH	03-07	2008	2009	2010	2011	2012	2013	2014	2016	2018	2021	2023	TOTAL
No	0	9.7	-	-	-	-	-	-	-	-	-	-	-	3.2
Yes	1	9.9	-	-	-	-	-	-	-	-	-	-	-	3.3
IAP	-1	80.3	100.0	100.0	100.0	100.0	100.0	100.0	100.0	100.0	100.0	100.0	100.0	93.5
N		7276	1508	1599	1576	1535	1396	1294	1370	1051	1031	1205	1230	22071

\* SHOW CARD

\*\*\* Keyword: Occupation

**Table 988 Occupations that are artists: Fashion designer**

[Questionnaire] From the list of occupations presented below, please the select all that you consider to be artists...

Clothing designer

[VAR] ARTOCC03

RESPONSE	PUNCH	03-07	2008	2009	2010	2011	2012	2013	2014	2016	2018	2021	2023	TOTAL
No	0	9.0	-	-	-	-	-	-	-	-	-	-	-	3.0
Yes	1	10.6	-	-	-	-	-	-	-	-	-	-	-	3.5
IAP	-1	80.3	100.0	100.0	100.0	100.0	100.0	100.0	100.0	100.0	100.0	100.0	100.0	93.5
N		7276	1508	1599	1576	1535	1396	1294	1370	1051	1031	1205	1230	22071

\* SHOW CARD

\*\*\* Keyword: Occupation

**Table 989 Occupations that are artists: Photographer**

[Questionnaire] From the list of occupations presented below, please the select all that you consider to be artists...

Photographer

[VAR] ARTOCC04

RESPONSE	PUNCH	03-07	2008	2009	2010	2011	2012	2013	2014	2016	2018	2021	2023	TOTAL
No	0	8.0	-	-	-	-	-	-	-	-	-	-	-	2.6
Yes	1	11.7	-	-	-	-	-	-	-	-	-	-	-	3.9
IAP	-1	80.3	100.0	100.0	100.0	100.0	100.0	100.0	100.0	100.0	100.0	100.0	100.0	93.5
N		7276	1508	1599	1576	1535	1396	1294	1370	1051	1031	1205	1230	22071

\* SHOW CARD

\*\*\* Keyword: Occupation

**Table 990 Occupations that are artists: Librarian**

[Questionnaire] From the list of occupations presented below, please the select all that you consider to be artists...

Librarian

[VAR] ARTOCC05

RESPONSE	PUNCH	03-07	2008	2009	2010	2011	2012	2013	2014	2016	2018	2021	2023	TOTAL
No	0	19.0	-	-	-	-	-	-	-	-	-	-	-	6.3
Yes	1	0.6	-	-	-	-	-	-	-	-	-	-	-	0.2
IAP	-1	80.3	100.0	100.0	100.0	100.0	100.0	100.0	100.0	100.0	100.0	100.0	100.0	93.5
N		7276	1508	1599	1576	1535	1396	1294	1370	1051	1031	1205	1230	22071

\* SHOW CARD

\*\*\* Keyword: Occupation



**Table 991 Occupations that are artists: Craftsman**

[Questionnaire] From the list of occupations presented below, please the select all that you consider to be artists...

Craftsman

[VAR] ARTOCC06

RESPONSE	PUNCH	03-07	2008	2009	2010	2011	2012	2013	2014	2016	2018	2021	2023	TOTAL
No	0	3.7	-	-	-	-	-	-	-	-	-	-	-	1.2
Yes	1	15.9	-	-	-	-	-	-	-	-	-	-	-	5.3
IAP	-1	80.3	100.0	100.0	100.0	100.0	100.0	100.0	100.0	100.0	100.0	100.0	100.0	93.5
N		7276	1508	1599	1576	1535	1396	1294	1370	1051	1031	1205	1230	22071

\* SHOW CARD

\*\*\* Keyword: Occupation

**Table 992 Occupations that are artists: Announcer**

[Questionnaire] From the list of occupations presented below, please the select all that you consider to be artists...

Announcer

[VAR] ARTOCC07

RESPONSE	PUNCH	03-07	2008	2009	2010	2011	2012	2013	2014	2016	2018	2021	2023	TOTAL
No	0	18.3	-	-	-	-	-	-	-	-	-	-	-	6.0
Yes	1	1.3	-	-	-	-	-	-	-	-	-	-	-	0.4
IAP	-1	80.3	100.0	100.0	100.0	100.0	100.0	100.0	100.0	100.0	100.0	100.0	100.0	93.5
N		7276	1508	1599	1576	1535	1396	1294	1370	1051	1031	1205	1230	22071

\* SHOW CARD

\*\*\* Keyword: Occupation

**Table 993 Occupations that are artists: Pop singer**

[Questionnaire] From the list of occupations presented below, please the select all that you consider to be artists... Pop singer

[VAR] ARTOCC08

RESPONSE	PUNCH	03-07	2008	2009	2010	2011	2012	2013	2014	2016	2018	2021	2023	TOTAL
No	0	14.1	-	-	-	-	-	-	-	-	-	-	-	4.7
Yes	1	5.5	-	-	-	-	-	-	-	-	-	-	-	1.8
IAP	-1	80.3	100.0	100.0	100.0	100.0	100.0	100.0	100.0	100.0	100.0	100.0	100.0	93.5
N		7276	1508	1599	1576	1535	1396	1294	1370	1051	1031	1205	1230	22071

\* SHOW CARD

\*\*\* Keyword: Occupation

**Table 994 Occupations that are artists: Sound equipment operator**

[Questionnaire] From the list of occupations presented below, please the select all that you consider to be artists... Sound equipment operator

[VAR] ARTOCC09

RESPONSE	PUNCH	03-07	2008	2009	2010	2011	2012	2013	2014	2016	2018	2021	2023	TOTAL
No	0	15.5	-	-	-	-	-	-	-	-	-	-	-	5.1
Yes	1	4.2	-	-	-	-	-	-	-	-	-	-	-	1.4
IAP	-1	80.3	100.0	100.0	100.0	100.0	100.0	100.0	100.0	100.0	100.0	100.0	100.0	93.5
N		7276	1508	1599	1576	1535	1396	1294	1370	1051	1031	1205	1230	22071

\* SHOW CARD

\*\*\* Keyword: Occupation

**Table 995 Occupations that are artists: TV drama producer**

[Questionnaire] From the list of occupations presented below, please the select all that you consider to be artists... TV drama producer

[VAR] ARTOCC10

RESPONSE	PUNCH	03-07	2008	2009	2010	2011	2012	2013	2014	2016	2018	2021	2023	TOTAL
No	0	15.5	-	-	-	-	-	-	-	-	-	-	-	5.1
Yes	1	4.2	-	-	-	-	-	-	-	-	-	-	-	1.4
IAP	-1	80.3	100.0	100.0	100.0	100.0	100.0	100.0	100.0	100.0	100.0	100.0	100.0	93.5
N		7276	1508	1599	1576	1535	1396	1294	1370	1051	1031	1205	1230	22071

\* SHOW CARD

\*\*\* Keyword: Occupation, TV drama

**Table 996 Occupations that are artists: Computer graphics designer**

[Questionnaire] From the list of occupations presented below, please the select all that you consider to be artists...

Computer graphic designer

[VAR] ARTOCC11

RESPONSE	PUNCH	03-07	2008	2009	2010	2011	2012	2013	2014	2016	2018	2021	2023	TOTAL
No	0	14.6	-	-	-	-	-	-	-	-	-	-	-	4.8
Yes	1	5.1	-	-	-	-	-	-	-	-	-	-	-	1.7
IAP	-1	80.3	100.0	100.0	100.0	100.0	100.0	100.0	100.0	100.0	100.0	100.0	100.0	93.5
N		7276	1508	1599	1576	1535	1396	1294	1370	1051	1031	1205	1230	22071

\* SHOW CARD

\*\*\* Keyword: Occupation

**Table 997 Occupations that are artists: Performing arts and entertainment planner**

[Questionnaire] From the list of occupations presented below, please the select all that you consider to be artists...

Performing arts and entertainment planner

[VAR] ARTOCC12

RESPONSE	PUNCH	03-07	2008	2009	2010	2011	2012	2013	2014	2016	2018	2021	2023	TOTAL
No	0	12.9	-	-	-	-	-	-	-	-	-	-	-	4.2
Yes	1	6.8	-	-	-	-	-	-	-	-	-	-	-	2.2
IAP	-1	80.3	100.0	100.0	100.0	100.0	100.0	100.0	100.0	100.0	100.0	100.0	100.0	93.5
N		7276	1508	1599	1576	1535	1396	1294	1370	1051	1031	1205	1230	22071

\* SHOW CARD

\*\*\* Keyword: Occupation



**Table 998 Opinions about arts: the arts are artists' subjective expression of social reality**

[Questionnaire] How strongly do you agree or disagree on the following statements about the arts?... The arts are artists' subjective expression of social reality

[VAR] ARTCNCP1

RESPONSE	PUNCH	03-07	2008	2009	2010	2011	2012	2013	2014	2016	2018	2021	2023	TOTAL
Strongly agree	1	4.2	-	-	-	-	-	-	-	-	-	-	-	1.4
Somewhat agree	2	10.7	-	-	-	-	-	-	-	-	-	-	-	3.5
Neither agree nor disagree	3	3.6	-	-	-	-	-	-	-	-	-	-	-	1.2
Somewhat disagree	4	0.8	-	-	-	-	-	-	-	-	-	-	-	0.3
Strongly disagree	5	0.1	-	-	-	-	-	-	-	-	-	-	-	0.0
DK/NA	-8	0.2	-	-	-	-	-	-	-	-	-	-	-	0.0
IAP	-1	80.3	100.0	100.0	100.0	100.0	100.0	100.0	100.0	100.0	100.0	100.0	100.0	93.5
N		7276	1508	1599	1576	1535	1396	1294	1370	1051	1031	1205	1230	22071

\* SHOW CARD

\*\*\* Keyword: Art

**Table 999 Opinions about arts: the arts are aesthetic sublimation of artists' inner world**

[Questionnaire] How strongly do you agree or disagree on the following statements about the arts?... The arts are aesthetic sublimation of artists' inner world

[VAR] ARTCNCP2

RESPONSE	PUNCH	03-07	2008	2009	2010	2011	2012	2013	2014	2016	2018	2021	2023	TOTAL
Strongly agree	1	4.9	-	-	-	-	-	-	-	-	-	-	-	1.6
Somewhat agree	2	10.5	-	-	-	-	-	-	-	-	-	-	-	3.5
Neither agree nor disagree	3	3.4	-	-	-	-	-	-	-	-	-	-	-	1.1
Somewhat disagree	4	0.6	-	-	-	-	-	-	-	-	-	-	-	0.2
Strongly disagree	5	0.1	-	-	-	-	-	-	-	-	-	-	-	0.0
DK/NA	-8	0.2	-	-	-	-	-	-	-	-	-	-	-	0.1
IAP	-1	80.3	100.0	100.0	100.0	100.0	100.0	100.0	100.0	100.0	100.0	100.0	100.0	93.5
N		7276	1508	1599	1576	1535	1396	1294	1370	1051	1031	1205	1230	22071

\* SHOW CARD

\*\*\* Keyword: Art

**Table 1000 Opinions about arts: artistic creation requires cooperation of many people**

[Questionnaire] How strongly do you agree or disagree on the following statements about the arts?... Artistic creation requires cooperation of many people

[VAR] ARTCNCP3

RESPONSE	PUNCH	03-07	2008	2009	2010	2011	2012	2013	2014	2016	2018	2021	2023	TOTAL
Strongly agree	1	4.0	-	-	-	-	-	-	-	-	-	-	-	1.3
Somewhat agree	2	7.8	-	-	-	-	-	-	-	-	-	-	-	2.6
Neither agree nor disagree	3	5.4	-	-	-	-	-	-	-	-	-	-	-	1.8
Somewhat disagree	4	2.0	-	-	-	-	-	-	-	-	-	-	-	0.7
Strongly disagree	5	0.3	-	-	-	-	-	-	-	-	-	-	-	0.1
DK/NA	-8	0.2	-	-	-	-	-	-	-	-	-	-	-	0.1
IAP	-1	80.3	100.0	100.0	100.0	100.0	100.0	100.0	100.0	100.0	100.0	100.0	100.0	93.5
N		7276	1508	1599	1576	1535	1396	1294	1370	1051	1031	1205	1230	22071

\* SHOW CARD

\*\*\* Keyword: Art

**Table 1001 Opinions about arts: the criteria that distinguish between great and mediocre arts are absolute across time and space**

[Questionnaire] How strongly do you agree or disagree on the following statements about the arts?... The criteria that distinguish between great and mediocre arts are absolute across time and space

[VAR] ARTCNCP4

RESPONSE	PUNCH	03-07	2008	2009	2010	2011	2012	2013	2014	2016	2018	2021	2023	TOTAL
Strongly agree	1	3.2	-	-	-	-	-	-	-	-	-	-	-	1.1
Somewhat agree	2	5.6	-	-	-	-	-	-	-	-	-	-	-	1.9
Neither agree nor disagree	3	5.8	-	-	-	-	-	-	-	-	-	-	-	1.9
Somewhat disagree	4	3.6	-	-	-	-	-	-	-	-	-	-	-	1.2
Strongly disagree	5	1.3	-	-	-	-	-	-	-	-	-	-	-	0.4
DK/NA	-8	0.2	-	-	-	-	-	-	-	-	-	-	-	0.1
IAP	-1	80.3	100.0	100.0	100.0	100.0	100.0	100.0	100.0	100.0	100.0	100.0	100.0	93.5
N		7276	1508	1599	1576	1535	1396	1294	1370	1051	1031	1205	1230	22071

\* SHOW CARD

\*\*\* Keyword: Art

**Table 1002 Social functions of the arts: help refine people's sentiment and stabilize society**

[Questionnaire] The followings are social functions of the arts. How important do you think each of them is?... The arts help refine people's sentiment and stabilize society

[VAR] ARTFUNC1

RESPONSE	PUNCH	03-07	2008	2009	2010	2011	2012	2013	2014	2016	2018	2021	2023	TOTAL
Very important	1	6.3	-	-	-	-	-	-	-	-	-	-	-	2.1
Somewhat important	2	10.9	-	-	-	-	-	-	-	-	-	-	-	3.6
Not so important	3	1.6	-	-	-	-	-	-	-	-	-	-	-	0.5
Not important at all	4	0.1	-	-	-	-	-	-	-	-	-	-	-	0.0
DK/NA	-8	0.7	-	-	-	-	-	-	-	-	-	-	-	0.2
IAP	-1	80.3	100.0	100.0	100.0	100.0	100.0	100.0	100.0	100.0	100.0	100.0	100.0	93.5
N		7276	1508	1599	1576	1535	1396	1294	1370	1051	1031	1205	1230	22071

\* SHOW CARD

\*\*\* Keyword: Art



**Table 1003 Social functions of the arts: help create new values and advance the aesthetic level of society**

[Questionnaire] The followings are social functions of the arts. How important do you think each of them is?... The arts help create new values and advance the aesthetic level of society

[VAR] ARTFUNC2

RESPONSE	PUNCH	03-07	2008	2009	2010	2011	2012	2013	2014	2016	2018	2021	2023	TOTAL
Very important	1	6.5	-	-	-	-	-	-	-	-	-	-	-	2.1
Somewhat important	2	10.3	-	-	-	-	-	-	-	-	-	-	-	3.4
Not so important	3	1.9	-	-	-	-	-	-	-	-	-	-	-	0.6
Not important at all	4	0.1	-	-	-	-	-	-	-	-	-	-	-	0.0
DK/NA	-8	0.8	-	-	-	-	-	-	-	-	-	-	-	0.3
IAP	-1	80.3	100.0	100.0	100.0	100.0	100.0	100.0	100.0	100.0	100.0	100.0	100.0	93.5
N		7276	1508	1599	1576	1535	1396	1294	1370	1051	1031	1205	1230	22071

\* SHOW CARD

\*\*\* Keyword: Art

**Table 1004 Social functions of the arts: help reveal and criticize social contradictions**

[Questionnaire] The followings are social functions of the arts. How important do you think each of them is?... The arts help reveal and criticize social contradictions

[VAR] ARTFUNC3

RESPONSE	PUNCH	03-07	2008	2009	2010	2011	2012	2013	2014	2016	2018	2021	2023	TOTAL
Very important	1	3.7	-	-	-	-	-	-	-	-	-	-	-	1.2
Somewhat important	2	9.1	-	-	-	-	-	-	-	-	-	-	-	3.0
Not so important	3	5.2	-	-	-	-	-	-	-	-	-	-	-	1.7
Not important at all	4	0.8	-	-	-	-	-	-	-	-	-	-	-	0.3
DK/NA	-8	0.9	-	-	-	-	-	-	-	-	-	-	-	0.3
IAP	-1	80.3	100.0	100.0	100.0	100.0	100.0	100.0	100.0	100.0	100.0	100.0	100.0	93.5
N		7276	1508	1599	1576	1535	1396	1294	1370	1051	1031	1205	1230	22071

\* SHOW CARD

\*\*\* Keyword: Art

**Table 1005 Social functions of the arts: help raise tolerance towards other people and cultures**

[Questionnaire] The followings are social functions of the arts. How important do you think each of them is?... The arts help raise tolerance towards other people and cultures

[VAR] ARTFUNC4

RESPONSE	PUNCH	03-07	2008	2009	2010	2011	2012	2013	2014	2016	2018	2021	2023	TOTAL
Very important	1	4.7	-	-	-	-	-	-	-	-	-	-	-	1.5
Somewhat important	2	10.3	-	-	-	-	-	-	-	-	-	-	-	3.4
Not so important	3	3.5	-	-	-	-	-	-	-	-	-	-	-	1.2
Not important at all	4	0.2	-	-	-	-	-	-	-	-	-	-	-	0.1
DK/NA	-8	0.9	-	-	-	-	-	-	-	-	-	-	-	0.3
IAP	-1	80.3	100.0	100.0	100.0	100.0	100.0	100.0	100.0	100.0	100.0	100.0	100.0	93.5
N		7276	1508	1599	1576	1535	1396	1294	1370	1051	1031	1205	1230	22071

\* SHOW CARD

\*\*\* Keyword: Art

**Table 1006 Social functions of the arts: contribute to regional economic growth**

[Questionnaire] The followings are social functions of the arts. How important do you think each of them is?... The arts contribute to regional economic growth.

[VAR] ARTFUNC5

RESPONSE	PUNCH	03-07	2008	2009	2010	2011	2012	2013	2014	2016	2018	2021	2023	TOTAL
Very important	1	3.3	-	-	-	-	-	-	-	-	-	-	-	1.1
Somewhat important	2	7.9	-	-	-	-	-	-	-	-	-	-	-	2.6
Not so important	3	6.5	-	-	-	-	-	-	-	-	-	-	-	2.1
Not important at all	4	1.1	-	-	-	-	-	-	-	-	-	-	-	0.4
DK/NA	-8	0.8	-	-	-	-	-	-	-	-	-	-	-	0.3
IAP	-1	80.3	100.0	100.0	100.0	100.0	100.0	100.0	100.0	100.0	100.0	100.0	100.0	93.5
N		7276	1508	1599	1576	1535	1396	1294	1370	1051	1031	1205	1230	22071

\* SHOW CARD

\*\*\* Keyword: Art

**Table 1007 Opinion on mass culture: culture is generally classified into high and low culture**

[Questionnaire] How strongly do you agree or disagree on the following statements about mass culture?... Culture is generally classified into high and low culture

[VAR] POPCNCP1

RESPONSE	PUNCH	03-07	2008	2009	2010	2011	2012	2013	2014	2016	2018	2021	2023	TOTAL
Strongly agree	1	2.3	-	-	-	-	-	-	-	-	-	-	-	0.8
Somewhat agree	2	7.5	-	-	-	-	-	-	-	-	-	-	-	2.5
Neither agree nor disagree	3	5.7	-	-	-	-	-	-	-	-	-	-	-	1.9
Somewhat disagree	4	2.9	-	-	-	-	-	-	-	-	-	-	-	0.9
Strongly disagree	5	1.1	-	-	-	-	-	-	-	-	-	-	-	0.4
DK/NA	-8	0.2	-	-	-	-	-	-	-	-	-	-	-	0.0
IAP	-1	80.3	100.0	100.0	100.0	100.0	100.0	100.0	100.0	100.0	100.0	100.0	100.0	93.5
N		7276	1508	1599	1576	1535	1396	1294	1370	1051	1031	1205	1230	22071

\* SHOW CARD



**Table 1008 Opinion on mass culture: mass culture is neither good nor bad; it should be regarded as a matter of personal taste**

[Questionnaire] How strongly do you agree or disagree on the following statements about mass culture?... Mass culture is neither good nor bad; it should be regarded as a matter of personal taste

[VAR] POPCNC2

RESPONSE	PUNCH	03-07	2008	2009	2010	2011	2012	2013	2014	2016	2018	2021	2023	TOTAL
Strongly agree	1	5.8	-	-	-	-	-	-	-	-	-	-	-	1.9
Somewhat agree	2	9.2	-	-	-	-	-	-	-	-	-	-	-	3.0
Neither agree nor disagree	3	3.2	-	-	-	-	-	-	-	-	-	-	-	1.1
Somewhat disagree	4	1.0	-	-	-	-	-	-	-	-	-	-	-	0.3
Strongly disagree	5	0.2	-	-	-	-	-	-	-	-	-	-	-	0.1
DK/NA	-8	0.2	-	-	-	-	-	-	-	-	-	-	-	0.0
IAP	-1	80.3	100.0	100.0	100.0	100.0	100.0	100.0	100.0	100.0	100.0	100.0	100.0	93.5
N		7276	1508	1599	1576	1535	1396	1294	1370	1051	1031	1205	1230	22071

\* SHOW CARD

**Table 1009 Opinion on mass culture: If mass culture develops too much, it deteriorates the quality of culture as a whole**

[Questionnaire] How strongly do you agree or disagree on the following statements about mass culture?... If mass culture develops too much, it deteriorates the quality of culture as a whole

[VAR] POPCNC3

RESPONSE	PUNCH	03-07	2008	2009	2010	2011	2012	2013	2014	2016	2018	2021	2023	TOTAL
Strongly agree	1	1.3	-	-	-	-	-	-	-	-	-	-	-	0.4
Somewhat agree	2	4.7	-	-	-	-	-	-	-	-	-	-	-	1.5
Neither agree nor disagree	3	6.8	-	-	-	-	-	-	-	-	-	-	-	2.2
Somewhat disagree	4	5.2	-	-	-	-	-	-	-	-	-	-	-	1.7
Strongly disagree	5	1.5	-	-	-	-	-	-	-	-	-	-	-	0.5
DK/NA	-8	0.2	-	-	-	-	-	-	-	-	-	-	-	0.1
IAP	-1	80.3	100.0	100.0	100.0	100.0	100.0	100.0	100.0	100.0	100.0	100.0	100.0	93.5
N		7276	1508	1599	1576	1535	1396	1294	1370	1051	1031	1205	1230	22071

\* SHOW CARD

**Table 1010 Opinion on popular culture: the government should support the arts and culture**

[Questionnaire] How strongly do you agree or disagree on the following statements about popular culture?... The government should support the arts and culture with public fund such as tax

[VAR] ARCUPOL1

RESPONSE	PUNCH	03-07	2008	2009	2010	2011	2012	2013	2014	2016	2018	2021	2023	TOTAL
Strongly agree	1	4.1	-	-	-	-	-	-	-	-	-	-	-	1.3
Somewhat agree	2	10.1	-	-	-	-	-	-	-	-	-	-	-	3.3
Neither agree nor disagree	3	3.4	-	-	-	-	-	-	-	-	-	-	-	1.1
Somewhat disagree	4	1.5	-	-	-	-	-	-	-	-	-	-	-	0.5
Strongly disagree	5	0.5	-	-	-	-	-	-	-	-	-	-	-	0.2
DK/NA	-8	0.1	-	-	-	-	-	-	-	-	-	-	-	0.0
IAP	-1	80.3	100.0	100.0	100.0	100.0	100.0	100.0	100.0	100.0	100.0	100.0	100.0	93.5
N		7276	1508	1599	1576	1535	1396	1294	1370	1051	1031	1205	1230	22071

\* SHOW CARD

\*\*\* Keyword: Government, Tax, Art

**Table 1011 Opinion on popular culture: foreign arts and culture help advance Korean arts**

[Questionnaire] How strongly do you agree or disagree on the following statements about popular culture?... Foreign arts and culture help advance Korean arts

[VAR] ARCUPOL2

RESPONSE	PUNCH	03-07	2008	2009	2010	2011	2012	2013	2014	2016	2018	2021	2023	TOTAL
Strongly agree	1	2.9	-	-	-	-	-	-	-	-	-	-	-	1.0
Somewhat agree	2	10.5	-	-	-	-	-	-	-	-	-	-	-	3.5
Neither agree nor disagree	3	4.5	-	-	-	-	-	-	-	-	-	-	-	1.5
Somewhat disagree	4	1.4	-	-	-	-	-	-	-	-	-	-	-	0.5
Strongly disagree	5	0.2	-	-	-	-	-	-	-	-	-	-	-	0.1
DK/NA	-8	0.1	-	-	-	-	-	-	-	-	-	-	-	0.0
IAP	-1	80.3	100.0	100.0	100.0	100.0	100.0	100.0	100.0	100.0	100.0	100.0	100.0	93.5
N		7276	1508	1599	1576	1535	1396	1294	1370	1051	1031	1205	1230	22071

\* SHOW CARD

\*\*\* Keyword: Art

**Table 1012 Opinion on popular culture: the government should support the economically disadvantaged students for their cultural and artistic experience**

[Questionnaire] How strongly do you agree or disagree on the following statements about popular culture?... The government should support the economically disadvantaged students for their cultural and artistic experience

[VAR] ARCUPOL3

RESPONSE	PUNCH	03-07	2008	2009	2010	2011	2012	2013	2014	2016	2018	2021	2023	TOTAL
Strongly agree	1	9.4	-	-	-	-	-	-	-	-	-	-	-	3.1
Somewhat agree	2	8.3	-	-	-	-	-	-	-	-	-	-	-	2.7
Neither agree nor disagree	3	1.5	-	-	-	-	-	-	-	-	-	-	-	0.5
Somewhat disagree	4	0.3	-	-	-	-	-	-	-	-	-	-	-	0.1
Strongly disagree	5	0.0	-	-	-	-	-	-	-	-	-	-	-	0.0
DK/NA	-8	0.1	-	-	-	-	-	-	-	-	-	-	-	0.0
IAP	-1	80.3	100.0	100.0	100.0	100.0	100.0	100.0	100.0	100.0	100.0	100.0	100.0	93.5
N		7276	1508	1599	1576	1535	1396	1294	1370	1051	1031	1205	1230	22071

\* SHOW CARD

\*\*\* Keyword: Art



**Table 1013 Opinion on popular culture: free exchange of music or movie files through the Internet is of great help for many people**

[Questionnaire] How strongly do you agree or disagree on the following statements about popular culture?... Free exchange of music or movie files through the Internet is of great help for many people to enjoy the arts and culture  
[VAR] ARCUPOL4

RESPONSE	PUNCH	03-07	2008	2009	2010	2011	2012	2013	2014	2016	2018	2021	2023	TOTAL
Strongly agree	1	4.3	-	-	-	-	-	-	-	-	-	-	-	1.4
Somewhat agree	2	7.8	-	-	-	-	-	-	-	-	-	-	-	2.6
Neither agree nor disagree	3	4.9	-	-	-	-	-	-	-	-	-	-	-	1.6
Somewhat disagree	4	1.9	-	-	-	-	-	-	-	-	-	-	-	0.6
Strongly disagree	5	0.7	-	-	-	-	-	-	-	-	-	-	-	0.2
DK/NA	-8	0.2	-	-	-	-	-	-	-	-	-	-	-	0.1
IAP	-1	80.3	100.0	100.0	100.0	100.0	100.0	100.0	100.0	100.0	100.0	100.0	100.0	93.5
N		7276	1508	1599	1576	1535	1396	1294	1370	1051	1031	1205	1230	22071

\* SHOW CARD

\*\*\* Keyword: Movie, Internet, Art

**Table 1014 Opinion on popular culture: there should be more TV programs which deal with serious arts(such as classical music, fine arts, play, literature, etc.)**

[Questionnaire] How strongly do you agree or disagree on the following statements about popular culture?... There should be more TV programs which deal with serious arts(such as classical music, fine arts, play, literature, etc) than are currently available

[VAR] ARCUPOL5

RESPONSE	PUNCH	03-07	2008	2009	2010	2011	2012	2013	2014	2016	2018	2021	2023	TOTAL
Strongly agree	1	3.7	-	-	-	-	-	-	-	-	-	-	-	1.2
Somewhat agree	2	7.1	-	-	-	-	-	-	-	-	-	-	-	2.3
Neither agree nor disagree	3	7.4	-	-	-	-	-	-	-	-	-	-	-	2.4
Somewhat disagree	4	1.2	-	-	-	-	-	-	-	-	-	-	-	0.4
Strongly disagree	5	0.1	-	-	-	-	-	-	-	-	-	-	-	0.0
DK/NA	-8	0.2	-	-	-	-	-	-	-	-	-	-	-	0.0
IAP	-1	80.3	100.0	100.0	100.0	100.0	100.0	100.0	100.0	100.0	100.0	100.0	100.0	93.5
N		7276	1508	1599	1576	1535	1396	1294	1370	1051	1031	1205	1230	22071

\* SHOW CARD

\*\*\* Keyword: Classical Music, Play, Art

**Table 1015 Favorite cultural activity**

[Questionnaire] Which of the following cultural activities do you like most? And which do you like next most?... The cultural activity you like most

[VAR] CULFAV1

RESPONSE	PUNCH	03-07	2008	2009	2010	2011	2012	2013	2014	2016	2018	2021	2023	TOTAL
Listening to music	1	4.9	-	-	-	-	-	-	-	-	-	-	-	1.6
Watching movies and animations	2	3.5	-	-	-	-	-	-	-	-	-	-	-	1.2
Playing games on computer	3	1.1	-	-	-	-	-	-	-	-	-	-	-	0.4
Going to watch live performance of traditional Korean arts	4	0.3	-	-	-	-	-	-	-	-	-	-	-	0.1
Watching play	5	0.6	-	-	-	-	-	-	-	-	-	-	-	0.2
Attending classical music concerts	6	0.2	-	-	-	-	-	-	-	-	-	-	-	0.1
Going to watch musicals	7	0.8	-	-	-	-	-	-	-	-	-	-	-	0.3
Attending pop music concerts	8	0.7	-	-	-	-	-	-	-	-	-	-	-	0.2
Going to watch ballet or Western dance performance	9	0.1	-	-	-	-	-	-	-	-	-	-	-	0.0
Attending fine arts exhibitions	10	0.3	-	-	-	-	-	-	-	-	-	-	-	0.1
Visiting museums and cultural heritage sites	11	0.4	-	-	-	-	-	-	-	-	-	-	-	0.1
Going to watch sports games	12	1.0	-	-	-	-	-	-	-	-	-	-	-	0.3
Going to festivals such as community arts, street festivals, amateur performance, circuses, etc.	13	0.4	-	-	-	-	-	-	-	-	-	-	-	0.1
Watching TV	14	4.4	-	-	-	-	-	-	-	-	-	-	-	1.4
Reading books	15	0.9	-	-	-	-	-	-	-	-	-	-	-	0.3
DK/NA	-8	0.1	-	-	-	-	-	-	-	-	-	-	-	0.0
IAP	-1	80.3	100.0	100.0	100.0	100.0	100.0	100.0	100.0	100.0	100.0	100.0	100.0	93.5
N		7276	1508	1599	1576	1535	1396	1294	1370	1051	1031	1205	1230	22071

\* SHOW CARD



**Table 1016 Second favorite cultural activity**

[Questionnaire] Which of the following cultural activities do you like most? And which do you like next most?... The cultural activity you like next most :

[VAR] CULFAV2

RESPONSE	PUNCH	03-07	2008	2009	2010	2011	2012	2013	2014	2016	2018	2021	2023	TOTAL
Listening to music	1	3.9	-	-	-	-	-	-	-	-	-	-	-	1.3
Watching movies and animations	2	3.0	-	-	-	-	-	-	-	-	-	-	-	1.0
Playing games on computer	3	1.2	-	-	-	-	-	-	-	-	-	-	-	0.4
Going to watch live performance of traditional Korean arts	4	0.7	-	-	-	-	-	-	-	-	-	-	-	0.2
Watching play	5	0.5	-	-	-	-	-	-	-	-	-	-	-	0.2
Attending classical music concerts	6	0.3	-	-	-	-	-	-	-	-	-	-	-	0.1
Going to watch musicals	7	1.0	-	-	-	-	-	-	-	-	-	-	-	0.3
Attending pop music concerts	8	1.2	-	-	-	-	-	-	-	-	-	-	-	0.4
Going to watch ballet or Western dance performance	9	0.1	-	-	-	-	-	-	-	-	-	-	-	0.0
Attending fine arts exhibitions	10	0.3	-	-	-	-	-	-	-	-	-	-	-	0.1
Visiting museums and cultural heritage sites	11	0.7	-	-	-	-	-	-	-	-	-	-	-	0.2
Going to watch sports games	12	1.3	-	-	-	-	-	-	-	-	-	-	-	0.4
Going to festivals such as community arts, street festivals, amateur performance, circuses, etc.	13	1.2	-	-	-	-	-	-	-	-	-	-	-	0.4
Watching TV	14	2.5	-	-	-	-	-	-	-	-	-	-	-	0.8
Reading books	15	1.2	-	-	-	-	-	-	-	-	-	-	-	0.4
DK/NA	-8	0.5	-	-	-	-	-	-	-	-	-	-	-	0.2
IAP	-1	80.3	100.0	100.0	100.0	100.0	100.0	100.0	100.0	100.0	100.0	100.0	100.0	93.5
N		7276	1508	1599	1576	1535	1396	1294	1370	1051	1031	1205	1230	22071

\* SHOW CARD

**Table 1017 Frequency of listening to music during the past year**

[Questionnaire] How often have you done the following cultural activities during the past year?... Listening to music (through radio, audio, MP3, etc.)

[VAR] CULACT01

RESPONSE	PUNCH	03-07	2008	2009	2010	2011	2012	2013	2014	2016	2018	2021	2023	TOTAL
Never	0	1.4	-	-	-	-	-	-	-	-	-	-	-	0.5
Once a year	1	0.5	-	-	-	-	-	-	-	-	-	-	-	0.2
2-5 times a year	2	0.9	-	-	-	-	-	-	-	-	-	-	-	0.3
1-2 times in two months	3	0.5	-	-	-	-	-	-	-	-	-	-	-	0.2
2-3 times a month	4	2.1	-	-	-	-	-	-	-	-	-	-	-	0.7
1-2 times a week	5	3.0	-	-	-	-	-	-	-	-	-	-	-	1.0
More than 3 times a week	6	11.2	-	-	-	-	-	-	-	-	-	-	-	3.7
DK/NA	-8	0.0	-	-	-	-	-	-	-	-	-	-	-	0.0
IAP	-1	80.3	100.0	100.0	100.0	100.0	100.0	100.0	100.0	100.0	100.0	100.0	100.0	93.5
N		7276	1508	1599	1576	1535	1396	1294	1370	1051	1031	1205	1230	22071

\* SHOW CARD

**Table 1018 Frequency of watching movies and animated films during the past year**

[Questionnaire] How often have you done the following cultural activities during the past year?... Watching movies and animations (in the cinema, on videos or computer, etc.)

[VAR] CULACT02

RESPONSE	PUNCH	03-07	2008	2009	2010	2011	2012	2013	2014	2016	2018	2021	2023	TOTAL
Never	0	4.9	-	-	-	-	-	-	-	-	-	-	-	1.6
Once a year	1	1.2	-	-	-	-	-	-	-	-	-	-	-	0.4
2-5 times a year	2	3.4	-	-	-	-	-	-	-	-	-	-	-	1.1
1-2 times in two months	3	2.5	-	-	-	-	-	-	-	-	-	-	-	0.8
2-3 times a month	4	4.1	-	-	-	-	-	-	-	-	-	-	-	1.3
1-2 times a week	5	2.5	-	-	-	-	-	-	-	-	-	-	-	0.8
More than 3 times a week	6	1.1	-	-	-	-	-	-	-	-	-	-	-	0.4
DK/NA	-8	0.0	-	-	-	-	-	-	-	-	-	-	-	0.0
IAP	-1	80.3	100.0	100.0	100.0	100.0	100.0	100.0	100.0	100.0	100.0	100.0	100.0	93.5
N		7276	1508	1599	1576	1535	1396	1294	1370	1051	1031	1205	1230	22071

\* SHOW CARD

\*\*\* Keyword: Movie, Animation, Video

**Table 1019 Frequency of playing computer games during the past year**

[Questionnaire] How often have you done the following cultural activities during the past year?... Playing games on computer

[VAR] CULACT03

RESPONSE	PUNCH	03-07	2008	2009	2010	2011	2012	2013	2014	2016	2018	2021	2023	TOTAL
Never	0	10.6	-	-	-	-	-	-	-	-	-	-	-	3.5
Once a year	1	0.9	-	-	-	-	-	-	-	-	-	-	-	0.3
2-5 times a year	2	1.0	-	-	-	-	-	-	-	-	-	-	-	0.3
1-2 times in two months	3	0.8	-	-	-	-	-	-	-	-	-	-	-	0.3
2-3 times a month	4	1.3	-	-	-	-	-	-	-	-	-	-	-	0.4
1-2 times a week	5	2.3	-	-	-	-	-	-	-	-	-	-	-	0.8
More than 3 times a week	6	2.7	-	-	-	-	-	-	-	-	-	-	-	0.9
DK/NA	-8	0.0	-	-	-	-	-	-	-	-	-	-	-	0.0
IAP	-1	80.3	100.0	100.0	100.0	100.0	100.0	100.0	100.0	100.0	100.0	100.0	100.0	93.5
N		7276	1508	1599	1576	1535	1396	1294	1370	1051	1031	1205	1230	22071

\* SHOW CARD

\*\*\* Keyword: Game



**Table 1020 Frequency of going to watch live performance of traditional Korean arts during the past year**

[Questionnaire] How often have you done the following cultural activities during the past year?... Going to watch live performance of traditional Korean arts (traditional music, dance, etc.)

[VAR] CULACT04

RESPONSE	PUNCH	03-07	2008	2009	2010	2011	2012	2013	2014	2016	2018	2021	2023	TOTAL
Never	0	13.4	-	-	-	-	-	-	-	-	-	-	-	4.4
Once a year	1	4.1	-	-	-	-	-	-	-	-	-	-	-	1.4
2-5 times a year	2	1.6	-	-	-	-	-	-	-	-	-	-	-	0.5
1-2 times in two months	3	0.3	-	-	-	-	-	-	-	-	-	-	-	0.1
2-3 times a month	4	0.2	-	-	-	-	-	-	-	-	-	-	-	0.1
1-2 times a week	5	0.0	-	-	-	-	-	-	-	-	-	-	-	0.0
More than 3 times a week	6	0.0	-	-	-	-	-	-	-	-	-	-	-	0.0
DK/NA	-8	0.0	-	-	-	-	-	-	-	-	-	-	-	0.0
IAP	-1	80.3	100.0	100.0	100.0	100.0	100.0	100.0	100.0	100.0	100.0	100.0	100.0	93.5
N		7276	1508	1599	1576	1535	1396	1294	1370	1051	1031	1205	1230	22071

\* SHOW CARD

\*\*\* Keyword: Art

**Table 1021 Frequency of watching theater play during the past year**

[Questionnaire] How often have you done the following cultural activities during the past year?... Watching play (in the theater)

[VAR] CULACT05

RESPONSE	PUNCH	03-07	2008	2009	2010	2011	2012	2013	2014	2016	2018	2021	2023	TOTAL
Never	0	12.8	-	-	-	-	-	-	-	-	-	-	-	4.2
Once a year	1	3.4	-	-	-	-	-	-	-	-	-	-	-	1.1
2-5 times a year	2	2.7	-	-	-	-	-	-	-	-	-	-	-	0.9
1-2 times in two months	3	0.5	-	-	-	-	-	-	-	-	-	-	-	0.1
2-3 times a month	4	0.2	-	-	-	-	-	-	-	-	-	-	-	0.1
1-2 times a week	5	0.0	-	-	-	-	-	-	-	-	-	-	-	0.0
More than 3 times a week	6	0.0	-	-	-	-	-	-	-	-	-	-	-	0.0
DK/NA	-8	0.0	-	-	-	-	-	-	-	-	-	-	-	0.0
IAP	-1	80.3	100.0	100.0	100.0	100.0	100.0	100.0	100.0	100.0	100.0	100.0	100.0	93.5
N		7276	1508	1599	1576	1535	1396	1294	1370	1051	1031	1205	1230	22071

\* SHOW CARD

\*\*\* Keyword: Play

**Table 1022 Frequency of attending classical music concert during the past year**

[Questionnaire] How often have you done the following cultural activities during the past year?... Attending classical music concerts (including opera and chorus)

[VAR] CULACT06

RESPONSE	PUNCH	03-07	2008	2009	2010	2011	2012	2013	2014	2016	2018	2021	2023	TOTAL
Never	0	14.1	-	-	-	-	-	-	-	-	-	-	-	4.7
Once a year	1	3.6	-	-	-	-	-	-	-	-	-	-	-	1.2
2-5 times a year	2	1.4	-	-	-	-	-	-	-	-	-	-	-	0.5
1-2 times in two months	3	0.2	-	-	-	-	-	-	-	-	-	-	-	0.1
2-3 times a month	4	0.1	-	-	-	-	-	-	-	-	-	-	-	0.0
1-2 times a week	5	0.0	-	-	-	-	-	-	-	-	-	-	-	0.0
More than 3 times a week	6	0.0	-	-	-	-	-	-	-	-	-	-	-	0.0
DK/NA	-8	0.1	-	-	-	-	-	-	-	-	-	-	-	0.0
IAP	-1	80.3	100.0	100.0	100.0	100.0	100.0	100.0	100.0	100.0	100.0	100.0	100.0	93.5
N		7276	1508	1599	1576	1535	1396	1294	1370	1051	1031	1205	1230	22071

\* SHOW CARD

\*\*\* Keyword: Classical Music

**Table 1023 Frequency of going to watch musicals on stage during the past year**

[Questionnaire] How often have you done the following cultural activities during the past year?... Going to watch musicals (on stage)

[VAR] CULACT07

RESPONSE	PUNCH	03-07	2008	2009	2010	2011	2012	2013	2014	2016	2018	2021	2023	TOTAL
Never	0	13.6	-	-	-	-	-	-	-	-	-	-	-	4.5
Once a year	1	4.0	-	-	-	-	-	-	-	-	-	-	-	1.3
2-5 times a year	2	1.7	-	-	-	-	-	-	-	-	-	-	-	0.6
1-2 times in two months	3	0.2	-	-	-	-	-	-	-	-	-	-	-	0.1
2-3 times a month	4	0.2	-	-	-	-	-	-	-	-	-	-	-	0.0
1-2 times a week	5	0.0	-	-	-	-	-	-	-	-	-	-	-	0.0
More than 3 times a week	6	0.0	-	-	-	-	-	-	-	-	-	-	-	0.0
DK/NA	-8	0.0	-	-	-	-	-	-	-	-	-	-	-	0.0
IAP	-1	80.3	100.0	100.0	100.0	100.0	100.0	100.0	100.0	100.0	100.0	100.0	100.0	93.5
N		7276	1508	1599	1576	1535	1396	1294	1370	1051	1031	1205	1230	22071

\* SHOW CARD

\*\*\* Keyword: Musical



**Table 1024 Frequency of attending pop music concerts the past year**

[Questionnaire] How often have you done the following cultural activities during the past year?... Attending pop music concerts

[VAR] CULACT08

RESPONSE	PUNCH	03-07	2008	2009	2010	2011	2012	2013	2014	2016	2018	2021	2023	TOTAL
Never	0	13.1	-	-	-	-	-	-	-	-	-	-	-	4.3
Once a year	1	4.3	-	-	-	-	-	-	-	-	-	-	-	1.4
2-5 times a year	2	1.9	-	-	-	-	-	-	-	-	-	-	-	0.6
1-2 times in two months	3	0.2	-	-	-	-	-	-	-	-	-	-	-	0.1
2-3 times a month	4	0.1	-	-	-	-	-	-	-	-	-	-	-	0.0
1-2 times a week	5	0.0	-	-	-	-	-	-	-	-	-	-	-	0.0
More than 3 times a week	6	0.0	-	-	-	-	-	-	-	-	-	-	-	0.0
DK/NA	-8	0.0	-	-	-	-	-	-	-	-	-	-	-	0.0
IAP	-1	80.3	100.0	100.0	100.0	100.0	100.0	100.0	100.0	100.0	100.0	100.0	100.0	93.5
N		7276	1508	1599	1576	1535	1396	1294	1370	1051	1031	1205	1230	22071

\* SHOW CARD

\*\*\* Keyword: Pop Music

**Table 1025 Frequency of going to watch ballet or Western dance performance during the past year**

[Questionnaire] How often have you done the following cultural activities during the past year?... Going to watch ballet or Western dance performance

[VAR] CULACT09

RESPONSE	PUNCH	03-07	2008	2009	2010	2011	2012	2013	2014	2016	2018	2021	2023	TOTAL
Never	0	16.4	-	-	-	-	-	-	-	-	-	-	-	5.4
Once a year	1	2.8	-	-	-	-	-	-	-	-	-	-	-	0.9
2-5 times a year	2	0.4	-	-	-	-	-	-	-	-	-	-	-	0.1
1-2 times in two months	3	0.0	-	-	-	-	-	-	-	-	-	-	-	0.0
2-3 times a month	4	0.0	-	-	-	-	-	-	-	-	-	-	-	0.0
DK/NA	-8	0.0	-	-	-	-	-	-	-	-	-	-	-	0.0
IAP	-1	80.3	100.0	100.0	100.0	100.0	100.0	100.0	100.0	100.0	100.0	100.0	100.0	93.5
N		7276	1508	1599	1576	1535	1396	1294	1370	1051	1031	1205	1230	22071

\* SHOW CARD

\*\*\* Keyword: Ballet

**Table 1026 Frequency of attending fine arts exhibitions during the past year**

[Questionnaire] How often have you done the following cultural activities during the past year?... Attending fine arts exhibitions (including painting, photography, sculpture, and calligraphy)

[VAR] CULACT10

RESPONSE	PUNCH	03-07	2008	2009	2010	2011	2012	2013	2014	2016	2018	2021	2023	TOTAL
Never	0	11.1	-	-	-	-	-	-	-	-	-	-	-	3.7
Once a year	1	4.3	-	-	-	-	-	-	-	-	-	-	-	1.4
2-5 times a year	2	3.3	-	-	-	-	-	-	-	-	-	-	-	1.1
1-2 times in two months	3	0.6	-	-	-	-	-	-	-	-	-	-	-	0.2
2-3 times a month	4	0.2	-	-	-	-	-	-	-	-	-	-	-	0.1
1-2 times a week	5	0.1	-	-	-	-	-	-	-	-	-	-	-	0.0
DK/NA	-8	0.0	-	-	-	-	-	-	-	-	-	-	-	0.0
IAP	-1	80.3	100.0	100.0	100.0	100.0	100.0	100.0	100.0	100.0	100.0	100.0	100.0	93.5
N		7276	1508	1599	1576	1535	1396	1294	1370	1051	1031	1205	1230	22071

\* SHOW CARD

\*\*\* Keyword: Fine Arts

**Table 1027 Frequency of visiting museums and cultural heritage sites during the past year**

[Questionnaire] How often have you done the following cultural activities during the past year?... Visiting museums and cultural heritage sites

[VAR] CULACT11

RESPONSE	PUNCH	03-07	2008	2009	2010	2011	2012	2013	2014	2016	2018	2021	2023	TOTAL
Never	0	9.1	-	-	-	-	-	-	-	-	-	-	-	3.0
Once a year	1	4.6	-	-	-	-	-	-	-	-	-	-	-	1.5
2-5 times a year	2	5.0	-	-	-	-	-	-	-	-	-	-	-	1.6
1-2 times in two months	3	0.6	-	-	-	-	-	-	-	-	-	-	-	0.2
2-3 times a month	4	0.3	-	-	-	-	-	-	-	-	-	-	-	0.1
1-2 times a week	5	0.0	-	-	-	-	-	-	-	-	-	-	-	0.0
DK/NA	-8	0.0	-	-	-	-	-	-	-	-	-	-	-	0.0
IAP	-1	80.3	100.0	100.0	100.0	100.0	100.0	100.0	100.0	100.0	100.0	100.0	100.0	93.5
N		7276	1508	1599	1576	1535	1396	1294	1370	1051	1031	1205	1230	22071

\* SHOW CARD

\*\*\* Keyword: Museum

**Table 1028 Frequency of web-searching for the information of live performances**

[Questionnaire] In the last year, how often have you used the Internet sites for gathering information regarding the live performances(play, music, musical, dance, etc.) you had attended or planned to attend?

[VAR] INTSRCH

RESPONSE	PUNCH	03-07	2008	2009	2010	2011	2012	2013	2014	2016	2018	2021	2023	TOTAL
Never	1	13.0	-	-	-	-	-	-	-	-	-	-	-	4.3
Seldom	2	2.0	-	-	-	-	-	-	-	-	-	-	-	0.7
Often	3	3.5	-	-	-	-	-	-	-	-	-	-	-	1.1
Always	4	1.1	-	-	-	-	-	-	-	-	-	-	-	0.4
IAP	-1	80.3	100.0	100.0	100.0	100.0	100.0	100.0	100.0	100.0	100.0	100.0	100.0	93.5
N		7276	1508	1599	1576	1535	1396	1294	1370	1051	1031	1205	1230	22071

\*\*\* Keyword: Play, Musical, Internet



**Table 1029 How much more/less R listens to American songs compared to Korean songs**

[Questionnaire] Compared to Korean music or movies, how much more or less of foreign music or movies made from the following countries or region do you listen to or watch?... Music (including all types of music)... U.S.A.

[VAR] MUSICUSA

RESPONSE	PUNCH	03-07	2008	2009	2010	2011	2012	2013	2014	2016	2018	2021	2023	TOTAL
Much more	1	0.8	-	-	-	-	-	-	-	-	-	-	-	0.3
A little more	2	1.5	-	-	-	-	-	-	-	-	-	-	-	0.5
About the same	3	3.1	-	-	-	-	-	-	-	-	-	-	-	1.0
A little less	4	3.7	-	-	-	-	-	-	-	-	-	-	-	1.2
Much less	5	5.3	-	-	-	-	-	-	-	-	-	-	-	1.7
DK/NA	-8	0.0	-	-	-	-	-	-	-	-	-	-	-	0.0
IAP(Not at all)	-1	85.6	100.0	100.0	100.0	100.0	100.0	100.0	100.0	100.0	100.0	100.0	100.0	95.2
N		7276	1508	1599	1576	1535	1396	1294	1370	1051	1031	1205	1230	22071

\* SHOW CARD

\*\*\* Keyword: Movie

**Table 1030 How much more/less R listens to Japanese songs compared to Korean songs**

[Questionnaire] Compared to Korean music or movies, how much more or less of foreign music or movies made from the following countries or region do you listen to or watch?... Music (including all types of music)... Japan

[VAR] MUSICJPN

RESPONSE	PUNCH	03-07	2008	2009	2010	2011	2012	2013	2014	2016	2018	2021	2023	TOTAL
Much more	1	0.2	-	-	-	-	-	-	-	-	-	-	-	0.1
A little more	2	0.4	-	-	-	-	-	-	-	-	-	-	-	0.1
About the same	3	0.5	-	-	-	-	-	-	-	-	-	-	-	0.1
A little less	4	1.7	-	-	-	-	-	-	-	-	-	-	-	0.6
Much less	5	7.6	-	-	-	-	-	-	-	-	-	-	-	2.5
IAP(Not at all)	-1	89.7	100.0	100.0	100.0	100.0	100.0	100.0	100.0	100.0	100.0	100.0	100.0	96.6
N		7276	1508	1599	1576	1535	1396	1294	1370	1051	1031	1205	1230	22071

\* SHOW CARD

\*\*\* Keyword: Movie

**Table 1031 How much more/less R listens to Chinese, Taiwanese, and Hong Kong songs compared to Korean songs**

[Questionnaire] Compared to Korean music or movies, how much more or less of foreign music or movies made from the following countries or region do you listen to or watch?... Music (including all types of music)... China, Taiwan, Hong Kong

[VAR] MUSICCHN

RESPONSE	PUNCH	03-07	2008	2009	2010	2011	2012	2013	2014	2016	2018	2021	2023	TOTAL
Much more	1	0.0	-	-	-	-	-	-	-	-	-	-	-	0.0
A little more	2	0.1	-	-	-	-	-	-	-	-	-	-	-	0.0
About the same	3	0.2	-	-	-	-	-	-	-	-	-	-	-	0.1
A little less	4	1.1	-	-	-	-	-	-	-	-	-	-	-	0.4
Much less	5	8.0	-	-	-	-	-	-	-	-	-	-	-	2.7
IAP(Not at all)	-1	90.5	100.0	100.0	100.0	100.0	100.0	100.0	100.0	100.0	100.0	100.0	100.0	96.9
N		7276	1508	1599	1576	1535	1396	1294	1370	1051	1031	1205	1230	22071

\* SHOW CARD

\*\*\* Keyword: Movie

**Table 1032 How much more/less R listens to European songs compared to Korean songs**

[Questionnaire] Compared to Korean music or movies, how much more or less of foreign music or movies made from the following countries or region do you listen to or watch?... Music (including all types of music)... Europe

[VAR] MUSICEUR

RESPONSE	PUNCH	03-07	2008	2009	2010	2011	2012	2013	2014	2016	2018	2021	2023	TOTAL
Much more	1	0.3	-	-	-	-	-	-	-	-	-	-	-	0.1
A little more	2	0.5	-	-	-	-	-	-	-	-	-	-	-	0.2
About the same	3	0.7	-	-	-	-	-	-	-	-	-	-	-	0.2
A little less	4	1.7	-	-	-	-	-	-	-	-	-	-	-	0.6
Much less	5	7.3	-	-	-	-	-	-	-	-	-	-	-	2.4
IAP(Not at all)	-1	89.5	100.0	100.0	100.0	100.0	100.0	100.0	100.0	100.0	100.0	100.0	100.0	96.5
N		7276	1508	1599	1576	1535	1396	1294	1370	1051	1031	1205	1230	22071

\* SHOW CARD

\*\*\* Keyword: Movie

**Table 1033 How much more/less R watches to American movies compared to Korean movies**

[Questionnaire] Compared to Korean music or movies, how much more or less of foreign music or movies made from the following countries or region do you listen to or watch?... Movies (including movies and animations watched in the cinema, on TV or videos)... U.S.A.

[VAR] MOVIEUSA

RESPONSE	PUNCH	03-07	2008	2009	2010	2011	2012	2013	2014	2016	2018	2021	2023	TOTAL
Much more	1	1.8	-	-	-	-	-	-	-	-	-	-	-	0.6
A little more	2	4.0	-	-	-	-	-	-	-	-	-	-	-	1.3
About the same	3	5.0	-	-	-	-	-	-	-	-	-	-	-	1.6
A little less	4	2.8	-	-	-	-	-	-	-	-	-	-	-	0.9
Much less	5	2.6	-	-	-	-	-	-	-	-	-	-	-	0.8
IAP(Not at all)	-1	83.9	100.0	100.0	100.0	100.0	100.0	100.0	100.0	100.0	100.0	100.0	100.0	94.7
N		7276	1508	1599	1576	1535	1396	1294	1370	1051	1031	1205	1230	22071

\* SHOW CARD

\*\*\* Keyword: Movie, TV, Video, Animation



**Table 1034 How much more/less R watches to Japanese movies compared to Korean movies**

[Questionnaire] Compared to Korean music or movies, how much more or less of foreign music or movies made from the following countries or region do you listen to or watch?... Movies (including movies and animations watched in the cinema, on TV or videos)... Japan.

[VAR] MOVIEJPN

RESPONSE	PUNCH	03-07	2008	2009	2010	2011	2012	2013	2014	2016	2018	2021	2023	TOTAL
Much more	1	0.2	-	-	-	-	-	-	-	-	-	-	-	0.1
A little more	2	0.7	-	-	-	-	-	-	-	-	-	-	-	0.2
About the same	3	1.3	-	-	-	-	-	-	-	-	-	-	-	0.4
A little less	4	2.9	-	-	-	-	-	-	-	-	-	-	-	1.0
Much less	5	6.7	-	-	-	-	-	-	-	-	-	-	-	2.2
IAP(Not at all)	-1	88.2	100.0	100.0	100.0	100.0	100.0	100.0	100.0	100.0	100.0	100.0	100.0	96.1
N		7276	1508	1599	1576	1535	1396	1294	1370	1051	1031	1205	1230	22071

\* SHOW CARD

\*\*\* Keyword: Movie, TV, Video, Animation

**Table 1035 How much more/less R watches to Chinese, Taiwanese, and Hong Kong movies compared to Korean movies**

[Questionnaire] Compared to Korean music or movies, how much more or less of foreign music or movies made from the following countries or region do you listen to or watch?... Movies (including movies and animations watched in the cinema, on TV or videos)... China, Taiwan, Hong Kong

[VAR] MOVIECHN

RESPONSE	PUNCH	03-07	2008	2009	2010	2011	2012	2013	2014	2016	2018	2021	2023	TOTAL
Much more	1	0.2	-	-	-	-	-	-	-	-	-	-	-	0.0
A little more	2	0.4	-	-	-	-	-	-	-	-	-	-	-	0.1
About the same	3	1.3	-	-	-	-	-	-	-	-	-	-	-	0.4
A little less	4	3.3	-	-	-	-	-	-	-	-	-	-	-	1.1
Much less	5	7.6	-	-	-	-	-	-	-	-	-	-	-	2.5
DK/NA	-8	0.0	-	-	-	-	-	-	-	-	-	-	-	0.0
NAP(Not at all)	-1	87.2	100.0	100.0	100.0	100.0	100.0	100.0	100.0	100.0	100.0	100.0	100.0	95.8
N		7276	1508	1599	1576	1535	1396	1294	1370	1051	1031	1205	1230	22071

\*\*\* Keyword: Movie, TV, Video, Animation

**Table 1036 How much more/less R watches to European movies compared to Korean movies**

[Questionnaire] Compared to Korean music or movies, how much more or less of foreign music or movies made from the following countries or region do you listen to or watch?... Movies (including movies and animations watched in the cinema, on TV or videos)... Europe

[VAR] MOVIEEUR

RESPONSE	PUNCH	03-07	2008	2009	2010	2011	2012	2013	2014	2016	2018	2021	2023	TOTAL
Much more	1	0.1	-	-	-	-	-	-	-	-	-	-	-	0.0
A little more	2	0.5	-	-	-	-	-	-	-	-	-	-	-	0.2
About the same	3	1.1	-	-	-	-	-	-	-	-	-	-	-	0.4
A little less	4	2.6	-	-	-	-	-	-	-	-	-	-	-	0.8
Much less	5	7.7	-	-	-	-	-	-	-	-	-	-	-	2.5
DK/NA	-8	0.0	-	-	-	-	-	-	-	-	-	-	-	0.0
IAP(Not at all)	-1	88.0	100.0	100.0	100.0	100.0	100.0	100.0	100.0	100.0	100.0	100.0	100.0	96.0
N		7276	1508	1599	1576	1535	1396	1294	1370	1051	1031	1205	1230	22071

\* SHOW CARD

\*\*\* Keyword: Movie, TV, Video, Animation

**Table 1037 Favorite TV show**

[Questionnaire] Which of the following TV programs do you like most?

[VAR] TVFAV1

RESPONSE	PUNCH	03-07	2008	2009	2010	2011	2012	2013	2014	2016	2018	2021	2023	TOTAL
News	1	5.4	-	-	-	-	-	-	-	-	-	-	-	1.8
Current affairs	2	1.0	-	-	-	-	-	-	-	-	-	-	-	0.3
Drama	3	5.2	-	-	-	-	-	-	-	-	-	-	-	1.7
Culture	4	1.9	-	-	-	-	-	-	-	-	-	-	-	0.6
Movies	5	1.3	-	-	-	-	-	-	-	-	-	-	-	0.4
Entertainment	6	2.7	-	-	-	-	-	-	-	-	-	-	-	0.9
Sports	7	1.9	-	-	-	-	-	-	-	-	-	-	-	0.6
Serious arts	8	0.1	-	-	-	-	-	-	-	-	-	-	-	0.0
Education	9	0.1	-	-	-	-	-	-	-	-	-	-	-	0.0
OTHERS	77	0.0	-	-	-	-	-	-	-	-	-	-	-	0.0
IAP	-1	80.4	100.0	100.0	100.0	100.0	100.0	100.0	100.0	100.0	100.0	100.0	100.0	93.5
N		7276	1508	1599	1576	1535	1396	1294	1370	1051	1031	1205	1230	22071

\* SHOW CARD

\*\*\* Keyword: TV



**Table 1038 Second favorite TV show**

[Questionnaire] Which of the following TV programs do you like next?

[VAR] TVFAV2

RESPONSE	PUNCH	03-07	2008	2009	2010	2011	2012	2013	2014	2016	2018	2021	2023	TOTAL
News	1	3.4	-	-	-	-	-	-	-	-	-	-	-	1.1
Current affairs	2	1.9	-	-	-	-	-	-	-	-	-	-	-	0.6
Drama	3	2.9	-	-	-	-	-	-	-	-	-	-	-	0.9
Culture	4	2.5	-	-	-	-	-	-	-	-	-	-	-	0.8
Movies	5	1.9	-	-	-	-	-	-	-	-	-	-	-	0.6
Entertainment	6	4.1	-	-	-	-	-	-	-	-	-	-	-	1.4
Sports	7	2.4	-	-	-	-	-	-	-	-	-	-	-	0.8
Serious arts	8	0.3	-	-	-	-	-	-	-	-	-	-	-	0.1
Education	9	0.2	-	-	-	-	-	-	-	-	-	-	-	0.1
OTHERS	77	0.0	-	-	-	-	-	-	-	-	-	-	-	0.0
DK/NA	-8	0.1	-	-	-	-	-	-	-	-	-	-	-	0.0
IAP	-1	80.4	100.0	100.0	100.0	100.0	100.0	100.0	100.0	100.0	100.0	100.0	100.0	93.5
N		7276	1508	1599	1576	1535	1396	1294	1370	1051	1031	1205	1230	22071

\* SHOW CARD

\*\*\* Keyword: TV

**Table 1039 Favorite genre of music**

[Questionnaire] Which of the following genres of music do you like most?

[VAR] MUSICFAV

RESPONSE	PUNCH	03-07	2008	2009	2010	2011	2012	2013	2014	2016	2018	2021	2023	TOTAL
Traditional Korean music	1	0.8	-	-	-	-	-	-	-	-	-	-	-	0.3
Trot, 'Bongjjak'	2	5.9	-	-	-	-	-	-	-	-	-	-	-	1.9
Jazz, blues	3	0.5	-	-	-	-	-	-	-	-	-	-	-	0.2
Ballad, folk, country	4	6.3	-	-	-	-	-	-	-	-	-	-	-	2.1
Hip-hop, rap, dance music	5	2.0	-	-	-	-	-	-	-	-	-	-	-	0.6
Rock, heavy metal	6	0.5	-	-	-	-	-	-	-	-	-	-	-	0.1
Religious music	7	1.8	-	-	-	-	-	-	-	-	-	-	-	0.6
Musical	8	0.2	-	-	-	-	-	-	-	-	-	-	-	0.1
Classical music	9	1.0	-	-	-	-	-	-	-	-	-	-	-	0.3
OTHER	77	0.1	-	-	-	-	-	-	-	-	-	-	-	0.0
DK/NA	-8	0.2	-	-	-	-	-	-	-	-	-	-	-	0.1
IAP	-1	80.7	100.0	100.0	100.0	100.0	100.0	100.0	100.0	100.0	100.0	100.0	100.0	93.7
N		7276	1508	1599	1576	1535	1396	1294	1370	1051	1031	1205	1230	22071

\* SHOW CARD

**Table 1040 Consulting factors when making a decision to attend a performing art event, an artistic exhibition or a cultural event**

[Questionnaire] Which of the following references do you consult most when you decide to attend a performing art event, an artistic exhibition or a cultural event?

[VAR] CULREFER

RESPONSE	PUNCH	03-07	2008	2009	2010	2011	2012	2013	2014	2016	2018	2021	2023	TOTAL
Advertisement	1	1.8	-	-	-	-	-	-	-	-	-	-	-	0.6
Friends' opinions	2	2.4	-	-	-	-	-	-	-	-	-	-	-	0.8
Family members' or relatives' opinions	3	1.8	-	-	-	-	-	-	-	-	-	-	-	0.6
Critics' reviews or opinions	4	1.2	-	-	-	-	-	-	-	-	-	-	-	0.4
The name(s) of the artist(s)	5	1.1	-	-	-	-	-	-	-	-	-	-	-	0.4
Audience reviews or comments appeared on the Internet	6	2.7	-	-	-	-	-	-	-	-	-	-	-	0.9
My own subjective criteria	7	3.4	-	-	-	-	-	-	-	-	-	-	-	1.1
OTHER	77	0.0	-	-	-	-	-	-	-	-	-	-	-	0.0
DK/NA	-8	0.2	-	-	-	-	-	-	-	-	-	-	-	0.0
IAP	-1	85.4	100.0	100.0	100.0	100.0	100.0	100.0	100.0	100.0	100.0	100.0	100.0	95.2
N		7276	1508	1599	1576	1535	1396	1294	1370	1051	1031	1205	1230	22071

\* SHOW CARD

\*\*\* Keyword: Art, Movie

**Table 1041 The most often used method to listen to music**

[Questionnaire] Which of the following methods do you use most often to listen to music?

[VAR] MUSICVEH

RESPONSE	PUNCH	03-07	2008	2009	2010	2011	2012	2013	2014	2016	2018	2021	2023	TOTAL
Radio music program	1	5.6	-	-	-	-	-	-	-	-	-	-	-	1.9
TV music program	2	3.9	-	-	-	-	-	-	-	-	-	-	-	1.3
CD/LP/cassette tapes	3	3.2	-	-	-	-	-	-	-	-	-	-	-	1.1
MP3, wma files	4	4.5	-	-	-	-	-	-	-	-	-	-	-	1.5
On-line music streaming service	5	1.4	-	-	-	-	-	-	-	-	-	-	-	0.5
OTHER	77	0.1	-	-	-	-	-	-	-	-	-	-	-	0.0
DK/NA	-8	0.3	-	-	-	-	-	-	-	-	-	-	-	0.1
IAP	-1	80.9	100.0	100.0	100.0	100.0	100.0	100.0	100.0	100.0	100.0	100.0	100.0	93.7
N		7276	1508	1599	1576	1535	1396	1294	1370	1051	1031	1205	1230	22071

\* SHOW CARD



**Table 1042 The most often used method to watch movies**

[Questionnaire] Which of the following methods do you use most often to watch movies?

[VAR] MOVIEVEH

RESPONSE	PUNCH	03-07	2008	2009	2010	2011	2012	2013	2014	2016	2018	2021	2023	TOTAL
Go to the cinema	1	6.8	-	-	-	-	-	-	-	-	-	-	-	2.2
Rent video or DVD	2	2.0	-	-	-	-	-	-	-	-	-	-	-	0.6
Watch on TV	3	5.6	-	-	-	-	-	-	-	-	-	-	-	1.8
Download online movie file	4	2.4	-	-	-	-	-	-	-	-	-	-	-	0.8
On-line streaming	5	0.2	-	-	-	-	-	-	-	-	-	-	-	0.1
OTHER	77	0.0	-	-	-	-	-	-	-	-	-	-	-	0.0
DK/NA	-8	0.6	-	-	-	-	-	-	-	-	-	-	-	0.2
IAP	-1	82.5	100.0	100.0	100.0	100.0	100.0	100.0	100.0	100.0	100.0	100.0	100.0	94.2
N		7276	1508	1599	1576	1535	1396	1294	1370	1051	1031	1205	1230	22071

\* SHOW CARD

\*\*\* Keyword: Movie

**Table 1043 R's experience in participating in hobby clubs related to the musical**

[Questionnaire] Have you ever participated in hobby clubs (online or offline) related to the following types? Select all that apply... Musical

[VAR] ASSGRP01

RESPONSE	PUNCH	03-07	2008	2009	2010	2011	2012	2013	2014	2016	2018	2021	2023	TOTAL
No	0	19.5	-	-	-	-	-	-	-	-	-	-	-	6.4
Yes	1	0.2	-	-	-	-	-	-	-	-	-	-	-	0.1
IAP	-1	80.3	100.0	100.0	100.0	100.0	100.0	100.0	100.0	100.0	100.0	100.0	100.0	93.5
N		7276	1508	1599	1576	1535	1396	1294	1370	1051	1031	1205	1230	22071

\* SHOW CARD

\*\*\* Keyword: Musical

**Table 1044 R's experience in participating in hobby clubs related to the classical music**

[Questionnaire] Have you ever participated in hobby clubs (online or offline) related to the following types? Select all that apply... Classical music (including opera and chorus)

[VAR] ASSGRP02

RESPONSE	PUNCH	03-07	2008	2009	2010	2011	2012	2013	2014	2016	2018	2021	2023	TOTAL
No	0	19.2	-	-	-	-	-	-	-	-	-	-	-	6.3
Yes	1	0.4	-	-	-	-	-	-	-	-	-	-	-	0.1
IAP	-1	80.3	100.0	100.0	100.0	100.0	100.0	100.0	100.0	100.0	100.0	100.0	100.0	93.5
N		7276	1508	1599	1576	1535	1396	1294	1370	1051	1031	1205	1230	22071

\* SHOW CARD

\*\*\* Keyword: Classical Music

**Table 1045 R's experience in participating in hobby clubs related to the ballet or dance**

[Questionnaire] Have you ever participated in hobby clubs (online or offline) related to the following types? Select all that apply... Ballet, dance

[VAR] ASSGRP03

RESPONSE	PUNCH	03-07	2008	2009	2010	2011	2012	2013	2014	2016	2018	2021	2023	TOTAL
No	0	19.6	-	-	-	-	-	-	-	-	-	-	-	6.5
Yes	1	0.1	-	-	-	-	-	-	-	-	-	-	-	0.0
IAP	-1	80.3	100.0	100.0	100.0	100.0	100.0	100.0	100.0	100.0	100.0	100.0	100.0	93.5
N		7276	1508	1599	1576	1535	1396	1294	1370	1051	1031	1205	1230	22071

\* SHOW CARD

\*\*\* Keyword: Ballet

**Table 1046 R's experience in participating in hobby clubs related to the traditional Korean arts**

[Questionnaire] Have you ever participated in hobby clubs (online or offline) related to the following types? Select all that apply... Traditional Korean arts(traditional percussion quartet, national classical music, pansori (traditional korean narrative song))

[VAR] ASSGRP04

RESPONSE	PUNCH	03-07	2008	2009	2010	2011	2012	2013	2014	2016	2018	2021	2023	TOTAL
No	0	19.5	-	-	-	-	-	-	-	-	-	-	-	6.4
Yes	1	0.2	-	-	-	-	-	-	-	-	-	-	-	0.1
IAP	-1	80.3	100.0	100.0	100.0	100.0	100.0	100.0	100.0	100.0	100.0	100.0	100.0	93.5
N		7276	1508	1599	1576	1535	1396	1294	1370	1051	1031	1205	1230	22071

\* SHOW CARD

\*\*\* Keyword: Art

**Table 1047 R's experience in participating in hobby clubs related to the fine arts**

[Questionnaire] Have you ever participated in hobby clubs (online or offline) related to the following types? Select all that apply... Fine arts(painting, craft, sculpture, calligraphy, etc.)

[VAR] ASSGRP05

RESPONSE	PUNCH	03-07	2008	2009	2010	2011	2012	2013	2014	2016	2018	2021	2023	TOTAL
No	0	19.1	-	-	-	-	-	-	-	-	-	-	-	6.3
Yes	1	0.5	-	-	-	-	-	-	-	-	-	-	-	0.2
IAP	-1	80.3	100.0	100.0	100.0	100.0	100.0	100.0	100.0	100.0	100.0	100.0	100.0	93.5
N		7276	1508	1599	1576	1535	1396	1294	1370	1051	1031	1205	1230	22071

\* SHOW CARD

\*\*\* Keyword: Fine Arts



**Table 1048 R's experience in participating in hobby clubs related to the photography**

[Questionnaire] Have you ever participated in hobby clubs (online or offline) related to the following types? Select all that apply... Photography

[VAR] ASSGRP06

RESPONSE	PUNCH	03-07	2008	2009	2010	2011	2012	2013	2014	2016	2018	2021	2023	TOTAL
No	0	19.0	-	-	-	-	-	-	-	-	-	-	-	6.2
Yes	1	0.7	-	-	-	-	-	-	-	-	-	-	-	0.2
IAP	-1	80.3	100.0	100.0	100.0	100.0	100.0	100.0	100.0	100.0	100.0	100.0	100.0	93.5
N		7276	1508	1599	1576	1535	1396	1294	1370	1051	1031	1205	1230	22071

\* SHOW CARD

**Table 1049 R's experience in participating in hobby clubs related to the play**

[Questionnaire] Have you ever participated in hobby clubs (online or offline) related to the following types? Select all that apply... Play

[VAR] ASSGRP07

RESPONSE	PUNCH	03-07	2008	2009	2010	2011	2012	2013	2014	2016	2018	2021	2023	TOTAL
No	0	19.5	-	-	-	-	-	-	-	-	-	-	-	6.4
Yes	1	0.2	-	-	-	-	-	-	-	-	-	-	-	0.1
IAP	-1	80.3	100.0	100.0	100.0	100.0	100.0	100.0	100.0	100.0	100.0	100.0	100.0	93.5
N		7276	1508	1599	1576	1535	1396	1294	1370	1051	1031	1205	1230	22071

\* SHOW CARD

\*\*\* Keyword: Play

**Table 1050 R's experience in participating in hobby clubs related to the pop music**

[Questionnaire] Have you ever participated in hobby clubs (online or offline) related to the following types? Select all that apply... Pop music (including fan club)

[VAR] ASSGRP08

RESPONSE	PUNCH	03-07	2008	2009	2010	2011	2012	2013	2014	2016	2018	2021	2023	TOTAL
No	0	19.0	-	-	-	-	-	-	-	-	-	-	-	6.3
Yes	1	0.6	-	-	-	-	-	-	-	-	-	-	-	0.2
IAP	-1	80.3	100.0	100.0	100.0	100.0	100.0	100.0	100.0	100.0	100.0	100.0	100.0	93.5
N		7276	1508	1599	1576	1535	1396	1294	1370	1051	1031	1205	1205	22071

\* SHOW CARD

\*\*\* Keyword: Pop Music

**Table 1051 R's experience in participating in hobby clubs related to the movies and animated films**

[Questionnaire] Have you ever participated in hobby clubs (online or offline) related to the following types? Select all that apply... Movie, animation

[VAR] ASSGRP09

RESPONSE	PUNCH	03-07	2008	2009	2010	2011	2012	2013	2014	2016	2018	2021	2023	TOTAL
No	0	18.8	-	-	-	-	-	-	-	-	-	-	-	6.2
Yes	1	0.9	-	-	-	-	-	-	-	-	-	-	-	0.3
IAP	-1	80.3	100.0	100.0	100.0	100.0	100.0	100.0	100.0	100.0	100.0	100.0	100.0	93.5
N		7276	1508	1599	1576	1535	1396	1294	1370	1051	1031	1205	1230	22071

\* SHOW CARD

\*\*\* Keyword: Movie, Animation

**Table 1052 R's experience in participating in hobby clubs related to book reading**

[Questionnaire] Have you ever participated in hobby clubs (online or offline) related to the following types? Select all that apply... Book reading (literary or cultural books)

[VAR] ASSGRP10

RESPONSE	PUNCH	03-07	2008	2009	2010	2011	2012	2013	2014	2016	2018	2021	2023	TOTAL
No	0	19.3	-	-	-	-	-	-	-	-	-	-	-	6.3
Yes	1	0.4	-	-	-	-	-	-	-	-	-	-	-	0.1
IAP	-1	80.3	100.0	100.0	100.0	100.0	100.0	100.0	100.0	100.0	100.0	100.0	100.0	93.5
N		7276	1508	1599	1576	1535	1396	1294	1370	1051	1031	1205	1230	22071

\* SHOW CARD

\*\*\* Keyword: Reading Books

**Table 1053 R's experience in participating in hobby clubs related to cartoons**

[Questionnaire] Have you ever participated in hobby clubs (online or offline) related to the following types? Select all that apply... Cartoons

[VAR] ASSGRP11

RESPONSE	PUNCH	03-07	2008	2009	2010	2011	2012	2013	2014	2016	2018	2021	2023	TOTAL
No	0	19.5	-	-	-	-	-	-	-	-	-	-	-	6.4
Yes	1	0.1	-	-	-	-	-	-	-	-	-	-	-	0.0
IAP	-1	80.3	100.0	100.0	100.0	100.0	100.0	100.0	100.0	100.0	100.0	100.0	100.0	93.5
N		7276	1508	1599	1576	1535	1396	1294	1370	1051	1031	1205	1230	22071

\* SHOW CARD

**Table 1054 R's experience in participating in hobby clubs related to TV dramas**

[Questionnaire] Have you ever participated in hobby clubs (online or offline) related to the following types? Select all that apply... TV drama

[VAR] ASSGRP12

RESPONSE	PUNCH	03-07	2008	2009	2010	2011	2012	2013	2014	2016	2018	2021	2023	TOTAL
No	0	19.3	-	-	-	-	-	-	-	-	-	-	-	6.4
Yes	1	0.3	-	-	-	-	-	-	-	-	-	-	-	0.1
IAP	-1	80.3	100.0	100.0	100.0	100.0	100.0	100.0	100.0	100.0	100.0	100.0	100.0	93.5
N		7276	1508	1599	1576	1535	1396	1294	1370	1051	1031	1205	1230	22071

\* SHOW CARD

\*\*\* Keyword: TV, TV drama



**Table 1055 R's experience in participating in hobby clubs related to the museums and cultural heritage**

[Questionnaire] Have you ever participated in hobby clubs (online or offline) related to the following types? Select all that apply... Museum, cultural heritage

[VAR] ASSGRP13

RESPONSE	PUNCH	03-07	2008	2009	2010	2011	2012	2013	2014	2016	2018	2021	2023	TOTAL
No	0	19.4	-	-	-	-	-	-	-	-	-	-	-	6.4
Yes	1	0.3	-	-	-	-	-	-	-	-	-	-	-	0.1
IAP	-1	80.3	100.0	100.0	100.0	100.0	100.0	100.0	100.0	100.0	100.0	100.0	100.0	93.5
N		7276	1508	1599	1576	1535	1396	1294	1370	1051	1031	1205	1230	22071

\* SHOW CARD

\*\*\* Keyword: Museum

**Table 1056 R's experience in participating in hobby clubs related to sports**

[Questionnaire] Have you ever participated in hobby clubs (online or offline) related to the following types? Select all that apply... Sports

[VAR] ASSGRP14

RESPONSE	PUNCH	03-07	2008	2009	2010	2011	2012	2013	2014	2016	2018	2021	2023	TOTAL
No	0	16.6	-	-	-	-	-	-	-	-	-	-	-	5.5
Yes	1	3.1	-	-	-	-	-	-	-	-	-	-	-	1.0
IAP	-1	80.3	100.0	100.0	100.0	100.0	100.0	100.0	100.0	100.0	100.0	100.0	100.0	93.5
N		7276	1508	1599	1576	1535	1396	1294	1370	1051	1031	1205	1230	22071

\* SHOW CARD

\*\*\* Keyword: Sport

**Table 1057 R's education in the arts and culture**

[Questionnaire] Have you ever received arts or culture-related education? (Exclude those received as part of regular school curricula, but include those received in art schools or through private lessons)

[VAR] ARTRN

RESPONSE	PUNCH	03-07	2008	2009	2010	2011	2012	2013	2014	2016	2018	2021	2023	TOTAL
Yes	1	5.0	-	-	-	-	-	-	-	-	-	-	-	1.6
No	2	14.7	-	-	-	-	-	-	-	-	-	-	-	4.8
IAP	-1	80.3	100.0	100.0	100.0	100.0	100.0	100.0	100.0	100.0	100.0	100.0	100.0	93.5
N		7276	1508	1599	1576	1535	1396	1294	1370	1051	1031	1205	1230	22071

\*\*\* Keyword: Art

**Table 1058 R's age of receiving education in music for the first time**

[Questionnaire] When did you first receive education in each of the following fields?... Music (instruments, voice, chorus, traditional Korean music)

[VAR] ARTRNYR1

RESPONSE	PUNCH	03-07	2008	2009	2010	2011	2012	2013	2014	2016	2018	2021	2023	TOTAL
11 years old or below	1	2.4	-	-	-	-	-	-	-	-	-	-	-	0.8
Between 12-17 years old	2	0.8	-	-	-	-	-	-	-	-	-	-	-	0.3
18 years old or older	3	0.7	-	-	-	-	-	-	-	-	-	-	-	0.2
IAP	-1	96.1	100.0	100.0	100.0	100.0	100.0	100.0	100.0	100.0	100.0	100.0	100.0	98.7
N		7276	1508	1599	1576	1535	1396	1294	1370	1051	1031	1205	1230	22071

\* SHOW CARD

\*\*\* Keyword: Art

**Table 1059 R's age of receiving education in ballet or dance for the first time**

[Questionnaire] When did you first receive education in each of the following fields?... Ballet, Dance

[VAR] ARTRNYR2

RESPONSE	PUNCH	03-07	2008	2009	2010	2011	2012	2013	2014	2016	2018	2021	2023	TOTAL
11 years old or below	1	0.3	-	-	-	-	-	-	-	-	-	-	-	0.1
Between 12-17 years old	2	0.2	-	-	-	-	-	-	-	-	-	-	-	0.1
18 years old or older	3	0.2	-	-	-	-	-	-	-	-	-	-	-	0.1
IAP	-1	99.3	100.0	100.0	100.0	100.0	100.0	100.0	100.0	100.0	100.0	100.0	100.0	99.8
N		7276	1508	1599	1576	1535	1396	1294	1370	1051	1031	1205	1230	22071

\* SHOW CARD

\*\*\* Keyword: Art, Ballet

**Table 1060 R's age of receiving education in fine arts and calligraphy for the first time**

[Questionnaire] When did you first receive education in each of the following fields?... Fine arts, calligraphy

[VAR] ARTRNYR3

RESPONSE	PUNCH	03-07	2008	2009	2010	2011	2012	2013	2014	2016	2018	2021	2023	TOTAL
11 years old or below	1	1.3	-	-	-	-	-	-	-	-	-	-	-	0.4
Between 12-17 years old	2	0.9	-	-	-	-	-	-	-	-	-	-	-	0.3
18 years old or older	3	0.5	-	-	-	-	-	-	-	-	-	-	-	0.2
IAP	-1	97.2	100.0	100.0	100.0	100.0	100.0	100.0	100.0	100.0	100.0	100.0	100.0	99.1
N		7276	1508	1599	1576	1535	1396	1294	1370	1051	1031	1205	1230	22071

\* SHOW CARD

\*\*\* Keyword: Art, Fine Arts



**Table 1061 R's age of receiving education in other arts and culture for the first time**

[Questionnaire] When did you first receive education in each of the following fields?... Other

[VAR] ARTRNYR4

RESPONSE	PUNCH	03-07	2008	2009	2010	2011	2012	2013	2014	2016	2018	2021	2023	TOTAL
11 years old or below	1	0.1	-	-	-	-	-	-	-	-	-	-	-	0.0
Between 12-17 years old	2	0.2	-	-	-	-	-	-	-	-	-	-	-	0.1
18 years old or older	3	0.4	-	-	-	-	-	-	-	-	-	-	-	0.1
DK/NA	-8	0.0	-	-	-	-	-	-	-	-	-	-	-	0.0
IAP	-1	99.3	100.0	100.0	100.0	100.0	100.0	100.0	100.0	100.0	100.0	100.0	100.0	99.8
N		7276	1508	1599	1576	1535	1396	1294	1370	1051	1031	1205	1230	22071

\* SHOW CARD

\*\*\* Keyword: Art

**Table 1062 Period of time that R received music related education**

[Questionnaire] How long did you receive each of the education mentioned above?... Music (instruments, voice, chorus, traditional Korean music)

[VAR] ARTRNDU1

RESPONSE	PUNCH	03-07	2008	2009	2010	2011	2012	2013	2014	2016	2018	2021	2023	TOTAL
Less than 1 year	1	1.0	-	-	-	-	-	-	-	-	-	-	-	0.3
1-3 years	2	1.2	-	-	-	-	-	-	-	-	-	-	-	0.4
More than 3 years	3	1.7	-	-	-	-	-	-	-	-	-	-	-	0.6
IAP	-1	96.1	100.0	100.0	100.0	100.0	100.0	100.0	100.0	100.0	100.0	100.0	100.0	99.7
N		7276	1508	1599	1576	1535	1396	1294	1370	1051	1031	1205	1230	22071

\* SHOW CARD

\*\*\* Keyword: Art

**Table 1063 Period of time that R received ballet or dance related education**

[Questionnaire] How long did you receive each of the education mentioned above?... Ballet, Dance

[VAR] ARTRNDU2

RESPONSE	PUNCH	03-07	2008	2009	2010	2011	2012	2013	2014	2016	2018	2021	2023	TOTAL
Less than 1 year	1	0.4	-	-	-	-	-	-	-	-	-	-	-	0.1
1-3 years	2	0.2	-	-	-	-	-	-	-	-	-	-	-	0.1
More than 3 years	3	0.1	-	-	-	-	-	-	-	-	-	-	-	0.0
IAP	-1	99.3	100.0	100.0	100.0	100.0	100.0	100.0	100.0	100.0	100.0	100.0	100.0	99.8
N		7276	1508	1599	1576	1535	1396	1294	1370	1051	1031	1205	1230	22071

\* SHOW CARD

\*\*\* Keyword: Art, Ballet

**Table 1064 Period of time that R received fine arts and calligraphy related education**

[Questionnaire] How long did you receive each of the education mentioned above?... Fine arts, calligraphy

[VAR] ARTRNDU3

RESPONSE	PUNCH	03-07	2008	2009	2010	2011	2012	2013	2014	2016	2018	2021	2023	TOTAL
Less than 1 year	1	1.0	-	-	-	-	-	-	-	-	-	-	-	0.3
1-3 years	2	1.0	-	-	-	-	-	-	-	-	-	-	-	0.3
More than 3 years	3	0.7	-	-	-	-	-	-	-	-	-	-	-	0.2
DK/NA	-8	0.0	-	-	-	-	-	-	-	-	-	-	-	0.0
IAP	-1	97.2	100.0	100.0	100.0	100.0	100.0	100.0	100.0	100.0	100.0	100.0	100.0	99.1
N		7276	1508	1599	1576	1535	1396	1294	1370	1051	1031	1205	1230	22071

\* SHOW CARD

\*\*\* Keyword: Art, Fine Arts

**Table 1065 Period of time that R received other arts and culture related education**

[Questionnaire] How long did you receive the arts education that you indicated above?

[VAR] ARTRNDU4

RESPONSE	PUNCH	03-07	2008	2009	2010	2011	2012	2013	2014	2016	2018	2021	2023	TOTAL
Less than 1 year	1	0.2	-	-	-	-	-	-	-	-	-	-	-	0.1
1-3 years	2	0.2	-	-	-	-	-	-	-	-	-	-	-	0.1
More than 3 years	3	0.2	-	-	-	-	-	-	-	-	-	-	-	0.1
DK/NA	-8	0.0	-	-	-	-	-	-	-	-	-	-	-	0.0
IAP	-1	99.3	100.0	100.0	100.0	100.0	100.0	100.0	100.0	100.0	100.0	100.0	100.0	99.8
N		7276	1508	1599	1576	1535	1396	1294	1370	1051	1031	1205	1230	22071

\* SHOW CARD

\*\*\* Keyword: Art

**Table 1066 Barriers in attending performing arts events and arts exhibitions: lack of time**

[Questionnaire] What are the barriers for you in attending performing arts events or arts exhibitions? Please select all that apply... No time

[VAR] ARTOBS01

RESPONSE	PUNCH	03-07	2008	2009	2010	2011	2012	2013	2014	2016	2018	2021	2023	TOTAL
No	0	10.1	-	-	-	-	-	-	-	-	-	-	-	3.3
Yes	1	9.4	-	-	-	-	-	-	-	-	-	-	-	3.1
DK/NA	-8	0.1	-	-	-	-	-	-	-	-	-	-	-	0.0
IAP	-1	80.3	100.0	100.0	100.0	100.0	100.0	100.0	100.0	100.0	100.0	100.0	100.0	93.5
N		7276	1508	1599	1576	1535	1396	1294	1370	1051	1031	1205	1230	22071

\* SHOW CARD

\*\*\* Keyword: Art, Barrier



**Table 1067 Barriers in attending performing arts events and arts exhibitions: expensive costs**

[Questionnaire] What are the barriers for you in attending performing arts events or arts exhibitions? Please select all that apply... Too expensive

[VAR] ARTOBS02

RESPONSE	PUNCH	03-07	2008	2009	2010	2011	2012	2013	2014	2016	2018	2021	2023	TOTAL
No	0	9.7	-	-	-	-	-	-	-	-	-	-	-	3.2
Yes	1	9.9	-	-	-	-	-	-	-	-	-	-	-	3.3
DK/NA	-8	0.1	-	-	-	-	-	-	-	-	-	-	-	0.0
IAP	-1	80.3	100.0	100.0	100.0	100.0	100.0	100.0	100.0	100.0	100.0	100.0	100.0	93.5
N		7276	1508	1599	1576	1535	1396	1294	1370	1051	1031	1205	1230	22071

\* SHOW CARD

\*\*\* Keyword: Art, Barrier, Cost

**Table 1068 Barriers in attending performing arts events and arts exhibitions: lack of interest**

[Questionnaire] What are the barriers for you in attending performing arts events or arts exhibitions? Please select all that apply... No interest

[VAR] ARTOBS03

RESPONSE	PUNCH	03-07	2008	2009	2010	2011	2012	2013	2014	2016	2018	2021	2023	TOTAL
No	0	13.9	-	-	-	-	-	-	-	-	-	-	-	4.6
Yes	1	5.7	-	-	-	-	-	-	-	-	-	-	-	1.9
DK/NA	-8	0.1	-	-	-	-	-	-	-	-	-	-	-	0.0
IAP	-1	80.3	100.0	100.0	100.0	100.0	100.0	100.0	100.0	100.0	100.0	100.0	100.0	93.5
N		7276	1508	1599	1576	1535	1396	1294	1370	1051	1031	1205	1230	22071

\* SHOW CARD

\*\*\* Keyword: Art, Barrier, Concern

**Table 1069 Barriers in attending performing arts events and arts exhibitions: no one to go with**

[Questionnaire] What are the barriers for you in attending performing arts events or arts exhibitions? Please select all that apply... No one to go with

[VAR] ARTOBS04

RESPONSE	PUNCH	03-07	2008	2009	2010	2011	2012	2013	2014	2016	2018	2021	2023	TOTAL
No	0	17.8	-	-	-	-	-	-	-	-	-	-	-	5.9
Yes	1	1.8	-	-	-	-	-	-	-	-	-	-	-	0.6
DK/NA	-8	0.1	-	-	-	-	-	-	-	-	-	-	-	0.0
IAP	-1	80.3	100.0	100.0	100.0	100.0	100.0	100.0	100.0	100.0	100.0	100.0	100.0	93.5
N		7276	1508	1599	1576	1535	1396	1294	1370	1051	1031	1205	1230	22071

\* SHOW CARD

\*\*\* Keyword: Barrier, Art

**Table 1070 Barriers in attending performing arts events and arts exhibitions: hard to bring family members**

[Questionnaire] What are the barriers for you in attending performing arts events or arts exhibitions? Please select all that apply... Can't bring family members

[VAR] ARTOBS05

RESPONSE	PUNCH	03-07	2008	2009	2010	2011	2012	2013	2014	2016	2018	2021	2023	TOTAL
No	0	16.7	-	-	-	-	-	-	-	-	-	-	-	5.5
Yes	1	2.9	-	-	-	-	-	-	-	-	-	-	-	1.0
DK/NA	-8	0.1	-	-	-	-	-	-	-	-	-	-	-	0.0
IAP	-1	80.3	100.0	100.0	100.0	100.0	100.0	100.0	100.0	100.0	100.0	100.0	100.0	93.5
N		7276	1508	1599	1576	1535	1396	1294	1370	1051	1031	1205	1230	22071

\* SHOW CARD

\*\*\* Keyword: Art, Barrier, Children, Family Members

**Table 1071 Barriers in attending performing arts events and arts exhibitions: feel uneasy and awkward about attendin**

[Questionnaire] What are the barriers for you in attending performing arts events or arts exhibitions? Please select all that apply... Feel uneasy and awkward about attending such events

[VAR] ARTOBS06

RESPONSE	PUNCH	03-07	2008	2009	2010	2011	2012	2013	2014	2016	2018	2021	2023	TOTAL
No	0	17.4	-	-	-	-	-	-	-	-	-	-	-	5.7
Yes	1	2.2	-	-	-	-	-	-	-	-	-	-	-	0.7
DK/NA	-8	0.1	-	-	-	-	-	-	-	-	-	-	-	0.0
IAP	-1	80.3	100.0	100.0	100.0	100.0	100.0	100.0	100.0	100.0	100.0	100.0	100.0	93.5
N		7276	1508	1599	1576	1535	1396	1294	1370	1051	1031	1205	1230	22071

\* SHOW CARD

\*\*\* Keyword: Art, Barrier

**Table 1072 Barriers in attending performing arts events and arts exhibitions: hard to understand**

[Questionnaire] What are the barriers for you in attending performing arts events or arts exhibitions? Please select all that apply... Hard to understand the arts

[VAR] ARTOBS07

RESPONSE	PUNCH	03-07	2008	2009	2010	2011	2012	2013	2014	2016	2018	2021	2023	TOTAL
No	0	17.3	-	-	-	-	-	-	-	-	-	-	-	5.7
Yes	1	2.2	-	-	-	-	-	-	-	-	-	-	-	0.7
DK/NA	-8	0.1	-	-	-	-	-	-	-	-	-	-	-	0.0
IAP	-1	80.3	100.0	100.0	100.0	100.0	100.0	100.0	100.0	100.0	100.0	100.0	100.0	93.5
N		7276	1508	1599	1576	1535	1396	1294	1370	1051	1031	1205	1230	22071

\* SHOW CARD

\*\*\* Keyword: Art, Barrier



**Table 1073 Barriers in attending performing arts events and arts exhibitions: health issues**

[Questionnaire] What are the barriers for you in attending performing arts events or arts exhibitions? Please select all that apply... Bad health

[VAR] ARTOBS08

RESPONSE	PUNCH	03-07	2008	2009	2010	2011	2012	2013	2014	2016	2018	2021	2023	TOTAL
No	0	17.9	-	-	-	-	-	-	-	-	-	-	-	5.9
Yes	1	1.6	-	-	-	-	-	-	-	-	-	-	-	0.5
DK/NA	-8	0.1	-	-	-	-	-	-	-	-	-	-	-	0.0
IAP	-1	80.3	100.0	100.0	100.0	100.0	100.0	100.0	100.0	100.0	100.0	100.0	100.0	93.5
N		7276	1508	1599	1576	1535	1396	1294	1370	1051	1031	1205	1230	22071

\* SHOW CARD

\*\*\* Keyword: Art, Barrier, Health

**Table 1074 Barriers in attending performing arts events and arts exhibitions: uncomfortable with the arts**

[Questionnaire] What are the barriers for you in attending performing arts events or arts exhibitions? Please select all that apply... Uncomfortable with the arts

[VAR] ARTOBS09

RESPONSE	PUNCH	03-07	2008	2009	2010	2011	2012	2013	2014	2016	2018	2021	2023	TOTAL
No	0	18.6	-	-	-	-	-	-	-	-	-	-	-	6.1
Yes	1	1.0	-	-	-	-	-	-	-	-	-	-	-	0.3
DK/NA	-8	0.1	-	-	-	-	-	-	-	-	-	-	-	0.0
IAP	-1	80.3	100.0	100.0	100.0	100.0	100.0	100.0	100.0	100.0	100.0	100.0	100.0	93.5
N		7276	1508	1599	1576	1535	1396	1294	1370	1051	1031	1205	1230	22071

\* SHOW CARD

\*\*\* Keyword: Art, Barrier

**Table 1075 Barriers in attending performing arts events and arts exhibitions: lack of arts facilities around**

[Questionnaire] What are the barriers for you in attending performing arts events or arts exhibitions? Please select all that apply... Lack of arts facilities around

[VAR] ARTOBS10

RESPONSE	PUNCH	03-07	2008	2009	2010	2011	2012	2013	2014	2016	2018	2021	2023	TOTAL
No	0	13.8	-	-	-	-	-	-	-	-	-	-	-	4.5
Yes	1	5.8	-	-	-	-	-	-	-	-	-	-	-	1.9
DK/NA	-8	0.1	-	-	-	-	-	-	-	-	-	-	-	0.0
IAP	-1	80.3	100.0	100.0	100.0	100.0	100.0	100.0	100.0	100.0	100.0	100.0	100.0	93.5
N		7276	1508	1599	1576	1535	1396	1294	1370	1051	1031	1205	1230	22071

\* SHOW CARD

\*\*\* Keyword: Art, Barrier, Facilities

**Table 1076 Barriers in attending performing arts events and arts exhibitions: low quality of the arts that are accessible**

[Questionnaire] What are the barriers for you in attending performing arts events or arts exhibitions? Please select all that apply... Low quality of the arts that are accessible

[VAR] ARTOBS11

RESPONSE	PUNCH	03-07	2008	2009	2010	2011	2012	2013	2014	2016	2018	2021	2023	TOTAL
No	0	18.7	-	-	-	-	-	-	-	-	-	-	-	6.2
Yes	1	0.9	-	-	-	-	-	-	-	-	-	-	-	0.3
DK/NA	-8	0.1	-	-	-	-	-	-	-	-	-	-	-	0.0
IAP	-1	80.3	100.0	100.0	100.0	100.0	100.0	100.0	100.0	100.0	100.0	100.0	100.0	93.5
N		7276	1508	1599	1576	1535	1396	1294	1370	1051	1031	1205	1230	22071

\* SHOW CARD

\*\*\* Keyword: Art, Barrier

**Table 1077 Barriers in attending performing arts events and arts exhibitions: inconvenient transportation**

[Questionnaire] What are the barriers for you in attending performing arts events or arts exhibitions? Please select all that apply... Inconvenient transportation

[VAR] ARTOBS12

RESPONSE	PUNCH	03-07	2008	2009	2010	2011	2012	2013	2014	2016	2018	2021	2023	TOTAL
No	0	17.4	-	-	-	-	-	-	-	-	-	-	-	5.7
Yes	1	2.1	-	-	-	-	-	-	-	-	-	-	-	0.7
DK/NA	-8	0.1	-	-	-	-	-	-	-	-	-	-	-	0.0
IAP	-1	80.3	100.0	100.0	100.0	100.0	100.0	100.0	100.0	100.0	100.0	100.0	100.0	93.5
N		7276	1508	1599	1576	1535	1396	1294	1370	1051	1031	1205	1230	22071

\* SHOW CARD

\*\*\* Keyword: Art, Barrier

**Table 1078 Barriers in attending performing arts events and arts exhibitions: other**

[Questionnaire] What are the barriers for you in attending performing arts events or arts exhibitions? Please select all that apply... Other

[VAR] ARTOBS77

RESPONSE	PUNCH	03-07	2008	2009	2010	2011	2012	2013	2014	2016	2018	2021	2023	TOTAL
No	0	19.5	-	-	-	-	-	-	-	-	-	-	-	6.4
Yes	1	0.1	-	-	-	-	-	-	-	-	-	-	-	0.0
DK/NA	-8	0.1	-	-	-	-	-	-	-	-	-	-	-	0.0
IAP	-1	80.3	100.0	100.0	100.0	100.0	100.0	100.0	100.0	100.0	100.0	100.0	100.0	93.5
N		7276	1508	1599	1576	1535	1396	1294	1370	1051	1031	1205	1230	22071

\*\*\* Keyword: Art, Barrier



**Table 1079 Frequency of reading the newspaper**

[Questionnaire] How often do you read the newspaper? (Please include online newspaper)

[VAR] NEWS

RESPONSE	PUNCH	03-07	2008	2009	2010	2011	2012	2013	2014	2016	2018	2021	2023	TOTAL
Everyday	1	7.7	42.3	44.5	-	-	-	-	-	-	-	-	-	8.7
A few times a week	2	3.2	16.2	14.6	-	-	-	-	-	-	-	-	-	3.2
Once a week	3	2.3	10.9	10.8	-	-	-	-	-	-	-	-	-	2.3
Less than a once a week	4	1.3	6.6	7.7	-	-	-	-	-	-	-	-	-	1.4
Never	5	3.5	24.0	22.5	-	-	-	-	-	-	-	-	-	4.4
DK/NA	-8	0.0	0.1	0.0	-	-	-	-	-	-	-	-	-	0.0
IAP	-1	81.9	0.0	0.0	100.0	100.0	100.0	100.0	100.0	100.0	100.0	100.0	100.0	80.0
N		7276	1508	1599	1576	1535	1396	1294	1370	1051	1031	1205	1230	22071

\*\*\* Keyword: News

**Table 1080 Average time reading newspapers: hours/minutes**

[Questionnaire] On the average day, about how many hours do you read newspapers, including news on the internet?

[VAR] NEWSHR, NEWSMN

RESPONSE	PUNCH	03-07	2008	2009	2010	2011	2012	2013	2014	2016	2018	2021	2023	TOTAL
Never	1	6.1	-	-	-	-	-	-	-	-	-	-	-	2.0
Less than 20 minutes	2	2.7	-	-	-	-	-	-	-	-	-	-	-	0.9
20-40 minutes	3	6.3	-	-	-	-	-	-	-	-	-	-	-	2.1
40 minutes-1 hours	4	0.6	-	-	-	-	-	-	-	-	-	-	-	0.2
1-2 hours	5	5.0	-	-	-	-	-	-	-	-	-	-	-	1.6
2 hours or over	6	1.4	-	-	-	-	-	-	-	-	-	-	-	0.5
IAP	-1	77.8	100.0	100.0	100.0	100.0	100.0	100.0	100.0	100.0	100.0	100.0	100.0	92.7
N		7276	1508	1599	1576	1535	1396	1294	1370	1051	1031	1205	1230	22071

\*\*\* Keyword: News, Internet

**Table 1081 Most often read newspaper section (2003)**

[Questionnaire] (IF YOU READ THE NEWSPAPER) Which sections do you read most?

[VAR] NEWSKIND

RESPONSE	PUNCH	03-07	2008	2009	2010	2011	2012	2013	2014	2016	2018	2021	2023	TOTAL
National	1	5.3	27.7	-	-	-	-	-	-	-	-	-	-	3.6
Politics	2	1.8	9.2	-	-	-	-	-	-	-	-	-	-	1.2
Business and Finance	3	3.2	19.7	-	-	-	-	-	-	-	-	-	-	2.4
Sports	4	1.7	8.7	-	-	-	-	-	-	-	-	-	-	1.2
Entertainment	5	1.0	4.8	-	-	-	-	-	-	-	-	-	-	0.6
Culture	6	1.2	4.0	-	-	-	-	-	-	-	-	-	-	0.7
OTHER	77	0.2	1.8	-	-	-	-	-	-	-	-	-	-	0.2
DK/NA	-8	0.1	0.2	-	-	-	-	-	-	-	-	-	-	0.1
IAP	-1	85.5	24.0	100.0	100.0	100.0	100.0	100.0	100.0	100.0	100.0	100.0	100.0	90.0
N		7276	1508	1599	1576	1535	1396	1294	1370	1051	1031	1205	1230	22071

\*\*\* Keyword: News

**Table 1082 Most often read newspaper section (2005)**

[Questionnaire] Which section do you read most?

[VAR] NEWSKND0

RESPONSE	PUNCH	03-07	2008	2009	2010	2011	2012	2013	2014	2016	2018	2021	2023	TOTAL
National	1	5.9	-	-	-	-	-	-	-	-	-	-	-	1.9
Politics	2	1.4	-	-	-	-	-	-	-	-	-	-	-	0.5
Business and Finance	3	3.7	-	-	-	-	-	-	-	-	-	-	-	1.2
Sports	4	2.2	-	-	-	-	-	-	-	-	-	-	-	0.7
Entertainment	5	1.3	-	-	-	-	-	-	-	-	-	-	-	0.4
Culture	6	0.9	-	-	-	-	-	-	-	-	-	-	-	0.3
International	7	0.2	-	-	-	-	-	-	-	-	-	-	-	0.0
OTHER	77	0.5	-	-	-	-	-	-	-	-	-	-	-	0.2
DK/NA	-8	0.1	-	-	-	-	-	-	-	-	-	-	-	0.0
IAP	-1	83.9	100.0	100.0	100.0	100.0	100.0	100.0	100.0	100.0	100.0	100.0	100.0	94.7
N		7276	1508	1599	1576	1535	1396	1294	1370	1051	1031	1205	1230	22071

\*\*\* Keyword: News

**Table 1083 Average time watching TV: hours/minutes**

[Questionnaire] On the average day about how many hours do you personally watch television? (Please include DMB,

Internet TV)

[VAR] TVHOURS, TVMINUTE

RESPONSE	PUNCH	03-07	2008	2009	2010	2011	2012	2013	2014	2016	2018	2021	2023	TOTAL
Never	0	1.1	4.3	4.9	-	-	-	-	-	-	-	-	-	1.0
Less than 1 hour	1	2.9	6.4	5.5	-	-	-	-	-	-	-	-	-	1.8
1-2 hours	2	8.9	24.2	21.6	-	-	-	-	-	-	-	-	-	6.1
2-3 hours	3	11.5	26.9	26.7	-	-	-	-	-	-	-	-	-	7.6
3-4 hours	4	7.9	17.4	18.6	-	-	-	-	-	-	-	-	-	5.1
4 hours or over	5	8.0	20.8	22.4	-	-	-	-	-	-	-	-	-	5.7
DK/NA	-8	0.0	0.1	0.2	-	-	-	-	-	-	-	-	-	0.0
IAP	-1	59.8	0.0	0.0	100.0	100.0	100.0	100.0	100.0	100.0	100.0	100.0	100.0	72.7
N		7276	1508	1599	1576	1535	1396	1294	1370	1051	1031	1205	1230	22071

\*\*\* Keyword: TV



**Table 1084 Most frequently watched kind of TV program**

[Questionnaire] (IF YOU WATCH TV) What kind of program do you watch most?

[VAR] TVKIND

RESPONSE	PUNCH	03-07	2008	2009	2010	2011	2012	2013	2014	2016	2018	2021	2023	TOTAL
News and current events	1	17.7	42.5	-	-	-	-	-	-	-	-	-	-	8.7
Drama	2	10.9	24.1	-	-	-	-	-	-	-	-	-	-	5.2
Entertainment	3	4.8	14.9	-	-	-	-	-	-	-	-	-	-	2.6
Education and documentary	4	2.7	6.1	-	-	-	-	-	-	-	-	-	-	1.3
Sports	5	2.4	6.4	-	-	-	-	-	-	-	-	-	-	1.2
OTHER	77	0.4	1.3	-	-	-	-	-	-	-	-	-	-	0.2
DK/NA	-8	0.2	0.4	-	-	-	-	-	-	-	-	-	-	0.1
IAP	-1	60.9	4.3	100.0	100.0	100.0	100.0	100.0	100.0	100.0	100.0	100.0	100.0	80.6
N		7276	1508	1599	1576	1535	1396	1294	1370	1051	1031	1205	1230	22071

\*\*\* Keyword: TV

**Table 1085 Average time using the Internet: hours**

[Questionnaire] On the average day, about how many hours do you use internet?

[VAR] WWWHR, WWWMN

RESPONSE	PUNCH	03-07	2008	2009	2010	2011	2012	2013	2014	2016	2018	2021	2023	TOTAL
Never	0	8.0	-	-	-	-	-	-	-	-	-	-	-	2.7
Less than 20 minutes	1	0.3	-	-	-	-	-	-	-	-	-	-	-	0.1
20-40 minutes	2	2.4	-	-	-	-	-	-	-	-	-	-	-	0.8
40 minutes-1 hour	3	0.2	-	-	-	-	-	-	-	-	-	-	-	0.1
1-2 hours	4	3.7	-	-	-	-	-	-	-	-	-	-	-	1.2
2 hours or over	5	7.5	-	-	-	-	-	-	-	-	-	-	-	2.5
IAP	-1	77.8	100.0	100.0	100.0	100.0	100.0	100.0	100.0	100.0	100.0	100.0	100.0	92.7
N		7276	1508	1599	1576	1535	1396	1294	1370	1051	1031	1205	1230	22071

\*\*\* Keyword: Internet

**Table 1086 Average time using e-mails: hours/minutes**

[Questionnaire] On the average day, about how many hours do you use e-mail?

[VAR] EMAILHR, EMAILMN

RESPONSE	PUNCH	03-07	2008	2009	2010	2011	2012	2013	2014	2016	2018	2021	2023	TOTAL
Never	0	3.7	-	-	-	-	-	-	-	-	-	-	-	1.2
Less than 10 minutes	1	2.1	-	-	-	-	-	-	-	-	-	-	-	0.7
10-20 minutes	2	3.3	-	-	-	-	-	-	-	-	-	-	-	1.1
20-30 minutes	3	1.2	-	-	-	-	-	-	-	-	-	-	-	0.4
30 minutes-1 hours	4	2.5	-	-	-	-	-	-	-	-	-	-	-	0.8
1 hour or over	5	1.4	-	-	-	-	-	-	-	-	-	-	-	0.5
IAP	-1	85.9	100.0	100.0	100.0	100.0	100.0	100.0	100.0	100.0	100.0	100.0	100.0	95.3
N		7276	1508	1599	1576	1535	1396	1294	1370	1051	1031	1205	1230	22071

**Table 1087 Main usage for the e-mails (if R uses e-mails)**

[Questionnaire] What do you use e-mail for mostly?

[VAR] EMAILUSE

RESPONSE	PUNCH	03-07	2008	2009	2010	2011	2012	2013	2014	2016	2018	2021	2023	TOTAL
Work-related communication and information gathering	1	3.9	-	-	-	-	-	-	-	-	-	-	-	1.3
Education-related communication and information gathering	2	0.8	-	-	-	-	-	-	-	-	-	-	-	0.3
Entertainment	3	0.2	-	-	-	-	-	-	-	-	-	-	-	0.1
Information gathering for everyday life	4	2.4	-	-	-	-	-	-	-	-	-	-	-	0.8
Communication with family or relatives	5	0.3	-	-	-	-	-	-	-	-	-	-	-	0.1
Communication with friends or acquaintances	6	2.7	-	-	-	-	-	-	-	-	-	-	-	0.9
OTHER	77	0.1	-	-	-	-	-	-	-	-	-	-	-	0.0
IAP	-1	89.6	100.0	100.0	100.0	100.0	100.0	100.0	100.0	100.0	100.0	100.0	100.0	96.6
N		7276	1508	1599	1576	1535	1396	1294	1370	1051	1031	1205	1230	22071

\* SHOW CARD

**Table 1088 Main usage of the Internet aside from e-mails**

[Questionnaire] Aside from e-mail, what do you use the internet for mostly? (PLEASE ASK ABOUT SPECIFIC

ACTIVITIES IF THE RESPONDENT GIVES SUCH ANSWERS AS HOBBIES, HOMEPAGE MAINTENANCE, ETC.)

[VAR] WWWUSE

RESPONSE	PUNCH	03-07	2008	2009	2010	2011	2012	2013	2014	2016	2018	2021	2023	TOTAL
Work-related communication and information gathering	1	2.5	-	-	-	-	-	-	-	-	-	-	-	0.8
Education-related communication and information gathering	2	0.9	-	-	-	-	-	-	-	-	-	-	-	0.3
Entertainment	3	0.7	-	-	-	-	-	-	-	-	-	-	-	0.2
Information gathering for everyday life	4	3.5	-	-	-	-	-	-	-	-	-	-	-	1.1
On-line education	5	0.5	-	-	-	-	-	-	-	-	-	-	-	0.2
Shopping, baking, or ticket reservation	6	1.5	-	-	-	-	-	-	-	-	-	-	-	0.5
Chatting	7	0.4	-	-	-	-	-	-	-	-	-	-	-	0.1
Watching movie and drama or listening to music	8	0.9	-	-	-	-	-	-	-	-	-	-	-	0.3
Internet games	9	1.7	-	-	-	-	-	-	-	-	-	-	-	0.6
Watching news	10	1.3	-	-	-	-	-	-	-	-	-	-	-	0.4
Participation in social or political activities	11	0.0	-	-	-	-	-	-	-	-	-	-	-	0.0
OTHER	77	0.2	-	-	-	-	-	-	-	-	-	-	-	0.1
DK/NA	-8	0.1	-	-	-	-	-	-	-	-	-	-	-	0.0
IAP	-1	85.9	100.0	100.0	100.0	100.0	100.0	100.0	100.0	100.0	100.0	100.0	100.0	95.3
N		7276	1508	1599	1576	1535	1396	1294	1370	1051	1031	1205	1230	22071

\* SHOW CARD

\*\*\* Keyword: Internet



**Table 1089 Experience on downloading motion pictures or music from the Internet**

[Questionnaire] In the last year, have you ever downloaded motion pictures or music from the Internet (including P2P)?

[VAR] DOWNEXP

RESPONSE	PUNCH	03-07	2008	2009	2010	2011	2012	2013	2014	2016	2018	2021	2023	TOTAL
Yes	1	8.6	-	-	-	-	-	-	-	-	-	-	-	2.8
No	2	11.1	-	-	-	-	-	-	-	-	-	-	-	3.7
IAP	-1	80.3	100.0	100.0	100.0	100.0	100.0	100.0	100.0	100.0	100.0	100.0	100.0	93.5
N		7276	1508	1599	1576	1535	1396	1294	1370	1051	1031	1205	1230	22071

\*\*\* Keyword: Internet, Movie, Video

**Table 1090 Experience on uploading motion pictures or music from the Internet**

[Questionnaire] In the last year, have you ever uploaded motion pictures or music on the Internet (including P2P)?

[VAR] UPEXP

RESPONSE	PUNCH	03-07	2008	2009	2010	2011	2012	2013	2014	2016	2018	2021	2023	TOTAL
Yes	1	1.3	-	-	-	-	-	-	-	-	-	-	-	0.4
No	2	18.3	-	-	-	-	-	-	-	-	-	-	-	6.0
IAP	-1	80.3	100.0	100.0	100.0	100.0	100.0	100.0	100.0	100.0	100.0	100.0	100.0	93.5
N		7276	1508	1599	1576	1535	1396	1294	1370	1051	1031	1205	1230	22071

\*\*\* Keyword: Internet, Video

**Table 1091 Whether R uses the high-speed internet**

[Questionnaire] Do you currently use the following services (including both paid and free services)?... High speed internet (including ADSL, VDSL, cable, Home LAN), wireless LAN

[VAR] ITUSE01

RESPONSE	PUNCH	03-07	2008	2009	2010	2011	2012	2013	2014	2016	2018	2021	2023	TOTAL
Yes, I use	1	14.3	-	-	-	-	-	-	-	-	-	-	-	4.7
No, I don't use	2	5.4	-	-	-	-	-	-	-	-	-	-	-	1.8
DK/NA	-8	0.0	-	-	-	-	-	-	-	-	-	-	-	0.0
IAP	-1	80.3	100.0	100.0	100.0	100.0	100.0	100.0	100.0	100.0	100.0	100.0	100.0	93.5
N		7276	1508	1599	1576	1535	1396	1294	1370	1051	1031	1205	1230	22071

\*\*\* Keyword: Internet

**Table 1092 Whether R uses the cellular phone wireless Internet**

[Questionnaire] Do you currently use the following services (including both paid and free services)?... Cellular phone wireless Internet

[VAR] ITUSE02

RESPONSE	PUNCH	03-07	2008	2009	2010	2011	2012	2013	2014	2016	2018	2021	2023	TOTAL
Yes, I use	1	4.7	-	-	-	-	-	-	-	-	-	-	-	1.6
No, I don't use	2	14.9	-	-	-	-	-	-	-	-	-	-	-	4.9
DK/NA	-8	0.1	-	-	-	-	-	-	-	-	-	-	-	0.0
IAP	-1	80.3	100.0	100.0	100.0	100.0	100.0	100.0	100.0	100.0	100.0	100.0	100.0	93.5
N		7276	1508	1599	1576	1535	1396	1294	1370	1051	1031	1205	1230	22071

\*\*\* Keyword: Cellphone, Internet

**Table 1093 Whether R uses the ground DMB/satellite DMB**

[Questionnaire] Do you currently use the following services (including both paid and free services)?... Ground DMB/satellite DMB

[VAR] ITUSE03

RESPONSE	PUNCH	03-07	2008	2009	2010	2011	2012	2013	2014	2016	2018	2021	2023	TOTAL
Yes, I use	1	2.7	-	-	-	-	-	-	-	-	-	-	-	0.9
No, I don't use	2	16.9	-	-	-	-	-	-	-	-	-	-	-	5.6
DK/NA	-8	0.0	-	-	-	-	-	-	-	-	-	-	-	0.0
IAP	-1	80.3	100.0	100.0	100.0	100.0	100.0	100.0	100.0	100.0	100.0	100.0	100.0	93.5
N		7276	1508	1599	1576	1535	1396	1294	1370	1051	1031	1205	1230	22071

**Table 1094 Whether R uses the satellite TV/cable TV**

[Questionnaire] Do you currently use the following services (including both paid and free services)?... Satellite TV/cable TV

[VAR] ITUSE04

RESPONSE	PUNCH	03-07	2008	2009	2010	2011	2012	2013	2014	2016	2018	2021	2023	TOTAL
Yes, I use	1	15.0	-	-	-	-	-	-	-	-	-	-	-	5.0
No, I don't use	2	4.6	-	-	-	-	-	-	-	-	-	-	-	1.5
DK/NA	-8	0.0	-	-	-	-	-	-	-	-	-	-	-	0.0
IAP	-1	80.3	100.0	100.0	100.0	100.0	100.0	100.0	100.0	100.0	100.0	100.0	100.0	93.5
N		7276	1508	1599	1576	1535	1396	1294	1370	1051	1031	1205	1230	22071

\*\*\* Keyword: TV

**Table 1095 Whether R uses the Internet TV/ VOD**

[Questionnaire] Do you currently use the following services (including both paid and free services)?... Internet TV/ VOD

[VAR] ITUSE05

RESPONSE	PUNCH	03-07	2008	2009	2010	2011	2012	2013	2014	2016	2018	2021	2023	TOTAL
Yes, I use	1	6.0	-	-	-	-	-	-	-	-	-	-	-	2.0
No, I don't use	2	13.7	-	-	-	-	-	-	-	-	-	-	-	4.5
DK/NA	-8	0.0	-	-	-	-	-	-	-	-	-	-	-	0.0
IAP	-1	80.3	100.0	100.0	100.0	100.0	100.0	100.0	100.0	100.0	100.0	100.0	100.0	93.5
N		7276	1508	1599	1576	1535	1396	1294	1370	1051	1031	1205	1230	22071

\*\*\* Keyword: Internet, TV



**Table 1096 Whether R uses the personal home page/mini home page/blog**

[Questionnaire] Do you currently use the following services (including both paid and free services)?... Personal home page/mini home page/blog

[VAR] ITUSE06

RESPONSE	PUNCH	03-07	2008	2009	2010	2011	2012	2013	2014	2016	2018	2021	2023	TOTAL
Yes, I use	1	7.3	-	-	-	-	-	-	-	-	-	-	-	2.4
No, I don't use	2	12.3	-	-	-	-	-	-	-	-	-	-	-	4.1
DK/NA	-8	0.0	-	-	-	-	-	-	-	-	-	-	-	0.0
IAP	-1	80.3	100.0	100.0	100.0	100.0	100.0	100.0	100.0	100.0	100.0	100.0	100.0	93.5
N		7276	1508	1599	1576	1535	1396	1294	1370	1051	1031	1205	1230	22071

\*\*\* Keyword: Blog

**Table 1097 Internet's contribution to R: increasing education and cultural knowledge**

[Questionnaire] How helpful do you think the Internet is for you for each of the following purposes?... Increasing education and cultural knowledge

[VAR] INT1\_R

RESPONSE	PUNCH	03-07	2008	2009	2010	2011	2012	2013	2014	2016	2018	2021	2023	TOTAL
Very helpful	1	5.3	-	-	-	-	-	-	-	-	-	-	-	1.8
Somewhat helpful	2	7.8	-	-	-	-	-	-	-	-	-	-	-	2.6
Not very helpful	3	1.0	-	-	-	-	-	-	-	-	-	-	-	0.3
Not helpful at all	4	0.2	-	-	-	-	-	-	-	-	-	-	-	0.1
DK/NA	-8	0.2	-	-	-	-	-	-	-	-	-	-	-	0.0
IAP	-1	85.5	100.0	100.0	100.0	100.0	100.0	100.0	100.0	100.0	100.0	100.0	100.0	95.2
N		7276	1508	1599	1576	1535	1396	1294	1370	1051	1031	1205	1230	22071

\* SHOW CARD

\*\*\* Keyword: Internet

**Table 1098 Internet's contribution to R: understanding foreign culture**

[Questionnaire] How helpful do you think the Internet is for you for each of the following purposes?... Understanding foreign culture

[VAR] INT2\_R

RESPONSE	PUNCH	03-07	2008	2009	2010	2011	2012	2013	2014	2016	2018	2021	2023	TOTAL
Very helpful	1	3.3	-	-	-	-	-	-	-	-	-	-	-	1.1
Somewhat helpful	2	7.6	-	-	-	-	-	-	-	-	-	-	-	2.5
Not very helpful	3	2.9	-	-	-	-	-	-	-	-	-	-	-	0.9
Not helpful at all	4	0.5	-	-	-	-	-	-	-	-	-	-	-	0.2
DK/NA	-8	0.2	-	-	-	-	-	-	-	-	-	-	-	0.1
IAP	-1	85.5	100.0	100.0	100.0	100.0	100.0	100.0	100.0	100.0	100.0	100.0	100.0	95.2
N		7276	1508	1599	1576	1535	1396	1294	1370	1051	1031	1205	1230	22071

\* SHOW CARD

\*\*\* Keyword: Internet

**Table 1099 Internet's contribution to R: increasing attendance at performing arts or exhibitions**

[Questionnaire] How helpful do you think the Internet is for you for each of the following purposes?... Increasing attendance at performing arts or exhibitions

[VAR] INT3\_R

RESPONSE	PUNCH	03-07	2008	2009	2010	2011	2012	2013	2014	2016	2018	2021	2023	TOTAL
Very helpful	1	1.9	-	-	-	-	-	-	-	-	-	-	-	0.6
Somewhat helpful	2	6.5	-	-	-	-	-	-	-	-	-	-	-	2.1
Not very helpful	3	4.4	-	-	-	-	-	-	-	-	-	-	-	1.4
Not helpful at all	4	1.4	-	-	-	-	-	-	-	-	-	-	-	0.5
DK/NA	-8	0.3	-	-	-	-	-	-	-	-	-	-	-	0.1
IAP	-1	85.5	100.0	100.0	100.0	100.0	100.0	100.0	100.0	100.0	100.0	100.0	100.0	95.2
N		7276	1508	1599	1576	1535	1396	1294	1370	1051	1031	1205	1230	22071

\* SHOW CARD

\*\*\* Keyword: Internet

**Table 1100 Internet's contribution to R: expanding the range of music to listen to**

[Questionnaire] How helpful do you think the Internet is for you for each of the following purposes?... Expanding the range of music to listen to

[VAR] INT4\_R

RESPONSE	PUNCH	03-07	2008	2009	2010	2011	2012	2013	2014	2016	2018	2021	2023	TOTAL
Very helpful	1	4.4	-	-	-	-	-	-	-	-	-	-	-	1.5
Somewhat helpful	2	6.4	-	-	-	-	-	-	-	-	-	-	-	2.1
Not very helpful	3	2.7	-	-	-	-	-	-	-	-	-	-	-	0.9
Not helpful at all	4	0.7	-	-	-	-	-	-	-	-	-	-	-	0.2
DK/NA	-8	0.3	-	-	-	-	-	-	-	-	-	-	-	0.1
IAP	-1	85.5	100.0	100.0	100.0	100.0	100.0	100.0	100.0	100.0	100.0	100.0	100.0	95.2
N		7276	1508	1599	1576	1535	1396	1294	1370	1051	1031	1205	1230	22071

\* SHOW CARD

\*\*\* Keyword: Internet



**Table 1101 Internet's contribution to R: expanding the range of movies to watch**

[Questionnaire] How helpful do you think the Internet is for you for each of the following purposes?... Expanding the range of movies to watch

[VAR] INT5\_R

RESPONSE	PUNCH	03-07	2008	2009	2010	2011	2012	2013	2014	2016	2018	2021	2023	TOTAL
Very helpful	1	4.0	-	-	-	-	-	-	-	-	-	-	-	1.3
Somewhat helpful	2	6.8	-	-	-	-	-	-	-	-	-	-	-	2.3
Not very helpful	3	2.8	-	-	-	-	-	-	-	-	-	-	-	0.9
Not helpful at all	4	0.7	-	-	-	-	-	-	-	-	-	-	-	0.2
DK/NA	-8	0.3	-	-	-	-	-	-	-	-	-	-	-	0.1
IAP	-1	85.5	100.0	100.0	100.0	100.0	100.0	100.0	100.0	100.0	100.0	100.0	100.0	95.2
N		7276	1508	1599	1576	1535	1396	1294	1370	1051	1031	1205	1230	22071

\* SHOW CARD

\*\*\* Keyword: Internet, Movie

**Table 1102 Internet's contribution to R: increasing the time of reading**

[Questionnaire] How helpful do you think the Internet is for you for each of the following purposes?... Increasing the time of reading

[VAR] INT6\_R

RESPONSE	PUNCH	03-07	2008	2009	2010	2011	2012	2013	2014	2016	2018	2021	2023	TOTAL
Very helpful	1	0.5	-	-	-	-	-	-	-	-	-	-	-	0.2
Somewhat helpful	2	1.9	-	-	-	-	-	-	-	-	-	-	-	0.6
Not very helpful	3	6.7	-	-	-	-	-	-	-	-	-	-	-	2.2
Not helpful at all	4	5.1	-	-	-	-	-	-	-	-	-	-	-	1.7
DK/NA	-8	0.3	-	-	-	-	-	-	-	-	-	-	-	0.1
IAP	-1	85.5	100.0	100.0	100.0	100.0	100.0	100.0	100.0	100.0	100.0	100.0	100.0	95.2
N		7276	1508	1599	1576	1535	1396	1294	1370	1051	1031	1205	1230	22071

\* SHOW CARD

\*\*\* Keyword: Internet, Reading Books

**Table 1103 Internet's contribution to the Korean society: expanding the opportunities for cultural enjoyment**

[Questionnaire] How helpful do you think the Internet is for the Korean society for each of the following purposes?...

Expanding the opportunities for cultural enjoyment

[VAR] INT1\_KR

RESPONSE	PUNCH	03-07	2008	2009	2010	2011	2012	2013	2014	2016	2018	2021	2023	TOTAL
Very helpful	1	4.9	-	-	-	-	-	-	-	-	-	-	-	1.6
Somewhat helpful	2	9.8	-	-	-	-	-	-	-	-	-	-	-	3.2
Not very helpful	3	2.2	-	-	-	-	-	-	-	-	-	-	-	0.7
Not helpful at all	4	0.2	-	-	-	-	-	-	-	-	-	-	-	0.1
DK/NA	-8	2.6	-	-	-	-	-	-	-	-	-	-	-	0.9
IAP	-1	80.3	100.0	100.0	100.0	100.0	100.0	100.0	100.0	100.0	100.0	100.0	100.0	93.5
N		7276	1508	1599	1576	1535	1396	1294	1370	1051	1031	1205	1230	22071

\* SHOW CARD

\*\*\* Keyword: Internet, Citizen

**Table 1104 Internet's contribution to the Korean society: increasing cultural diversity**

[Questionnaire] How helpful do you think the Internet is for the Korean society for each of the following purposes?...

Increasing cultural diversity

[VAR] INT2\_KR

RESPONSE	PUNCH	03-07	2008	2009	2010	2011	2012	2013	2014	2016	2018	2021	2023	TOTAL
Very helpful	1	5.5	-	-	-	-	-	-	-	-	-	-	-	1.8
Somewhat helpful	2	9.8	-	-	-	-	-	-	-	-	-	-	-	3.2
Not very helpful	3	1.5	-	-	-	-	-	-	-	-	-	-	-	0.5
Not helpful at all	4	0.2	-	-	-	-	-	-	-	-	-	-	-	0.1
DK/NA	-8	2.6	-	-	-	-	-	-	-	-	-	-	-	0.9
IAP	-1	80.3	100.0	100.0	100.0	100.0	100.0	100.0	100.0	100.0	100.0	100.0	100.0	93.5
N		7276	1508	1599	1576	1535	1396	1294	1370	1051	1031	1205	1230	22071

\* SHOW CARD

\*\*\* Keyword: Internet

**Table 1105 Internet's contribution to the Korean society: expanding Korean wave (Hallyu)**

[Questionnaire] How helpful do you think the Internet is for the Korean society for each of the following purposes?...

Expanding Korean wave (Hallyu)

[VAR] INT3\_KR

RESPONSE	PUNCH	03-07	2008	2009	2010	2011	2012	2013	2014	2016	2018	2021	2023	TOTAL
Very helpful	1	4.7	-	-	-	-	-	-	-	-	-	-	-	1.5
Somewhat helpful	2	8.9	-	-	-	-	-	-	-	-	-	-	-	2.9
Not very helpful	3	2.9	-	-	-	-	-	-	-	-	-	-	-	1.0
Not helpful at all	4	0.3	-	-	-	-	-	-	-	-	-	-	-	0.1
DK/NA	-8	2.9	-	-	-	-	-	-	-	-	-	-	-	1.0
IAP	-1	80.3	100.0	100.0	100.0	100.0	100.0	100.0	100.0	100.0	100.0	100.0	100.0	93.5
N		7276	1508	1599	1576	1535	1396	1294	1370	1051	1031	1205	1230	22071

\* SHOW CARD

\*\*\* Keyword: Internet



**Table 1106 Internet's contribution to the Korean society: developing Korean film industry**

[Questionnaire] How helpful do you think the Internet is for the Korean society for each of the following purposes?...

Developing Korean film industry

[VAR] INT4\_KR

RESPONSE	PUNCH	03-07	2008	2009	2010	2011	2012	2013	2014	2016	2018	2021	2023	TOTAL
Very helpful	1	2.6	-	-	-	-	-	-	-	-	-	-	-	0.9
Somewhat helpful	2	8.0	-	-	-	-	-	-	-	-	-	-	-	2.6
Not very helpful	3	5.3	-	-	-	-	-	-	-	-	-	-	-	1.7
Not helpful at all	4	0.9	-	-	-	-	-	-	-	-	-	-	-	0.3
DK/NA	-8	2.9	-	-	-	-	-	-	-	-	-	-	-	0.9
IAP	-1	80.3	100.0	100.0	100.0	100.0	100.0	100.0	100.0	100.0	100.0	100.0	100.0	93.5
N		7276	1508	1599	1576	1535	1396	1294	1370	1051	1031	1205	1230	22071

\* SHOW CARD

\*\*\* Keyword: Internet, Movie

**Table 1107 Internet's contribution to the Korean society: expanding the domestic popular music market**

[Questionnaire] How helpful do you think the Internet is for the Korean society for each of the following purposes?...

Expanding the domestic popular music market

[VAR] INT5\_KR

RESPONSE	PUNCH	03-07	2008	2009	2010	2011	2012	2013	2014	2016	2018	2021	2023	TOTAL
Very helpful	1	2.5	-	-	-	-	-	-	-	-	-	-	-	0.8
Somewhat helpful	2	6.8	-	-	-	-	-	-	-	-	-	-	-	2.2
Not very helpful	3	6.1	-	-	-	-	-	-	-	-	-	-	-	2.0
Not helpful at all	4	1.5	-	-	-	-	-	-	-	-	-	-	-	0.5
DK/NA	-8	2.8	-	-	-	-	-	-	-	-	-	-	-	0.9
IAP	-1	80.3	100.0	100.0	100.0	100.0	100.0	100.0	100.0	100.0	100.0	100.0	100.0	93.5
N		7276	1508	1599	1576	1535	1396	1294	1370	1051	1031	1205	1230	22071

\* SHOW CARD

\*\*\* Keyword: Internet

**Table 1108 Internet's contribution to the Korean society: reducing the cultural gap between generations**

[Questionnaire] How helpful do you think the Internet is for the Korean society for each of the following purposes?...

Reducing the cultural gap between generations

[VAR] INT6\_KR

RESPONSE	PUNCH	03-07	2008	2009	2010	2011	2012	2013	2014	2016	2018	2021	2023	TOTAL
Very helpful	1	2.6	-	-	-	-	-	-	-	-	-	-	-	0.8
Somewhat helpful	2	8.0	-	-	-	-	-	-	-	-	-	-	-	2.6
Not very helpful	3	4.8	-	-	-	-	-	-	-	-	-	-	-	1.6
Not helpful at all	4	1.5	-	-	-	-	-	-	-	-	-	-	-	0.5
DK/NA	-8	2.8	-	-	-	-	-	-	-	-	-	-	-	0.9
IAP	-1	80.3	100.0	100.0	100.0	100.0	100.0	100.0	100.0	100.0	100.0	100.0	100.0	93.5
N		7276	1508	1599	1576	1535	1396	1294	1370	1051	1031	1205	1230	22071

\* SHOW CARD

\*\*\* Keyword: Internet

**Table 1109 Internet's contribution to the Korean society: increasing the size of audience in performing arts**

[Questionnaire] How helpful do you think the Internet is for the Korean society for each of the following purposes?...

Increasing the size of audience in performing arts

[VAR] INT7\_KR

RESPONSE	PUNCH	03-07	2008	2009	2010	2011	2012	2013	2014	2016	2018	2021	2023	TOTAL
Very helpful	1	2.4	-	-	-	-	-	-	-	-	-	-	-	0.8
Somewhat helpful	2	8.4	-	-	-	-	-	-	-	-	-	-	-	2.8
Not very helpful	3	5.0	-	-	-	-	-	-	-	-	-	-	-	1.6
Not helpful at all	4	1.0	-	-	-	-	-	-	-	-	-	-	-	0.3
DK/NA	-8	2.9	-	-	-	-	-	-	-	-	-	-	-	1.0
IAP	-1	80.3	100.0	100.0	100.0	100.0	100.0	100.0	100.0	100.0	100.0	100.0	100.0	93.5
N		7276	1508	1599	1576	1535	1396	1294	1370	1051	1031	1205	1230	22071

\* SHOW CARD

\*\*\* Keyword: Internet

**Table 1110 Agree or disagree: I often get inefficient in what I'm doing due to the Internet**

[Questionnaire] Please indicate the extent to which you agree or disagree with each of the statements below on

yourself... I... Often get inefficient in what I'm doing due to the internet

[VAR] INTRES1

RESPONSE	PUNCH	03-07	2008	2009	2010	2011	2012	2013	2014	2016	2018	2021	2023	TOTAL
Strongly agree	1	-	-	-	-	-	1.1	-	-	-	-	-	-	0.1
Somewhat agree	2	-	-	-	-	-	7.3	-	-	-	-	-	-	0.5
Neither, nor	3	-	-	-	-	-	8.2	-	-	-	-	-	-	0.5
Somewhat disagree	4	-	-	-	-	-	23.8	-	-	-	-	-	-	1.5
Strongly disagree	5	-	-	-	-	-	30.6	-	-	-	-	-	-	1.9
IAP	-1	100.0	100.0	100.0	100.0	100.0	29.1	100.0	100.0	100.0	100.0	100.0	100.0	95.5
N		7276	1508	1599	1576	1535	1396	1294	1370	1051	1031	1205	1230	22071

\* SHOW CARD

\*\*\* Keyword: Internet



**Table 1111 Agree or disagree: I can't do other things without doing the internet since I become so anxious about what's happening**

[Questionnaire] Please indicate the extent to which you agree or disagree with each of the statements below on yourself... I... Can't do other things without doing the internet since I become so anxious about what's happening

[VAR] INTRES2

RESPONSE	PUNCH	03-07	2008	2009	2010	2011	2012	2013	2014	2016	2018	2021	2023	TOTAL
Strongly agree	1	-	-	-	-	-	0.6	-	-	-	-	-	-	0.0
Somewhat agree	2	-	-	-	-	-	5.8	-	-	-	-	-	-	0.4
Neither, nor	3	-	-	-	-	-	7.5	-	-	-	-	-	-	0.5
Somewhat disagree	4	-	-	-	-	-	21.3	-	-	-	-	-	-	1.4
Strongly disagree	5	-	-	-	-	-	35.7	-	-	-	-	-	-	2.3
IAP	-1	100.0	100.0	100.0	100.0	100.0	29.1	100.0	100.0	100.0	100.0	100.0	100.0	95.5
N		7276	1508	1599	1576	1535	1396	1294	1370	1051	1031	1205	1230	22071

\* SHOW CARD

\*\*\* Keyword: Internet

**Table 1112 Agree or disagree: I used to keep doing the internet even saying to myself to stop it**

[Questionnaire] Please indicate the extent to which you agree or disagree with each of the statements below on yourself... I... Used to keep doing the internet even saying to myself to stop it

[VAR] INTRES3

RESPONSE	PUNCH	03-07	2008	2009	2010	2011	2012	2013	2014	2016	2018	2021	2023	TOTAL
Strongly agree	1	-	-	-	-	-	1.6	-	-	-	-	-	-	0.1
Somewhat agree	2	-	-	-	-	-	9.0	-	-	-	-	-	-	0.6
Neither, nor	3	-	-	-	-	-	11.0	-	-	-	-	-	-	0.7
Somewhat disagree	4	-	-	-	-	-	16.7	-	-	-	-	-	-	1.1
Strongly disagree	5	-	-	-	-	-	32.6	-	-	-	-	-	-	2.1
IAP	-1	100.0	100.0	100.0	100.0	100.0	29.1	100.0	100.0	100.0	100.0	100.0	100.0	95.5
N		7276	1508	1599	1576	1535	1396	1294	1370	1051	1031	1205	1230	22071

\* SHOW CARD

\*\*\* Keyword: Internet

**Table 1113 Agree or disagree: I used to get inattentive with fatigue due to the internet**

[Questionnaire] Please indicate the extent to which you agree or disagree with each of the statements below on yourself... I... Used to get inattentive with fatigue due to the internet

[VAR] INTRES4

RESPONSE	PUNCH	03-07	2008	2009	2010	2011	2012	2013	2014	2016	2018	2021	2023	TOTAL
Strongly agree	1	-	-	-	-	-	1.0	-	-	-	-	-	-	0.1
Somewhat agree	2	-	-	-	-	-	5.2	-	-	-	-	-	-	0.3
Neither, nor	3	-	-	-	-	-	7.5	-	-	-	-	-	-	0.5
Somewhat disagree	4	-	-	-	-	-	20.8	-	-	-	-	-	-	1.3
Strongly disagree	5	-	-	-	-	-	36.4	-	-	-	-	-	-	2.3
IAP	-1	100.0	100.0	100.0	100.0	100.0	29.1	100.0	100.0	100.0	100.0	100.0	100.0	95.5
N		7276	1508	1599	1576	1535	1396	1294	1370	1051	1031	1205	1230	22071

\* SHOW CARD

\*\*\* Keyword: Internet, Fatigue

**Table 1114 Agree or disagree: I used to fail to accomplish what was planned in the course of doing the internet**

[Questionnaire] Please indicate the extent to which you agree or disagree with each of the statements below on yourself... I... Used to fail to accomplish what was planned in the course of doing the internet

[VAR] INTRES5

RESPONSE	PUNCH	03-07	2008	2009	2010	2011	2012	2013	2014	2016	2018	2021	2023	TOTAL
Strongly agree	1	-	-	-	-	-	0.7	-	-	-	-	-	-	0.0
Somewhat agree	2	-	-	-	-	-	7.7	-	-	-	-	-	-	0.5
Neither, nor	3	-	-	-	-	-	9.2	-	-	-	-	-	-	0.6
Somewhat disagree	4	-	-	-	-	-	19.1	-	-	-	-	-	-	1.2
Strongly disagree	5	-	-	-	-	-	34.3	-	-	-	-	-	-	2.2
IAP	-1	100.0	100.0	100.0	100.0	100.0	29.1	100.0	100.0	100.0	100.0	100.0	100.0	95.5
N		7276	1508	1599	1576	1535	1396	1294	1370	1051	1031	1205	1230	22071

\* SHOW CARD

\*\*\* Keyword: Internet

**Table 1115 Agree or disagree: I become pleasant and easily excited when doing the internet**

[Questionnaire] Please indicate the extent to which you agree or disagree with each of the statements below on yourself... I... Become pleasant and easily excited when doing the internet

[VAR] INTRES6

RESPONSE	PUNCH	03-07	2008	2009	2010	2011	2012	2013	2014	2016	2018	2021	2023	TOTAL
Strongly agree	1	-	-	-	-	-	0.1	-	-	-	-	-	-	0.0
Somewhat agree	2	-	-	-	-	-	2.0	-	-	-	-	-	-	0.1
Neither, nor	3	-	-	-	-	-	8.7	-	-	-	-	-	-	0.6
Somewhat disagree	4	-	-	-	-	-	21.1	-	-	-	-	-	-	1.3
Strongly disagree	5	-	-	-	-	-	39.0	-	-	-	-	-	-	2.5
IAP	-1	100.0	100.0	100.0	100.0	100.0	29.1	100.0	100.0	100.0	100.0	100.0	100.0	95.5
N		7276	1508	1599	1576	1535	1396	1294	1370	1051	1031	1205	1230	22071

\* SHOW CARD

\*\*\* Keyword: Internet



**Table 1116 Agree or disagree: I become irritated when things go wrong or unexpected in the course of doing the internet**

[Questionnaire] Please indicate the extent to which you agree or disagree with each of the statements below on yourself... I... Become irritated when things go wrong or unexpected in the course of doing the internet

[VAR] INTRES7

RESPONSE	PUNCH	03-07	2008	2009	2010	2011	2012	2013	2014	2016	2018	2021	2023	TOTAL
Strongly agree	1	-	-	-	-	-	1.1	-	-	-	-	-	-	0.1
Somewhat agree	2	-	-	-	-	-	9.7	-	-	-	-	-	-	0.6
Neither, nor	3	-	-	-	-	-	8.3	-	-	-	-	-	-	0.5
Somewhat disagree	4	-	-	-	-	-	18.1	-	-	-	-	-	-	1.1
Strongly disagree	5	-	-	-	-	-	33.7	-	-	-	-	-	-	2.1
IAP	-1	100.0	100.0	100.0	100.0	100.0	29.1	100.0	100.0	100.0	100.0	100.0	100.0	95.5
N		7276	1508	1599	1576	1535	1396	1294	1370	1051	1031	1205	1230	22071

\* SHOW CARD

\*\*\* Keyword: Internet

**Table 1117 Agree or disagree: I become impatient and restless without doing the internet**

[Questionnaire] Please indicate the extent to which you agree or disagree with each of the statements below on yourself... I... Become impatient and restless without doing the internet

[VAR] INTRES8

RESPONSE	PUNCH	03-07	2008	2009	2010	2011	2012	2013	2014	2016	2018	2021	2023	TOTAL
Strongly agree	1	-	-	-	-	-	0.2	-	-	-	-	-	-	0.0
Somewhat agree	2	-	-	-	-	-	3.2	-	-	-	-	-	-	0.2
Neither, nor	3	-	-	-	-	-	5.7	-	-	-	-	-	-	0.4
Somewhat disagree	4	-	-	-	-	-	18.3	-	-	-	-	-	-	1.2
Strongly disagree	5	-	-	-	-	-	43.6	-	-	-	-	-	-	2.8
IAP	-1	100.0	100.0	100.0	100.0	100.0	29.1	100.0	100.0	100.0	100.0	100.0	100.0	95.5
N		7276	1508	1599	1576	1535	1396	1294	1370	1051	1031	1205	1230	22071

\* SHOW CARD

\*\*\* Keyword: Internet

**Table 1118 Agree or disagree: I tend to do the internet for longer hours than expected once I begin to do it**

[Questionnaire] Please indicate the extent to which you agree or disagree with each of the statements below on yourself... I... Tend to do the internet for longer hours than expected once I begin to do it

[VAR] INTRES9

RESPONSE	PUNCH	03-07	2008	2009	2010	2011	2012	2013	2014	2016	2018	2021	2023	TOTAL
Strongly agree	1	-	-	-	-	-	1.9	-	-	-	-	-	-	0.1
Somewhat agree	2	-	-	-	-	-	16.4	-	-	-	-	-	-	1.0
Neither, nor	3	-	-	-	-	-	11.0	-	-	-	-	-	-	0.7
Somewhat disagree	4	-	-	-	-	-	16.3	-	-	-	-	-	-	1.0
Strongly disagree	5	-	-	-	-	-	25.3	-	-	-	-	-	-	1.6
IAP	-1	100.0	100.0	100.0	100.0	100.0	29.1	100.0	100.0	100.0	100.0	100.0	100.0	95.5
N		7276	1508	1599	1576	1535	1396	1294	1370	1051	1031	1205	1230	22071

\* SHOW CARD

\*\*\* Keyword: Internet

**Table 1119 Agree or disagree: I become more confident in the course of doing the internet**

[Questionnaire] Please indicate the extent to which you agree or disagree with each of the statements below on yourself... I... Become more confident in the course of doing the internet

[VAR] INTRES10

RESPONSE	PUNCH	03-07	2008	2009	2010	2011	2012	2013	2014	2016	2018	2021	2023	TOTAL
Strongly agree	1	-	-	-	-	-	0.3	-	-	-	-	-	-	0.0
Somewhat agree	2	-	-	-	-	-	2.6	-	-	-	-	-	-	0.2
Neither, nor	3	-	-	-	-	-	8.8	-	-	-	-	-	-	0.6
Somewhat disagree	4	-	-	-	-	-	21.8	-	-	-	-	-	-	1.4
Strongly disagree	5	-	-	-	-	-	37.4	-	-	-	-	-	-	2.4
IAP	-1	100.0	100.0	100.0	100.0	100.0	29.1	100.0	100.0	100.0	100.0	100.0	100.0	95.5
N		7276	1508	1599	1576	1535	1396	1294	1370	1051	1031	1205	1230	22071

\* SHOW CARD

\*\*\* Keyword: Internet

**Table 1120 Agree or disagree: I can control the time by myself to do the internet**

[Questionnaire] Please indicate the extent to which you agree or disagree with each of the statements below on yourself... I... Can control the time by myself to do the internet

[VAR] INTRES11

RESPONSE	PUNCH	03-07	2008	2009	2010	2011	2012	2013	2014	2016	2018	2021	2023	TOTAL
Strongly agree	1	-	-	-	-	-	28.0	-	-	-	-	-	-	1.8
Somewhat agree	2	-	-	-	-	-	18.1	-	-	-	-	-	-	1.1
Neither, nor	3	-	-	-	-	-	10.6	-	-	-	-	-	-	0.7
Somewhat disagree	4	-	-	-	-	-	5.9	-	-	-	-	-	-	0.4
Strongly disagree	5	-	-	-	-	-	8.3	-	-	-	-	-	-	0.5
IAP	-1	100.0	100.0	100.0	100.0	100.0	29.1	100.0	100.0	100.0	100.0	100.0	100.0	95.5
N		7276	1508	1599	1576	1535	1396	1294	1370	1051	1031	1205	1230	22071

\* SHOW CARD

\*\*\* Keyword: Internet



**Table 1121 R's average hours using the Internet (hour/minute)**

[Questionnaire] How long do you and your child, respectively, do the internet on average in a day?... YOU

[VAR] INTRESTM, INTRESMN

RESPONSE	PUNCH	03-07	2008	2009	2010	2011	2012	2013	2014	2016	2018	2021	2023	TOTAL
0-59 minutes	0	-	-	-	-	-	14.3	8.7	-	34.5	-	-	20.0	4.2
1 hour-1 hour 59 minutes	1	-	-	-	-	-	20.6	20.3	-	19.0	-	-	22.4	4.6
2-2 hours 59 minutes	2	-	-	-	-	-	16.8	14.8	-	17.3	-	-	22.7	4.0
3-3 hours 59 minutes	3	-	-	-	-	-	9.2	9.0	-	8.7	-	-	15.0	2.4
4-4 hours 59 minutes	4	-	-	-	-	-	3.2	4.6	-	6.1	-	-	6.2	1.1
5-5 hours 59 minutes	5	-	-	-	-	-	2.7	4.9	-	6.5	-	-	5.9	1.1
6-6 hours 59 minutes	6	-	-	-	-	-	1.1	1.9	-	2.2	-	-	3.1	0.5
7-7 hours 59 minutes	7	-	-	-	-	-	0.4	0.5	-	1.0	-	-	0.7	0.1
8-8 hours 59 minutes	8	-	-	-	-	-	1.4	1.3	-	2.0	-	-	1.3	0.3
9-9 hours 59 minutes	9	-	-	-	-	-	0.0	0.3	-	0.3	-	-	0.0	0.0
10-10 hours 59 minutes	10	-	-	-	-	-	0.9	1.3	-	1.6	-	-	1.4	0.3
11-11 hours 59 minutes	11	-	-	-	-	-	0.0	0.5	-	0.1	-	-	0.0	0.0
12-12 hours 59 minutes	12	-	-	-	-	-	0.0	1.2	-	0.5	-	-	0.7	0.1
13-13 hours 59 minutes	13	-	-	-	-	-	0.1	0.1	-	0.0	-	-	0.0	0.0
14-14 hours 59 minutes	14	-	-	-	-	-	0.0	0.4	-	0.2	-	-	0.0	0.0
15-15 hours 59 minutes	15	-	-	-	-	-	0.0	0.1	-	0.0	-	-	0.0	0.0
16-16 hours 59 minutes	16	-	-	-	-	-	0.0	0.4	-	0.0	-	-	0.0	0.0
17-17 hours 59 minutes	17	-	-	-	-	-	0.0	0.0	-	0.0	-	-	0.0	0.0
18-18 hours 59 minutes	18	-	-	-	-	-	0.1	0.1	-	0.0	-	-	0.0	0.0
20-20 hours 59 minutes	20	-	-	-	-	-	0.0	0.1	-	0.0	-	-	0.0	0.0
21 hours-21 hours 59 minutes	21	-	-	-	-	-	0.0	0.1	-	0.0	-	-	0.0	0.0
DK/NA	-8	-	-	-	-	-	0.0	1.3	-	0.0	-	-	0.8	0.1
IAP	-1	100.0	100.0	100.0	100.0	100.0	29.1	28.4	100.0	0.0	100.0	100.0	0.0	81.0
N		7276	1508	1599	1576	1535	1396	1294	1370	1051	1031	1205	1230	22071

\*\*\* Keyword: Children, Internet

**Table 1122 Average hours of R's child(ren) using the Internet (hours/minutes)**

[Questionnaire] How long do you and your child, respectively, do the internet on average in a day?... YOUR CHILD

[VAR] INTCHLTM, INTCHLMN

RESPONSE	PUNCH	03-07	2008	2009	2010	2011	2012	2013	2014	2016	2018	2021	2023	TOTAL
0-59 minutes	1	-	-	-	-	-	6.7	-	-	-	-	-	-	0.4
1 hour-1 hour 59 minutes	2	-	-	-	-	-	7.8	-	-	-	-	-	-	0.5
2-2 hours 59 minutes	3	-	-	-	-	-	5.3	-	-	-	-	-	-	0.3
3-3 hours 59 minutes	4	-	-	-	-	-	2.3	-	-	-	-	-	-	0.1
4-4 hours 59 minutes	5	-	-	-	-	-	1.2	-	-	-	-	-	-	0.1
5-5 hours 59 minutes	6	-	-	-	-	-	0.9	-	-	-	-	-	-	0.1
7-7 hours 59 minutes	7	-	-	-	-	-	0.1	-	-	-	-	-	-	0.0
10 hours-10 hours 59 minutes	8	-	-	-	-	-	0.1	-	-	-	-	-	-	0.0
DK/NA	-8	-	-	-	-	-	0.1	-	-	-	-	-	-	0.0
IAP	-1	100.0	100.0	100.0	100.0	100.0	75.3	100.0	100.0	100.0	100.0	100.0	100.0	98.4
N		7276	1508	1599	1576	1535	1396	1294	1370	1051	1031	1205	1230	22071

\*\*\* Keyword: Children, Internet

**Table 1123 Efforts to Reduce Internet Use**

[Questionnaire] In the past 12 months, how often have you intentionally tried to reduce your Internet usage time?

[VAR] REDINTER

RESPONSE	PUNCH	03-07	2008	2009	2010	2011	2012	2013	2014	2016	2018	2021	2023	TOTAL
Everyday or almost everyday	1	-	-	-	-	-	-	-	-	-	-	-	12.2	0.7
Several times a week	2	-	-	-	-	-	-	-	-	-	-	-	5.6	0.3
Several times a month	3	-	-	-	-	-	-	-	-	-	-	-	6.3	0.3
Several times a year	4	-	-	-	-	-	-	-	-	-	-	-	1.9	0.1
Rarely	5	-	-	-	-	-	-	-	-	-	-	-	13.3	0.7
Not at all	6	-	-	-	-	-	-	-	-	-	-	-	52.2	2.9
DK/NA	-8	-	-	-	-	-	-	-	-	-	-	-	0.2	0.0
IAP	-1	100.0	100.0	100.0	100.0	100.0	75.3	100.0	100.0	100.0	100.0	100.0	8.4	94.9
N		7276	1508	1599	1576	1535	1396	1294	1370	1051	1031	1205	1230	22071

\*\*\* Keyword: Internet

**Table 1124 Average number of people whom R has contacts on a day**

[Questionnaire] On an ordinary day, with how many people do you have contacts through telephone, mails, internet, or face-to-face?

[VAR] NUMCNTCT

RESPONSE	PUNCH	03-07	2008	2009	2010	2011	2012	2013	2014	2016	2018	2021	2023	TOTAL
0	1	-	-	1.8	-	-	-	-	-	-	-	-	-	0.1
1-4	2	-	-	30.9	-	-	-	-	-	-	-	-	-	2.2
5-9	3	-	-	27.1	-	-	-	-	-	-	-	-	-	2.0
10-19	4	-	-	22.0	-	-	-	-	-	-	-	-	-	1.6
20-49	5	-	-	13.4	-	-	-	-	-	-	-	-	-	1.0
50-99	6	-	-	2.6	-	-	-	-	-	-	-	-	-	0.2
100 or more	7	-	-	2.0	-	-	-	-	-	-	-	-	-	0.1
DK/NA	-8	-	-	0.1	-	-	-	-	-	-	-	-	-	0.0
IAP	-1	100.0	100.0	0.0	100.0	100.0	100.0	100.0	100.0	100.0	100.0	100.0	100.0	92.8
N		7276	1508	1599	1576	1535	1396	1294	1370	1051	1031	1205	1230	22071

\*\*\* Keyword: Contact, Internet



**Table 1125 Whether R uses SNS**

[Questionnaire] Do you use the SNS?

[VAR] SNS

RESPONSE	PUNCH	03-07	2008	2009	2010	2011	2012	2013	2014	2016	2018	2021	2023	TOTAL
Yes	1	-	-	-	-	-	36.8	-	-	-	-	-	-	2.3
No	2	-	-	-	-	-	63.2	-	-	-	-	-	-	4.0
IAP	-1	100.0	100.0	100.0	100.0	100.0	0.0	100.0	100.0	100.0	100.0	100.0	100.0	93.7
N		7276	1508	1599	1576	1535	1396	1294	1370	1051	1031	1205	1230	22071

\*\*\* Keyword: SNS

**Table 1126 Primary purpose of SNS use**

[Questionnaire] What is the primary purpose of your SNS use?

[VAR] SNSUSE

RESPONSE	PUNCH	03-07	2008	2009	2010	2011	2012	2013	2014	2016	2018	2021	2023	TOTAL
To obtain some information or knowledge	1	-	-	-	-	-	6.7	-	-	-	-	-	-	0.4
To promote communications or build friendship	2	-	-	-	-	-	29.5	-	-	-	-	-	-	1.9
OTHER	7	-	-	-	-	-	0.6	-	-	-	-	-	-	0.0
IAP	-1	100.0	100.0	100.0	100.0	100.0	63.2	100.0	100.0	100.0	100.0	100.0	100.0	97.7
N		7276	1508	1599	1576	1535	1396	1294	1370	1051	1031	1205	1230	22071

\*\*\* Keyword: SNS

**Table 1127 Average hours using SNS (hour/minutes)**

[Questionnaire] How long do you use the SNS on average in a day?

[VAR] SNSSTM, SNSMN

RESPONSE	PUNCH	03-07	2008	2009	2010	2011	2012	2013	2014	2016	2018	2021	2023	TOTAL
0-59 minutes	0	-	-	-	-	-	19.0	22.2	-	26.2	-	-	49.2	6.5
1hour-1hour 59 minutes	1	-	-	-	-	-	10.5	16.5	-	18.4	-	-	23.5	3.8
2-2 59 minutes	2	-	-	-	-	-	3.7	7.3	-	9.5	-	-	8.1	1.6
3-3 59 minutes	3	-	-	-	-	-	1.6	4.0	-	4.5	-	-	2.6	0.7
4-4 59 minutes	4	-	-	-	-	-	0.6	1.9	-	1.0	-	-	1.1	0.3
5-5 59 minutes	5	-	-	-	-	-	0.4	1.7	-	2.0	-	-	1.2	0.3
6-6 59 minutes	6	-	-	-	-	-	0.0	0.7	-	0.4	-	-	0.5	0.1
7-7 59 minutes	7	-	-	-	-	-	0.1	0.4	-	0.4	-	-	0.2	0.1
8-8 59 minutes	8	-	-	-	-	-	0.1	0.6	-	0.1	-	-	0.6	0.1
9-9 59 minutes	9	-	-	-	-	-	0.1	0.2	-	0.2	-	-	0.1	0.0
10-10 59 minutes	10	-	-	-	-	-	0.3	1.8	-	0.4	-	-	0.1	0.1
11-11 59 minutes	11	-	-	-	-	-	0.0	0.0	-	0.0	-	-	0.0	0.0
12-12 59 minutes	12	-	-	-	-	-	0.1	0.8	-	0.4	-	-	0.6	0.1
13-13 59 minutes	13	-	-	-	-	-	0.0	0.0	-	0.0	-	-	0.0	0.0
14-14 59 minutes	14	-	-	-	-	-	0.0	0.2	-	0.0	-	-	0.0	0.0
15-15 59 minutes	15	-	-	-	-	-	0.0	0.0	-	0.1	-	-	0.0	0.0
16hours or over	16	-	-	-	-	-	0.1	0.2	-	0.0	-	-	0.1	0.0
DK/NA	-8	-	-	-	-	-	0.0	0.1	-	0.8	-	-	2.3	0.2
IAP	-1	100.0	100.0	100.0	100.0	100.0	63.2	41.6	100.0	35.9	100.0	100.0	9.9	86.2
N		7276	1508	1599	1576	1535	1396	1294	1370	1051	1031	1205	1230	22071

\*\*\* Keyword: SNS

**Table 1128 Whether R thinks his/her SNS use is excessive**

[Questionnaire] Do you think you are using the SNS excessively?

[VAR] SNSOVER

RESPONSE	PUNCH	03-07	2008	2009	2010	2011	2012	2013	2014	2016	2018	2021	2023	TOTAL
Yes, very much	1	-	-	-	-	-	1.0	-	-	-	-	-	-	0.1
Yes, a little bit	2	-	-	-	-	-	3.8	-	-	-	-	-	-	0.2
Not so much	3	-	-	-	-	-	16.0	-	-	-	-	-	-	1.0
Not at all	4	-	-	-	-	-	16.0	-	-	-	-	-	-	1.0
IAP	-1	100.0	100.0	100.0	100.0	100.0	63.2	100.0	100.0	100.0	100.0	100.0	100.0	97.7
N		7276	1508	1599	1576	1535	1396	1294	1370	1051	1031	1205	1230	22071

\*\*\* Keyword: SNS

**Table 1129 Opinion on SNS: I trust the information obtained from the SNS**

[Questionnaire] Please indicate the extent to which you agree or disagree with each statement below... I trust the information obtained from the SNS

[VAR] SNSATT1

RESPONSE	PUNCH	03-07	2008	2009	2010	2011	2012	2013	2014	2016	2018	2021	2023	TOTAL
Strongly agree	1	-	-	-	-	-	1.6	-	-	-	-	-	-	0.1
Somewhat agree	2	-	-	-	-	-	10.5	-	-	-	-	-	-	0.7
Neither, nor	3	-	-	-	-	-	15.3	-	-	-	-	-	-	1.0
Somewhat disagree	4	-	-	-	-	-	7.4	-	-	-	-	-	-	0.5
Strongly disagree	5	-	-	-	-	-	2.0	-	-	-	-	-	-	0.1
IAP	-1	100.0	100.0	100.0	100.0	100.0	63.1	100.0	100.0	100.0	100.0	100.0	100.0	97.7
N		7276	1508	1599	1576	1535	1396	1294	1370	1051	1031	1205	1230	22071

\* SHOW CARD

\*\*\* Keyword: SNS, Information, Trust



**Table 1130 Opinion on SNS: I used to actively express my opinions on social issues through the SNS**

[Questionnaire] Please indicate the extent to which you agree or disagree with each statement below... I used to actively express my opinions on social issues through the SNS

[VAR] SNSATT2

RESPONSE	PUNCH	03-07	2008	2009	2010	2011	2012	2013	2014	2016	2018	2021	2023	TOTAL
Strongly agree	1	-	-	-	-	-	0.7	-	-	-	-	-	-	0.0
Somewhat agree	2	-	-	-	-	-	4.9	-	-	-	-	-	-	0.3
Neither, nor	3	-	-	-	-	-	10.7	-	-	-	-	-	-	0.7
Somewhat disagree	4	-	-	-	-	-	13.1	-	-	-	-	-	-	0.8
Strongly disagree	5	-	-	-	-	-	7.4	-	-	-	-	-	-	0.5
IAP	-1	100.0	100.0	100.0	100.0	100.0	63.2	100.0	100.0	100.0	100.0	100.0	100.0	97.7
N		7276	1508	1599	1576	1535	1396	1294	1370	1051	1031	1205	1230	22071

\* SHOW CARD

\*\*\* Keyword: SNS

**Table 1131 Opinion on SNS: I trust people I meet in the SNS**

[Questionnaire] Please indicate the extent to which you agree or disagree with each statement below... I trust people I meet in the SNS

[VAR] SNSATT3

RESPONSE	PUNCH	03-07	2008	2009	2010	2011	2012	2013	2014	2016	2018	2021	2023	TOTAL
Strongly agree	1	-	-	-	-	-	0.3	-	-	-	-	-	-	0.0
Somewhat agree	2	-	-	-	-	-	3.2	-	-	-	-	-	-	0.2
Neither, nor	3	-	-	-	-	-	11.7	-	-	-	-	-	-	0.7
Somewhat disagree	4	-	-	-	-	-	14.6	-	-	-	-	-	-	0.9
Strongly disagree	5	-	-	-	-	-	7.1	-	-	-	-	-	-	0.4
IAP	-1	100.0	100.0	100.0	100.0	100.0	63.2	100.0	100.0	100.0	100.0	100.0	100.0	97.7
N		7276	1508	1599	1576	1535	1396	1294	1370	1051	1031	1205	1230	22071

\* SHOW CARD

\*\*\* Keyword: SNS, Trust

**Table 1132 Behaviors regarding SNS: I used to get anxious or nervous if I don't use the SNS for some time**

[Questionnaire] Please indicate the extent to which you agree or disagree with each statement below... I used to get anxious or nervous if I don't use the SNS for some time

[VAR] SNSATT4

RESPONSE	PUNCH	03-07	2008	2009	2010	2011	2012	2013	2014	2016	2018	2021	2023	TOTAL
Strongly agree	1	-	-	-	-	-	0.3	-	-	-	-	-	-	0.0
Somewhat agree	2	-	-	-	-	-	1.6	-	-	-	-	-	-	0.1
Neither, nor	3	-	-	-	-	-	4.1	-	-	-	-	-	-	0.3
Somewhat disagree	4	-	-	-	-	-	11.6	-	-	-	-	-	-	0.7
Strongly disagree	5	-	-	-	-	-	19.1	-	-	-	-	-	-	1.2
IAP	-1	100.0	100.0	100.0	100.0	100.0	63.2	100.0	100.0	100.0	100.0	100.0	100.0	97.7
N		7276	1508	1599	1576	1535	1396	1294	1370	1051	1031	1205	1230	22071

\* SHOW CARD

\*\*\* Keyword: SNS, Anxious

**Table 1133 Behaviors regarding SNS: I used to have poor performances in what I'm doing (studying, job) due to the SNS**

[Questionnaire] Please indicate the extent to which you agree or disagree with each statement below... I used to have poor performances in what I'm doing (studying, job) due to the SNS

[VAR] SNSATT5

RESPONSE	PUNCH	03-07	2008	2009	2010	2011	2012	2013	2014	2016	2018	2021	2023	TOTAL
Strongly agree	1	-	-	-	-	-	0.6	-	-	-	-	-	-	0.0
Somewhat agree	2	-	-	-	-	-	2.8	-	-	-	-	-	-	0.2
Neither, nor	3	-	-	-	-	-	3.7	-	-	-	-	-	-	0.2
Somewhat disagree	4	-	-	-	-	-	9.9	-	-	-	-	-	-	0.6
Strongly disagree	5	-	-	-	-	-	19.8	-	-	-	-	-	-	1.3
IAP	-1	100.0	100.0	100.0	100.0	100.0	63.1	100.0	100.0	100.0	100.0	100.0	100.0	97.7
N		7276	1508	1599	1576	1535	1396	1294	1370	1051	1031	1205	1230	22071

\* SHOW CARD

\*\*\* Keyword: SNS, Job, Work

**Table 1134 Frequency of using e-mail services**

[Questionnaire] How often do you use the following Internet services?... E-Mail

[VAR] INTMAIL16

RESPONSE	PUNCH	03-07	2008	2009	2010	2011	2012	2013	2014	2016	2018	2021	2023	TOTAL
Almost every day	1	-	-	-	-	-	-	-	-	23.6	-	-	11.3	1.8
2-4 times a week	2	-	-	-	-	-	-	-	-	14.6	-	-	14.7	1.5
About once a week	3	-	-	-	-	-	-	-	-	8.9	-	-	12.6	1.1
Less than once a week	4	-	-	-	-	-	-	-	-	13.8	-	-	22.0	1.9
None	5	-	-	-	-	-	-	-	-	15.0	-	-	29.9	2.4
DK/NA	-8	-	-	-	-	-	-	-	-	0.1	-	-	1.1	0.1
IAP	-1	100.0	100.0	100.0	100.0	100.0	100.0	100.0	100.0	24.0	100.0	100.0	8.4	91.3
N		7276	1508	1599	1576	1535	1396	1294	1370	1051	1031	1205	1230	22071

\* SHOW CARD

\*\*\* Keyword: Internet



**Table 1135 Frequency of using SNS**

[Questionnaire] How often do you use the following Internet services?... SNS (Example: Twitter, Facebook, etc.)

[VAR] INTSNS16

RESPONSE	PUNCH	03-07	2008	2009	2010	2011	2012	2013	2014	2016	2018	2021	2023	TOTAL
Almost every day	1	-	-	-	-	-	-	-	-	43.9	-	-	78.5	6.5
2-4 times a week	2	-	-	-	-	-	-	-	-	9.0	-	-	8.0	0.9
About once a week	3	-	-	-	-	-	-	-	-	2.8	-	-	2.1	0.2
Less than once a week	4	-	-	-	-	-	-	-	-	4.1	-	-	1.5	0.3
None	5	-	-	-	-	-	-	-	-	16.1	-	-	1.5	0.9
DK/NA	-8	-	-	-	-	-	-	-	-	0.2	-	-	0.0	0.0
IAP	-1	100.0	100.0	100.0	100.0	100.0	100.0	100.0	100.0	24.0	100.0	100.0	8.4	91.3
N		7276	1508	1599	1576	1535	1396	1294	1370	1051	1031	1205	1230	22071

\* SHOW CARD

\*\*\* Keyword: Internet, Kakao Talk, Twitter, Facebook, Instagram

**Table 1136 Frequency of using Internet community services**

[Questionnaire] How often do you use the following Internet services?... Internet community boards (Example: Today's Humor, DC Inside, Daily Best, etc.)

[VAR] INTCLUB16

RESPONSE	PUNCH	03-07	2008	2009	2010	2011	2012	2013	2014	2016	2018	2021	2023	TOTAL
Almost every day	1	-	-	-	-	-	-	-	-	10.4	-	-	-	0.5
2-4 times a week	2	-	-	-	-	-	-	-	-	7.5	-	-	-	0.4
About once a week	3	-	-	-	-	-	-	-	-	5.4	-	-	-	0.3
Less than once a week	4	-	-	-	-	-	-	-	-	8.6	-	-	-	0.4
None	5	-	-	-	-	-	-	-	-	44.0	-	-	-	2.1
DK/NA	-8	-	-	-	-	-	-	-	-	0.2	-	-	-	0.0
IAP	-1	100.0	100.0	100.0	100.0	100.0	100.0	100.0	100.0	24.0	100.0	100.0	100.0	96.4
N		7276	1508	1599	1576	1535	1396	1294	1370	1051	1031	1205	1230	22071

\* SHOW CARD

\*\*\* Keyword: Internet, Bulletin Board

**Table 1137 Frequency of using blog services**

[Questionnaire] How often do you use the following Internet services?... Blog

[VAR] INTBLOG16

RESPONSE	PUNCH	03-07	2008	2009	2010	2011	2012	2013	2014	2016	2018	2021	2023	TOTAL
Almost every day	1	-	-	-	-	-	-	-	-	7.2	-	-	-	0.3
2-4 times a week	2	-	-	-	-	-	-	-	-	7.8	-	-	-	0.4
About once a week	3	-	-	-	-	-	-	-	-	7.0	-	-	-	0.3
Less than once a week	4	-	-	-	-	-	-	-	-	8.5	-	-	-	0.4
None	5	-	-	-	-	-	-	-	-	45.4	-	-	-	2.2
DK/NA	-8	-	-	-	-	-	-	-	-	0.1	-	-	-	0.0
IAP	-1	100.0	100.0	100.0	100.0	100.0	100.0	100.0	100.0	24.0	100.0	100.0	100.0	96.4
N		7276	1508	1599	1576	1535	1396	1294	1370	1051	1031	1205	1230	22071

\* SHOW CARD

\*\*\* Keyword: Internet, Blog

**Table 1138 Frequency of using Twitter**

[Questionnaire] How often do you use the following SNS?... Twitter

[VAR] SNSTWIT16

RESPONSE	PUNCH	03-07	2008	2009	2010	2011	2012	2013	2014	2016	2018	2021	2023	TOTAL
Almost every day	1	-	-	-	-	-	-	-	-	1.6	-	-	-	0.1
2-4 times a week	2	-	-	-	-	-	-	-	-	3.0	-	-	-	0.1
About once a week	3	-	-	-	-	-	-	-	-	1.6	-	-	-	0.1
Less than once a week	4	-	-	-	-	-	-	-	-	3.0	-	-	-	0.1
None	5	-	-	-	-	-	-	-	-	54.2	-	-	-	2.6
DK/NA	-8	-	-	-	-	-	-	-	-	0.2	-	-	-	0.0
IAP	-1	100.0	100.0	100.0	100.0	100.0	100.0	100.0	100.0	36.3	100.0	100.0	100.0	97.0
N		7276	1508	1599	1576	1535	1396	1294	1370	1051	1031	1205	1230	22071

\* SHOW CARD

\*\*\* Keyword: SNS, Twitter

**Table 1139 Frequency of using Facebook**

[Questionnaire] How often do you use the following SNS?... Facebook

[VAR] SNSFACE16

RESPONSE	PUNCH	03-07	2008	2009	2010	2011	2012	2013	2014	2016	2018	2021	2023	TOTAL
Almost every day	1	-	-	-	-	-	-	-	-	18.2	-	-	-	0.9
2-4 times a week	2	-	-	-	-	-	-	-	-	5.3	-	-	-	0.3
About once a week	3	-	-	-	-	-	-	-	-	2.8	-	-	-	0.1
Less than once a week	4	-	-	-	-	-	-	-	-	5.9	-	-	-	0.3
None	5	-	-	-	-	-	-	-	-	31.5	-	-	-	1.5
DK/NA	-8	-	-	-	-	-	-	-	-	0.1	-	-	-	0.0
IAP	-1	100.0	100.0	100.0	100.0	100.0	100.0	100.0	100.0	36.3	100.0	100.0	100.0	97.0
N		7276	1508	1599	1576	1535	1396	1294	1370	1051	1031	1205	1230	22071

\* SHOW CARD

\*\*\* Keyword: SNS, Facebook



**Table 1140 Frequency of using Kakaotalk**

[Questionnaire] How often do you use the following SNS?... KakaoTalk

[VAR] SNSKAKAO16

RESPONSE	PUNCH	03-07	2008	2009	2010	2011	2012	2013	2014	2016	2018	2021	2023	TOTAL
Almost every day	1	-	-	-	-	-	-	-	-	58.5	-	-	-	2.8
2-4 times a week	2	-	-	-	-	-	-	-	-	3.6	-	-	-	0.2
About once a week	3	-	-	-	-	-	-	-	-	0.6	-	-	-	0.0
Less than once a week	4	-	-	-	-	-	-	-	-	0.5	-	-	-	0.0
None	5	-	-	-	-	-	-	-	-	0.6	-	-	-	0.0
DK/NA	-8	-	-	-	-	-	-	-	-	0.0	-	-	-	0.0
IAP	-1	100.0	100.0	100.0	100.0	100.0	100.0	100.0	100.0	36.3	100.0	100.0	100.0	97.0
N		7276	1508	1599	1576	1535	1396	1294	1370	1051	1031	1205	1230	22071

\* SHOW CARD

\*\*\* Keyword: SNS, Kakao Talk

**Table 1141 Frequency of using Instagram**

[Questionnaire] How often do you use the following SNS?... Instagram

[VAR] SNSINSTA

RESPONSE	PUNCH	03-07	2008	2009	2010	2011	2012	2013	2014	2016	2018	2021	2023	TOTAL
Almost every day	1	-	-	-	-	-	-	-	-	6.7	-	-	-	0.3
2-4 times a week	2	-	-	-	-	-	-	-	-	3.5	-	-	-	0.2
About once a week	3	-	-	-	-	-	-	-	-	2.7	-	-	-	0.1
Less than once a week	4	-	-	-	-	-	-	-	-	2.8	-	-	-	0.1
None	5	-	-	-	-	-	-	-	-	47.8	-	-	-	2.3
DK/NA	-8	-	-	-	-	-	-	-	-	0.4	-	-	-	0.0
IAP	-1	100.0	100.0	100.0	100.0	100.0	100.0	100.0	100.0	36.3	100.0	100.0	100.0	97.0
N		7276	1508	1599	1576	1535	1396	1294	1370	1051	1031	1205	1230	22071

\* SHOW CARD

\*\*\* Keyword: SNS, Instagram

**Table 1142 SNS Frequency of using other SNS**

[Questionnaire] How often do you use the following SNS?... Others

[VAR] SNSOTHER16

RESPONSE	PUNCH	03-07	2008	2009	2010	2011	2012	2013	2014	2016	2018	2021	2023	TOTAL
Almost every day	1	-	-	-	-	-	-	-	-	4.8	-	-	-	0.2
2-4 times a week	2	-	-	-	-	-	-	-	-	1.8	-	-	-	0.1
About once a week	3	-	-	-	-	-	-	-	-	0.6	-	-	-	0.0
Less than once a week	4	-	-	-	-	-	-	-	-	0.2	-	-	-	0.0
None	5	-	-	-	-	-	-	-	-	0.1	-	-	-	0.0
DK/NA	-8	-	-	-	-	-	-	-	-	1.8	-	-	-	0.1
IAP	-1	100.0	100.0	100.0	100.0	100.0	100.0	100.0	100.0	90.8	100.0	100.0	100.0	99.6
N		7276	1508	1599	1576	1535	1396	1294	1370	1051	1031	1205	1230	22071

\* SHOW CARD

\*\*\* Keyword: SNS

**Table 1143 Whether R uses the Internet**

[Questionnaire] Do you use the internet?

[VAR] INTRNT13

RESPONSE	PUNCH	03-07	2008	2009	2010	2011	2012	2013	2014	2016	2018	2021	2023	TOTAL
Yes	1	-	-	-	-	-	-	71.6	-	-	-	-	-	4.2
No	2	-	-	-	-	-	-	28.4	-	-	-	-	-	1.7
IAP	-1	100.0	100.0	100.0	100.0	100.0	100.0	0.0	100.0	100.0	100.0	100.0	100.0	94.1
N		7276	1508	1599	1576	1535	1396	1294	1370	1051	1031	1205	1230	22071

\*\*\* Keyword: Internet

**Table 1144 Frequency of using SNS services**

[Questionnaire] How often do you use the following kinds of internet? Please answer for each kind below... SNS (Ex:

KakaoTalk, Twitter, Facebook, etc.)

[VAR] INTSNS

RESPONSE	PUNCH	03-07	2008	2009	2010	2011	2012	2013	2014	2016	2018	2021	2023	TOTAL
Almost every day	1	-	-	-	-	-	-	50.1	-	-	-	-	-	2.9
2-4 times a week	2	-	-	-	-	-	-	5.0	-	-	-	-	-	0.3
About once a week	3	-	-	-	-	-	-	1.3	-	-	-	-	-	0.1
Less than once a week	4	-	-	-	-	-	-	1.9	-	-	-	-	-	0.1
IAP	-1	100.0	100.0	100.0	100.0	100.0	100.0	41.7	100.0	100.0	100.0	100.0	100.0	96.6
N		7276	1508	1599	1576	1535	1396	1294	1370	1051	1031	1205	1230	22071

\* SHOW CARD

\*\*\* Keyword: Internet, SNS, Kakao Talk, Twitter, Facebook

**Table 1145 Frequency of using e-mail services**

[Questionnaire] How often do you use the following kinds of internet? Please answer for each kind below... E-Mail

[VAR] INTMAIL

RESPONSE	PUNCH	03-07	2008	2009	2010	2011	2012	2013	2014	2016	2018	2021	2023	TOTAL
Almost every day	1	-	-	-	-	-	-	20.5	-	-	-	-	-	1.2
2-4 times a week	2	-	-	-	-	-	-	11.0	-	-	-	-	-	0.6
About once a week	3	-	-	-	-	-	-	10.4	-	-	-	-	-	0.6
Less than once a week	4	-	-	-	-	-	-	14.6	-	-	-	-	-	0.9
IAP	-1	100.0	100.0	100.0	100.0	100.0	100.0	43.5	100.0	100.0	100.0	100.0	100.0	96.7
N		7276	1508	1599	1576	1535	1396	1294	1370	1051	1031	1205	1230	22071

\* SHOW CARD

\*\*\* Keyword: Internet



**Table 1146 Frequency of using blog services**

[Questionnaire] How often do you use the following kinds of internet? Please answer for each kind below... Blog

[VAR] INTBLOG

RESPONSE	PUNCH	03-07	2008	2009	2010	2011	2012	2013	2014	2016	2018	2021	2023	TOTAL
Almost every day	1	-	-	-	-	-	-	3.7	-	-	-	-	-	0.2
2-4 times a week	2	-	-	-	-	-	-	4.1	-	-	-	-	-	0.2
About once a week	3	-	-	-	-	-	-	2.9	-	-	-	-	-	0.2
Less than once a week	4	-	-	-	-	-	-	9.7	-	-	-	-	-	0.6
IAP	-1	100.0	100.0	100.0	100.0	100.0	100.0	79.7	100.0	100.0	100.0	100.0	100.0	98.8
N		7276	1508	1599	1576	1535	1396	1294	1370	1051	1031	1205	1230	22071

\* SHOW CARD

\*\*\* Keyword: Internet, Blog

**Table 1147 Frequency of using Internet Community services**

[Questionnaire] How often do you use the following kinds of internet? Please answer for each kind below... Internet

Community (Ex: Today's Humor, DC Inside, Daily Best, etc.)

[VAR] INTCLUB

RESPONSE	PUNCH	03-07	2008	2009	2010	2011	2012	2013	2014	2016	2018	2021	2023	TOTAL
Almost every day	1	-	-	-	-	-	-	6.6	-	-	-	-	-	0.4
2-4 times a week	2	-	-	-	-	-	-	4.2	-	-	-	-	-	0.2
About once a week	3	-	-	-	-	-	-	2.6	-	-	-	-	-	0.1
Less than once a week	4	-	-	-	-	-	-	4.7	-	-	-	-	-	0.3
IAP	-1	100.0	100.0	100.0	100.0	100.0	100.0	81.9	100.0	100.0	100.0	100.0	100.0	98.9
N		7276	1508	1599	1576	1535	1396	1294	1370	1051	1031	1205	1230	22071

\* SHOW CARD

\*\*\* Keyword: Internet, Bulletin Board

**Table 1148 Frequency of using Twitter**

[Questionnaire] How often do you use each of the following kinds of SNS... Twitter

[VAR] SNSTWIT

RESPONSE	PUNCH	03-07	2008	2009	2010	2011	2012	2013	2014	2016	2018	2021	2023	TOTAL
Almost every day	1	-	-	-	-	-	-	2.2	-	-	-	-	-	0.1
2-4 times a week	2	-	-	-	-	-	-	1.9	-	-	-	-	-	0.1
About once a week	3	-	-	-	-	-	-	1.5	-	-	-	-	-	0.1
Less than once a week	4	-	-	-	-	-	-	4.0	-	-	-	-	-	0.2
DK/NA	-8	-	-	-	-	-	-	0.1	-	-	-	-	-	0.0
IAP	-1	100.0	100.0	100.0	100.0	100.0	100.0	90.3	100.0	100.0	100.0	100.0	100.0	99.4
N		7276	1508	1599	1576	1535	1396	1294	1370	1051	1031	1205	1230	22071

\* SHOW CARD

\*\*\* Keyword: SNS, Twitter

**Table 1149 Frequency of using Facebook**

[Questionnaire] How often do you use each of the following kinds of SNS... Facebook

[VAR] SNSFACE

RESPONSE	PUNCH	03-07	2008	2009	2010	2011	2012	2013	2014	2016	2018	2021	2023	TOTAL
Almost every day	1	-	-	-	-	-	-	13.1	-	-	-	-	-	0.8
2-4 times a week	2	-	-	-	-	-	-	5.4	-	-	-	-	-	0.3
About once a week	3	-	-	-	-	-	-	1.9	-	-	-	-	-	0.1
Less than once a week	4	-	-	-	-	-	-	4.6	-	-	-	-	-	0.3
DK/NA	-8	-	-	-	-	-	-	0.1	-	-	-	-	-	0.0
IAP	-1	100.0	100.0	100.0	100.0	100.0	100.0	74.9	100.0	100.0	100.0	100.0	100.0	98.5
N		7276	1508	1599	1576	1535	1396	1294	1370	1051	1031	1205	1230	22071

\* SHOW CARD

\*\*\* Keyword: SNS, Facebook

**Table 1150 Frequency of using Kakao Talk**

[Questionnaire] How often do you use each of the following kinds of SNS... KakaoTalk

[VAR] SNSKAKAO

RESPONSE	PUNCH	03-07	2008	2009	2010	2011	2012	2013	2014	2016	2018	2021	2023	TOTAL
Almost every day	1	-	-	-	-	-	-	51.0	-	-	-	-	-	3.0
2-4 times a week	2	-	-	-	-	-	-	3.6	-	-	-	-	-	0.2
About once a week	3	-	-	-	-	-	-	0.9	-	-	-	-	-	0.1
Less than once a week	4	-	-	-	-	-	-	1.2	-	-	-	-	-	0.1
DK/NA	-8	-	-	-	-	-	-	0.1	-	-	-	-	-	0.0
IAP	-1	100.0	100.0	100.0	100.0	100.0	100.0	43.2	100.0	100.0	100.0	100.0	100.0	96.7
N		7276	1508	1599	1576	1535	1396	1294	1370	1051	1031	1205	1230	22071

\* SHOW CARD

\*\*\* Keyword: SNS, Kakao Talk

**Table 1151 Frequency of using Other types of SNS**

[Questionnaire] How often do you use each of the following kinds of SNS... Others

[VAR] SNSOTHER

RESPONSE	PUNCH	03-07	2008	2009	2010	2011	2012	2013	2014	2016	2018	2021	2023	TOTAL
Almost every day	1	-	-	-	-	-	-	1.8	-	-	-	-	-	0.1
2-4 times a week	2	-	-	-	-	-	-	0.5	-	-	-	-	-	0.0
About once a week	3	-	-	-	-	-	-	0.2	-	-	-	-	-	0.0
Less than once a week	4	-	-	-	-	-	-	0.3	-	-	-	-	-	0.0
DK/NA	-8	-	-	-	-	-	-	0.1	-	-	-	-	-	0.0
IAP	-1	100.0	100.0	100.0	100.0	100.0	100.0	97.1	100.0	100.0	100.0	100.0	100.0	99.8
N		7276	1508	1599	1576	1535	1396	1294	1370	1051	1031	1205	1230	22071

\* SHOW CARD

\*\*\* Keyword: SNS



**Table 1152 Frequency of using the desktop/laptop to use the SNS services**

[Questionnaire] How often do you use the SNS by using each of the following types of equipments?... Desktop /

Notebook

[VAR] SNSTOP

RESPONSE	PUNCH	03-07	2008	2009	2010	2011	2012	2013	2014	2016	2018	2021	2023	TOTAL
Almost every day	1	-	-	-	-	-	-	14.1	-	-	-	-	-	0.8
2-4 times a week	2	-	-	-	-	-	-	4.2	-	-	-	-	-	0.2
About once a week	3	-	-	-	-	-	-	2.3	-	-	-	-	-	0.1
Less than once a week	4	-	-	-	-	-	-	4.2	-	-	-	-	-	0.2
DK/NA	-8	-	-	-	-	-	-	0.1	-	-	-	-	-	0.0
IAP	-1	100.0	100.0	100.0	100.0	100.0	100.0	75.0	100.0	100.0	100.0	100.0	100.0	98.5
N		7276	1508	1599	1576	1535	1396	1294	1370	1051	1031	1205	1230	22071

\* SHOW CARD

\*\*\* Keyword: SNS

**Table 1153 Frequency of using the smartphone to use the SNS services**

[Questionnaire] How often do you use the SNS by using each of the following types of equipments?... Smart Phones

[VAR] SNSSMART

RESPONSE	PUNCH	03-07	2008	2009	2010	2011	2012	2013	2014	2016	2018	2021	2023	TOTAL
Almost every day	1	-	-	-	-	-	-	51.9	-	-	-	-	-	3.0
2-4 times a week	2	-	-	-	-	-	-	3.0	-	-	-	-	-	0.2
About once a week	3	-	-	-	-	-	-	0.9	-	-	-	-	-	0.1
Less than once a week	4	-	-	-	-	-	-	1.3	-	-	-	-	-	0.1
DK/NA	-8	-	-	-	-	-	-	0.1	-	-	-	-	-	0.0
IAP	-1	100.0	100.0	100.0	100.0	100.0	100.0	42.7	100.0	100.0	100.0	100.0	100.0	96.6
N		7276	1508	1599	1576	1535	1396	1294	1370	1051	1031	1205	1230	22071

\* SHOW CARD

\*\*\* Keyword: SNS

**Table 1154 Frequency of using the tablet to use the SNS services**

[Questionnaire] How often do you use the SNS by using each of the following types of equipments?... Tablet (Ex:

Galaxy Tab, i-pad, etc.)

[VAR] SNSTABLET

RESPONSE	PUNCH	03-07	2008	2009	2010	2011	2012	2013	2014	2016	2018	2021	2023	TOTAL
Almost every day	1	-	-	-	-	-	-	3.6	-	-	-	-	-	0.2
2-4 times a week	2	-	-	-	-	-	-	1.3	-	-	-	-	-	0.1
About once a week	3	-	-	-	-	-	-	1.0	-	-	-	-	-	0.1
Less than once a week	4	-	-	-	-	-	-	2.6	-	-	-	-	-	0.1
DK/NA	-8	-	-	-	-	-	-	0.1	-	-	-	-	-	0.0
IAP	-1	100.0	100.0	100.0	100.0	100.0	100.0	91.4	100.0	100.0	100.0	100.0	100.0	99.5
N		7276	1508	1599	1576	1535	1396	1294	1370	1051	1031	1205	1230	22071

\* SHOW CARD

\*\*\* Keyword: SNS

**Table 1155 Average hours of using the Internet Community services a day (hour/minute)**

[Questionnaire] How long do you spend time in the internet community on average days?

[VAR] CLUBTM, CLUBMW

RESPONSE	PUNCH	03-07	2008	2009	2010	2011	2012	2013	2014	2016	2018	2021	2023	TOTAL
0~10 minutes	1	-	-	-	-	-	-	1.6	-	-	-	-	-	0.1
10~20 minutes	2	-	-	-	-	-	-	3.4	-	-	-	-	-	0.2
20~30 minutes	3	-	-	-	-	-	-	0.9	-	-	-	-	-	0.1
30~60 minutes	4	-	-	-	-	-	-	4.9	-	-	-	-	-	0.3
1 hours or over	5	-	-	-	-	-	-	6.6	-	-	-	-	-	0.4
DK/NA	-8	-	-	-	-	-	-	0.6	-	-	-	-	-	0.0
IAP	-1	100.0	100.0	100.0	100.0	100.0	100.0	81.9	100.0	100.0	100.0	100.0	100.0	98.9
N		7276	1508	1599	1576	1535	1396	1294	1370	1051	1031	1205	1230	22071

\*\*\* Keyword: Internet, Bulletin Board

**Table 1156 Frequency of using Clien**

[Questionnaire] How often do you use each of the following kinds of internet community?... Clien

[VAR] CLUBCLIEN

RESPONSE	PUNCH	03-07	2008	2009	2010	2011	2012	2013	2014	2016	2018	2021	2023	TOTAL
Almost every day	1	-	-	-	-	-	-	0.0	-	-	-	-	-	0.0
2-4 times a week	2	-	-	-	-	-	-	0.2	-	-	-	-	-	0.0
About once a week	3	-	-	-	-	-	-	0.2	-	-	-	-	-	0.0
Less than once a week	4	-	-	-	-	-	-	0.8	-	-	-	-	-	0.0
DK/NA	-8	-	-	-	-	-	-	0.4	-	-	-	-	-	0.0
IAP	-1	100.0	100.0	100.0	100.0	100.0	100.0	98.5	100.0	100.0	100.0	100.0	100.0	99.9
N		7276	1508	1599	1576	1535	1396	1294	1370	1051	1031	1205	1230	22071

\* SHOW CARD

\*\*\* Keyword: Internet, Bulletin Board

**Table 1157 Frequency of using DC Inside**

[Questionnaire] How often do you use each of the following kinds of internet community?... DC Inside

[VAR] CLUBDCIN

RESPONSE	PUNCH	03-07	2008	2009	2010	2011	2012	2013	2014	2016	2018	2021	2023	TOTAL
Almost every day	1	-	-	-	-	-	-	0.5	-	-	-	-	-	0.0
2-4 times a week	2	-	-	-	-	-	-	0.5	-	-	-	-	-	0.0
About once a week	3	-	-	-	-	-	-	0.3	-	-	-	-	-	0.0
Less than once a week	4	-	-	-	-	-	-	1.3	-	-	-	-	-	0.1
DK/NA	-8	-	-	-	-	-	-	0.4	-	-	-	-	-	0.0
IAP	-1	100.0	100.0	100.0	100.0	100.0	100.0	96.9	100.0	100.0	100.0	100.0	100.0	99.8
N		7276	1508	1599	1576	1535	1396	1294	1370	1051	1031	1205	1230	22071

\* SHOW CARD

\*\*\* Keyword: Internet, Bulletin Board



**Table 1158 Frequency of using Daily Best (Ilbe)**

[Questionnaire] How often do you use each of the following kinds of internet community?... Daily Best (Ilbe)

[VAR] CLUBILBE

RESPONSE	PUNCH	03-07	2008	2009	2010	2011	2012	2013	2014	2016	2018	2021	2023	TOTAL
Almost every day	1	-	-	-	-	-	-	0.8	-	-	-	-	-	0.0
2-4 times a week	2	-	-	-	-	-	-	0.8	-	-	-	-	-	0.0
About once a week	3	-	-	-	-	-	-	0.5	-	-	-	-	-	0.0
Less than once a week	4	-	-	-	-	-	-	1.2	-	-	-	-	-	0.1
DK/NA	-8	-	-	-	-	-	-	0.4	-	-	-	-	-	0.0
IAP	-1	100.0	100.0	100.0	100.0	100.0	100.0	96.4	100.0	100.0	100.0	100.0	100.0	99.8
N		7276	1508	1599	1576	1535	1396	1294	1370	1051	1031	1205	1230	22071

\* SHOW CARD

\*\*\* Keyword: Internet, Bulletin Board

**Table 1159 Frequency of using Other types of Internet Community services**

[Questionnaire] How often do you use each of the following kinds of internet community?... Others

[VAR] CLUBOTHER

RESPONSE	PUNCH	03-07	2008	2009	2010	2011	2012	2013	2014	2016	2018	2021	2023	TOTAL
Almost every day	1	-	-	-	-	-	-	5.0	-	-	-	-	-	0.3
2-4 times a week	2	-	-	-	-	-	-	3.7	-	-	-	-	-	0.2
About once a week	3	-	-	-	-	-	-	1.9	-	-	-	-	-	0.1
Less than once a week	4	-	-	-	-	-	-	3.6	-	-	-	-	-	0.2
DK/NA	-8	-	-	-	-	-	-	0.0	-	-	-	-	-	0.0
IAP	-1	100.0	100.0	100.0	100.0	100.0	100.0	85.8	100.0	100.0	100.0	100.0	100.0	99.2
N		7276	1508	1599	1576	1535	1396	1294	1370	1051	1031	1205	1230	22071

\* SHOW CARD

\*\*\* Keyword: Internet, Bulletin Board

**Table 1160 Frequency of using the web portal service to use the media contents**

[Questionnaire] How often do you use each of the following kinds of service in order to use the media contents (ex. movies, books, TV, etc.)?... Portal (ex. Naver, etc.)

[VAR] MEPATAL

RESPONSE	PUNCH	03-07	2008	2009	2010	2011	2012	2013	2014	2016	2018	2021	2023	TOTAL
Almost every day	1	-	-	-	-	-	-	42.9	-	-	-	-	-	2.5
2-4 times a week	2	-	-	-	-	-	-	13.8	-	-	-	-	-	0.8
About once a week	3	-	-	-	-	-	-	8.2	-	-	-	-	-	0.5
Less than once a week	4	-	-	-	-	-	-	4.2	-	-	-	-	-	0.2
DK/NA	-8	-	-	-	-	-	-	0.0	-	-	-	-	-	0.0
IAP	-1	100.0	100.0	100.0	100.0	100.0	100.0	31.0	100.0	100.0	100.0	100.0	100.0	95.9
N		7276	1508	1599	1576	1535	1396	1294	1370	1051	1031	1205	1230	22071

\* SHOW CARD

\*\*\* Keyword: TV, Movie

**Table 1161 Frequency of using the video/clip service to use the media contents**

[Questionnaire] How often do you use each of the following kinds of service in order to use the media contents (ex. movies, books, TV, etc.)?... Video/clip service (ex. YouTube, Vimeo, etc.)

[VAR] MEVIEDO

RESPONSE	PUNCH	03-07	2008	2009	2010	2011	2012	2013	2014	2016	2018	2021	2023	TOTAL
Almost every day	1	-	-	-	-	-	-	11.8	-	-	-	-	-	0.7
2-4 times a week	2	-	-	-	-	-	-	13.2	-	-	-	-	-	0.8
About once a week	3	-	-	-	-	-	-	9.0	-	-	-	-	-	0.5
Less than once a week	4	-	-	-	-	-	-	10.1	-	-	-	-	-	0.6
IAP	-1	100.0	100.0	100.0	100.0	100.0	100.0	55.8	100.0	100.0	100.0	100.0	100.0	97.4
N		7276	1508	1599	1576	1535	1396	1294	1370	1051	1031	1205	1230	22071

\* SHOW CARD

\*\*\* Keyword: TV, Movie, Video

**Table 1162 Frequency of using the WebHard service to use the media contents**

[Questionnaire] How often do you use each of the following kinds of service in order to use the media contents (ex. movies, books, TV, etc.)?... WebHard

[VAR] MEWEBHARD

RESPONSE	PUNCH	03-07	2008	2009	2010	2011	2012	2013	2014	2016	2018	2021	2023	TOTAL
Almost every day	1	-	-	-	-	-	-	1.7	-	-	-	-	-	0.1
2-4 times a week	2	-	-	-	-	-	-	3.9	-	-	-	-	-	0.2
About once a week	3	-	-	-	-	-	-	4.9	-	-	-	-	-	0.3
Less than once a week	4	-	-	-	-	-	-	9.8	-	-	-	-	-	0.6
IAP	-1	100.0	100.0	100.0	100.0	100.0	100.0	79.7	100.0	100.0	100.0	100.0	100.0	98.8
N		7276	1508	1599	1576	1535	1396	1294	1370	1051	1031	1205	1230	22071

\* SHOW CARD

\*\*\* Keyword: TV, Movie



**Table 1163 Frequency of using the Torrents to use the media contents**

[Questionnaire] How often do you use each of the following kinds of service in order to use the media contents (ex. movies, books, TV, etc.)?... Torrents

[VAR] METORRENT

RESPONSE	PUNCH	03-07	2008	2009	2010	2011	2012	2013	2014	2016	2018	2021	2023	TOTAL
Almost every day	1	-	-	-	-	-	-	1.2	-	-	-	-	-	0.1
2-4 times a week	2	-	-	-	-	-	-	3.2	-	-	-	-	-	0.2
About once a week	3	-	-	-	-	-	-	2.9	-	-	-	-	-	0.2
Less than once a week	4	-	-	-	-	-	-	8.3	-	-	-	-	-	0.5
IAP	-1	100.0	100.0	100.0	100.0	100.0	100.0	84.6	100.0	100.0	100.0	100.0	100.0	99.1
N		7276	1508	1599	1576	1535	1396	1294	1370	1051	1031	1205	1230	22071

\* SHOW CARD

\*\*\* Keyword: TV, Movie

**Table 1164 Frequency of using the contents producers or music provision service to use the media contents.**

[Questionnaire] How often do you use each of the following kinds of service in order to use the media contents (ex. movies, books, TV, etc.)?... Contents producers or Music provision services (ex. Melon, Pooq, i-tunes, Amazon, Broadcasting stations, Music companies, etc.)

[VAR] MEOTHR

RESPONSE	PUNCH	03-07	2008	2009	2010	2011	2012	2013	2014	2016	2018	2021	2023	TOTAL
Almost every day	1	-	-	-	-	-	-	7.7	-	-	-	-	-	0.5
2-4 times a week	2	-	-	-	-	-	-	6.1	-	-	-	-	-	0.4
About once a week	3	-	-	-	-	-	-	6.6	-	-	-	-	-	0.4
Less than once a week	4	-	-	-	-	-	-	8.3	-	-	-	-	-	0.5
IAP	-1	100.0	100.0	100.0	100.0	100.0	100.0	71.3	100.0	100.0	100.0	100.0	100.0	98.3
N		7276	1508	1599	1576	1535	1396	1294	1370	1051	1031	1205	1230	22071

\* SHOW CARD

\*\*\* Keyword: TV, Movie

**Table 1165 Average time using the mobile phone: hours/minutes**

[Questionnaire] On the average day, about how many hours do you use the mobile phone? Please include all such activities as sending messages, doing games, or listening to music.

[VAR] CELLHR, CELLMN

RESPONSE	PUNCH	03-07	2008	2009	2010	2011	2012	2013	2014	2016	2018	2021	2023	TOTAL
Never	0	3.4	-	-	-	-	-	-	-	-	-	-	-	1.1
Less than 10 minute	1	3.0	-	-	-	-	-	-	-	-	-	-	-	1.0
10-19 minute	2	3.9	-	-	-	-	-	-	-	-	-	-	-	1.3
20-29minute	3	2.4	-	-	-	-	-	-	-	-	-	-	-	0.8
30-59 minute	4	4.4	-	-	-	-	-	-	-	-	-	-	-	1.5
60-119 minute	5	2.8	-	-	-	-	-	-	-	-	-	-	-	0.9
120 minute or over	6	2.2	-	-	-	-	-	-	-	-	-	-	-	0.7
IAP	-1	77.8	100.0	100.0	100.0	100.0	100.0	100.0	100.0	100.0	100.0	100.0	100.0	92.7
N		7276	1508	1599	1576	1535	1396	1294	1370	1051	1031	1205	1230	22071

\*\*\* Keyword: Cellphone, Game

**Table 1166 Main usage of the mobile phone**

[Questionnaire] What do you use the mobile phone for mostly?

[VAR] CELLUSE

RESPONSE	PUNCH	03-07	2008	2009	2010	2011	2012	2013	2014	2016	2018	2021	2023	TOTAL
Work-related communication and information gathering	1	4.8	-	-	-	-	-	-	-	-	-	-	-	1.6
Education-related communication and information gathering	2	0.0	-	-	-	-	-	-	-	-	-	-	-	0.0
Entertainment	3	0.0	-	-	-	-	-	-	-	-	-	-	-	0.0
Information gathering for everyday life	4	0.4	-	-	-	-	-	-	-	-	-	-	-	0.1
Communication with family or relatives	5	6.4	-	-	-	-	-	-	-	-	-	-	-	2.1
Communication with friends or acquaintances	6	7.2	-	-	-	-	-	-	-	-	-	-	-	2.4
OTHER	77	0.0	-	-	-	-	-	-	-	-	-	-	-	0.0
DK/NA	-8	0.0	-	-	-	-	-	-	-	-	-	-	-	0.0
IAP	-1	81.2	100.0	100.0	100.0	100.0	100.0	100.0	100.0	100.0	100.0	100.0	100.0	93.8
N		7276	1508	1599	1576	1535	1396	1294	1370	1051	1031	1205	1230	22071

\* SHOW CARD

\*\*\* Keyword: Cellphone

**Table 1167 Agree or disagree: Anybody who is eligible can be allowed to have the dual citizenship of South Korea and other country at the same time**

[Questionnaire] How much do you agree or disagree with the following statements?... Anybody who is eligible can be allowed to have the dual citizenship of South Korea and other country at the same time

[VAR] DOUBLNAT

RESPONSE	PUNCH	03-07	2008	2009	2010	2011	2012	2013	2014	2016	2018	2021	2023	TOTAL
Strongly agree	1	-	-	-	13.4	-	-	-	-	-	-	-	-	1.0
Agree	2	-	-	-	23.6	-	-	-	-	-	-	-	-	1.7
Neither agree nor disagree	3	-	-	-	16.7	-	-	-	-	-	-	-	-	1.2
Disagree	4	-	-	-	24.6	-	-	-	-	-	-	-	-	1.8
Strongly disagree	5	-	-	-	20.2	-	-	-	-	-	-	-	-	1.4
DK/NA	-8	-	-	-	1.5	-	-	-	-	-	-	-	-	0.1
IAP	-1	100.0	100.0	100.0	0.0	100.0	100.0	100.0	100.0	100.0	100.0	100.0	100.0	92.9
N		7276	1508	1599	1576	1535	1396	1294	1370	1051	1031	1205	1230	22071

\* SHOW CARD

\*\*\* Keyword: Citizenship



**Table 1168 Different racial and ethnic groups: to maintain district customs or to blend in**

[Questionnaire] Some people say that it is better for a country if different racial and ethnic groups maintain their distinct customs and traditions. Others say that it is better if these groups adapt and blend into the larger society. Which of these views comes closer to your own?

[VAR] CULRELAT

RESPONSE	PUNCH	03-07	2008	2009	2010	2011	2012	2013	2014	2016	2018	2021	2023	TOTAL
It is better for society if groups maintain their distinct customs and tradition	1	-	-	-	42.8	-	-	-	-	-	-	-	-	3.1
It is better if groups adapt and blend into the larger society	2	-	-	-	51.5	-	-	-	-	-	-	-	-	3.7
DK/NA	-8	-	-	-	5.7	-	-	-	-	-	-	-	-	0.4
IAP	-1	100.0	100.0	100.0	0.0	100.0	100.0	100.0	100.0	100.0	100.0	100.0	100.0	92.9
N		7276	1508	1599	1576	1535	1396	1294	1370	1051	1031	1205	1230	22071

\* SHOW CARD

\*\*\* Keyword: Ethnic Group

**Table 1169 Admitting the North Korean defectors**

[Questionnaire] What do you think about North Korean defectors who want to come to South Korea?

[VAR] NKACCEPT

RESPONSE	PUNCH	03-07	2008	2009	2010	2011	2012	2013	2014	2016	2018	2021	2023	TOTAL
All should be admitted	1	-	-	-	-	51.1	52.3	48.0	46.7	41.8	-	-	-	14.6
Should be admitted selectively	2	-	-	-	-	39.5	38.8	43.8	44.2	50.9	-	-	-	12.9
Should not be admitted anymore	3	-	-	-	-	9.3	9.0	8.0	9.1	7.3	-	-	-	2.6
DK/NA	-8	-	-	-	-	0.1	0.0	0.2	0.0	0.0	-	-	-	0.0
IAP	-1	100.0	100.0	100.0	100.0	0.0	0.0	0.0	0.0	0.0	100.0	100.0	100.0	69.9
N		7276	1508	1599	1576	1535	1396	1294	1370	1051	1031	1205	1230	22071

\* SHOW CARD(16)

\*\*\* Keyword: North Korea

**Table 1170 How close to North Korean defectors in South Korea**

[Questionnaire] How close or distant do you feel about North Korean defectors who stay in South Korea?

[VAR] NKCLOSE

RESPONSE	PUNCH	03-07	2008	2009	2010	2011	2012	2013	2014	2016	2018	2021	2023	TOTAL
Feel very close	1	-	-	-	-	7.0	7.4	6.9	6.4	-	-	-	-	1.8
Feel somewhat close	2	-	-	-	-	42.1	41.8	40.8	39.8	-	-	-	-	10.4
Feel somewhat distant	3	-	-	-	-	42.7	41.8	43.8	44.5	-	-	-	-	10.9
Feel very distant	4	-	-	-	-	8.1	8.9	8.3	9.3	-	-	-	-	2.2
DK/NA	-8	-	-	-	-	0.1	0.1	0.2	0.0	-	-	-	-	0.0
IAP	-1	100.0	100.0	100.0	100.0	0.0	0.0	0.0	0.0	100.0	100.0	100.0	100.0	74.6
N		7276	1508	1599	1576	1535	1396	1294	1370	1051	1031	1205	1230	22071

\*\*\* Keyword: North Korea

**Table 1171 Appropriate number of North Korean refugees in South Korea**

[Questionnaire] Would you like \_\_\_\_\_ to increase or decrease in Korea?... North Korean refugees

[VAR] NKREFUGE

RESPONSE	PUNCH	03-07	2008	2009	2010	2011	2012	2013	2014	2016	2018	2021	2023	TOTAL
Increase greatly	1	-	-	-	6.1	-	-	-	-	-	-	-	-	0.4
Increase some	2	-	-	-	25.8	-	-	-	-	-	-	-	-	1.8
Stay the same	3	-	-	-	31.8	-	-	-	-	-	-	-	-	2.3
Decrease some	4	-	-	-	22.9	-	-	-	-	-	-	-	-	1.6
Decrease greatly	5	-	-	-	10.3	-	-	-	-	-	-	-	-	0.7
DK/NA	-8	-	-	-	3.0	-	-	-	-	-	-	-	-	0.2
IAP	-1	100.0	100.0	100.0	0.0	100.0	100.0	100.0	100.0	100.0	100.0	100.0	100.0	92.9
N		7276	1508	1599	1576	1535	1396	1294	1370	1051	1031	1205	1230	22071

\* SHOW CARD

\*\*\* Keyword: North Korea

**Table 1172 Appropriate number of blue-collar foreign workers in South Korea**

[Questionnaire] Would you like \_\_\_\_\_ to increase or decrease in Korea?... Blue-collar foreign workers

[VAR] FRNWRKR

RESPONSE	PUNCH	03-07	2008	2009	2010	2011	2012	2013	2014	2016	2018	2021	2023	TOTAL
Increase greatly	1	-	-	-	2.9	-	-	-	-	-	-	-	-	0.2
Increase some	2	-	-	-	26.9	-	-	-	-	-	-	-	-	1.9
Stay the same	3	-	-	-	31.7	-	-	-	-	-	-	-	-	2.3
Decrease some	4	-	-	-	28.7	-	-	-	-	-	-	-	-	2.0
Decrease greatly	5	-	-	-	7.7	-	-	-	-	-	-	-	-	0.6
DK/NA	-8	-	-	-	2.1	-	-	-	-	-	-	-	-	0.1
IAP	-1	100.0	100.0	100.0	0.0	100.0	100.0	100.0	100.0	100.0	100.0	100.0	100.0	92.9
N		7276	1508	1599	1576	1535	1396	1294	1370	1051	1031	1205	1230	22071

\* SHOW CARD

**Table 1173 Appropriate number of blue-collar foreign workers in South Korea**

[Questionnaire] Would you like \_\_\_\_\_ to increase or decrease in Korea?... Professional foreign workers

[VAR] FRNEXPT

RESPONSE	PUNCH	03-07	2008	2009	2010	2011	2012	2013	2014	2016	2018	2021	2023	TOTAL
Increase greatly	1	-	-	-	8.7	-	-	-	-	-	-	-	-	0.6
Increase some	2	-	-	-	38.6	-	-	-	-	-	-	-	-	2.8
Stay the same	3	-	-	-	25.4	-	-	-	-	-	-	-	-	1.8
Decrease some	4	-	-	-	20.1	-	-	-	-	-	-	-	-	1.4
Decrease greatly	5	-	-	-	4.9	-	-	-	-	-	-	-	-	0.4
DK/NA	-8	-	-	-	2.3	-	-	-	-	-	-	-	-	0.2
IAP	-1	100.0	100.0	100.0	0.0	100.0	100.0	100.0	100.0	100.0	100.0	100.0	100.0	92.9
N		7276	1508	1599	1576	1535	1396	1294	1370	1051	1031	1205	1230	22071

\* SHOW CARD



**Table 1174 Appropriate number of Korean-Chinese in South Korea**

[Questionnaire] Would you like \_\_\_\_\_ to increase or decrease in Korea?... Korean-Chinese

[VAR] KRCHN

RESPONSE	PUNCH	03-07	2008	2009	2010	2011	2012	2013	2014	2016	2018	2021	2023	TOTAL
Increase greatly	1	-	-	-	3.0	-	-	-	-	-	-	-	-	0.2
Increase some	2	-	-	-	20.4	-	-	-	-	-	-	-	-	1.5
Stay the same	3	-	-	-	35.6	-	-	-	-	-	-	-	-	2.5
Decrease some	4	-	-	-	29.8	-	-	-	-	-	-	-	-	2.1
Decrease greatly	5	-	-	-	8.1	-	-	-	-	-	-	-	-	0.6
DK/NA	-8	-	-	-	3.2	-	-	-	-	-	-	-	-	0.2
IAP	-1	100.0	100.0	100.0	0.0	100.0	100.0	100.0	100.0	100.0	100.0	100.0	100.0	92.9
N		7276	1508	1599	1576	1535	1396	1294	1370	1051	1031	1205	1230	22071

\* SHOW CARD

\*\*\* Keyword: Korean-Chinese

**Table 1175 Appropriate number of foreign students in South Korea**

[Questionnaire] Would you like \_\_\_\_\_ to increase or decrease in Korea?... Foreign student

[VAR] FRNSTDNT

RESPONSE	PUNCH	03-07	2008	2009	2010	2011	2012	2013	2014	2016	2018	2021	2023	TOTAL
Increase greatly	1	-	-	-	23.0	-	-	-	-	-	-	-	-	1.6
Increase some	2	-	-	-	48.9	-	-	-	-	-	-	-	-	3.5
Stay the same	3	-	-	-	16.8	-	-	-	-	-	-	-	-	1.2
Decrease some	4	-	-	-	7.4	-	-	-	-	-	-	-	-	0.5
Decrease greatly	5	-	-	-	1.6	-	-	-	-	-	-	-	-	0.1
DK/NA	-8	-	-	-	2.3	-	-	-	-	-	-	-	-	0.2
IAP	-1	100.0	100.0	100.0	0.0	100.0	100.0	100.0	100.0	100.0	100.0	100.0	100.0	92.9
N		7276	1508	1599	1576	1535	1396	1294	1370	1051	1031	1205	1230	22071

\* SHOW CARD

**Table 1176 Appropriate number of foreign businessmen and investors in South Korea**

[Questionnaire] Would you like \_\_\_\_\_ to increase or decrease in Korea?... Foreign businessman &amp; investor

[VAR] FRNBUZNS

RESPONSE	PUNCH	03-07	2008	2009	2010	2011	2012	2013	2014	2016	2018	2021	2023	TOTAL
Increase greatly	1	-	-	-	35.9	-	-	-	-	-	-	-	-	2.6
Increase some	2	-	-	-	42.7	-	-	-	-	-	-	-	-	3.0
Stay the same	3	-	-	-	10.8	-	-	-	-	-	-	-	-	0.8
Decrease some	4	-	-	-	6.3	-	-	-	-	-	-	-	-	0.4
Decrease greatly	5	-	-	-	2.3	-	-	-	-	-	-	-	-	0.2
DK/NA	-8	-	-	-	2.0	-	-	-	-	-	-	-	-	0.1
IAP	-1	100.0	100.0	100.0	0.0	100.0	100.0	100.0	100.0	100.0	100.0	100.0	100.0	92.9
N		7276	1508	1599	1576	1535	1396	1294	1370	1051	1031	1205	1230	22071

\* SHOW CARD

**Table 1177 Opinion on Korean immigration policy: Legal immigrants to South Korea who are not citizens should have the same welfare benefits as South Korean citizens**

[Questionnaire] There are opinions about Korean immigration policies. How much do you agree or disagree with the following statements?... Legal immigrants to South Korea who are not citizens should have the same welfare benefits as South Korean citizens.

[VAR] FPOLICY1

RESPONSE	PUNCH	03-07	2008	2009	2010	2011	2012	2013	2014	2016	2018	2021	2023	TOTAL
Strongly agree	1	-	-	-	22.2	-	-	-	-	-	-	-	-	1.6
Agree	2	-	-	-	46.4	-	-	-	-	-	-	-	-	3.3
Neither agree nor disagree	3	-	-	-	14.1	-	-	-	-	-	-	-	-	1.0
Somewhat disagree	4	-	-	-	13.0	-	-	-	-	-	-	-	-	0.9
Strongly disagree	5	-	-	-	3.5	-	-	-	-	-	-	-	-	0.2
DK/NA	-8	-	-	-	0.9	-	-	-	-	-	-	-	-	0.1
IAP	-1	100.0	100.0	100.0	0.0	100.0	100.0	100.0	100.0	100.0	100.0	100.0	100.0	92.9
N		7276	1508	1599	1576	1535	1396	1294	1370	1051	1031	1205	1230	22071

\* SHOW CARD

\*\*\* Keyword: Citizenship, Welfare, Koreans

**Table 1178 Opinion on Korean immigration policy: Legal immigrants to South Korea should be given the right to bring their own families to Korea**

[Questionnaire] There are opinions about Korean immigration policies. How much do you agree or disagree with the following statements?... Legal immigrants to South Korea should be given the right to bring their own families to Korea

[VAR] FPOLICY2

RESPONSE	PUNCH	03-07	2008	2009	2010	2011	2012	2013	2014	2016	2018	2021	2023	TOTAL
Strongly agree	1	-	-	-	20.4	-	-	-	-	-	-	-	-	1.5
Agree	2	-	-	-	49.3	-	-	-	-	-	-	-	-	3.5
Neither agree nor disagree	3	-	-	-	17.2	-	-	-	-	-	-	-	-	1.2
Somewhat disagree	4	-	-	-	8.8	-	-	-	-	-	-	-	-	0.6
Strongly disagree	5	-	-	-	3.3	-	-	-	-	-	-	-	-	0.2
DK/NA	-8	-	-	-	1.0	-	-	-	-	-	-	-	-	0.1
IAP	-1	100.0	100.0	100.0	0.0	100.0	100.0	100.0	100.0	100.0	100.0	100.0	100.0	92.9
N		7276	1508	1599	1576	1535	1396	1294	1370	1051	1031	1205	1230	22071

\* SHOW CARD

\*\*\* Keyword: Family Members



**Table 1179 Opinion on Korean immigration policy: Legal immigrants to South Korea who have been staying in Korea for a long time should be given the voting right in local elections, even if they don't have the residential right**

[Questionnaire] There are opinions about Korean immigration policies. How much do you agree or disagree with the following statements?... Legal immigrants to South Korea who have been staying in Korea for a long time should be given the voting right in local elections, even if they don't have the residential right

[VAR] FPOLICY3

RESPONSE	PUNCH	03-07	2008	2009	2010	2011	2012	2013	2014	2016	2018	2021	2023	TOTAL
Strongly agree	1	-	-	-	8.7	-	-	-	-	-	-	-	-	0.6
Agree	2	-	-	-	20.5	-	-	-	-	-	-	-	-	1.5
Neither agree nor disagree	3	-	-	-	23.3	-	-	-	-	-	-	-	-	1.7
Somewhat disagree	4	-	-	-	30.5	-	-	-	-	-	-	-	-	2.2
Strongly disagree	5	-	-	-	15.8	-	-	-	-	-	-	-	-	1.1
DK/NA	-8	-	-	-	1.3	-	-	-	-	-	-	-	-	0.1
IAP	-1	100.0	100.0	100.0	0.0	100.0	100.0	100.0	100.0	100.0	100.0	100.0	100.0	92.9
N		7276	1508	1599	1576	1535	1396	1294	1370	1051	1031	1205	1230	22071

\* SHOW CARD

\*\*\* Keyword: Election

**Table 1180 Opinion on Korean immigration policy: Government should intervene deeply so as to eliminate the human rights infringement or discrimination against foreign immigrants**

[Questionnaire] There are opinions about Korean immigration policies. How much do you agree or disagree with the following statements?... Government should intervene deeply so as to eliminate the human rights infringement or discrimination against foreign immigrants

[VAR] FPOLICY4

RESPONSE	PUNCH	03-07	2008	2009	2010	2011	2012	2013	2014	2016	2018	2021	2023	TOTAL
Strongly agree	1	-	-	-	28.9	-	-	-	-	-	-	-	-	2.1
Agree	2	-	-	-	43.5	-	-	-	-	-	-	-	-	3.1
Neither agree nor disagree	3	-	-	-	18.8	-	-	-	-	-	-	-	-	1.3
Somewhat disagree	4	-	-	-	6.8	-	-	-	-	-	-	-	-	0.5
Strongly disagree	5	-	-	-	0.8	-	-	-	-	-	-	-	-	0.1
DK/NA	-8	-	-	-	1.3	-	-	-	-	-	-	-	-	0.1
IAP	-1	100.0	100.0	100.0	0.0	100.0	100.0	100.0	100.0	100.0	100.0	100.0	100.0	92.9
N		7276	1508	1599	1576	1535	1396	1294	1370	1051	1031	1205	1230	22071

\* SHOW CARD

\*\*\* Keyword: Government, Discrimination

**Table 1181 Opinion on Korean immigration policy: Government should provide support for ethnic/racial minorities so that they could preserve their own tradition and custom**

[Questionnaire] There are opinions about Korean immigration policies. How much do you agree or disagree with the following statements?... Government should provide support for ethnic/racial minorities so that they could preserve their own tradition and custom

[VAR] FPOLICY5

RESPONSE	PUNCH	03-07	2008	2009	2010	2011	2012	2013	2014	2016	2018	2021	2023	TOTAL
Strongly agree	1	-	-	-	13.8	-	-	-	-	-	-	-	-	1.0
Agree	2	-	-	-	41.4	-	-	-	-	-	-	-	-	3.0
Neither agree nor disagree	3	-	-	-	26.0	-	-	-	-	-	-	-	-	1.9
Somewhat disagree	4	-	-	-	13.3	-	-	-	-	-	-	-	-	1.0
Strongly disagree	5	-	-	-	4.1	-	-	-	-	-	-	-	-	0.3
DK/NA	-8	-	-	-	1.4	-	-	-	-	-	-	-	-	0.1
IAP	-1	100.0	100.0	100.0	0.0	100.0	100.0	100.0	100.0	100.0	100.0	100.0	100.0	92.9
N		7276	1508	1599	1576	1535	1396	1294	1370	1051	1031	1205	1230	22071

\* SHOW CARD

\*\*\* Keyword: Government, Ethnic Group

**Table 1182 Opinion on Korean immigration policy: All countries are benefited by the migration of people to countries in which their technologies are required**

[Questionnaire] There are opinions about Korean immigration policies. How much do you agree or disagree with the following statements?... All countries are benefited by the migration of people to countries in which their technologies are required

[VAR] FPOLICY6

RESPONSE	PUNCH	03-07	2008	2009	2010	2011	2012	2013	2014	2016	2018	2021	2023	TOTAL
Strongly agree	1	-	-	-	14.2	-	-	-	-	-	-	-	-	1.0
Agree	2	-	-	-	44.6	-	-	-	-	-	-	-	-	3.2
Neither agree nor disagree	3	-	-	-	26.9	-	-	-	-	-	-	-	-	1.9
Somewhat disagree	4	-	-	-	9.8	-	-	-	-	-	-	-	-	0.7
Strongly disagree	5	-	-	-	2.2	-	-	-	-	-	-	-	-	0.2
DK/NA	-8	-	-	-	2.4	-	-	-	-	-	-	-	-	0.2
IAP	-1	100.0	100.0	100.0	0.0	100.0	100.0	100.0	100.0	100.0	100.0	100.0	100.0	92.9
N		7276	1508	1599	1576	1535	1396	1294	1370	1051	1031	1205	1230	22071

\* SHOW CARD

\*\*\* Keyword: Technology



**Table 1183 Opinion on Korean immigration policy: A well-off country has the obligation to allow the immigration from a worse-off country**

[Questionnaire] There are opinions about Korean immigration policies. How much do you agree or disagree with the following statements?... A well-off country has the obligation to allow the immigration from a worse-off country

[VAR] FPOLICY7

RESPONSE	PUNCH	03-07	2008	2009	2010	2011	2012	2013	2014	2016	2018	2021	2023	TOTAL
Strongly agree	1	-	-	-	12.4	-	-	-	-	-	-	-	-	0.9
Agree	2	-	-	-	34.8	-	-	-	-	-	-	-	-	2.5
Neither agree nor disagree	3	-	-	-	29.4	-	-	-	-	-	-	-	-	2.1
Somewhat disagree	4	-	-	-	16.8	-	-	-	-	-	-	-	-	1.2
Strongly disagree	5	-	-	-	5.2	-	-	-	-	-	-	-	-	0.4
DK/NA	-8	-	-	-	1.4	-	-	-	-	-	-	-	-	0.1
IAP	-1	100.0	100.0	100.0	0.0	100.0	100.0	100.0	100.0	100.0	100.0	100.0	100.0	92.9
N		7276	1508	1599	1576	1535	1396	1294	1370	1051	1031	1205	1230	22071

\* SHOW CARD

\*\*\* Keyword: Poverty

**Table 1184 Opinion on immigrants in Korea: Immigrants help to fill job vacancies in need of people**

[Questionnaire] There are different opinions about immigrants from other countries living/working in South Korea. How much do you agree or disagree with the following statements?... Immigrants help to fill job vacancies in need of people

[VAR] IMMGFILL

RESPONSE	PUNCH	03-07	2008	2009	2010	2011	2012	2013	2014	2016	2018	2021	2023	TOTAL
Strongly agree	1	-	-	-	15.3	-	-	-	-	-	-	-	-	1.1
Agree	2	-	-	-	62.2	-	-	-	-	-	-	-	-	4.4
Neither agree nor disagree	3	-	-	-	14.6	-	-	-	-	-	-	-	-	1.0
Disagree	4	-	-	-	5.4	-	-	-	-	-	-	-	-	0.4
Strongly disagree	5	-	-	-	1.6	-	-	-	-	-	-	-	-	0.1
DK/NA	-8	-	-	-	0.9	-	-	-	-	-	-	-	-	0.1
IAP	-1	100.0	100.0	100.0	0.0	100.0	100.0	100.0	100.0	100.0	100.0	100.0	100.0	92.9
N		7276	1508	1599	1576	1535	1396	1294	1370	1051	1031	1205	1230	22071

\* SHOW CARD

\*\*\* Keyword: Immigrant

**Table 1185 Opinion on immigrants in Korea: In general, immigrants bring economic harms to poor people than rich people**

[Questionnaire] There are different opinions about immigrants from other countries living/working in South Korea. How much do you agree or disagree with the following statements?... In general, immigrants bring economic harms to poor people than rich people

[VAR] IMMHRMPR

RESPONSE	PUNCH	03-07	2008	2009	2010	2011	2012	2013	2014	2016	2018	2021	2023	TOTAL
Strongly agree	1	-	-	-	6.9	-	-	-	-	-	-	-	-	0.5
Agree	2	-	-	-	29.9	-	-	-	-	-	-	-	-	2.1
Neither agree nor disagree	3	-	-	-	33.0	-	-	-	-	-	-	-	-	2.4
Disagree	4	-	-	-	23.9	-	-	-	-	-	-	-	-	1.7
Strongly disagree	5	-	-	-	4.8	-	-	-	-	-	-	-	-	0.3
DK/NA	-8	-	-	-	1.5	-	-	-	-	-	-	-	-	0.1
IAP	-1	100.0	100.0	100.0	0.0	100.0	100.0	100.0	100.0	100.0	100.0	100.0	100.0	92.9
N		7276	1508	1599	1576	1535	1396	1294	1370	1051	1031	1205	1230	22071

\* SHOW CARD

\*\*\* Keyword: Immigrant

**Table 1186 Opinion on immigrants in Korea: As the number of immigrants increases, the pride in Korean culture and tradition will be decreased**

[Questionnaire] There are different opinions about immigrants from other countries living/working in South Korea. How much do you agree or disagree with the following statements?... As the number of immigrants increases, the pride in Korean culture and tradition will be decreased

[VAR] IMMLWPRD

RESPONSE	PUNCH	03-07	2008	2009	2010	2011	2012	2013	2014	2016	2018	2021	2023	TOTAL
Strongly agree	1	-	-	-	4.8	-	-	-	-	-	-	-	-	0.3
Agree	2	-	-	-	20.7	-	-	-	-	-	-	-	-	1.5
Neither agree nor disagree	3	-	-	-	26.9	-	-	-	-	-	-	-	-	1.9
Disagree	4	-	-	-	36.6	-	-	-	-	-	-	-	-	2.6
Strongly disagree	5	-	-	-	9.6	-	-	-	-	-	-	-	-	0.7
DK/NA	-8	-	-	-	1.5	-	-	-	-	-	-	-	-	0.1
IAP	-1	100.0	100.0	100.0	0.0	100.0	100.0	100.0	100.0	100.0	100.0	100.0	100.0	92.9
N		7276	1508	1599	1576	1535	1396	1294	1370	1051	1031	1205	1230	22071

\* SHOW CARD

\*\*\* Keyword: Immigrant



**Table 1187 Opinion on immigrants in Korea: It is desirable for most people in Korea to share the same tradition and custom**

[Questionnaire] There are different opinions about immigrants from other countries living/working in South Korea. How much do you agree or disagree with the following statements?... It is desirable for most people in Korea to share the same tradition and custom

[VAR] IMMSHARE

RESPONSE	PUNCH	03-07	2008	2009	2010	2011	2012	2013	2014	2016	2018	2021	2023	TOTAL
Strongly agree	1	-	-	-	16.1	-	-	-	-	-	-	-	-	1.1
Agree	2	-	-	-	49.2	-	-	-	-	-	-	-	-	3.5
Neither agree nor disagree	3	-	-	-	23.6	-	-	-	-	-	-	-	-	1.7
Disagree	4	-	-	-	8.9	-	-	-	-	-	-	-	-	0.6
Strongly disagree	5	-	-	-	1.0	-	-	-	-	-	-	-	-	0.1
DK/NA	-8	-	-	-	1.3	-	-	-	-	-	-	-	-	0.1
IAP	-1	100.0	100.0	100.0	0.0	100.0	100.0	100.0	100.0	100.0	100.0	100.0	100.0	92.9
N		7276	1508	1599	1576	1535	1396	1294	1370	1051	1031	1205	1230	22071

\* SHOW CARD

\*\*\* Keyword: Immigrant

**Table 1188 Opinion on immigrants in Korea: With the growth of immigrants, social conflict will become more severe**

[Questionnaire] There are different opinions about immigrants from other countries living/working in South Korea. How much do you agree or disagree with the following statements?... With the growth of immigrants, social conflict will become more severe

[VAR] IMMCNFLT

RESPONSE	PUNCH	03-07	2008	2009	2010	2011	2012	2013	2014	2016	2018	2021	2023	TOTAL
Strongly agree	1	-	-	-	10.0	-	-	-	-	-	-	-	-	0.7
Agree	2	-	-	-	44.5	-	-	-	-	-	-	-	-	3.2
Neither agree nor disagree	3	-	-	-	25.1	-	-	-	-	-	-	-	-	1.8
Disagree	4	-	-	-	16.9	-	-	-	-	-	-	-	-	1.2
Strongly disagree	5	-	-	-	2.3	-	-	-	-	-	-	-	-	0.2
DK/NA	-8	-	-	-	1.1	-	-	-	-	-	-	-	-	0.1
IAP	-1	100.0	100.0	100.0	0.0	100.0	100.0	100.0	100.0	100.0	100.0	100.0	100.0	92.9
N		7276	1508	1599	1576	1535	1396	1294	1370	1051	1031	1205	1230	22071

\* SHOW CARD

\*\*\* Keyword: Immigrant, Conflict

**Table 1189 Opinion on immigrants in Korea: No matter how hard Korean government tries, immigrants will increase conflict in Korean society**

[Questionnaire] There are different opinions about immigrants from other countries living/working in South Korea. How much do you agree or disagree with the following statements?... No matter how hard Korean government tries, immigrants will increase conflict in Korean society

[VAR] MORECFLT

RESPONSE	PUNCH	03-07	2008	2009	2010	2011	2012	2013	2014	2016	2018	2021	2023	TOTAL
Strongly agree	1	-	-	-	7.0	-	-	-	-	-	-	-	-	0.5
Agree	2	-	-	-	31.5	-	-	-	-	-	-	-	-	2.3
Neither agree nor disagree	3	-	-	-	31.5	-	-	-	-	-	-	-	-	2.3
Disagree	4	-	-	-	23.7	-	-	-	-	-	-	-	-	1.7
Strongly disagree	5	-	-	-	4.1	-	-	-	-	-	-	-	-	0.3
DK/NA	-8	-	-	-	2.1	-	-	-	-	-	-	-	-	0.1
IAP	-1	100.0	100.0	100.0	0.0	100.0	100.0	100.0	100.0	100.0	100.0	100.0	100.0	92.9
N		7276	1508	1599	1576	1535	1396	1294	1370	1051	1031	1205	1230	22071

\* SHOW CARD

\*\*\* Keyword: Government, Immigrant, Conflict

**Table 1190 Opinion on immigrants in Korea: In order to prevent the population decrease in Korea, allowing the immigration to Korea will be an inevitable choice**

[Questionnaire] There are different opinions about immigrants from other countries living/working in South Korea. How much do you agree or disagree with the following statements?... In order to prevent the population decrease in Korea, allowing the immigration to Korea will be an inevitable choice

[VAR] MOREPOP

RESPONSE	PUNCH	03-07	2008	2009	2010	2011	2012	2013	2014	2016	2018	2021	2023	TOTAL
Strongly agree	1	-	-	-	7.4	-	-	-	-	-	-	-	-	0.5
Agree	2	-	-	-	30.4	-	-	-	-	-	-	-	-	2.2
Neither agree nor disagree	3	-	-	-	28.2	-	-	-	-	-	-	-	-	2.0
Disagree	4	-	-	-	25.0	-	-	-	-	-	-	-	-	1.8
Strongly disagree	5	-	-	-	7.2	-	-	-	-	-	-	-	-	0.5
DK/NA	-8	-	-	-	1.8	-	-	-	-	-	-	-	-	0.1
IAP	-1	100.0	100.0	100.0	0.0	100.0	100.0	100.0	100.0	100.0	100.0	100.0	100.0	92.9
N		7276	1508	1599	1576	1535	1396	1294	1370	1051	1031	1205	1230	22071

\* SHOW CARD

\*\*\* Keyword: Immigrant



**Table 1191 Opinion on immigrants in Korea: With the growth of immigrants, people have to pay more taxes for their social welfare**

[Questionnaire] There are different opinions about immigrants from other countries living/working in South Korea. How much do you agree or disagree with the following statements?... With the growth of immigrants, people have to pay more taxes for their social welfare

[VAR] IMMTXINC

RESPONSE	PUNCH	03-07	2008	2009	2010	2011	2012	2013	2014	2016	2018	2021	2023	TOTAL
Strongly agree	1	-	-	-	9.2	-	-	-	-	-	-	-	-	0.7
Agree	2	-	-	-	38.5	-	-	-	-	-	-	-	-	2.7
Neither agree nor disagree	3	-	-	-	28.2	-	-	-	-	-	-	-	-	2.0
Disagree	4	-	-	-	19.2	-	-	-	-	-	-	-	-	1.4
Strongly disagree	5	-	-	-	3.4	-	-	-	-	-	-	-	-	0.2
DK/NA	-8	-	-	-	1.5	-	-	-	-	-	-	-	-	0.1
IAP	-1	100.0	100.0	100.0	0.0	100.0	100.0	100.0	100.0	100.0	100.0	100.0	100.0	92.9
N		7276	1508	1599	1576	1535	1396	1294	1370	1051	1031	1205	1230	22071

\* SHOW CARD

\*\*\* Keyword: Immigrant, Welfare, Burden, Tax

**Table 1192 Limit immigration**

[Questionnaire] How much do you agree or disagree with each of these statements?... Korea should limit immigration in order to protect our national way of life

[VAR] IMMIREST

RESPONSE	PUNCH	03-07	2008	2009	2010	2011	2012	2013	2014	2016	2018	2021	2023	TOTAL
Strongly agree	1	-	-	-	-	-	-	-	-	-	-	3.0	-	0.2
Agree	2	-	-	-	-	-	-	-	-	-	-	25.0	-	1.4
Neither agree nor disagree	3	-	-	-	-	-	-	-	-	-	-	41.9	-	2.3
Disagree	4	-	-	-	-	-	-	-	-	-	-	24.1	-	1.3
Strongly disagree	5	-	-	-	-	-	-	-	-	-	-	5.1	-	0.3
DK/NA	-8	-	-	-	-	-	-	-	-	-	-	1.0	-	0.1
IAP	-1	100.0	100.0	100.0	100.0	100.0	100.0	100.0	100.0	100.0	100.0	0.0	100.0	94.5
N		7276	1508	1599	1576	1535	1396	1294	1370	1051	1031	1205	1230	22071

\*\*\* Keyword: Immigrant

**Table 1193 Accepting North Korean refugees as visitors to R's country**

[Questionnaire] How do you feel about having members of the people from the following countries or regions? Can you accept the people who are from each of the following countries or regions?... North Korean refugees... Visitors to my country

[VAR] VISITNK

RESPONSE	PUNCH	03-07	2008	2009	2010	2011	2012	2013	2014	2016	2018	2021	2023	TOTAL
Yes	1	-	-	-	79.5	-	-	-	-	-	-	-	-	5.7
No	2	-	-	-	20.3	-	-	-	-	-	-	-	-	1.4
DK/NA	-8	-	-	-	0.3	-	-	-	-	-	-	-	-	0.0
IAP	-1	100.0	100.0	100.0	0.0	100.0	100.0	100.0	100.0	100.0	100.0	100.0	100.0	92.9
N		7276	1508	1599	1576	1535	1396	1294	1370	1051	1031	1205	1230	22071

\* SHOW CARD

\*\*\* Keyword: North Korea

**Table 1194 Accepting North Korean refugees as citizens of R's country**

[Questionnaire] How do you feel about having members of the people from the following countries or regions? Can you accept the people who are from each of the following countries or regions?... North Korean refugees... Citizens of my country

[VAR] CITZNNK

RESPONSE	PUNCH	03-07	2008	2009	2010	2011	2012	2013	2014	2016	2018	2021	2023	TOTAL
Yes	1	-	-	-	77.7	-	-	-	-	-	-	-	-	5.6
No	2	-	-	-	22.0	-	-	-	-	-	-	-	-	1.6
DK/NA	-8	-	-	-	0.3	-	-	-	-	-	-	-	-	0.0
IAP	-1	100.0	100.0	100.0	0.0	100.0	100.0	100.0	100.0	100.0	100.0	100.0	100.0	92.9
N		7276	1508	1599	1576	1535	1396	1294	1370	1051	1031	1205	1230	22071

\* SHOW CARD

\*\*\* Keyword: North Korea

**Table 1195 Accepting North Korean refugees as workers in R's workplace**

[Questionnaire] How do you feel about having members of the people from the following countries or regions? Can you accept the people who are from each of the following countries or regions?... North Korean refugees... Workers in my workplace

[VAR] COLLGNK

RESPONSE	PUNCH	03-07	2008	2009	2010	2011	2012	2013	2014	2016	2018	2021	2023	TOTAL
Yes	1	-	-	-	76.8	-	-	-	-	-	-	-	-	5.5
No	2	-	-	-	22.9	-	-	-	-	-	-	-	-	1.6
DK/NA	-8	-	-	-	0.3	-	-	-	-	-	-	-	-	0.0
IAP	-1	100.0	100.0	100.0	0.0	100.0	100.0	100.0	100.0	100.0	100.0	100.0	100.0	92.9
N		7276	1508	1599	1576	1535	1396	1294	1370	1051	1031	1205	1230	22071

\* SHOW CARD

\*\*\* Keyword: North Korea, Workplace, Colleagues



**Table 1196 Accepting North Korean refugees as close neighbors to R's place**

[Questionnaire] How do you feel about having members of the people from the following countries or regions? Can you accept the people who are from each of the following countries or regions?... North Korean refugees... Close neighbors in my place

[VAR] NEIGHNK

RESPONSE	PUNCH	03-07	2008	2009	2010	2011	2012	2013	2014	2016	2018	2021	2023	TOTAL
Yes	1	-	-	-	76.7	-	-	-	-	-	-	-	-	5.5
No	2	-	-	-	23.1	-	-	-	-	-	-	-	-	1.6
DK/NA	-8	-	-	-	0.2	-	-	-	-	-	-	-	-	0.0
IAP	-1	100.0	100.0	100.0	0.0	100.0	100.0	100.0	100.0	100.0	100.0	100.0	100.0	92.9
N		7276	1508	1599	1576	1535	1396	1294	1370	1051	1031	1205	1230	22071

\* SHOW CARD

\*\*\* Keyword: North Korea, Neighbor

**Table 1197 Accepting North Korean refugees as close friends of R**

[Questionnaire] How do you feel about having members of the people from the following countries or regions? Can you accept the people who are from each of the following countries or regions?... North Korean refugees... Close friends of mine

[VAR] FRNDNK

RESPONSE	PUNCH	03-07	2008	2009	2010	2011	2012	2013	2014	2016	2018	2021	2023	TOTAL
Yes	1	-	-	-	68.2	-	-	-	-	-	-	-	-	4.9
No	2	-	-	-	31.6	-	-	-	-	-	-	-	-	2.3
DK/NA	-8	-	-	-	0.2	-	-	-	-	-	-	-	-	0.0
IAP	-1	100.0	100.0	100.0	0.0	100.0	100.0	100.0	100.0	100.0	100.0	100.0	100.0	92.9
N		7276	1508	1599	1576	1535	1396	1294	1370	1051	1031	1205	1230	22071

\* SHOW CARD

\*\*\* Keyword: North Korea, Friends

**Table 1198 Accepting North Korean refugees as spouse of R's child(ren)**

[Questionnaire] How do you feel about having members of the people from the following countries or regions? Can you accept the people who are from each of the following countries or regions?... North Korean refugees... Spouse of my child(ren)

[VAR] SONLWNK

RESPONSE	PUNCH	03-07	2008	2009	2010	2011	2012	2013	2014	2016	2018	2021	2023	TOTAL
Yes	1	-	-	-	39.1	-	-	-	-	-	-	-	-	2.8
No	2	-	-	-	60.7	-	-	-	-	-	-	-	-	4.3
DK/NA	-8	-	-	-	0.3	-	-	-	-	-	-	-	-	0.0
IAP	-1	100.0	100.0	100.0	0.0	100.0	100.0	100.0	100.0	100.0	100.0	100.0	100.0	92.9
N		7276	1508	1599	1576	1535	1396	1294	1370	1051	1031	1205	1230	22071

\* SHOW CARD

\*\*\* Keyword: North Korea, Children

**Table 1199 Accepting North Korean refugees as spouse of R**

[Questionnaire] How do you feel about having members of the people from the following countries or regions? Can you accept the people who are from each of the following countries or regions?... North Korean refugees... Spouse of my own

[VAR] SPOUZNK

RESPONSE	PUNCH	03-07	2008	2009	2010	2011	2012	2013	2014	2016	2018	2021	2023	TOTAL
Yes	1	-	-	-	36.2	-	-	-	-	-	-	-	-	2.6
No	2	-	-	-	63.6	-	-	-	-	-	-	-	-	4.5
DK/NA	-8	-	-	-	0.3	-	-	-	-	-	-	-	-	0.0
IAP	-1	100.0	100.0	100.0	0.0	100.0	100.0	100.0	100.0	100.0	100.0	100.0	100.0	92.9
N		7276	1508	1599	1576	1535	1396	1294	1370	1051	1031	1205	1230	22071

\* SHOW CARD

\*\*\* Keyword: North Korea

**Table 1200 Accepting Korean-Chinese people as visitors to R's country**

[Questionnaire] How do you feel about having members of the people from the following countries or regions? Can you accept the people who are from each of the following countries or regions?... Korean-Chinese... Visitors to my country

[VAR] VISITKCN

RESPONSE	PUNCH	03-07	2008	2009	2010	2011	2012	2013	2014	2016	2018	2021	2023	TOTAL
Yes	1	-	-	-	86.6	-	-	-	-	-	-	-	-	6.2
No	2	-	-	-	13.1	-	-	-	-	-	-	-	-	0.9
DK/NA	-8	-	-	-	0.3	-	-	-	-	-	-	-	-	0.0
IAP	-1	100.0	100.0	100.0	0.0	100.0	100.0	100.0	100.0	100.0	100.0	100.0	100.0	92.9
N		7276	1508	1599	1576	1535	1396	1294	1370	1051	1031	1205	1230	22071

\* SHOW CARD

\*\*\* Keyword: Korean-Chinese

**Table 1201 Accepting Korean-Chinese people as citizens of R's country**

[Questionnaire] How do you feel about having members of the people from the following countries or regions? Can you accept the people who are from each of the following countries or regions?... Korean-Chinese... Citizens of my country

[VAR] CITZKCN

RESPONSE	PUNCH	03-07	2008	2009	2010	2011	2012	2013	2014	2016	2018	2021	2023	TOTAL
Yes	1	-	-	-	69.0	-	-	-	-	-	-	-	-	4.9
No	2	-	-	-	30.6	-	-	-	-	-	-	-	-	2.2
DK/NA	-8	-	-	-	0.4	-	-	-	-	-	-	-	-	0.0
IAP	-1	100.0	100.0	100.0	0.0	100.0	100.0	100.0	100.0	100.0	100.0	100.0	100.0	92.9
N		7276	1508	1599	1576	1535	1396	1294	1370	1051	1031	1205	1230	22071

\* SHOW CARD

\*\*\* Keyword: Korean-Chinese



**Table 1202 Accepting Korean-Chinese people as workers in R's workplace**

[Questionnaire] How do you feel about having members of the people from the following countries or regions? Can you accept the people who are from each of the following countries or regions?... Korean-Chinese... Workers in my workplace

[VAR] COLLGKCN

RESPONSE	PUNCH	03-07	2008	2009	2010	2011	2012	2013	2014	2016	2018	2021	2023	TOTAL
Yes	1	-	-	-	77.5	-	-	-	-	-	-	-	-	5.5
No	2	-	-	-	22.1	-	-	-	-	-	-	-	-	1.6
DK/NA	-8	-	-	-	0.4	-	-	-	-	-	-	-	-	0.0
IAP	-1	100.0	100.0	100.0	0.0	100.0	100.0	100.0	100.0	100.0	100.0	100.0	100.0	92.9
N		7276	1508	1599	1576	1535	1396	1294	1370	1051	1031	1205	1230	22071

\* SHOW CARD

\*\*\* Keyword: Korean-Chinese, Workplace, Colleagues

**Table 1203 Accepting Korean-Chinese people as close neighbors to R's place**

[Questionnaire] How do you feel about having members of the people from the following countries or regions? Can you accept the people who are from each of the following countries or regions?... Korean-Chinese... Close neighbors in my place

[VAR] NEIGHKCN

RESPONSE	PUNCH	03-07	2008	2009	2010	2011	2012	2013	2014	2016	2018	2021	2023	TOTAL
Yes	1	-	-	-	76.8	-	-	-	-	-	-	-	-	5.5
No	2	-	-	-	22.7	-	-	-	-	-	-	-	-	1.6
DK/NA	-8	-	-	-	0.4	-	-	-	-	-	-	-	-	0.0
IAP	-1	100.0	100.0	100.0	0.0	100.0	100.0	100.0	100.0	100.0	100.0	100.0	100.0	92.9
N		7276	1508	1599	1576	1535	1396	1294	1370	1051	1031	1205	1230	22071

\* SHOW CARD

\*\*\* Keyword: Korean-Chinese, Neighbor

**Table 1204 Accepting Korean-Chinese people as close friends of R**

[Questionnaire] How do you feel about having members of the people from the following countries or regions? Can you accept the people who are from each of the following countries or regions?... Korean-Chinese... Close friends of mine

[VAR] FRNDKCN

RESPONSE	PUNCH	03-07	2008	2009	2010	2011	2012	2013	2014	2016	2018	2021	2023	TOTAL
Yes	1	-	-	-	69.0	-	-	-	-	-	-	-	-	4.9
No	2	-	-	-	30.6	-	-	-	-	-	-	-	-	2.2
DK/NA	-8	-	-	-	0.4	-	-	-	-	-	-	-	-	0.0
IAP	-1	100.0	100.0	100.0	0.0	100.0	100.0	100.0	100.0	100.0	100.0	100.0	100.0	92.9
N		7276	1508	1599	1576	1535	1396	1294	1370	1051	1031	1205	1230	22071

\* SHOW CARD

\*\*\* Keyword: Korean-Chinese, Friends

**Table 1205 Accepting Korean-Chinese people as spouse of R's child(ren)**

[Questionnaire] How do you feel about having members of the people from the following countries or regions? Can you accept the people who are from each of the following countries or regions?... Korean-Chinese... Spouse of my child(ren)

[VAR] SONLWKCNC

RESPONSE	PUNCH	03-07	2008	2009	2010	2011	2012	2013	2014	2016	2018	2021	2023	TOTAL
Yes	1	-	-	-	34.4	-	-	-	-	-	-	-	-	2.5
No	2	-	-	-	65.1	-	-	-	-	-	-	-	-	4.6
DK/NA	-8	-	-	-	0.5	-	-	-	-	-	-	-	-	0.0
IAP	-1	100.0	100.0	100.0	0.0	100.0	100.0	100.0	100.0	100.0	100.0	100.0	100.0	92.9
N		7276	1508	1599	1576	1535	1396	1294	1370	1051	1031	1205	1230	22071

\* SHOW CARD

\*\*\* Keyword: Korean-Chinese, Children

**Table 1206 Accepting Korean-Chinese people as spouse of R**

[Questionnaire] How do you feel about having members of the people from the following countries or regions? Can you accept the people who are from each of the following countries or regions?... Korean-Chinese... Spouse of my own

[VAR] SPOUZKCN

RESPONSE	PUNCH	03-07	2008	2009	2010	2011	2012	2013	2014	2016	2018	2021	2023	TOTAL
Yes	1	-	-	-	32.5	-	-	-	-	-	-	-	-	2.3
No	2	-	-	-	67.0	-	-	-	-	-	-	-	-	4.8
DK/NA	-8	-	-	-	0.5	-	-	-	-	-	-	-	-	0.0
IAP	-1	100.0	100.0	100.0	0.0	100.0	100.0	100.0	100.0	100.0	100.0	100.0	100.0	92.9
N		7276	1508	1599	1576	1535	1396	1294	1370	1051	1031	1205	1230	22071

\* SHOW CARD

\*\*\* Keyword: Korean-Chinese

**Table 1207 Accepting Chinese people as visitors to R's country**

[Questionnaire] How do you feel about having members of the people from the following countries or regions? Can you accept the people who are from each of the following countries or regions?... Chinese... Visitors to my country

[VAR] VISITCN

RESPONSE	PUNCH	03-07	2008	2009	2010	2011	2012	2013	2014	2016	2018	2021	2023	TOTAL
Yes	1	-	-	-	83.9	-	-	-	-	-	-	-	-	6.0
No	2	-	-	-	15.7	-	-	-	-	-	-	-	-	1.1
DK/NA	-8	-	-	-	0.4	-	-	-	-	-	-	-	-	0.0
IAP	-1	100.0	100.0	100.0	0.0	100.0	100.0	100.0	100.0	100.0	100.0	100.0	100.0	92.9
N		7276	1508	1599	1576	1535	1396	1294	1370	1051	1031	1205	1230	22071

\* SHOW CARD



**Table 1208 Accepting Chinese people as citizens of R's country**

[Questionnaire] How do you feel about having members of the people from the following countries or regions? Can you accept the people who are from each of the following countries or regions?... Chinese... Citizens of my country

[VAR] CITZNCN

RESPONSE	PUNCH	03-07	2008	2009	2010	2011	2012	2013	2014	2016	2018	2021	2023	TOTAL
Yes	1	-	-	-	53.1	-	-	-	-	-	-	-	-	3.8
No	2	-	-	-	46.5	-	-	-	-	-	-	-	-	3.3
DK/NA	-8	-	-	-	0.4	-	-	-	-	-	-	-	-	0.0
IAP	-1	100.0	100.0	100.0	0.0	100.0	100.0	100.0	100.0	100.0	100.0	100.0	100.0	92.9
N		7276	1508	1599	1576	1535	1396	1294	1370	1051	1031	1205	1230	22071

\* SHOW CARD

**Table 1209 Accepting Chinese people as workers in R's workplace**

[Questionnaire] How do you feel about having members of the people from the following countries or regions? Can you accept the people who are from each of the following countries or regions?... Chinese... Workers in my workplace

[VAR] COLLGCN

RESPONSE	PUNCH	03-07	2008	2009	2010	2011	2012	2013	2014	2016	2018	2021	2023	TOTAL
Yes	1	-	-	-	70.6	-	-	-	-	-	-	-	-	5.0
No	2	-	-	-	29.0	-	-	-	-	-	-	-	-	2.1
DK/NA	-8	-	-	-	0.4	-	-	-	-	-	-	-	-	0.0
IAP	-1	100.0	100.0	100.0	0.0	100.0	100.0	100.0	100.0	100.0	100.0	100.0	100.0	92.9
N		7276	1508	1599	1576	1535	1396	1294	1370	1051	1031	1205	1230	22071

\* SHOW CARD

\*\*\* Keyword: Workplace, Colleagues

**Table 1210 Accepting Chinese people as close neighbors to R's place**

[Questionnaire] How do you feel about having members of the people from the following countries or regions? Can you accept the people who are from each of the following countries or regions?... Chinese... Close neighbors in my place

[VAR] NEIGHCN

RESPONSE	PUNCH	03-07	2008	2009	2010	2011	2012	2013	2014	2016	2018	2021	2023	TOTAL
Yes	1	-	-	-	70.4	-	-	-	-	-	-	-	-	5.0
No	2	-	-	-	29.1	-	-	-	-	-	-	-	-	2.1
DK/NA	-8	-	-	-	0.4	-	-	-	-	-	-	-	-	0.0
IAP	-1	100.0	100.0	100.0	0.0	100.0	100.0	100.0	100.0	100.0	100.0	100.0	100.0	92.9
N		7276	1508	1599	1576	1535	1396	1294	1370	1051	1031	1205	1230	22071

\* SHOW CARD

\*\*\* Keyword: Neighbor

**Table 1211 Accepting Chinese people as close friends of R**

[Questionnaire] How do you feel about having members of the people from the following countries or regions? Can you accept the people who are from each of the following countries or regions?... Chinese... Close friends of mine

[VAR] FRNDCN

RESPONSE	PUNCH	03-07	2008	2009	2010	2011	2012	2013	2014	2016	2018	2021	2023	TOTAL
Yes	1	-	-	-	63.4	-	-	-	-	-	-	-	-	4.5
No	2	-	-	-	36.2	-	-	-	-	-	-	-	-	2.6
DK/NA	-8	-	-	-	0.4	-	-	-	-	-	-	-	-	0.0
IAP	-1	100.0	100.0	100.0	0.0	100.0	100.0	100.0	100.0	100.0	100.0	100.0	100.0	92.9
N		7276	1508	1599	1576	1535	1396	1294	1370	1051	1031	1205	1230	22071

\* SHOW CARD

\*\*\* Keyword: Friends

**Table 1212 Accepting Chinese people as spouse of R's child(ren)**

[Questionnaire] How do you feel about having members of the people from the following countries or regions? Can you accept the people who are from each of the following countries or regions?... Chinese... Spouse of my child(ren)

[VAR] SONLWCN

RESPONSE	PUNCH	03-07	2008	2009	2010	2011	2012	2013	2014	2016	2018	2021	2023	TOTAL
Yes	1	-	-	-	28.9	-	-	-	-	-	-	-	-	2.1
No	2	-	-	-	70.6	-	-	-	-	-	-	-	-	5.0
DK/NA	-8	-	-	-	0.4	-	-	-	-	-	-	-	-	0.0
IAP	-1	100.0	100.0	100.0	0.0	100.0	100.0	100.0	100.0	100.0	100.0	100.0	100.0	92.9
N		7276	1508	1599	1576	1535	1396	1294	1370	1051	1031	1205	1230	22071

\* SHOW CARD

\*\*\* Keyword: Children

**Table 1213 Accepting Chinese people as spouse of R**

[Questionnaire] How do you feel about having members of the people from the following countries or regions? Can you accept the people who are from each of the following countries or regions?... Chinese... Spouse of my own

[VAR] SPOUZN

RESPONSE	PUNCH	03-07	2008	2009	2010	2011	2012	2013	2014	2016	2018	2021	2023	TOTAL
Yes	1	-	-	-	26.3	-	-	-	-	-	-	-	-	1.9
No	2	-	-	-	73.2	-	-	-	-	-	-	-	-	5.2
DK/NA	-8	-	-	-	0.5	-	-	-	-	-	-	-	-	0.0
IAP	-1	100.0	100.0	100.0	0.0	100.0	100.0	100.0	100.0	100.0	100.0	100.0	100.0	92.9
N		7276	1508	1599	1576	1535	1396	1294	1370	1051	1031	1205	1230	22071

\* SHOW CARD



**Table 1214 Accepting Japanese people as visitors to R's country**

[Questionnaire] How do you feel about having members of the people from the following countries or regions? Can you accept the people who are from each of the following countries or regions?... Japanese... Visitors to my country

[VAR] VISITJPN

RESPONSE	PUNCH	03-07	2008	2009	2010	2011	2012	2013	2014	2016	2018	2021	2023	TOTAL
Yes	1	-	-	-	86.7	-	-	-	-	-	-	-	-	6.2
No	2	-	-	-	12.9	-	-	-	-	-	-	-	-	0.9
DK/NA	-8	-	-	-	0.4	-	-	-	-	-	-	-	-	0.0
IAP	-1	100.0	100.0	100.0	0.0	100.0	100.0	100.0	100.0	100.0	100.0	100.0	100.0	92.9
N		7276	1508	1599	1576	1535	1396	1294	1370	1051	1031	1205	1230	22071

\* SHOW CARD

\*\*\* Keyword: Japanese

**Table 1215 Accepting Japanese people as citizens of R's country**

[Questionnaire] How do you feel about having members of the people from the following countries or regions? Can you accept the people who are from each of the following countries or regions?... Japanese... Citizens of my country

[VAR] CITZNJPN

RESPONSE	PUNCH	03-07	2008	2009	2010	2011	2012	2013	2014	2016	2018	2021	2023	TOTAL
Yes	1	-	-	-	52.7	-	-	-	-	-	-	-	-	3.8
No	2	-	-	-	46.9	-	-	-	-	-	-	-	-	3.3
DK/NA	-8	-	-	-	0.4	-	-	-	-	-	-	-	-	0.0
IAP	-1	100.0	100.0	100.0	0.0	100.0	100.0	100.0	100.0	100.0	100.0	100.0	100.0	92.9
N		7276	1508	1599	1576	1535	1396	1294	1370	1051	1031	1205	1230	22071

\* SHOW CARD

\*\*\* Keyword: Japanese

**Table 1216 Accepting Japanese people as workers in R's workplace**

[Questionnaire] How do you feel about having members of the people from the following countries or regions? Can you accept the people who are from each of the following countries or regions?... Japanese... Workers in my workplace

[VAR] COLLGJPN

RESPONSE	PUNCH	03-07	2008	2009	2010	2011	2012	2013	2014	2016	2018	2021	2023	TOTAL
Yes	1	-	-	-	74.6	-	-	-	-	-	-	-	-	5.3
No	2	-	-	-	24.8	-	-	-	-	-	-	-	-	1.8
DK/NA	-8	-	-	-	0.6	-	-	-	-	-	-	-	-	0.0
IAP	-1	100.0	100.0	100.0	0.0	100.0	100.0	100.0	100.0	100.0	100.0	100.0	100.0	92.9
N		7276	1508	1599	1576	1535	1396	1294	1370	1051	1031	1205	1230	22071

\* SHOW CARD

\*\*\* Keyword: Japanese, Workplace, Colleagues

**Table 1217 Accepting Japanese people as close neighbors to R's place**

[Questionnaire] How do you feel about having members of the people from the following countries or regions? Can you accept the people who are from each of the following countries or regions?... Japanese... Close neighbors in my place

[VAR] NEIGHJPN

RESPONSE	PUNCH	03-07	2008	2009	2010	2011	2012	2013	2014	2016	2018	2021	2023	TOTAL
Yes	1	-	-	-	73.9	-	-	-	-	-	-	-	-	5.3
No	2	-	-	-	25.5	-	-	-	-	-	-	-	-	1.8
DK/NA	-8	-	-	-	0.6	-	-	-	-	-	-	-	-	0.0
IAP	-1	100.0	100.0	100.0	0.0	100.0	100.0	100.0	100.0	100.0	100.0	100.0	100.0	92.9
N		7276	1508	1599	1576	1535	1396	1294	1370	1051	1031	1205	1230	22071

\* SHOW CARD

\*\*\* Keyword: Japanese, Neighbor

**Table 1218 Accepting Japanese people as close friends of R**

[Questionnaire] How do you feel about having members of the people from the following countries or regions? Can you accept the people who are from each of the following countries or regions?... Japanese... Close friends of mine

[VAR] FRNDJPN

RESPONSE	PUNCH	03-07	2008	2009	2010	2011	2012	2013	2014	2016	2018	2021	2023	TOTAL
Yes	1	-	-	-	69.5	-	-	-	-	-	-	-	-	5.0
No	2	-	-	-	30.0	-	-	-	-	-	-	-	-	2.1
DK/NA	-8	-	-	-	0.5	-	-	-	-	-	-	-	-	0.0
IAP	-1	100.0	100.0	100.0	0.0	100.0	100.0	100.0	100.0	100.0	100.0	100.0	100.0	92.9
N		7276	1508	1599	1576	1535	1396	1294	1370	1051	1031	1205	1230	22071

\* SHOW CARD

\*\*\* Keyword: Japanese, Friends

**Table 1219 Accepting Japanese people as spouse of R's child(ren)**

[Questionnaire] How do you feel about having members of the people from the following countries or regions? Can you accept the people who are from each of the following countries or regions?... Japanese... Spouse of my child(ren)

[VAR] SONLWJPN

RESPONSE	PUNCH	03-07	2008	2009	2010	2011	2012	2013	2014	2016	2018	2021	2023	TOTAL
Yes	1	-	-	-	35.8	-	-	-	-	-	-	-	-	2.6
No	2	-	-	-	63.5	-	-	-	-	-	-	-	-	4.5
DK/NA	-8	-	-	-	0.6	-	-	-	-	-	-	-	-	0.0
IAP	-1	100.0	100.0	100.0	0.0	100.0	100.0	100.0	100.0	100.0	100.0	100.0	100.0	92.9
N		7276	1508	1599	1576	1535	1396	1294	1370	1051	1031	1205	1230	22071

\* SHOW CARD

\*\*\* Keyword: Japanese, Children



**Table 1220 Accepting Japanese people as spouse of R**

[Questionnaire] How do you feel about having members of the people from the following countries or regions? Can you accept the people who are from each of the following countries or regions?... Japanese... Spouse of my own

[VAR] SPOUZJPN

RESPONSE	PUNCH	03-07	2008	2009	2010	2011	2012	2013	2014	2016	2018	2021	2023	TOTAL
Yes	1	-	-	-	32.4	-	-	-	-	-	-	-	-	2.3
No	2	-	-	-	67.1	-	-	-	-	-	-	-	-	4.8
DK/NA	-8	-	-	-	0.5	-	-	-	-	-	-	-	-	0.0
IAP	-1	100.0	100.0	100.0	0.0	100.0	100.0	100.0	100.0	100.0	100.0	100.0	100.0	92.9
N		7276	1508	1599	1576	1535	1396	1294	1370	1051	1031	1205	1230	22071

\* SHOW CARD

\*\*\* Keyword: Japanese

**Table 1221 Accepting East-Asians as visitors to R's country**

[Questionnaire] How do you feel about having members of the people from the following countries or regions? Can you accept the people who are from each of the following countries or regions?... East-asian... Visitors to my country

[VAR] VISITEA

RESPONSE	PUNCH	03-07	2008	2009	2010	2011	2012	2013	2014	2016	2018	2021	2023	TOTAL
Yes	1	-	-	-	88.0	-	-	-	-	-	-	-	-	6.3
No	2	-	-	-	11.5	-	-	-	-	-	-	-	-	0.8
DK/NA	-8	-	-	-	0.5	-	-	-	-	-	-	-	-	0.0
IAP	-1	100.0	100.0	100.0	0.0	100.0	100.0	100.0	100.0	100.0	100.0	100.0	100.0	92.9
N		7276	1508	1599	1576	1535	1396	1294	1370	1051	1031	1205	1230	22071

\* SHOW CARD

\*\*\* Keyword: East-Asian

**Table 1222 Accepting East-Asians as citizens of R's country**

[Questionnaire] How do you feel about having members of the people from the following countries or regions? Can you accept the people who are from each of the following countries or regions?... East-asian... Citizens of my country

[VAR] CITZNEA

RESPONSE	PUNCH	03-07	2008	2009	2010	2011	2012	2013	2014	2016	2018	2021	2023	TOTAL
Yes	1	-	-	-	56.7	-	-	-	-	-	-	-	-	4.1
No	2	-	-	-	42.9	-	-	-	-	-	-	-	-	3.1
DK/NA	-8	-	-	-	0.4	-	-	-	-	-	-	-	-	0.0
IAP	-1	100.0	100.0	100.0	0.0	100.0	100.0	100.0	100.0	100.0	100.0	100.0	100.0	92.9
N		7276	1508	1599	1576	1535	1396	1294	1370	1051	1031	1205	1230	22071

\* SHOW CARD

\*\*\* Keyword: East-Asian

**Table 1223 Accepting East-Asians as workers in R's workplace**

[Questionnaire] How do you feel about having members of the people from the following countries or regions? Can you accept the people who are from each of the following countries or regions?... East-asian... Workers in my workplace

[VAR] COLLGEA

RESPONSE	PUNCH	03-07	2008	2009	2010	2011	2012	2013	2014	2016	2018	2021	2023	TOTAL
Yes	1	-	-	-	73.2	-	-	-	-	-	-	-	-	5.2
No	2	-	-	-	26.3	-	-	-	-	-	-	-	-	1.9
DK/NA	-8	-	-	-	0.5	-	-	-	-	-	-	-	-	0.0
IAP	-1	100.0	100.0	100.0	0.0	100.0	100.0	100.0	100.0	100.0	100.0	100.0	100.0	92.9
N		7276	1508	1599	1576	1535	1396	1294	1370	1051	1031	1205	1230	22071

\* SHOW CARD

\*\*\* Keyword: East-Asian, Workplace, Colleagues

**Table 1224 Accepting East-Asians as close neighbors to R's place**

[Questionnaire] How do you feel about having members of the people from the following countries or regions? Can you accept the people who are from each of the following countries or regions?... East-asian... Close neighbors in my place

[VAR] NEIGHGA

RESPONSE	PUNCH	03-07	2008	2009	2010	2011	2012	2013	2014	2016	2018	2021	2023	TOTAL
Yes	1	-	-	-	73.1	-	-	-	-	-	-	-	-	5.2
No	2	-	-	-	26.3	-	-	-	-	-	-	-	-	1.9
DK/NA	-8	-	-	-	0.6	-	-	-	-	-	-	-	-	0.0
IAP	-1	100.0	100.0	100.0	0.0	100.0	100.0	100.0	100.0	100.0	100.0	100.0	100.0	92.9
N		7276	1508	1599	1576	1535	1396	1294	1370	1051	1031	1205	1230	22071

\* SHOW CARD

\*\*\* Keyword: East-Asian, Neighbor

**Table 1225 Accepting East-Asians as close friends of R**

[Questionnaire] How do you feel about having members of the people from the following countries or regions? Can you accept the people who are from each of the following countries or regions?... East-asian... Close friends of mine

[VAR] FRNDEA

RESPONSE	PUNCH	03-07	2008	2009	2010	2011	2012	2013	2014	2016	2018	2021	2023	TOTAL
Yes	1	-	-	-	66.9	-	-	-	-	-	-	-	-	4.8
No	2	-	-	-	32.5	-	-	-	-	-	-	-	-	2.3
DK/NA	-8	-	-	-	0.6	-	-	-	-	-	-	-	-	0.0
IAP	-1	100.0	100.0	100.0	0.0	100.0	100.0	100.0	100.0	100.0	100.0	100.0	100.0	92.9
N		7276	1508	1599	1576	1535	1396	1294	1370	1051	1031	1205	1230	22071

\* SHOW CARD

\*\*\* Keyword: East-Asian, Friends



**Table 1226 Accepting East-Asians as spouse of R's child(ren)**

[Questionnaire] How do you feel about having members of the people from the following countries or regions? Can you accept the people who are from each of the following countries or regions?... East-asian... Spouse of my child(ren)

[VAR] SONLWEA

RESPONSE	PUNCH	03-07	2008	2009	2010	2011	2012	2013	2014	2016	2018	2021	2023	TOTAL
Yes	1	-	-	-	28.2	-	-	-	-	-	-	-	-	2.0
No	2	-	-	-	71.3	-	-	-	-	-	-	-	-	5.1
DK/NA	-8	-	-	-	0.5	-	-	-	-	-	-	-	-	0.0
IAP	-1	100.0	100.0	100.0	0.0	100.0	100.0	100.0	100.0	100.0	100.0	100.0	100.0	92.9
N		7276	1508	1599	1576	1535	1396	1294	1370	1051	1031	1205	1230	22071

\* SHOW CARD

\*\*\* Keyword: East-Asian, Children

**Table 1227 Accepting East-Asians as spouse of R**

[Questionnaire] How do you feel about having members of the people from the following countries or regions? Can you accept the people who are from each of the following countries or regions?... East-asian... Spouse of my own

[VAR] SPOUZE

RESPONSE	PUNCH	03-07	2008	2009	2010	2011	2012	2013	2014	2016	2018	2021	2023	TOTAL
Yes	1	-	-	-	25.4	-	-	-	-	-	-	-	-	1.8
No	2	-	-	-	74.0	-	-	-	-	-	-	-	-	5.3
DK/NA	-8	-	-	-	0.5	-	-	-	-	-	-	-	-	0.0
IAP	-1	100.0	100.0	100.0	0.0	100.0	100.0	100.0	100.0	100.0	100.0	100.0	100.0	92.9
N		7276	1508	1599	1576	1535	1396	1294	1370	1051	1031	1205	1230	22071

\* SHOW CARD

\*\*\* Keyword: East-Asian

**Table 1228 Accepting Americans as visitors to R's country**

[Questionnaire] How do you feel about having members of the people from the following countries or regions? Can you accept the people who are from each of the following countries or regions?... merican... Visitors to my country

[VAR] VISITAM

RESPONSE	PUNCH	03-07	2008	2009	2010	2011	2012	2013	2014	2016	2018	2021	2023	TOTAL
Yes	1	-	-	-	92.8	-	-	-	-	-	-	-	-	6.6
No	2	-	-	-	6.8	-	-	-	-	-	-	-	-	0.5
DK/NA	-8	-	-	-	0.4	-	-	-	-	-	-	-	-	0.0
IAP	-1	100.0	100.0	100.0	0.0	100.0	100.0	100.0	100.0	100.0	100.0	100.0	100.0	92.9
N		7276	1508	1599	1576	1535	1396	1294	1370	1051	1031	1205	1230	22071

\* SHOW CARD

\*\*\* Keyword: American

**Table 1229 Accepting Americans as citizens of R's country**

[Questionnaire] How do you feel about having members of the people from the following countries or regions? Can you accept the people who are from each of the following countries or regions?... American... Citizens of my country

[VAR] CITZNAM

RESPONSE	PUNCH	03-07	2008	2009	2010	2011	2012	2013	2014	2016	2018	2021	2023	TOTAL
Yes	1	-	-	-	64.2	-	-	-	-	-	-	-	-	4.6
No	2	-	-	-	35.4	-	-	-	-	-	-	-	-	2.5
DK/NA	-8	-	-	-	0.4	-	-	-	-	-	-	-	-	0.0
IAP	-1	100.0	100.0	100.0	0.0	100.0	100.0	100.0	100.0	100.0	100.0	100.0	100.0	92.9
N		7276	1508	1599	1576	1535	1396	1294	1370	1051	1031	1205	1230	22071

\* SHOW CARD

\*\*\* Keyword: American

**Table 1230 Accepting Americans as workers in R's workplace**

[Questionnaire] How do you feel about having members of the people from the following countries or regions? Can you accept the people who are from each of the following countries or regions?... American... Workers in my workplace

[VAR] COLLGAM

RESPONSE	PUNCH	03-07	2008	2009	2010	2011	2012	2013	2014	2016	2018	2021	2023	TOTAL
Yes	1	-	-	-	81.9	-	-	-	-	-	-	-	-	5.8
No	2	-	-	-	17.6	-	-	-	-	-	-	-	-	1.3
DK/NA	-8	-	-	-	0.5	-	-	-	-	-	-	-	-	0.0
IAP	-1	100.0	100.0	100.0	0.0	100.0	100.0	100.0	100.0	100.0	100.0	100.0	100.0	92.9
N		7276	1508	1599	1576	1535	1396	1294	1370	1051	1031	1205	1230	22071

\* SHOW CARD

\*\*\* Keyword: American, Workplace, Colleagues

**Table 1231 Accepting Americans as close neighbors to R's place**

[Questionnaire] How do you feel about having members of the people from the following countries or regions? Can you accept the people who are from each of the following countries or regions?... American... Close neighbors in my place

[VAR] NEIGHAM

RESPONSE	PUNCH	03-07	2008	2009	2010	2011	2012	2013	2014	2016	2018	2021	2023	TOTAL
Yes	1	-	-	-	81.1	-	-	-	-	-	-	-	-	5.8
No	2	-	-	-	18.3	-	-	-	-	-	-	-	-	1.3
DK/NA	-8	-	-	-	0.6	-	-	-	-	-	-	-	-	0.0
IAP	-1	100.0	100.0	100.0	0.0	100.0	100.0	100.0	100.0	100.0	100.0	100.0	100.0	92.9
N		7276	1508	1599	1576	1535	1396	1294	1370	1051	1031	1205	1230	22071

\* SHOW CARD

\*\*\* Keyword: American, Neighbor



**Table 1232 Accepting Americans as close friends of R**

[Questionnaire] How do you feel about having members of the people from the following countries or regions? Can you accept the people who are from each of the following countries or regions?... American... Close friends of mine

[VAR] FRNDAM

RESPONSE	PUNCH	03-07	2008	2009	2010	2011	2012	2013	2014	2016	2018	2021	2023	TOTAL
Yes	1	-	-	-	76.5	-	-	-	-	-	-	-	-	5.5
No	2	-	-	-	23.0	-	-	-	-	-	-	-	-	1.6
DK/NA	-8	-	-	-	0.5	-	-	-	-	-	-	-	-	0.0
IAP	-1	100.0	100.0	100.0	0.0	100.0	100.0	100.0	100.0	100.0	100.0	100.0	100.0	92.9
N		7276	1508	1599	1576	1535	1396	1294	1370	1051	1031	1205	1230	22071

\* SHOW CARD

\*\*\* Keyword: American, Friends

**Table 1233 Accepting Americans as spouse of R's child(ren)**

[Questionnaire] How do you feel about having members of the people from the following countries or regions? Can you accept the people who are from each of the following countries or regions?... American... Spouse of my child(ren)

[VAR] SONLWAM

RESPONSE	PUNCH	03-07	2008	2009	2010	2011	2012	2013	2014	2016	2018	2021	2023	TOTAL
Yes	1	-	-	-	41.0	-	-	-	-	-	-	-	-	2.9
No	2	-	-	-	58.5	-	-	-	-	-	-	-	-	4.2
DK/NA	-8	-	-	-	0.5	-	-	-	-	-	-	-	-	0.0
IAP	-1	100.0	100.0	100.0	0.0	100.0	100.0	100.0	100.0	100.0	100.0	100.0	100.0	92.9
N		7276	1508	1599	1576	1535	1396	1294	1370	1051	1031	1205	1230	22071

\* SHOW CARD

\*\*\* Keyword: American, Children

**Table 1234 Accepting Americans as spouse of R**

[Questionnaire] How do you feel about having members of the people from the following countries or regions? Can you accept the people who are from each of the following countries or regions?... American... Spouse of my own

[VAR] SPOUZAM

RESPONSE	PUNCH	03-07	2008	2009	2010	2011	2012	2013	2014	2016	2018	2021	2023	TOTAL
Yes	1	-	-	-	35.1	-	-	-	-	-	-	-	-	2.5
No	2	-	-	-	64.4	-	-	-	-	-	-	-	-	4.6
DK/NA	-8	-	-	-	0.5	-	-	-	-	-	-	-	-	0.0
IAP	-1	100.0	100.0	100.0	0.0	100.0	100.0	100.0	100.0	100.0	100.0	100.0	100.0	92.9
N		7276	1508	1599	1576	1535	1396	1294	1370	1051	1031	1205	1230	22071

\* SHOW CARD

\*\*\* Keyword: American

**Table 1235 Accepting Europeans as visitors to R's country**

[Questionnaire] How do you feel about having members of the people from the following countries or regions? Can you accept the people who are from each of the following countries or regions?... European... Visitors to my country

[VAR] VISITEU

RESPONSE	PUNCH	03-07	2008	2009	2010	2011	2012	2013	2014	2016	2018	2021	2023	TOTAL
Yes	1	-	-	-	91.6	-	-	-	-	-	-	-	-	6.5
No	2	-	-	-	8.0	-	-	-	-	-	-	-	-	0.6
DK/NA	-8	-	-	-	0.4	-	-	-	-	-	-	-	-	0.0
IAP	-1	100.0	100.0	100.0	0.0	100.0	100.0	100.0	100.0	100.0	100.0	100.0	100.0	92.9
N		7276	1508	1599	1576	1535	1396	1294	1370	1051	1031	1205	1230	22071

\* SHOW CARD

\*\*\* Keyword: European

**Table 1236 Accepting Europeans as citizens of R's country**

[Questionnaire] How do you feel about having members of the people from the following countries or regions? Can you accept the people who are from each of the following countries or regions?... European... Citizens of my country

[VAR] CITZNEU

RESPONSE	PUNCH	03-07	2008	2009	2010	2011	2012	2013	2014	2016	2018	2021	2023	TOTAL
Yes	1	-	-	-	61.9	-	-	-	-	-	-	-	-	4.4
No	2	-	-	-	37.7	-	-	-	-	-	-	-	-	2.7
DK/NA	-8	-	-	-	0.4	-	-	-	-	-	-	-	-	0.0
IAP	-1	100.0	100.0	100.0	0.0	100.0	100.0	100.0	100.0	100.0	100.0	100.0	100.0	92.9
N		7276	1508	1599	1576	1535	1396	1294	1370	1051	1031	1205	1230	22071

\* SHOW CARD

\*\*\* Keyword: European

**Table 1237 Accepting Europeans as workers in R's workplace**

[Questionnaire] How do you feel about having members of the people from the following countries or regions? Can you accept the people who are from each of the following countries or regions?... European... Workers in my workplace

[VAR] COLLGEU

RESPONSE	PUNCH	03-07	2008	2009	2010	2011	2012	2013	2014	2016	2018	2021	2023	TOTAL
Yes	1	-	-	-	79.9	-	-	-	-	-	-	-	-	5.7
No	2	-	-	-	19.5	-	-	-	-	-	-	-	-	1.4
DK/NA	-8	-	-	-	0.6	-	-	-	-	-	-	-	-	0.0
IAP	-1	100.0	100.0	100.0	0.0	100.0	100.0	100.0	100.0	100.0	100.0	100.0	100.0	92.9
N		7276	1508	1599	1576	1535	1396	1294	1370	1051	1031	1205	1230	22071

\* SHOW CARD

\*\*\* Keyword: European, Workplace, Colleagues



**Table 1238 Accepting Europeans as close neighbors to R's place**

[Questionnaire] How do you feel about having members of the people from the following countries or regions? Can you accept the people who are from each of the following countries or regions?... European... Close neighbors in my place

[VAR] NEIGHUEU

RESPONSE	PUNCH	03-07	2008	2009	2010	2011	2012	2013	2014	2016	2018	2021	2023	TOTAL
Yes	1	-	-	-	78.6	-	-	-	-	-	-	-	-	5.6
No	2	-	-	-	20.8	-	-	-	-	-	-	-	-	1.5
DK/NA	-8	-	-	-	0.6	-	-	-	-	-	-	-	-	0.0
IAP	-1	100.0	100.0	100.0	0.0	100.0	100.0	100.0	100.0	100.0	100.0	100.0	100.0	92.9
N		7276	1508	1599	1576	1535	1396	1294	1370	1051	1031	1205	1230	22071

\* SHOW CARD

\*\*\* Keyword: European, Neighbor

**Table 1239 Accepting Europeans as close friends of R**

[Questionnaire] How do you feel about having members of the people from the following countries or regions? Can you accept the people who are from each of the following countries or regions?... European... Close friends of mine

[VAR] FRNDEU

RESPONSE	PUNCH	03-07	2008	2009	2010	2011	2012	2013	2014	2016	2018	2021	2023	TOTAL
Yes	1	-	-	-	74.6	-	-	-	-	-	-	-	-	5.3
No	2	-	-	-	24.9	-	-	-	-	-	-	-	-	1.8
DK/NA	-8	-	-	-	0.5	-	-	-	-	-	-	-	-	0.0
IAP	-1	100.0	100.0	100.0	0.0	100.0	100.0	100.0	100.0	100.0	100.0	100.0	100.0	92.9
N		7276	1508	1599	1576	1535	1396	1294	1370	1051	1031	1205	1230	22071

\* SHOW CARD

\*\*\* Keyword: European, Friends

**Table 1240 Accepting Europeans as spouse of R's child(ren)**

[Questionnaire] How do you feel about having members of the people from the following countries or regions? Can you accept the people who are from each of the following countries or regions?... European... Spouse of my child(ren)

[VAR] SONLWEU

RESPONSE	PUNCH	03-07	2008	2009	2010	2011	2012	2013	2014	2016	2018	2021	2023	TOTAL
Yes	1	-	-	-	38.2	-	-	-	-	-	-	-	-	2.7
No	2	-	-	-	61.3	-	-	-	-	-	-	-	-	4.4
DK/NA	-8	-	-	-	0.5	-	-	-	-	-	-	-	-	0.0
IAP	-1	100.0	100.0	100.0	0.0	100.0	100.0	100.0	100.0	100.0	100.0	100.0	100.0	92.9
N		7276	1508	1599	1576	1535	1396	1294	1370	1051	1031	1205	1230	22071

\* SHOW CARD

\*\*\* Keyword: European, Children

**Table 1241 Accepting Europeans as spouse of R**

[Questionnaire] How do you feel about having members of the people from the following countries or regions? Can you accept the people who are from each of the following countries or regions?... European... Spouse of my own

[VAR] SPOUZEU

RESPONSE	PUNCH	03-07	2008	2009	2010	2011	2012	2013	2014	2016	2018	2021	2023	TOTAL
Yes	1	-	-	-	34.6	-	-	-	-	-	-	-	-	2.5
No	2	-	-	-	64.8	-	-	-	-	-	-	-	-	4.6
DK/NA	-8	-	-	-	0.6	-	-	-	-	-	-	-	-	0.0
IAP	-1	100.0	100.0	100.0	0.0	100.0	100.0	100.0	100.0	100.0	100.0	100.0	100.0	92.9
N		7276	1508	1599	1576	1535	1396	1294	1370	1051	1031	1205	1230	22071

\* SHOW CARD

\*\*\* Keyword: European

**Table 1242 Opinion on immigrants abandoning their culture or keeping their culture to adapt to the Korean society**

[Questionnaire] Where would you rate yourself on this scale?

[VAR] IMMIGWAY

RESPONSE	PUNCH	03-07	2008	2009	2010	2011	2012	2013	2014	2016	2018	2021	2023	TOTAL
Immigrants should abandon their culture and custom and adopt Korean culture and custom	1	-	-	-	-	-	-	-	-	8.7	-	-	-	0.4
2	2	-	-	-	-	-	-	-	-	3.2	-	-	-	0.2
3	3	-	-	-	-	-	-	-	-	9.2	-	-	-	0.4
4	4	-	-	-	-	-	-	-	-	4.8	-	-	-	0.2
5	5	-	-	-	-	-	-	-	-	13.8	-	-	-	0.7
6	6	-	-	-	-	-	-	-	-	8.0	-	-	-	0.4
7	7	-	-	-	-	-	-	-	-	15.8	-	-	-	0.8
8	8	-	-	-	-	-	-	-	-	14.8	-	-	-	0.7
9	9	-	-	-	-	-	-	-	-	7.7	-	-	-	0.4
Immigrants would be better off if they adapt to Korean culture while keeping their own culture and custom	10	-	-	-	-	-	-	-	-	13.0	-	-	-	0.6
DK/NA	-8	-	-	-	-	-	-	-	-	0.9	-	-	-	0.0
IAP	-1	100.0	100.0	100.0	100.0	100.0	100.0	100.0	100.0	0.0	100.0	100.0	100.0	95.2
N		7276	1508	1599	1576	1535	1396	1294	1370	1051	1031	1205	1230	22071

\* SHOW CARD

\*\*\* Keyword: Immigrant



**Table 1243 Awareness level on the current human rights situation in Korea**

[Questionnaire] How well do you know the situation of human rights in Korea now?

[VAR] HRCURR

RESPONSE	PUNCH	03-07	2008	2009	2010	2011	2012	2013	2014	2016	2018	2021	2023	TOTAL
Knows very well	1	-	-	-	-	3.4	-	-	-	-	-	-	-	0.2
Knows a little bit	2	-	-	-	-	34.5	-	-	-	-	-	-	-	2.4
Do not know very well	3	-	-	-	-	50.6	-	-	-	-	-	-	-	3.5
Do not know at all	4	-	-	-	-	11.5	-	-	-	-	-	-	-	0.8
DK/NA	-8	-	-	-	-	0.1	-	-	-	-	-	-	-	0.0
IAP	-1	100.0	100.0	100.0	100.0	0.0	100.0	100.0	100.0	100.0	100.0	100.0	100.0	93.0
N		7276	1508	1599	1576	1535	1396	1294	1370	1051	1031	1205	1230	22071

\*\*\* Keyword: Human Rights

**Table 1244 Awareness level on the protection of basic human rights being stipulated under the Constitution**

[Questionnaire] How well do you know that protection of basic human rights is stipulated under the Constitution?

[VAR] HRLAW

RESPONSE	PUNCH	03-07	2008	2009	2010	2011	2012	2013	2014	2016	2018	2021	2023	TOTAL
Knows very well	1	-	-	-	-	9.2	-	-	-	-	-	-	-	0.6
Knows a little bit	2	-	-	-	-	40.7	-	-	-	-	-	-	-	2.8
Do not know very well	3	-	-	-	-	38.3	-	-	-	-	-	-	-	2.7
Do not know at all	4	-	-	-	-	11.7	-	-	-	-	-	-	-	0.8
DK/NA	-8	-	-	-	-	0.1	-	-	-	-	-	-	-	0.0
IAP	-1	100.0	100.0	100.0	100.0	0.0	100.0	100.0	100.0	100.0	100.0	100.0	100.0	93.0
N		7276	1508	1599	1576	1535	1396	1294	1370	1051	1031	1205	1230	22071

\*\*\* Keyword: Human Rights

**Table 1245 Awareness level on the current human rights situation in other countries**

[Questionnaire] How well do you know the situation of human rights in other countries?

[VAR] HRINTL

RESPONSE	PUNCH	03-07	2008	2009	2010	2011	2012	2013	2014	2016	2018	2021	2023	TOTAL
Knows very well	1	-	-	-	-	1.6	-	-	-	-	-	-	-	0.1
Knows a little bit	2	-	-	-	-	24.4	-	-	-	-	-	-	-	1.7
Do not know very well	3	-	-	-	-	53.9	-	-	-	-	-	-	-	3.8
Do not know at all	4	-	-	-	-	20.0	-	-	-	-	-	-	-	1.4
DK/NA	-8	-	-	-	-	0.0	-	-	-	-	-	-	-	0.0
IAP	-1	100.0	100.0	100.0	100.0	0.0	100.0	100.0	100.0	100.0	100.0	100.0	100.0	93.0
N		7276	1508	1599	1576	1535	1396	1294	1370	1051	1031	1205	1230	22071

\*\*\* Keyword: Human Rights

**Table 1246 Extent of the protection/restriction of human rights in Korea**

[Questionnaire] To what extent do you think human rights are preserved or restricted in Korea?

[VAR] HRRESPEC

RESPONSE	PUNCH	03-07	2008	2009	2010	2011	2012	2013	2014	2016	2018	2021	2023	TOTAL
Preserved very well	1	-	-	-	-	1.6	-	-	-	-	6.8	-	-	0.4
Preserved a little bit	2	-	-	-	-	20.9	-	-	-	-	33.0	-	-	3.0
Neither, Nor	3	-	-	-	-	34.9	-	-	-	-	37.3	-	-	4.2
Restricted a little bit	4	-	-	-	-	31.0	-	-	-	-	18.9	-	-	3.0
Restricted a lot	5	-	-	-	-	3.3	-	-	-	-	2.8	-	-	0.4
DK/NA	-8	-	-	-	-	8.3	-	-	-	-	1.2	-	-	0.6
IAP	-1	100.0	100.0	100.0	100.0	0.0	100.0	100.0	100.0	100.0	0.0	100.0	100.0	88.4
N		7276	1508	1599	1576	1535	1396	1294	1370	1051	1031	1205	1230	22071

\*\*\* Keyword: Human Rights

**Table 1247 Extent of the protection/restriction of human rights for workers/laborers**

[Questionnaire] Please indicate the extent to which you think human rights or freedom are preserved or restricted for each of the following groups of people below... Workers/Laborers

[VAR] RIGHT01

RESPONSE	PUNCH	03-07	2008	2009	2010	2011	2012	2013	2014	2016	2018	2021	2023	TOTAL
Preserved very well	1	-	-	-	-	2.8	-	-	-	-	-	-	-	0.2
Preserved a little bit	2	-	-	-	-	18.8	-	-	-	-	-	-	-	1.3
Neither, Nor	3	-	-	-	-	35.8	-	-	-	-	-	-	-	2.5
Restricted a little bit	4	-	-	-	-	37.8	-	-	-	-	-	-	-	2.6
Restricted a lot	5	-	-	-	-	4.6	-	-	-	-	-	-	-	0.3
DK/NA	-8	-	-	-	-	0.3	-	-	-	-	-	-	-	0.0
IAP	-1	100.0	100.0	100.0	100.0	0.0	100.0	100.0	100.0	100.0	100.0	100.0	100.0	93.0
N		7276	1508	1599	1576	1535	1396	1294	1370	1051	1031	1205	1230	22071

\* SHOW CARD

**Table 1248 Extent of the protection/restriction of human rights for female**

[Questionnaire] Please indicate the extent to which you think human rights or freedom are preserved or restricted for each of the following groups of people below... Female

[VAR] RIGHT02

RESPONSE	PUNCH	03-07	2008	2009	2010	2011	2012	2013	2014	2016	2018	2021	2023	TOTAL
Preserved very well	1	-	-	-	-	5.3	-	-	-	-	-	-	-	0.4
Preserved a little bit	2	-	-	-	-	24.5	-	-	-	-	-	-	-	1.7
Neither, Nor	3	-	-	-	-	32.0	-	-	-	-	-	-	-	2.2
Restricted a little bit	4	-	-	-	-	33.6	-	-	-	-	-	-	-	2.3
Restricted a lot	5	-	-	-	-	4.4	-	-	-	-	-	-	-	0.3
DK/NA	-8	-	-	-	-	0.2	-	-	-	-	-	-	-	0.0
IAP	-1	100.0	100.0	100.0	100.0	0.0	100.0	100.0	100.0	100.0	100.0	100.0	100.0	93.0
N		7276	1508	1599	1576	1535	1396	1294	1370	1051	1031	1205	1230	22071

\* SHOW CARD

\*\*\* Keyword: Female



**Table 1249 Extent of the protection/restriction of human rights for the handicapped**

[Questionnaire] Please indicate the extent to which you think human rights or freedom are preserved or restricted for each of the following groups of people below... Handicapped

[VAR] RIGHT03

RESPONSE	PUNCH	03-07	2008	2009	2010	2011	2012	2013	2014	2016	2018	2021	2023	TOTAL
Preserved very well	1	-	-	-	-	2.5	-	-	-	-	-	-	-	0.2
Preserved a little bit	2	-	-	-	-	15.0	-	-	-	-	-	-	-	1.0
Neither, Nor	3	-	-	-	-	18.3	-	-	-	-	-	-	-	1.3
Restricted a little bit	4	-	-	-	-	39.7	-	-	-	-	-	-	-	2.8
Restricted a lot	5	-	-	-	-	24.3	-	-	-	-	-	-	-	1.7
DK/NA	-8	-	-	-	-	0.2	-	-	-	-	-	-	-	0.0
IAP	-1	100.0	100.0	100.0	100.0	0.0	100.0	100.0	100.0	100.0	100.0	100.0	100.0	93.0
N		7276	1508	1599	1576	1535	1396	1294	1370	1051	1031	1205	1230	22071

\* SHOW CARD

\*\*\* Keyword: Handicapped

**Table 1250 Extent of the protection/restriction of human rights for children/adolescents**

[Questionnaire] Please indicate the extent to which you think human rights or freedom are preserved or restricted for each of the following groups of people below... Children/Adolescents

[VAR] RIGHT04

RESPONSE	PUNCH	03-07	2008	2009	2010	2011	2012	2013	2014	2016	2018	2021	2023	TOTAL
Preserved very well	1	-	-	-	-	4.4	-	-	-	-	-	-	-	0.3
Preserved a little bit	2	-	-	-	-	23.5	-	-	-	-	-	-	-	1.6
Neither, Nor	3	-	-	-	-	36.2	-	-	-	-	-	-	-	2.5
Restricted a little bit	4	-	-	-	-	30.4	-	-	-	-	-	-	-	2.1
Restricted a lot	5	-	-	-	-	5.4	-	-	-	-	-	-	-	0.4
DK/NA	-8	-	-	-	-	0.2	-	-	-	-	-	-	-	0.0
IAP	-1	100.0	100.0	100.0	100.0	0.0	100.0	100.0	100.0	100.0	100.0	100.0	100.0	93.0
N		7276	1508	1599	1576	1535	1396	1294	1370	1051	1031	1205	1230	22071

\* SHOW CARD

**Table 1251 Extent of the protection/restriction of human rights for the elderly**

[Questionnaire] Please indicate the extent to which you think human rights or freedom are preserved or restricted for each of the following groups of people below... Elderly

[VAR] RIGHT05

RESPONSE	PUNCH	03-07	2008	2009	2010	2011	2012	2013	2014	2016	2018	2021	2023	TOTAL
Preserved very well	1	-	-	-	-	4.5	-	-	-	-	-	-	-	0.3
Preserved a little bit	2	-	-	-	-	20.5	-	-	-	-	-	-	-	1.4
Neither, Nor	3	-	-	-	-	28.7	-	-	-	-	-	-	-	2.0
Restricted a little bit	4	-	-	-	-	36.4	-	-	-	-	-	-	-	2.5
Restricted a lot	5	-	-	-	-	9.6	-	-	-	-	-	-	-	0.7
DK/NA	-8	-	-	-	-	0.2	-	-	-	-	-	-	-	0.0
IAP	-1	100.0	100.0	100.0	100.0	0.0	100.0	100.0	100.0	100.0	100.0	100.0	100.0	93.0
N		7276	1508	1599	1576	1535	1396	1294	1370	1051	1031	1205	1230	22071

\* SHOW CARD

\*\*\* Keyword: The Old

**Table 1252 Extent of the protection/restriction of human rights for migrant workers in Korea**

[Questionnaire] Please indicate the extent to which you think human rights or freedom are preserved or restricted for each of the following groups of people below... Migrant workers to Korea

[VAR] RIGHT06

RESPONSE	PUNCH	03-07	2008	2009	2010	2011	2012	2013	2014	2016	2018	2021	2023	TOTAL
Preserved very well	1	-	-	-	-	0.5	-	-	-	-	-	-	-	0.0
Preserved a little bit	2	-	-	-	-	6.4	-	-	-	-	-	-	-	0.4
Neither, Nor	3	-	-	-	-	17.5	-	-	-	-	-	-	-	1.2
Restricted a little bit	4	-	-	-	-	43.1	-	-	-	-	-	-	-	3.0
Restricted a lot	5	-	-	-	-	32.2	-	-	-	-	-	-	-	2.2
DK/NA	-8	-	-	-	-	0.3	-	-	-	-	-	-	-	0.0
IAP	-1	100.0	100.0	100.0	100.0	0.0	100.0	100.0	100.0	100.0	100.0	100.0	100.0	93.0
N		7276	1508	1599	1576	1535	1396	1294	1370	1051	1031	1205	1230	22071

\* SHOW CARD

**Table 1253 Extent of the protection/restriction of human rights for foreign brides in Korea**

[Questionnaire] Please indicate the extent to which you think human rights or freedom are preserved or restricted for each of the following groups of people below... Foreign bride migrants to Korea

[VAR] RIGHT07

RESPONSE	PUNCH	03-07	2008	2009	2010	2011	2012	2013	2014	2016	2018	2021	2023	TOTAL
Preserved very well	1	-	-	-	-	1.0	-	-	-	-	-	-	-	0.1
Preserved a little bit	2	-	-	-	-	7.8	-	-	-	-	-	-	-	0.5
Neither, Nor	3	-	-	-	-	24.5	-	-	-	-	-	-	-	1.7
Restricted a little bit	4	-	-	-	-	45.0	-	-	-	-	-	-	-	3.1
Restricted a lot	5	-	-	-	-	21.2	-	-	-	-	-	-	-	1.5
DK/NA	-8	-	-	-	-	0.5	-	-	-	-	-	-	-	0.0
IAP	-1	100.0	100.0	100.0	100.0	0.0	100.0	100.0	100.0	100.0	100.0	100.0	100.0	93.0
N		7276	1508	1599	1576	1535	1396	1294	1370	1051	1031	1205	1230	22071

\* SHOW CARD

\*\*\* Keyword: Female



**Table 1254 Extent of the protection/restriction of human rights for North Korean defectors**

[Questionnaire] Please indicate the extent to which you think human rights or freedom are preserved or restricted for each of the following groups of people below... North Korean defectors

[VAR] RIGHT08

RESPONSE	PUNCH	03-07	2008	2009	2010	2011	2012	2013	2014	2016	2018	2021	2023	TOTAL
Preserved very well	1	-	-	-	-	1.0	-	-	-	-	-	-	-	0.1
Preserved a little bit	2	-	-	-	-	8.1	-	-	-	-	-	-	-	0.6
Neither, Nor	3	-	-	-	-	24.6	-	-	-	-	-	-	-	1.7
Restricted a little bit	4	-	-	-	-	44.7	-	-	-	-	-	-	-	3.1
Restricted a lot	5	-	-	-	-	21.2	-	-	-	-	-	-	-	1.5
DK/NA	-8	-	-	-	-	0.5	-	-	-	-	-	-	-	0.0
IAP	-1	100.0	100.0	100.0	100.0	0.0	100.0	100.0	100.0	100.0	100.0	100.0	100.0	93.0
N		7276	1508	1599	1576	1535	1396	1294	1370	1051	1031	1205	1230	22071

\* SHOW CARD

\*\*\* Keyword: North Korea

**Table 1255 Extent of the protection/restriction of human rights for sexual minorities**

[Questionnaire] Please indicate the extent to which you think human rights or freedom are preserved or restricted for each of the following groups of people below... Sexual minorities

[VAR] RIGHT09

RESPONSE	PUNCH	03-07	2008	2009	2010	2011	2012	2013	2014	2016	2018	2021	2023	TOTAL
Preserved very well	1	-	-	-	-	0.6	-	-	-	-	-	-	-	0.0
Preserved a little bit	2	-	-	-	-	2.8	-	-	-	-	-	-	-	0.2
Neither, Nor	3	-	-	-	-	19.8	-	-	-	-	-	-	-	1.4
Restricted a little bit	4	-	-	-	-	37.0	-	-	-	-	-	-	-	2.6
Restricted a lot	5	-	-	-	-	39.2	-	-	-	-	-	-	-	2.7
DK/NA	-8	-	-	-	-	0.6	-	-	-	-	-	-	-	0.0
IAP	-1	100.0	100.0	100.0	100.0	0.0	100.0	100.0	100.0	100.0	100.0	100.0	100.0	93.0
N		7276	1508	1599	1576	1535	1396	1294	1370	1051	1031	1205	1230	22071

\* SHOW CARD

\*\*\* Keyword: Minorities

**Table 1256 Extent of the protection/restriction of human rights for prison inmates**

[Questionnaire] Please indicate the extent to which you think human rights or freedom are preserved or restricted for each of the following groups of people below... Prison inmates

[VAR] RIGHT10

RESPONSE	PUNCH	03-07	2008	2009	2010	2011	2012	2013	2014	2016	2018	2021	2023	TOTAL
Preserved very well	1	-	-	-	-	0.7	-	-	-	-	-	-	-	0.0
Preserved a little bit	2	-	-	-	-	3.9	-	-	-	-	-	-	-	0.3
Neither, Nor	3	-	-	-	-	16.5	-	-	-	-	-	-	-	1.1
Restricted a little bit	4	-	-	-	-	33.2	-	-	-	-	-	-	-	2.3
Restricted a lot	5	-	-	-	-	45.3	-	-	-	-	-	-	-	3.2
DK/NA	-8	-	-	-	-	0.4	-	-	-	-	-	-	-	0.0
IAP	-1	100.0	100.0	100.0	100.0	0.0	100.0	100.0	100.0	100.0	100.0	100.0	100.0	93.0
N		7276	1508	1599	1576	1535	1396	1294	1370	1051	1031	1205	1230	22071

\* SHOW CARD

**Table 1257 Extent of the protection/restriction of freedom of press**

[Questionnaire] Please indicate the extent to which you think human rights or freedom are preserved or restricted for each of the following groups of people below... Press and freedom to express

[VAR] RIGHT11

RESPONSE	PUNCH	03-07	2008	2009	2010	2011	2012	2013	2014	2016	2018	2021	2023	TOTAL
Preserved very well	1	-	-	-	-	3.3	-	-	-	-	-	-	-	0.2
Preserved a little bit	2	-	-	-	-	21.5	-	-	-	-	-	-	-	1.5
Neither, Nor	3	-	-	-	-	41.3	-	-	-	-	-	-	-	2.9
Restricted a little bit	4	-	-	-	-	28.3	-	-	-	-	-	-	-	2.0
Restricted a lot	5	-	-	-	-	5.3	-	-	-	-	-	-	-	0.4
DK/NA	-8	-	-	-	-	0.3	-	-	-	-	-	-	-	0.0
IAP	-1	100.0	100.0	100.0	100.0	0.0	100.0	100.0	100.0	100.0	100.0	100.0	100.0	93.0
N		7276	1508	1599	1576	1535	1396	1294	1370	1051	1031	1205	1230	22071

\* SHOW CARD

**Table 1258 Extent of the protection/restriction of freedom of gathering and association**

[Questionnaire] Please indicate the extent to which you think human rights or freedom are preserved or restricted for each of the following groups of people below... Freedom of gathering and association

[VAR] RIGHT12

RESPONSE	PUNCH	03-07	2008	2009	2010	2011	2012	2013	2014	2016	2018	2021	2023	TOTAL
Preserved very well	1	-	-	-	-	2.5	-	-	-	-	-	-	-	0.2
Preserved a little bit	2	-	-	-	-	19.2	-	-	-	-	-	-	-	1.3
Neither, Nor	3	-	-	-	-	38.6	-	-	-	-	-	-	-	2.7
Restricted a little bit	4	-	-	-	-	31.4	-	-	-	-	-	-	-	2.2
Restricted a lot	5	-	-	-	-	8.0	-	-	-	-	-	-	-	0.6
DK/NA	-8	-	-	-	-	0.3	-	-	-	-	-	-	-	0.0
IAP	-1	100.0	100.0	100.0	100.0	0.0	100.0	100.0	100.0	100.0	100.0	100.0	100.0	93.0
N		7276	1508	1599	1576	1535	1396	1294	1370	1051	1031	1205	1230	22071

\* SHOW CARD



**Table 1259 Extent of the protection/restriction of welfare rights**

[Questionnaire] Please indicate the extent to which you think human rights or freedom are preserved or restricted for each of the following groups of people below... Welfare rights

[VAR] RIGHT13

RESPONSE	PUNCH	03-07	2008	2009	2010	2011	2012	2013	2014	2016	2018	2021	2023	TOTAL
Preserved very well	1	-	-	-	-	2.5	-	-	-	-	-	-	-	0.2
Preserved a little bit	2	-	-	-	-	21.8	-	-	-	-	-	-	-	1.5
Neither, Nor	3	-	-	-	-	49.8	-	-	-	-	-	-	-	3.5
Restricted a little bit	4	-	-	-	-	21.8	-	-	-	-	-	-	-	1.5
Restricted a lot	5	-	-	-	-	3.5	-	-	-	-	-	-	-	0.2
DK/NA	-8	-	-	-	-	0.5	-	-	-	-	-	-	-	0.0
IAP	-1	100.0	100.0	100.0	100.0	0.0	100.0	100.0	100.0	100.0	100.0	100.0	100.0	93.0
N		7276	1508	1599	1576	1535	1396	1294	1370	1051	1031	1205	1230	22071

\* SHOW CARD

**Table 1260 Extent of the protection/restriction of right for health**

[Questionnaire] Please indicate the extent to which you think human rights or freedom are preserved or restricted for each of the following groups of people below... Right for health

[VAR] RIGHT14

RESPONSE	PUNCH	03-07	2008	2009	2010	2011	2012	2013	2014	2016	2018	2021	2023	TOTAL
Preserved very well	1	-	-	-	-	8.1	-	-	-	-	-	-	-	0.6
Preserved a little bit	2	-	-	-	-	38.5	-	-	-	-	-	-	-	2.7
Neither, Nor	3	-	-	-	-	42.0	-	-	-	-	-	-	-	2.9
Restricted a little bit	4	-	-	-	-	10.1	-	-	-	-	-	-	-	0.7
Restricted a lot	5	-	-	-	-	1.0	-	-	-	-	-	-	-	0.1
DK/NA	-8	-	-	-	-	0.3	-	-	-	-	-	-	-	0.0
IAP	-1	100.0	100.0	100.0	100.0	0.0	100.0	100.0	100.0	100.0	100.0	100.0	100.0	93.0
N		7276	1508	1599	1576	1535	1396	1294	1370	1051	1031	1205	1230	22071

\* SHOW CARD

\*\*\* Keyword: Health

**Table 1261 Extent of the protection/restriction of right to be educated**

[Questionnaire] Please indicate the extent to which you think human rights or freedom are preserved or restricted for each of the following groups of people below... Right to take educations

[VAR] RIGHT15

RESPONSE	PUNCH	03-07	2008	2009	2010	2011	2012	2013	2014	2016	2018	2021	2023	TOTAL
Preserved very well	1	-	-	-	-	13.6	-	-	-	-	-	-	-	0.9
Preserved a little bit	2	-	-	-	-	45.1	-	-	-	-	-	-	-	3.1
Neither, Nor	3	-	-	-	-	31.1	-	-	-	-	-	-	-	2.2
Restricted a little bit	4	-	-	-	-	8.1	-	-	-	-	-	-	-	0.6
Restricted a lot	5	-	-	-	-	1.8	-	-	-	-	-	-	-	0.1
DK/NA	-8	-	-	-	-	0.3	-	-	-	-	-	-	-	0.0
IAP	-1	100.0	100.0	100.0	100.0	0.0	100.0	100.0	100.0	100.0	100.0	100.0	100.0	93.0
N		7276	1508	1599	1576	1535	1396	1294	1370	1051	1031	1205	1230	22071

\* SHOW CARD

**Table 1262 Ministry of Justice / Supreme Prosecutor's Office's effort to protect the human rights**

[Questionnaire] How would you evaluate the efforts of human right preservation done by each of the following public agencies?... Ministry of Justice / Supreme Prosecutor's Office

[VAR] HRPUB01

RESPONSE	PUNCH	03-07	2008	2009	2010	2011	2012	2013	2014	2016	2018	2021	2023	TOTAL
Very positively	1	-	-	-	-	2.5	-	-	-	-	-	-	-	0.2
Somewhat positively	2	-	-	-	-	18.4	-	-	-	-	-	-	-	1.3
Neither, Nor	3	-	-	-	-	44.0	-	-	-	-	-	-	-	3.1
Somewhat negatively	4	-	-	-	-	22.6	-	-	-	-	-	-	-	1.6
Very negatively	5	-	-	-	-	7.9	-	-	-	-	-	-	-	0.5
DK/NA	-8	-	-	-	-	4.6	-	-	-	-	-	-	-	0.3
IAP	-1	100.0	100.0	100.0	100.0	0.0	100.0	100.0	100.0	100.0	100.0	100.0	100.0	93.0
N		7276	1508	1599	1576	1535	1396	1294	1370	1051	1031	1205	1230	22071

\* SHOW CARD

\*\*\* Keyword: National Human Rights Commission

**Table 1263 National Human Rights Commission's effort to protect the human rights**

[Questionnaire] How would you evaluate the efforts of human right preservation done by each of the following public agencies?... National Human Rights Commission

[VAR] HRPUB02

RESPONSE	PUNCH	03-07	2008	2009	2010	2011	2012	2013	2014	2016	2018	2021	2023	TOTAL
Very positively	1	-	-	-	-	3.6	-	-	-	-	-	-	-	0.3
Somewhat positively	2	-	-	-	-	28.2	-	-	-	-	-	-	-	2.0
Neither, Nor	3	-	-	-	-	45.1	-	-	-	-	-	-	-	3.1
Somewhat negatively	4	-	-	-	-	13.5	-	-	-	-	-	-	-	0.9
Very negatively	5	-	-	-	-	4.3	-	-	-	-	-	-	-	0.3
DK/NA	-8	-	-	-	-	5.3	-	-	-	-	-	-	-	0.4
IAP	-1	100.0	100.0	100.0	100.0	0.0	100.0	100.0	100.0	100.0	100.0	100.0	100.0	93.0
N		7276	1508	1599	1576	1535	1396	1294	1370	1051	1031	1205	1230	22071

\* SHOW CARD

\*\*\* Keyword: National Human Rights Commission



**Table 1264 Police Office's effort to protect the human rights**

[Questionnaire] How would you evaluate the efforts of human right preservation done by each of the following public agencies?... Police Office

[VAR] HRPUB03

RESPONSE	PUNCH	03-07	2008	2009	2010	2011	2012	2013	2014	2016	2018	2021	2023	TOTAL
Very positively	1	-	-	-	-	2.1	-	-	-	-	5.6	-	-	0.4
Somewhat positively	2	-	-	-	-	19.7	-	-	-	-	33.2	-	-	2.9
Neither, Nor	3	-	-	-	-	42.1	-	-	-	-	42.5	-	-	4.9
Somewhat negatively	4	-	-	-	-	25.0	-	-	-	-	15.0	-	-	2.4
Very negatively	5	-	-	-	-	7.9	-	-	-	-	2.5	-	-	0.7
DK/NA	-8	-	-	-	-	3.1	-	-	-	-	1.1	-	-	0.3
IAP	-1	100.0	100.0	100.0	100.0	0.0	100.0	100.0	100.0	100.0	0.0	100.0	100.0	88.4
N		7276	1508	1599	1576	1535	1396	1294	1370	1051	1031	1205	1230	22071

\* SHOW CARD

\*\*\* Keyword: National Human Rights Commission

**Table 1265 Ministry of Security and Public Administration's effort to protect the human rights**

[Questionnaire] How would you evaluate the efforts of human right preservation done by each of the following public agencies?... Ministry of Security and Public

[VAR] HRPUB04

RESPONSE	PUNCH	03-07	2008	2009	2010	2011	2012	2013	2014	2016	2018	2021	2023	TOTAL
Very positively	1	-	-	-	-	1.4	-	-	-	-	-	-	-	0.1
Somewhat positively	2	-	-	-	-	16.9	-	-	-	-	-	-	-	1.2
Neither, Nor	3	-	-	-	-	53.5	-	-	-	-	-	-	-	3.7
Somewhat negatively	4	-	-	-	-	17.3	-	-	-	-	-	-	-	1.2
Very negatively	5	-	-	-	-	3.7	-	-	-	-	-	-	-	0.3
DK/NA	-8	-	-	-	-	7.2	-	-	-	-	-	-	-	0.5
IAP	-1	100.0	100.0	100.0	100.0	0.0	100.0	100.0	100.0	100.0	100.0	100.0	100.0	93.0
N		7276	1508	1599	1576	1535	1396	1294	1370	1051	1031	1205	1230	22071

\* SHOW CARD

\*\*\* Keyword: National Human Rights Commission

**Table 1266 Ministry of Health and Welfare's effort to protect the human rights**

[Questionnaire] How would you evaluate the efforts of human right preservation done by each of the following public agencies?... Ministry of Health and Welfare

[VAR] HRPUB05

RESPONSE	PUNCH	03-07	2008	2009	2010	2011	2012	2013	2014	2016	2018	2021	2023	TOTAL
Very positively	1	-	-	-	-	3.6	-	-	-	-	-	-	-	0.3
Somewhat positively	2	-	-	-	-	32.7	-	-	-	-	-	-	-	2.3
Neither, Nor	3	-	-	-	-	47.8	-	-	-	-	-	-	-	3.3
Somewhat negatively	4	-	-	-	-	9.9	-	-	-	-	-	-	-	0.7
Very negatively	5	-	-	-	-	2.1	-	-	-	-	-	-	-	0.1
DK/NA	-8	-	-	-	-	3.9	-	-	-	-	-	-	-	0.3
IAP	-1	100.0	100.0	100.0	100.0	0.0	100.0	100.0	100.0	100.0	100.0	100.0	100.0	93.0
N		7276	1508	1599	1576	1535	1396	1294	1370	1051	1031	1205	1230	22071

\* SHOW CARD

\*\*\* Keyword: National Human Rights Commission

**Table 1267 Ministry of Employment and Labor's effort to protect the human rights**

[Questionnaire] How would you evaluate the efforts of human right preservation done by each of the following public agencies?... Ministry of Employment and Labor

[VAR] HRPUB06

RESPONSE	PUNCH	03-07	2008	2009	2010	2011	2012	2013	2014	2016	2018	2021	2023	TOTAL
Very positively	1	-	-	-	-	3.1	-	-	-	-	-	-	-	0.2
Somewhat positively	2	-	-	-	-	27.8	-	-	-	-	-	-	-	1.9
Neither, Nor	3	-	-	-	-	46.6	-	-	-	-	-	-	-	3.2
Somewhat negatively	4	-	-	-	-	14.8	-	-	-	-	-	-	-	1.0
Very negatively	5	-	-	-	-	3.0	-	-	-	-	-	-	-	0.2
DK/NA	-8	-	-	-	-	4.8	-	-	-	-	-	-	-	0.3
IAP	-1	100.0	100.0	100.0	100.0	0.0	100.0	100.0	100.0	100.0	100.0	100.0	100.0	93.0
N		7276	1508	1599	1576	1535	1396	1294	1370	1051	1031	1205	1230	22071

\* SHOW CARD

\*\*\* Keyword: National Human Rights Commission

**Table 1268 Ministry of Gender Equality and Family's effort to protect the human rights**

[Questionnaire] How would you evaluate the efforts of human right preservation done by each of the following public agencies?... Ministry of Gender Equality and Family

[VAR] HRPUB07

RESPONSE	PUNCH	03-07	2008	2009	2010	2011	2012	2013	2014	2016	2018	2021	2023	TOTAL
Very positively	1	-	-	-	-	4.2	-	-	-	-	-	-	-	0.3
Somewhat positively	2	-	-	-	-	31.1	-	-	-	-	-	-	-	2.2
Neither, Nor	3	-	-	-	-	45.1	-	-	-	-	-	-	-	3.1
Somewhat negatively	4	-	-	-	-	11.5	-	-	-	-	-	-	-	0.8
Very negatively	5	-	-	-	-	3.0	-	-	-	-	-	-	-	0.2
DK/NA	-8	-	-	-	-	5.1	-	-	-	-	-	-	-	0.4
IAP	-1	100.0	100.0	100.0	100.0	0.0	100.0	100.0	100.0	100.0	100.0	100.0	100.0	93.0
N		7276	1508	1599	1576	1535	1396	1294	1370	1051	1031	1205	1230	22071

\* SHOW CARD

\*\*\* Keyword: National Human Rights Commission



**Table 1269 Ministry of Education's effort to protect the human rights**

[Questionnaire] How would you evaluate the efforts of human right preservation done by each of the following public agencies?... Ministry of Education

[VAR] HRPUB08

RESPONSE	PUNCH	03-07	2008	2009	2010	2011	2012	2013	2014	2016	2018	2021	2023	TOTAL
Very positively	1	-	-	-	-	3.8	-	-	-	-	-	-	-	0.3
Somewhat positively	2	-	-	-	-	23.3	-	-	-	-	-	-	-	1.6
Neither, Nor	3	-	-	-	-	50.9	-	-	-	-	-	-	-	3.5
Somewhat negatively	4	-	-	-	-	12.7	-	-	-	-	-	-	-	0.9
Very negatively	5	-	-	-	-	2.2	-	-	-	-	-	-	-	0.2
DK/NA	-8	-	-	-	-	7.0	-	-	-	-	-	-	-	0.5
IAP	-1	100.0	100.0	100.0	100.0	0.0	100.0	100.0	100.0	100.0	100.0	100.0	100.0	93.0
N		7276	1508	1599	1576	1535	1396	1294	1370	1051	1031	1205	1230	22071

\* SHOW CARD

\*\*\* Keyword: National Human Rights Commission

**Table 1270 Ministry of National Defense / Army's effort to protect the human rights**

[Questionnaire] How would you evaluate the efforts of human right preservation done by each of the following public agencies?... Ministry of National Defence / Army

[VAR] HRPUB09

RESPONSE	PUNCH	03-07	2008	2009	2010	2011	2012	2013	2014	2016	2018	2021	2023	TOTAL
Very positively	1	-	-	-	-	5.5	-	-	-	-	-	-	-	0.4
Somewhat positively	2	-	-	-	-	19.1	-	-	-	-	-	-	-	1.3
Neither, Nor	3	-	-	-	-	36.5	-	-	-	-	-	-	-	2.5
Somewhat negatively	4	-	-	-	-	26.5	-	-	-	-	-	-	-	1.8
Very negatively	5	-	-	-	-	9.2	-	-	-	-	-	-	-	0.6
DK/NA	-8	-	-	-	-	3.3	-	-	-	-	-	-	-	0.2
IAP	-1	100.0	100.0	100.0	100.0	0.0	100.0	100.0	100.0	100.0	100.0	100.0	100.0	93.0
N		7276	1508	1599	1576	1535	1396	1294	1370	1051	1031	1205	1230	22071

\* SHOW CARD

\*\*\* Keyword: National Human Rights Commission, Military

**Table 1271 The Blue House's effort to protect the human rights**

[Questionnaire] How would you evaluate the efforts of human right preservation done by each of the following public agencies?... Blue House

[VAR] HRPUB10

RESPONSE	PUNCH	03-07	2008	2009	2010	2011	2012	2013	2014	2016	2018	2021	2023	TOTAL
Very positively	1	-	-	-	-	2.9	-	-	-	-	-	-	-	0.2
Somewhat positively	2	-	-	-	-	15.4	-	-	-	-	-	-	-	1.1
Neither, Nor	3	-	-	-	-	43.6	-	-	-	-	-	-	-	3.0
Somewhat negatively	4	-	-	-	-	21.5	-	-	-	-	-	-	-	1.5
Very negatively	5	-	-	-	-	10.9	-	-	-	-	-	-	-	0.8
DK/NA	-8	-	-	-	-	5.7	-	-	-	-	-	-	-	0.4
IAP	-1	100.0	100.0	100.0	100.0	0.0	100.0	100.0	100.0	100.0	100.0	100.0	100.0	93.0
N		7276	1508	1599	1576	1535	1396	1294	1370	1051	1031	1205	1230	22071

\* SHOW CARD

\*\*\* Keyword: National Human Rights Commission, The Blue House

**Table 1272 Court's effort to protect the human rights**

[Questionnaire] How would you evaluate the efforts of human right preservation done by each of the following public agencies?... Court

[VAR] HRPUB11

RESPONSE	PUNCH	03-07	2008	2009	2010	2011	2012	2013	2014	2016	2018	2021	2023	TOTAL
Very positively	1	-	-	-	-	3.9	-	-	-	-	-	-	-	0.3
Somewhat positively	2	-	-	-	-	21.3	-	-	-	-	-	-	-	1.5
Neither, Nor	3	-	-	-	-	46.5	-	-	-	-	-	-	-	3.2
Somewhat negatively	4	-	-	-	-	16.9	-	-	-	-	-	-	-	1.2
Very negatively	5	-	-	-	-	7.1	-	-	-	-	-	-	-	0.5
DK/NA	-8	-	-	-	-	4.4	-	-	-	-	-	-	-	0.3
IAP	-1	100.0	100.0	100.0	100.0	0.0	100.0	100.0	100.0	100.0	100.0	100.0	100.0	93.0
N		7276	1508	1599	1576	1535	1396	1294	1370	1051	1031	1205	1230	22071

\* SHOW CARD

\*\*\* Keyword: National Human Rights Commission, Court

**Table 1273 United Nations' effort to protect the human rights**

[Questionnaire] Then, how would you evaluate the efforts of human right protection done by each of the following international organizations?... United Nations

[VAR] HRINTL1

RESPONSE	PUNCH	03-07	2008	2009	2010	2011	2012	2013	2014	2016	2018	2021	2023	TOTAL
Very positively	1	-	-	-	-	12.9	-	-	-	-	7.0	-	-	1.2
Somewhat positively	2	-	-	-	-	44.5	-	-	-	-	39.6	-	-	4.9
Neither, Nor	3	-	-	-	-	29.1	-	-	-	-	43.5	-	-	4.1
Somewhat negatively	4	-	-	-	-	3.5	-	-	-	-	4.8	-	-	0.5
Very negatively	5	-	-	-	-	0.3	-	-	-	-	0.5	-	-	0.0
DK/NA	-8	-	-	-	-	9.8	-	-	-	-	4.6	-	-	0.9
IAP	-1	100.0	100.0	100.0	100.0	0.0	100.0	100.0	100.0	100.0	0.0	100.0	100.0	88.4
N		7276	1508	1599	1576	1535	1396	1294	1370	1051	1031	1205	1230	22071

\* SHOW CARD

\*\*\* Keyword: International Organizations, The UN, Human Rights Protection



**Table 1274 European Union's effort to protect the human rights**

[Questionnaire] Then, how would you evaluate the efforts of human right protection done by each of the following international organizations?... European Union

[VAR] HRINTL2

RESPONSE	PUNCH	03-07	2008	2009	2010	2011	2012	2013	2014	2016	2018	2021	2023	TOTAL
Very positively	1	-	-	-	-	4.9	-	-	-	-	-	-	-	0.3
Somewhat positively	2	-	-	-	-	32.2	-	-	-	-	-	-	-	2.2
Neither, Nor	3	-	-	-	-	43.0	-	-	-	-	-	-	-	3.0
Somewhat negatively	4	-	-	-	-	5.0	-	-	-	-	-	-	-	0.3
Very negatively	5	-	-	-	-	0.2	-	-	-	-	-	-	-	0.0
DK/NA	-8	-	-	-	-	14.7	-	-	-	-	-	-	-	1.0
IAP	-1	100.0	100.0	100.0	100.0	0.0	100.0	100.0	100.0	100.0	100.0	100.0	100.0	93.0
N		7276	1508	1599	1576	1535	1396	1294	1370	1051	1031	1205	1230	22071

\* SHOW CARD

\*\*\* Keyword: International Organizations, Human Rights Protection

**Table 1275 World Bank's effort to protect the human rights**

[Questionnaire] Then, how would you evaluate the efforts of human right protection done by each of the following international organizations?... World Bank

[VAR] HRINTL3

RESPONSE	PUNCH	03-07	2008	2009	2010	2011	2012	2013	2014	2016	2018	2021	2023	TOTAL
Very positively	1	-	-	-	-	3.2	-	-	-	-	-	-	-	0.2
Somewhat positively	2	-	-	-	-	18.6	-	-	-	-	-	-	-	1.3
Neither, Nor	3	-	-	-	-	49.4	-	-	-	-	-	-	-	3.4
Somewhat negatively	4	-	-	-	-	10.0	-	-	-	-	-	-	-	0.7
Very negatively	5	-	-	-	-	2.0	-	-	-	-	-	-	-	0.1
DK/NA	-8	-	-	-	-	16.7	-	-	-	-	-	-	-	1.2
IAP	-1	100.0	100.0	100.0	100.0	0.0	100.0	100.0	100.0	100.0	100.0	100.0	100.0	93.0
N		7276	1508	1599	1576	1535	1396	1294	1370	1051	1031	1205	1230	22071

\* SHOW CARD

\*\*\* Keyword: International Organizations, Human Rights Protection

**Table 1276 Amnesty International's effort to protect the human rights**

[Questionnaire] Then, how would you evaluate the efforts of human right protection done by each of the following international organizations?... Amnesty International

[VAR] HRINTL4

RESPONSE	PUNCH	03-07	2008	2009	2010	2011	2012	2013	2014	2016	2018	2021	2023	TOTAL
Very positively	1	-	-	-	-	5.3	-	-	-	-	-	-	-	0.4
Somewhat positively	2	-	-	-	-	21.8	-	-	-	-	-	-	-	1.5
Neither, Nor	3	-	-	-	-	46.3	-	-	-	-	-	-	-	3.2
Somewhat negatively	4	-	-	-	-	3.6	-	-	-	-	-	-	-	0.2
Very negatively	5	-	-	-	-	0.7	-	-	-	-	-	-	-	0.0
DK/NA	-8	-	-	-	-	22.4	-	-	-	-	-	-	-	1.6
IAP	-1	100.0	100.0	100.0	100.0	0.0	100.0	100.0	100.0	100.0	100.0	100.0	100.0	93.0
N		7276	1508	1599	1576	1535	1396	1294	1370	1051	1031	1205	1230	22071

\* SHOW CARD

\*\*\* Keyword: International Organizations, Human Rights Protection

**Table 1277 Willingness to sign a petition to promote human rights**

[Questionnaire] Have you ever participated or are you willing to participate in each of the following collective behaviors in order to promote human rights?... Signing a petition

[VAR] HRCIVL1

RESPONSE	PUNCH	03-07	2008	2009	2010	2011	2012	2013	2014	2016	2018	2021	2023	TOTAL
Participated	1	-	-	-	-	35.9	-	-	-	-	-	-	-	2.5
Willing to participate	2	-	-	-	-	43.2	-	-	-	-	-	-	-	3.0
Will never participate	3	-	-	-	-	20.6	-	-	-	-	-	-	-	1.4
DK/NA	-8	-	-	-	-	0.2	-	-	-	-	-	-	-	0.0
IAP	-1	100.0	100.0	100.0	100.0	0.0	100.0	100.0	100.0	100.0	100.0	100.0	100.0	93.0
N		7276	1508	1599	1576	1535	1396	1294	1370	1051	1031	1205	1230	22071

\* SHOW CARD

\*\*\* Keyword: Signature, Human Promoting Human Rights

**Table 1278 Willingness to participate in a street rally to promote human rights**

[Questionnaire] Have you ever participated or are you willing to participate in each of the following collective behaviors in order to promote human rights?... Street Rally

[VAR] HRCIVL2

RESPONSE	PUNCH	03-07	2008	2009	2010	2011	2012	2013	2014	2016	2018	2021	2023	TOTAL
Participated	1	-	-	-	-	7.9	-	-	-	-	-	-	-	0.6
Willing to participate	2	-	-	-	-	38.3	-	-	-	-	-	-	-	2.7
Will never participate	3	-	-	-	-	53.7	-	-	-	-	-	-	-	3.7
DK/NA	-8	-	-	-	-	0.1	-	-	-	-	-	-	-	0.0
IAP	-1	100.0	100.0	100.0	100.0	0.0	100.0	100.0	100.0	100.0	100.0	100.0	100.0	93.0
N		7276	1508	1599	1576	1535	1396	1294	1370	1051	1031	1205	1230	22071

\* SHOW CARD

\*\*\* Keyword: Human Promoting Human Rights



**Table 1279 Willingness to write on an Internet forum to promote human rights**

[Questionnaire] Have you ever participated or are you willing to participate in each of the following collective behaviors in order to promote human rights?... Writing in Internet forum

[VAR] HRCIVL3

RESPONSE	PUNCH	03-07	2008	2009	2010	2011	2012	2013	2014	2016	2018	2021	2023	TOTAL
Participated	1	-	-	-	-	9.3	-	-	-	-	-	-	-	0.6
Willing to participate	2	-	-	-	-	45.6	-	-	-	-	-	-	-	3.2
Will never participate	3	-	-	-	-	45.0	-	-	-	-	-	-	-	3.1
DK/NA	-8	-	-	-	-	0.1	-	-	-	-	-	-	-	0.0
IAP	-1	100.0	100.0	100.0	100.0	0.0	100.0	100.0	100.0	100.0	100.0	100.0	100.0	93.0
N		7276	1508	1599	1576	1535	1396	1294	1370	1051	1031	1205	1230	22071

\* SHOW CARD

\*\*\* Keyword: Human Promoting Human Rights, Internet

**Table 1280 Willingness to support non-governmental organizations to promote human rights**

[Questionnaire] Have you ever participated or are you willing to participate in each of the following collective behaviors in order to promote human rights?... Supporting non-governmental organizations

[VAR] HRCIVL4

RESPONSE	PUNCH	03-07	2008	2009	2010	2011	2012	2013	2014	2016	2018	2021	2023	TOTAL
Participated	1	-	-	-	-	6.6	-	-	-	-	-	-	-	0.5
Willing to participate	2	-	-	-	-	55.1	-	-	-	-	-	-	-	3.8
Will never participate	3	-	-	-	-	38.2	-	-	-	-	-	-	-	2.7
DK/NA	-8	-	-	-	-	0.1	-	-	-	-	-	-	-	0.0
IAP	-1	100.0	100.0	100.0	100.0	0.0	100.0	100.0	100.0	100.0	100.0	100.0	100.0	93.0
N		7276	1508	1599	1576	1535	1396	1294	1370	1051	1031	1205	1230	22071

\* SHOW CARD

\*\*\* Keyword: Citizen, Human Promoting Human Rights

**Table 1281 Experience of discrimination based on social class**

[Questionnaire] In the last year, have you or your family ever experienced each of the following discrimination or harrassment?... Discrimination against social position

[VAR] DISCRM1

RESPONSE	PUNCH	03-07	2008	2009	2010	2011	2012	2013	2014	2016	2018	2021	2023	TOTAL
Yes	1	-	-	-	-	11.5	-	-	-	-	13.6	-	-	1.4
No	2	-	-	-	-	88.5	-	-	-	-	84.8	-	-	10.1
DK/NA	-8	-	-	-	-	0.0	-	-	-	-	1.6	-	-	0.1
IAP	-1	100.0	100.0	100.0	100.0	0.0	100.0	100.0	100.0	100.0	0.0	100.0	100.0	88.4
N		7276	1508	1599	1576	1535	1396	1294	1370	1051	1031	1205	1230	22071

\*\*\* Keyword: Family Members, Social Position, Discrimination

**Table 1282 Experience of discrimination based on educational level**

[Questionnaire] In the last year, have you or your family ever experienced each of the following discrimination or harrassment?... Discrimination against educational level

[VAR] DISCRM2

RESPONSE	PUNCH	03-07	2008	2009	2010	2011	2012	2013	2014	2016	2018	2021	2023	TOTAL
Yes	1	-	-	-	-	12.6	-	-	-	-	9.3	-	-	1.3
No	2	-	-	-	-	87.4	-	-	-	-	89.6	-	-	10.3
DK/NA	-8	-	-	-	-	0.0	-	-	-	-	1.1	-	-	0.0
IAP	-1	100.0	100.0	100.0	100.0	0.0	100.0	100.0	100.0	100.0	0.0	100.0	100.0	88.4
N		7276	1508	1599	1576	1535	1396	1294	1370	1051	1031	1205	1230	22071

\*\*\* Keyword: Family Members, Educational Attainment, Discrimination

**Table 1283 Experience of gender discrimination**

[Questionnaire] In the last year, have you or your family ever experienced each of the following discrimination or harrassment?... Discrimination against gender

[VAR] DISCRM3

RESPONSE	PUNCH	03-07	2008	2009	2010	2011	2012	2013	2014	2016	2018	2021	2023	TOTAL
Yes	1	-	-	-	-	10.9	-	-	-	-	-	-	-	0.8
No	2	-	-	-	-	89.1	-	-	-	-	-	-	-	6.2
IAP	-1	100.0	100.0	100.0	100.0	0.0	100.0	100.0	100.0	100.0	100.0	100.0	100.0	93.0
N		7276	1508	1599	1576	1535	1396	1294	1370	1051	1031	1205	1230	22071

\*\*\* Keyword: Family Members, Discrimination

**Table 1284 Experience of age discrimination**

[Questionnaire] In the last year, have you or your family ever experienced each of the following discrimination or harrassment?... Discrimination against age

[VAR] DISCRM4

RESPONSE	PUNCH	03-07	2008	2009	2010	2011	2012	2013	2014	2016	2018	2021	2023	TOTAL
Yes	1	-	-	-	-	18.8	-	-	-	-	-	-	-	1.3
No	2	-	-	-	-	81.2	-	-	-	-	-	-	-	5.6
IAP	-1	100.0	100.0	100.0	100.0	0.0	100.0	100.0	100.0	100.0	100.0	100.0	100.0	93.0
N		7276	1508	1599	1576	1535	1396	1294	1370	1051	1031	1205	1230	22071

\*\*\* Keyword: Family Members, Discrimination



**Table 1285 Experience of discrimination based on religion**

[Questionnaire] In the last year, have you or your family ever experienced each of the following discrimination or harrassment?... Discrimination against religion

[VAR] DISCRM5

RESPONSE	PUNCH	03-06	2007	2008	2009	2010	2011	2012	2013	2014	2016	2018	2021	TOTAL
Yes	1	-	-	-	-	-	4.3	-	-	-	-	-	-	0.3
No	2	-	-	-	-	-	95.7	-	-	-	-	-	-	6.7
IAP	-1	100.0	100.0	100.0	100.0	100.0	0.0	100.0	100.0	100.0	100.0	100.0	100.0	93.0
N		7276	1508	1599	1576	1535	1396	1294	1370	1051	1031	1205	1230	22071

\*\*\* Keyword: Family Members, Religion, Discrimination

**Table 1286 Experience of discrimination based on place of origin or residence**

[Questionnaire] In the last year, have you or your family ever experienced each of the following discrimination or harrassment?... Discrimination against place of origin or residence

[VAR] DISCRM6

RESPONSE	PUNCH	03-07	2008	2009	2010	2011	2012	2013	2014	2016	2018	2021	2023	TOTAL
Yes	1	-	-	-	-	7.2	-	-	-	-	-	-	-	0.5
No	2	-	-	-	-	92.8	-	-	-	-	-	-	-	6.5
IAP	-1	100.0	100.0	100.0	100.0	0.0	100.0	100.0	100.0	100.0	100.0	100.0	100.0	93.0
N		7276	1508	1599	1576	1535	1396	1294	1370	1051	1031	1205	1230	22071

\*\*\* Keyword: Family Members, Discrimination

**Table 1287 Experience of discrimination based on looks**

[Questionnaire] In the last year, have you or your family ever experienced each of the following discrimination or harrassment?... Discrimination against physical appearance

[VAR] DISCRM7

RESPONSE	PUNCH	03-07	2008	2009	2010	2011	2012	2013	2014	2016	2018	2021	2023	TOTAL
Yes	1	-	-	-	-	6.1	-	-	-	-	-	-	-	0.4
No	2	-	-	-	-	93.9	-	-	-	-	-	-	-	6.5
IAP	-1	100.0	100.0	100.0	100.0	0.0	100.0	100.0	100.0	100.0	100.0	100.0	100.0	93.0
N		7276	1508	1599	1576	1535	1396	1294	1370	1051	1031	1205	1230	22071

\*\*\* Keyword: Family Members, Discrimination

**Table 1288 Experience of sexual harassment**

[Questionnaire] In the last year, have you or your family ever experienced each of the following discrimination or harrassment?... Sexual harassment

[VAR] DISCRM8

RESPONSE	PUNCH	03-07	2008	2009	2010	2011	2012	2013	2014	2016	2018	2021	2023	TOTAL
Yes	1	-	-	-	-	2.0	-	-	-	-	-	-	-	0.1
No	2	-	-	-	-	98.0	-	-	-	-	-	-	-	6.8
IAP	-1	100.0	100.0	100.0	100.0	0.0	100.0	100.0	100.0	100.0	100.0	100.0	100.0	93.0
N		7276	1508	1599	1576	1535	1396	1294	1370	1051	1031	1205	1230	22071

\*\*\* Keyword: Family Members, Discrimination

**Table 1289 Usual reaction to the discrimination or harassment**

[Questionnaire] (If YES for at least one item above) How did you usually react in that case?

[VAR] DISREACT

RESPONSE	PUNCH	03-07	2008	2009	2010	2011	2012	2013	2014	2016	2018	2021	2023	TOTAL
Brought up the matter or asked for rectification to the concerned agency	1	-	-	-	-	3.8	-	-	-	-	-	-	-	0.3
Asked for a legal advice to lawyers or law specialists	2	-	-	-	-	0.4	-	-	-	-	-	-	-	0.0
Asked for an advice or appealed to the National Human Rights Commission	3	-	-	-	-	0.3	-	-	-	-	-	-	-	0.0
Asked for a help to non-governmental organization	4	-	-	-	-	0.4	-	-	-	-	-	-	-	0.0
Did a direct action, such as writing in Internet forum	5	-	-	-	-	2.2	-	-	-	-	-	-	-	0.1
Did not do any reactions	6	-	-	-	-	23.1	-	-	-	-	-	-	-	1.6
OTHERS	77	-	-	-	-	0.5	-	-	-	-	-	-	-	0.0
IAP	-1	100.0	100.0	100.0	100.0	69.5	100.0	100.0	100.0	100.0	100.0	100.0	100.0	97.9
N		7276	1508	1599	1576	1535	1396	1294	1370	1051	1031	1205	1230	22071

**Table 1290 Any experience on receiving human rights related education**

[Questionnaire] Have you ever received any human rights education in schools or other social agencies previously?

[VAR] HREDUC

RESPONSE	PUNCH	03-07	2008	2009	2010	2011	2012	2013	2014	2016	2018	2021	2023	TOTAL
Yes	1	-	-	-	-	37.9	-	-	-	-	44.5	-	-	4.7
No	2	-	-	-	-	62.1	-	-	-	-	53.7	-	-	6.8
DK/NA	-8	-	-	-	-	0.0	-	-	-	-	1.8	-	-	0.1
IAP	-1	100.0	100.0	100.0	100.0	0.0	100.0	100.0	100.0	100.0	0.0	100.0	100.0	88.4
N		7276	1508	1599	1576	1535	1396	1294	1370	1051	1031	1205	1230	22071

\*\*\* Keyword: Human Rights, Human Rights Education



**Table 1291 Closeness to the term Cosmopolitan Citizen**

[Questionnaire] There is a term, 'Cosmopolitan Citizen.' How close do you feel you are to the Cosmopolitan Citizen?

[VAR] GROCVIL

RESPONSE	PUNCH	03-07	2008	2009	2010	2011	2012	2013	2014	2016	2018	2021	2023	TOTAL
Very close	1	-	-	-	-	2.8	-	-	-	-	3.3	-	-	0.3
Somewhat close	2	-	-	-	-	28.4	-	-	-	-	38.8	-	-	3.8
Not that close	3	-	-	-	-	50.1	-	-	-	-	43.8	-	-	5.5
Not close at all	4	-	-	-	-	18.5	-	-	-	-	8.0	-	-	1.7
DK/NA	-8	-	-	-	-	0.1	-	-	-	-	6.1	-	-	0.3
IAP	-1	100.0	100.0	100.0	100.0	0.0	100.0	100.0	100.0	100.0	0.0	100.0	100.0	88.4
N		7276	1508	1599	1576	1535	1396	1294	1370	1051	1031	1205	1230	22071

\*\*\* Keyword: Citizen

**Table 1292 Opinion on the current amount of ODA**

[Questionnaire] Korea is now providing 0.07-0.1 percent (0.6-0.9 trillion won, or 14,000-20,000 won per capita) of the gross annual national income for the ODA (overseas development assistance). What do you think about this amount?

[VAR] ODACURR

RESPONSE	PUNCH	03-07	2008	2009	2010	2011	2012	2013	2014	2016	2018	2021	2023	TOTAL
Too much	1	-	-	-	-	4.2	-	-	3.9	-	-	-	-	0.5
Somewhat much	2	-	-	-	-	17.6	-	-	16.0	-	-	-	-	2.2
About the right	3	-	-	-	-	44.6	-	-	57.7	-	-	-	-	6.7
Somewhat little	4	-	-	-	-	17.3	-	-	19.7	-	-	-	-	2.4
Too little	5	-	-	-	-	1.9	-	-	2.3	-	-	-	-	0.3
DK/NA	-8	-	-	-	-	14.5	-	-	0.4	-	-	-	-	1.0
IAP	-1	100.0	100.0	100.0	100.0	0.0	100.0	100.0	0.0	100.0	100.0	100.0	100.0	86.8
N		7276	1508	1599	1576	1535	1396	1294	1370	1051	1031	1205	1230	22071

\*\*\* Keyword: Overseas Development Assistance

**Table 1293 Opinion on the increase of the amount of ODA**

[Questionnaire] Korean government recently announced increasing the amount of ODA, in accordance with the international trend, up to 0.25 percent of the gross annual national income until 2015. What do you think about it?

[VAR] ODAINCR

RESPONSE	PUNCH	03-07	2008	2009	2010	2011	2012	2013	2014	2016	2018	2021	2023	TOTAL
Increase furthermore	1	-	-	-	-	10.4	-	-	9.6	-	-	-	-	1.3
The amount is appropriate	2	-	-	-	-	24.1	-	-	25.5	-	-	-	-	3.3
Maintain the current amount	3	-	-	-	-	46.6	-	-	47.2	-	-	-	-	6.2
Decrease the current amount	4	-	-	-	-	16.6	-	-	15.1	-	-	-	-	2.1
Do not provide any ODA at all	5	-	-	-	-	1.7	-	-	2.6	-	-	-	-	0.3
DK/NA	-8	-	-	-	-	0.7	-	-	0.0	-	-	-	-	0.0
IAP	-1	100.0	100.0	100.0	100.0	0.0	100.0	100.0	0.0	100.0	100.0	100.0	100.0	86.8
N		7276	1508	1599	1576	1535	1396	1294	1370	1051	1031	1205	1230	22071

\*\*\* Keyword: Government, Overseas Development Assistance

**Table 1294 Opinion on conscientious objection to military service**

[Questionnaire] Which of the following two opinions is closest to yours? Please select one of the opinions closest to yours... Conscientious objection to military service for individual beliefs or religious reasons... Considering the division of Korea and national security, it should not be allowed... If the service period is extended or intensive community service is required, it may be allowed.

[VAR] CONSCOBJ

RESPONSE	PUNCH	03-07	2008	2009	2010	2011	2012	2013	2014	2016	2018	2021	2023	TOTAL
(should not be allowed) Strongly agree	1	-	-	-	-	-	-	-	-	-	28.6	-	-	1.3
(should not be allowed) Somewhat agree	2	-	-	-	-	-	-	-	-	-	15.6	-	-	0.7
(may be allowed) Strongly agree	3	-	-	-	-	-	-	-	-	-	18.3	-	-	0.9
(may be allowed) Somewhat agree	4	-	-	-	-	-	-	-	-	-	17.7	-	-	0.8
DK/NA	-8	-	-	-	-	-	-	-	-	-	19.7	-	-	0.9
IAP	-1	-	100.0	100.0	100.0	100.0	100.0	100.0	100.0	100.0	0.0	100.0	100.0	95.3
N		100.0	1508	1599	1576	1535	1396	1294	1370	1051	1031	1205	100.0	22071

\* SHOW CARD

\*\*\* Keyword: Conscientious Objection To Military Service

**Table 1295 Agree or disagree: Same-sex couples should be allowed to marry legally or guaranteed the similar rights.**

[Questionnaire] How much do you agree or disagree with each of these statements?... Same-sex couples should be allowed to marry legally or guaranteed the similar rights.

[VAR] HOMOMAR

RESPONSE	PUNCH	03-07	2008	2009	2010	2011	2012	2013	2014	2016	2018	2021	2023	TOTAL
Strongly agree	1	-	-	-	-	-	-	-	-	8.8	-	-	-	0.4
Somewhat agree	2	-	-	-	-	-	-	-	-	18.9	-	-	-	0.9
Neither, nor	3	-	-	-	-	-	-	-	-	22.5	-	-	-	1.1
Somewhat disagree	4	-	-	-	-	-	-	-	-	16.4	-	-	-	0.8
Strongly disagree	5	-	-	-	-	-	-	-	-	32.2	-	-	-	1.5
DK/NA	-8	-	-	-	-	-	-	-	-	1.2	-	-	-	0.1
IAP	-1	100.0	100.0	100.0	100.0	100.0	100.0	100.0	100.0	0.0	100.0	100.0	100.0	95.2
N		7276	1508	1599	1576	1535	1396	1294	1370	1051	1031	1205	1230	22071

\* SHOW CARD

\*\*\* Keyword: Same Sex, Marriage



**Table 1296 Agree or disagree: A law should be enacted discriminations based on gender, age, race, religion and sexual orientation.**

[Questionnaire] How much do you agree or disagree with each of these statements?... A law should be enacted to prohibit discriminations based on gender, age, race, religion, and sexual orientation.

[VAR] PROHDISC

RESPONSE	PUNCH	03-07	2008	2009	2010	2011	2012	2013	2014	2016	2018	2021	2023	TOTAL
Strongly agree	1	-	-	-	-	-	-	-	-	27.6	-	-	-	1.3
Somewhat agree	2	-	-	-	-	-	-	-	-	34.5	-	-	-	1.6
Neither, nor	3	-	-	-	-	-	-	-	-	20.9	-	-	-	1.0
Somewhat disagree	4	-	-	-	-	-	-	-	-	9.1	-	-	-	0.4
Strongly disagree	5	-	-	-	-	-	-	-	-	6.8	-	-	-	0.3
DK/NA	-8	-	-	-	-	-	-	-	-	1.1	-	-	-	0.1
IAP	-1	100.0	100.0	100.0	100.0	100.0	100.0	100.0	100.0	0.0	100.0	100.0	100.0	95.2
N		7276	1508	1599	1576	1535	1396	1294	1370	1051	1031	1205	1230	22071

\* SHOW CARD

\*\*\* Keyword: Discrimination

**Table 1297 Korean society's coping ability: natural risk - flood and typhoon**

[Questionnaire] Please indicate the extent to which you think Korean society is coping well with each of the possible risks listed below... Natural Risk... Flood and Typhoon

[VAR] CAPA1

RESPONSE	PUNCH	03-07	2008	2009	2010	2011	2012	2013	2014	2016	2018	2021	2023	TOTAL
Coping not well at all	1	-	-	-	-	-	-	5.0	7.9	-	-	-	-	0.8
Coping not so much well	2	-	-	-	-	-	-	17.7	19.7	-	-	-	-	2.3
Coping not so well	3	-	-	-	-	-	-	30.9	30.4	-	-	-	-	3.7
Neither /Nor	4	-	-	-	-	-	-	17.9	17.5	-	-	-	-	2.1
Coping somewhat well	5	-	-	-	-	-	-	23.8	19.6	-	-	-	-	2.6
Coping fairly well	6	-	-	-	-	-	-	3.7	3.8	-	-	-	-	0.5
Coping extremely well	7	-	-	-	-	-	-	1.0	1.1	-	-	-	-	0.1
IAP	-1	100.0	100.0	100.0	100.0	100.0	100.0	0.0	0.0	100.0	100.0	100.0	100.0	87.9
N		7276	1508	1599	1576	1535	1396	1294	1370	1051	1031	1205	1230	22071

\* SHOW CARD

\*\*\* Keyword: Government, Natural Disaster, Flood and Typhoon

**Table 1298 Korean society's coping ability: natural risk - Radical Climate Change (Rise in the World's Temperature)**

[Questionnaire] Please indicate the extent to which you think Korean society is coping well with each of the possible risks listed below... Natural Risk... Radical Climate Change (Rise in the World's Temperature)

[VAR] CAPA2

RESPONSE	PUNCH	03-07	2008	2009	2010	2011	2012	2013	2014	2016	2018	2021	2023	TOTAL
Coping not well at all	1	-	-	-	-	-	-	5.3	7.2	-	-	-	-	0.8
Coping not so much well	2	-	-	-	-	-	-	15.6	20.5	-	-	-	-	2.2
Coping not so well	3	-	-	-	-	-	-	35.1	30.0	-	-	-	-	3.9
Neither /Nor	4	-	-	-	-	-	-	24.4	25.7	-	-	-	-	3.0
Coping somewhat well	5	-	-	-	-	-	-	17.2	14.5	-	-	-	-	1.9
Coping fairly well	6	-	-	-	-	-	-	1.9	1.8	-	-	-	-	0.2
Coping extremely well	7	-	-	-	-	-	-	0.5	0.4	-	-	-	-	0.0
IAP	-1	100.0	100.0	100.0	100.0	100.0	100.0	0.0	0.0	100.0	100.0	100.0	100.0	87.9
N		7276	1508	1599	1576	1535	1396	1294	1370	1051	1031	1205	1230	22071

\* SHOW CARD

\*\*\* Keyword: Government, Natural Disaster, Drastic Weather Change

**Table 1299 Korean society's coping ability: natural risk - Yellow Sand and Drought**

[Questionnaire] Please indicate the extent to which you think Korean society is coping well with each of the possible risks listed below... Natural Risk... Yellow Sand and Drought

[VAR] CAPA3

RESPONSE	PUNCH	03-07	2008	2009	2010	2011	2012	2013	2014	2016	2018	2021	2023	TOTAL
Coping not well at all	1	-	-	-	-	-	-	5.3	7.1	-	-	-	-	0.7
Coping not so much well	2	-	-	-	-	-	-	15.2	20.7	-	-	-	-	2.2
Coping not so well	3	-	-	-	-	-	-	30.8	29.0	-	-	-	-	3.6
Neither /Nor	4	-	-	-	-	-	-	25.8	25.6	-	-	-	-	3.1
Coping somewhat well	5	-	-	-	-	-	-	19.1	15.1	-	-	-	-	2.1
Coping fairly well	6	-	-	-	-	-	-	3.6	2.1	-	-	-	-	0.3
Coping extremely well	7	-	-	-	-	-	-	0.3	0.4	-	-	-	-	0.0
IAP	-1	100.0	100.0	100.0	100.0	100.0	100.0	0.0	0.0	100.0	100.0	100.0	100.0	87.9
N		7276	1508	1599	1576	1535	1396	1294	1370	1051	1031	1205	1230	22071

\* SHOW CARD

\*\*\* Keyword: Government, Natural Disaster, Drought, Sand Storm

**Table 1300 Korean society's coping ability: natural risk - Earthquake and Tsunami**

[Questionnaire] Please indicate the extent to which you think Korean society is coping well with each of the possible risks listed below... Natural Risk... Earthquake and Tsunami

[VAR] CAPA4

RESPONSE	PUNCH	03-07	2008	2009	2010	2011	2012	2013	2014	2016	2018	2021	2023	TOTAL
Coping not well at all	1	-	-	-	-	-	-	9.5	13.9	-	-	-	-	1.4
Coping not so much well	2	-	-	-	-	-	-	15.7	19.5	-	-	-	-	2.1
Coping not so well	3	-	-	-	-	-	-	26.0	22.6	-	-	-	-	2.9
Neither /Nor	4	-	-	-	-	-	-	30.9	30.0	-	-	-	-	3.7
Coping somewhat well	5	-	-	-	-	-	-	14.6	11.9	-	-	-	-	1.6
Coping fairly well	6	-	-	-	-	-	-	2.9	1.8	-	-	-	-	0.3
Coping extremely well	7	-	-	-	-	-	-	0.5	0.4	-	-	-	-	0.0
IAP	-1	100.0	100.0	100.0	100.0	100.0	100.0	0.0	0.0	100.0	100.0	100.0	100.0	87.9
N		7276	1508	1599	1576	1535	1396	1294	1370	1051	1031	1205	1230	22071

\* SHOW CARD

\*\*\* Keyword: Government, Earthquake and Tsunami, Natural Disaster



**Table 1301 Korean society's coping ability: health risk – Epidemic**

[Questionnaire] Please indicate the extent to which you think Korean society is coping well with each of the possible risks listed below... Health Risk... Epidemic (Seasonal/Swine Flu, Tuberculosis, Avian Influenza, etc.)

[VAR] CAPA5

RESPONSE	PUNCH	03-07	2008	2009	2010	2011	2012	2013	2014	2016	2018	2021	2023	TOTAL
Coping not well at all	1	-	-	-	-	-	-	2.5	3.1	-	-	-	-	0.3
Coping not so much well	2	-	-	-	-	-	-	8.8	13.6	-	-	-	-	1.4
Coping not so well	3	-	-	-	-	-	-	21.6	22.3	-	-	-	-	2.7
Neither /Nor	4	-	-	-	-	-	-	20.0	20.9	-	-	-	-	2.5
Coping somewhat well	5	-	-	-	-	-	-	35.3	32.0	-	-	-	-	4.1
Coping fairly well	6	-	-	-	-	-	-	10.3	6.6	-	-	-	-	1.0
Coping extremely well	7	-	-	-	-	-	-	1.5	1.4	-	-	-	-	0.2
IAP	-1	100.0	100.0	100.0	100.0	100.0	100.0	0.0	0.0	100.0	100.0	100.0	100.0	87.9
N		7276	1508	1599	1576	1535	1396	1294	1370	1051	1031	1205	1230	22071

\* SHOW CARD

\*\*\* Keyword: Government, Health, Infectious Disease

**Table 1302 Korean society's coping ability: health risk – Food risk**

[Questionnaire] Please indicate the extent to which you think Korean society is coping well with each of the possible risks listed below... Health Risk... Food Risk (Genetically Modified Foods, Food Poisoning, Pesticide or Chemical Residues, Endocrine Disruptors, Cheating on the Place of Food's Origin, etc.)

[VAR] CAPA6

RESPONSE	PUNCH	03-07	2008	2009	2010	2011	2012	2013	2014	2016	2018	2021	2023	TOTAL
Coping not well at all	1	-	-	-	-	-	-	6.9	6.0	-	-	-	-	0.8
Coping not so much well	2	-	-	-	-	-	-	17.5	16.3	-	-	-	-	2.0
Coping not so well	3	-	-	-	-	-	-	30.3	28.8	-	-	-	-	3.6
Neither /Nor	4	-	-	-	-	-	-	19.3	20.5	-	-	-	-	2.4
Coping somewhat well	5	-	-	-	-	-	-	20.9	22.6	-	-	-	-	2.6
Coping fairly well	6	-	-	-	-	-	-	4.4	4.9	-	-	-	-	0.6
Coping extremely well	7	-	-	-	-	-	-	0.6	0.9	-	-	-	-	0.1
IAP	-1	100.0	100.0	100.0	100.0	100.0	100.0	0.0	0.0	100.0	100.0	100.0	100.0	87.9
N		7276	1508	1599	1576	1535	1396	1294	1370	1051	1031	1205	1230	22071

\* SHOW CARD

\*\*\* Keyword: Government, Health, Food

**Table 1303 Korean society's coping ability: health risk – Mental-Health Threatening**

[Questionnaire] Please indicate the extent to which you think Korean society is coping well with each of the possible risks listed below... Health Risk... Mental-Health Threatening (Stress, Depression, Suicide, etc.)

[VAR] CAPA7

RESPONSE	PUNCH	03-07	2008	2009	2010	2011	2012	2013	2014	2016	2018	2021	2023	TOTAL
Coping not well at all	1	-	-	-	-	-	-	9.8	10.3	-	-	-	-	1.2
Coping not so much well	2	-	-	-	-	-	-	19.6	22.7	-	-	-	-	2.6
Coping not so well	3	-	-	-	-	-	-	31.1	32.6	-	-	-	-	3.8
Neither /Nor	4	-	-	-	-	-	-	24.3	19.5	-	-	-	-	2.6
Coping somewhat well	5	-	-	-	-	-	-	12.2	12.1	-	-	-	-	1.5
Coping fairly well	6	-	-	-	-	-	-	2.5	2.2	-	-	-	-	0.3
Coping extremely well	7	-	-	-	-	-	-	0.5	0.6	-	-	-	-	0.1
IAP	-1	100.0	100.0	100.0	100.0	100.0	100.0	0.0	0.0	100.0	100.0	100.0	100.0	87.9
N		7276	1508	1599	1576	1535	1396	1294	1370	1051	1031	1205	1230	22071

\* SHOW CARD

\*\*\* Keyword: Government, Health, Stress, Suicide

**Table 1304 Korean society's coping ability: health risk – Geriatric Diseases**

[Questionnaire] Please indicate the extent to which you think Korean society is coping well with each of the possible risks listed below... Health Risk... Geriatric Diseases (Cancer, Hypertension, Diabetes, Dementia, etc.)

[VAR] CAPA8

RESPONSE	PUNCH	03-07	2008	2009	2010	2011	2012	2013	2014	2016	2018	2021	2023	TOTAL
Coping not well at all	1	-	-	-	-	-	-	3.7	3.8	-	-	-	-	0.5
Coping not so much well	2	-	-	-	-	-	-	11.1	15.2	-	-	-	-	1.6
Coping not so well	3	-	-	-	-	-	-	24.7	24.6	-	-	-	-	3.0
Neither /Nor	4	-	-	-	-	-	-	25.0	26.0	-	-	-	-	3.1
Coping somewhat well	5	-	-	-	-	-	-	27.6	23.7	-	-	-	-	3.1
Coping fairly well	6	-	-	-	-	-	-	7.1	5.4	-	-	-	-	0.8
Coping extremely well	7	-	-	-	-	-	-	0.9	1.2	-	-	-	-	0.1
DK/NA	-8	-	-	-	-	-	-	0.1	0.0	-	-	-	-	0.0
IAP	-1	100.0	100.0	100.0	100.0	100.0	100.0	0.0	0.0	100.0	100.0	100.0	100.0	87.9
N		7276	1508	1599	1576	1535	1396	1294	1370	1051	1031	1205	1230	22071

\* SHOW CARD

\*\*\* Keyword: Government, Hypertension, Adult Disease, Health



**Table 1305 Korean society's coping ability: life-cycle risk - Aging Anxiety**

[Questionnaire] Please indicate the extent to which you think Korean society is coping well with each of the possible risks listed below... Life-Cycle Risk... Aging Anxiety

[VAR] CAPA9

RESPONSE	PUNCH	03-07	2008	2009	2010	2011	2012	2013	2014	2016	2018	2021	2023	TOTAL
Coping not well at all	1	-	-	-	-	-	-	10.0	9.1	-	-	-	-	1.2
Coping not so much well	2	-	-	-	-	-	-	21.3	21.5	-	-	-	-	2.6
Coping not so well	3	-	-	-	-	-	-	33.0	32.8	-	-	-	-	4.0
Neither /Nor	4	-	-	-	-	-	-	20.2	21.8	-	-	-	-	2.5
Coping somewhat well	5	-	-	-	-	-	-	12.7	11.8	-	-	-	-	1.5
Coping fairly well	6	-	-	-	-	-	-	2.5	2.4	-	-	-	-	0.3
Coping extremely well	7	-	-	-	-	-	-	0.4	0.4	-	-	-	-	0.0
DK/NA	-8	-	-	-	-	-	-	0.0	0.1	-	-	-	-	0.0
IAP	-1	100.0	100.0	100.0	100.0	100.0	100.0	0.0	0.0	100.0	100.0	100.0	100.0	87.9
N		7276	1508	1599	1576	1535	1396	1294	1370	1051	1031	1205	1230	22071

\* SHOW CARD

\*\*\* Keyword: Government, Anxious

**Table 1306 Korean society's coping ability: life-cycle risk - Family Disruption**

[Questionnaire] Please indicate the extent to which you think Korean society is coping well with each of the possible risks listed below... Life-Cycle Risk... Family Disruption (Divorce, Weakening of the Family Care Function, etc.)

[VAR] CAPA10

RESPONSE	PUNCH	03-07	2008	2009	2010	2011	2012	2013	2014	2016	2018	2021	2023	TOTAL
Coping not well at all	1	-	-	-	-	-	-	8.0	6.8	-	-	-	-	0.9
Coping not so much well	2	-	-	-	-	-	-	22.6	20.7	-	-	-	-	2.6
Coping not so well	3	-	-	-	-	-	-	33.9	35.0	-	-	-	-	4.2
Neither /Nor	4	-	-	-	-	-	-	26.0	28.0	-	-	-	-	3.3
Coping somewhat well	5	-	-	-	-	-	-	7.7	8.0	-	-	-	-	0.9
Coping fairly well	6	-	-	-	-	-	-	1.4	1.1	-	-	-	-	0.1
Coping extremely well	7	-	-	-	-	-	-	0.3	0.4	-	-	-	-	0.0
IAP	-1	100.0	100.0	100.0	100.0	100.0	100.0	0.0	0.0	100.0	100.0	100.0	100.0	87.9
N		7276	1508	1599	1576	1535	1396	1294	1370	1051	1031	1205	1230	22071

\* SHOW CARD

\*\*\* Keyword: Government, Divorce, Family Members, Support

**Table 1307 Korean society's coping ability: life-cycle risk - Low birth rate**

[Questionnaire] Please indicate the extent to which you think Korean society is coping well with each of the possible risks listed below... Life-Cycle Risk... Low Fertility

[VAR] CAPA11

RESPONSE	PUNCH	03-07	2008	2009	2010	2011	2012	2013	2014	2016	2018	2021	2023	TOTAL
Coping not well at all	1	-	-	-	-	-	-	14.1	12.1	-	-	-	-	1.6
Coping not so much well	2	-	-	-	-	-	-	21.9	27.1	-	-	-	-	3.0
Coping not so well	3	-	-	-	-	-	-	32.6	30.4	-	-	-	-	3.8
Neither /Nor	4	-	-	-	-	-	-	18.4	17.7	-	-	-	-	2.2
Coping somewhat well	5	-	-	-	-	-	-	11.0	10.4	-	-	-	-	1.3
Coping fairly well	6	-	-	-	-	-	-	1.7	1.9	-	-	-	-	0.2
Coping extremely well	7	-	-	-	-	-	-	0.3	0.4	-	-	-	-	0.0
DK/NA	-8	-	-	-	-	-	-	0.0	0.1	-	-	-	-	0.0
IAP	-1	100.0	100.0	100.0	100.0	100.0	100.0	0.0	0.0	100.0	100.0	100.0	100.0	87.9
N		7276	1508	1599	1576	1535	1396	1294	1370	1051	1031	1205	1230	22071

\* SHOW CARD

\*\*\* Keyword: Government, Low Birth-rate

**Table 1308 Korean society's coping ability: life-cycle risk - Population Aging**

[Questionnaire] Please indicate the extent to which you think Korean society is coping well with each of the possible risks listed below... Life-Cycle Risk... Population Aging

[VAR] CAPA12

RESPONSE	PUNCH	03-07	2008	2009	2010	2011	2012	2013	2014	2016	2018	2021	2023	TOTAL
Coping not well at all	1	-	-	-	-	-	-	12.5	11.0	-	-	-	-	1.4
Coping not so much well	2	-	-	-	-	-	-	23.7	27.0	-	-	-	-	3.1
Coping not so well	3	-	-	-	-	-	-	30.1	31.6	-	-	-	-	3.7
Neither /Nor	4	-	-	-	-	-	-	18.1	16.7	-	-	-	-	2.1
Coping somewhat well	5	-	-	-	-	-	-	12.5	11.2	-	-	-	-	1.4
Coping fairly well	6	-	-	-	-	-	-	2.6	1.8	-	-	-	-	0.3
Coping extremely well	7	-	-	-	-	-	-	0.4	0.7	-	-	-	-	0.1
DK/NA	-8	-	-	-	-	-	-	0.1	0.1	-	-	-	-	0.0
IAP	-1	100.0	100.0	100.0	100.0	100.0	100.0	0.0	0.0	100.0	100.0	100.0	100.0	87.9
N		7276	1508	1599	1576	1535	1396	1294	1370	1051	1031	1205	1230	22071

\* SHOW CARD

\*\*\* Keyword: Government, Aging



**Table 1309 Korean society's coping ability: social risk – Infringement on Individual Privacy**

[Questionnaire] Please indicate the extent to which you think Korean society is coping well with each of the possible risks listed below... Social Risk... Infringement on Individual Privacy (CCTV, Wiretapping, Hidden Camara, etc.)

[VAR] CAPA13

RESPONSE	PUNCH	03-07	2008	2009	2010	2011	2012	2013	2014	2016	2018	2021	2023	TOTAL
Coping not well at all	1	-	-	-	-	-	-	7.3	6.6	-	-	-	-	0.8
Coping not so much well	2	-	-	-	-	-	-	17.8	18.8	-	-	-	-	2.2
Coping not so well	3	-	-	-	-	-	-	32.0	25.8	-	-	-	-	3.5
Neither /Nor	4	-	-	-	-	-	-	25.9	29.5	-	-	-	-	3.3
Coping somewhat well	5	-	-	-	-	-	-	13.4	15.2	-	-	-	-	1.7
Coping fairly well	6	-	-	-	-	-	-	2.9	3.2	-	-	-	-	0.4
Coping extremely well	7	-	-	-	-	-	-	0.7	0.9	-	-	-	-	0.1
IAP	-1	100.0	100.0	100.0	100.0	100.0	100.0	0.0	0.0	100.0	100.0	100.0	100.0	87.9
N		7276	1508	1599	1576	1535	1396	1294	1370	1051	1031	1205	1230	22071

\* SHOW CARD

\*\*\* Keyword: Government, Privacy Invasion

**Table 1310 Korean society's coping ability: social risk – Violent Crime**

[Questionnaire] Please indicate the extent to which you think Korean society is coping well with each of the possible risks listed below... Social Risk... Violent Crime (Sexual Assault, Bullying at Schools, Family Violence, Robbery, Murder, etc.)

[VAR] CAPA14

RESPONSE	PUNCH	03-07	2008	2009	2010	2011	2012	2013	2014	2016	2018	2021	2023	TOTAL
Coping not well at all	1	-	-	-	-	-	-	16.6	13.3	-	-	-	-	1.8
Coping not so much well	2	-	-	-	-	-	-	25.0	23.6	-	-	-	-	2.9
Coping not so well	3	-	-	-	-	-	-	30.6	28.5	-	-	-	-	3.6
Neither /Nor	4	-	-	-	-	-	-	13.3	16.6	-	-	-	-	1.8
Coping somewhat well	5	-	-	-	-	-	-	11.4	14.2	-	-	-	-	1.5
Coping fairly well	6	-	-	-	-	-	-	2.5	3.3	-	-	-	-	0.3
Coping extremely well	7	-	-	-	-	-	-	0.6	0.6	-	-	-	-	0.1
IAP	-1	100.0	100.0	100.0	100.0	100.0	100.0	0.0	0.0	100.0	100.0	100.0	100.0	87.9
N		7276	1508	1599	1576	1535	1396	1294	1370	1051	1031	1205	1230	22071

\* SHOW CARD

\*\*\* Keyword: Government, Family, Murder, Crime, Violence

**Table 1311 Korean society's coping ability: social risk – Man-Made Accidents and Industrial Accident**

[Questionnaire] Please indicate the extent to which you think Korean society is coping well with each of the possible risks listed below... Social Risk... Man-Made Accidents and Industrial Accidents (Car Accidents, Gas Explosion, Outflow of Chemical Materials, etc.)

[VAR] CAPA15

RESPONSE	PUNCH	03-07	2008	2009	2010	2011	2012	2013	2014	2016	2018	2021	2023	TOTAL
Coping not well at all	1	-	-	-	-	-	-	6.0	7.2	-	-	-	-	0.8
Coping not so much well	2	-	-	-	-	-	-	19.6	20.4	-	-	-	-	2.4
Coping not so well	3	-	-	-	-	-	-	30.4	31.8	-	-	-	-	3.8
Neither /Nor	4	-	-	-	-	-	-	25.5	26.3	-	-	-	-	3.1
Coping somewhat well	5	-	-	-	-	-	-	15.0	11.0	-	-	-	-	1.6
Coping fairly well	6	-	-	-	-	-	-	3.0	2.8	-	-	-	-	0.4
Coping extremely well	7	-	-	-	-	-	-	0.3	0.4	-	-	-	-	0.0
DK/NA	-8	-	-	-	-	-	-	0.1	0.0	-	-	-	-	0.0
IAP	-1	100.0	100.0	100.0	100.0	100.0	100.0	0.0	0.0	100.0	100.0	100.0	100.0	87.9
N		7276	1508	1599	1576	1535	1396	1294	1370	1051	1031	1205	1230	22071

\* SHOW CARD

\*\*\* Keyword: Government, Accident, Man-Made Accidents, Industrial Accident

**Table 1312 Korean society's coping ability: social risk – Risks from Scientific and/or Information Technology**

[Questionnaire] Please indicate the extent to which you think Korean society is coping well with each of the possible risks listed below... Social Risk... Risks from Scientific and/or Information Technology (Gene Cloning, Computer Virus, Leak of Individual Information, etc.)

[VAR] CAPA16

RESPONSE	PUNCH	03-07	2008	2009	2010	2011	2012	2013	2014	2016	2018	2021	2023	TOTAL
Coping not well at all	1	-	-	-	-	-	-	8.7	11.8	-	-	-	-	1.2
Coping not so much well	2	-	-	-	-	-	-	17.8	21.8	-	-	-	-	2.4
Coping not so well	3	-	-	-	-	-	-	27.2	28.5	-	-	-	-	3.4
Neither /Nor	4	-	-	-	-	-	-	28.1	25.9	-	-	-	-	3.3
Coping somewhat well	5	-	-	-	-	-	-	13.1	9.1	-	-	-	-	1.3
Coping fairly well	6	-	-	-	-	-	-	4.2	2.8	-	-	-	-	0.4
Coping extremely well	7	-	-	-	-	-	-	0.9	0.2	-	-	-	-	0.1
DK/NA	-8	-	-	-	-	-	-	0.1	0.0	-	-	-	-	0.0
IAP	-1	100.0	100.0	100.0	100.0	100.0	100.0	0.0	0.0	100.0	100.0	100.0	100.0	87.9
N		7276	1508	1599	1576	1535	1396	1294	1370	1051	1031	1205	1230	22071

\* SHOW CARD

\*\*\* Keyword: Government, Science, Technology, Information



**Table 1313 Korean society's coping ability: economic risk – Unemployment and Poverty**

[Questionnaire] Please indicate the extent to which you think Korean society is coping well with each of the possible risks listed below... Economic Risk... Unemployment and Poverty

[VAR] CAPA17

RESPONSE	PUNCH	03-07	2008	2009	2010	2011	2012	2013	2014	2016	2018	2021	2023	TOTAL
Coping not well at all	1	-	-	-	-	-	-	11.4	8.5	-	-	-	-	1.2
Coping not so much well	2	-	-	-	-	-	-	24.1	23.2	-	-	-	-	2.9
Coping not so well	3	-	-	-	-	-	-	32.8	35.0	-	-	-	-	4.1
Neither /Nor	4	-	-	-	-	-	-	20.2	22.8	-	-	-	-	2.6
Coping somewhat well	5	-	-	-	-	-	-	10.0	9.0	-	-	-	-	1.1
Coping fairly well	6	-	-	-	-	-	-	1.3	1.2	-	-	-	-	0.1
Coping extremely well	7	-	-	-	-	-	-	0.2	0.3	-	-	-	-	0.0
DK/NA	-8	-	-	-	-	-	-	0.0	0.1	-	-	-	-	0.0
IAP	-1	100.0	100.0	100.0	100.0	100.0	100.0	0.0	0.0	100.0	100.0	100.0	100.0	87.9
N		7276	1508	1599	1576	1535	1396	1294	1370	1051	1031	1205	1230	22071

\* SHOW CARD

\*\*\* Keyword: Government, Poverty

**Table 1314 Korean society's coping ability: economic risk – Housing Price Instability**

[Questionnaire] Please indicate the extent to which you think Korean society is coping well with each of the possible risks listed below... Economic Risk... Housing Price Instability (Sudden Rise or Fall)

[VAR] CAPA18

RESPONSE	PUNCH	03-07	2008	2009	2010	2011	2012	2013	2014	2016	2018	2021	2023	TOTAL
Coping not well at all	1	-	-	-	-	-	-	12.7	13.0	-	-	-	-	1.5
Coping not so much well	2	-	-	-	-	-	-	24.6	23.1	-	-	-	-	2.9
Coping not so well	3	-	-	-	-	-	-	34.1	34.6	-	-	-	-	4.1
Neither /Nor	4	-	-	-	-	-	-	19.6	21.0	-	-	-	-	2.5
Coping somewhat well	5	-	-	-	-	-	-	7.6	6.9	-	-	-	-	0.9
Coping fairly well	6	-	-	-	-	-	-	1.2	0.9	-	-	-	-	0.1
Coping extremely well	7	-	-	-	-	-	-	0.3	0.4	-	-	-	-	0.0
IAP	-1	100.0	100.0	100.0	100.0	100.0	100.0	0.0	0.0	100.0	100.0	100.0	100.0	87.9
N		7276	1508	1599	1576	1535	1396	1294	1370	1051	1031	1205	1230	22071

\* SHOW CARD

\*\*\* Keyword: Government, Anxious

**Table 1315 Korean society's coping ability: economic risk – Financing Instability**

[Questionnaire] Please indicate the extent to which you think Korean society is coping well with each of the possible risks listed below... Economic Risk... Financing Instability (National or Household Debts, Dropping of Stock Price, Soaring of Money Exchange Rate, etc.)

[VAR] CAPA19

RESPONSE	PUNCH	03-07	2008	2009	2010	2011	2012	2013	2014	2016	2018	2021	2023	TOTAL
Coping not well at all	1	-	-	-	-	-	-	10.1	10.2	-	-	-	-	1.2
Coping not so much well	2	-	-	-	-	-	-	19.9	20.8	-	-	-	-	2.5
Coping not so well	3	-	-	-	-	-	-	32.9	33.7	-	-	-	-	4.0
Neither /Nor	4	-	-	-	-	-	-	27.7	26.4	-	-	-	-	3.3
Coping somewhat well	5	-	-	-	-	-	-	7.8	7.6	-	-	-	-	0.9
Coping fairly well	6	-	-	-	-	-	-	1.5	1.0	-	-	-	-	0.1
Coping extremely well	7	-	-	-	-	-	-	0.2	0.3	-	-	-	-	0.0
IAP	-1	100.0	100.0	100.0	100.0	100.0	100.0	0.0	0.0	100.0	100.0	100.0	100.0	87.9
N		7276	1508	1599	1576	1535	1396	1294	1370	1051	1031	1205	1230	22071

\* SHOW CARD

\*\*\* Keyword: Government, Anxious, Debt

**Table 1316 Korean society's coping ability: economic risk – Economic Recession and Slowdown of Economic Growth**

[Questionnaire] Please indicate the extent to which you think Korean society is coping well with each of the possible risks listed below... Economic Risk... Economic Recession and Slowdown of Economic Growth

[VAR] CAPA20

RESPONSE	PUNCH	03-07	2008	2009	2010	2011	2012	2013	2014	2016	2018	2021	2023	TOTAL
Coping not well at all	1	-	-	-	-	-	-	10.5	9.0	-	-	-	-	1.2
Coping not so much well	2	-	-	-	-	-	-	20.3	21.0	-	-	-	-	2.5
Coping not so well	3	-	-	-	-	-	-	30.4	33.6	-	-	-	-	3.9
Neither /Nor	4	-	-	-	-	-	-	26.7	26.0	-	-	-	-	3.2
Coping somewhat well	5	-	-	-	-	-	-	10.5	9.3	-	-	-	-	1.2
Coping fairly well	6	-	-	-	-	-	-	1.3	0.8	-	-	-	-	0.1
Coping extremely well	7	-	-	-	-	-	-	0.2	0.4	-	-	-	-	0.0
DK/NA	-8	-	-	-	-	-	-	0.1	0.0	-	-	-	-	0.0
IAP	-1	100.0	100.0	100.0	100.0	100.0	100.0	0.0	0.0	100.0	100.0	100.0	100.0	87.9
N		7276	1508	1599	1576	1535	1396	1294	1370	1051	1031	1205	1230	22071

\* SHOW CARD

\*\*\* Keyword: Government



**Table 1317 Korean society's coping ability: political / international relations risk – Threatening by North Korea**

[Questionnaire] Please indicate the extent to which you think Korean society is coping well with each of the possible risks listed below... Political / International Relations Risk... Threatening by North Korea (Local or All-Out Warfare) and North Korean Nuclear Problem

[VAR] CAPA21

RESPONSE	PUNCH	03-07	2008	2009	2010	2011	2012	2013	2014	2016	2018	2021	2023	TOTAL
Coping not well at all	1	-	-	-	-	-	-	8.6	9.6	-	-	-	-	1.1
Coping not so much well	2	-	-	-	-	-	-	14.7	15.7	-	-	-	-	1.8
Coping not so well	3	-	-	-	-	-	-	22.2	23.7	-	-	-	-	2.8
Neither /Nor	4	-	-	-	-	-	-	22.8	25.6	-	-	-	-	2.9
Coping somewhat well	5	-	-	-	-	-	-	20.6	18.7	-	-	-	-	2.4
Coping fairly well	6	-	-	-	-	-	-	8.5	5.5	-	-	-	-	0.8
Coping extremely well	7	-	-	-	-	-	-	2.7	1.2	-	-	-	-	0.2
IAP	-1	100.0	100.0	100.0	100.0	100.0	100.0	0.0	0.0	100.0	100.0	100.0	100.0	87.9
N		7276	1508	1599	1576	1535	1396	1294	1370	1051	1031	1205	1230	22071

\* SHOW CARD

\*\*\* Keyword: Government, North Korea

**Table 1318 Korean society's coping ability: political / international relations risk – Infringement on Individual Human Right and Freedom by the government**

[Questionnaire] Please indicate the extent to which you think Korean society is coping well with each of the possible risks listed below... Political / International Relations Risk... Infringement on Individual Human Right and Freedom by the Nation-State

[VAR] CAPA22

RESPONSE	PUNCH	03-07	2008	2009	2010	2011	2012	2013	2014	2016	2018	2021	2023	TOTAL
Coping not well at all	1	-	-	-	-	-	-	5.8	6.1	-	-	-	-	0.7
Coping not so much well	2	-	-	-	-	-	-	11.7	14.1	-	-	-	-	1.6
Coping not so well	3	-	-	-	-	-	-	20.5	24.0	-	-	-	-	2.7
Neither /Nor	4	-	-	-	-	-	-	38.8	35.2	-	-	-	-	4.5
Coping somewhat well	5	-	-	-	-	-	-	18.3	16.5	-	-	-	-	2.1
Coping fairly well	6	-	-	-	-	-	-	3.9	3.1	-	-	-	-	0.4
Coping extremely well	7	-	-	-	-	-	-	1.0	0.8	-	-	-	-	0.1
DK/NA	-8	-	-	-	-	-	-	0.1	0.2	-	-	-	-	0.0
IAP	-1	100.0	100.0	100.0	100.0	100.0	100.0	0.0	0.0	100.0	100.0	100.0	100.0	87.9
N		7276	1508	1599	1576	1535	1396	1294	1370	1051	1031	1205	1230	22071

\* SHOW CARD

\*\*\* Keyword: Government, Infringement on Individual Human Right and Freedom

**Table 1319 Korean society's coping ability: political / international relations risk – Restraint and Intimidation by Neighboring Powers**

[Questionnaire] Please indicate the extent to which you think Korean society is coping well with each of the possible risks listed below... Political / International Relations Risk... Restraint and Intimidation by Neighboring Powers (China, Japan, Russia, U.S. etc.)

[VAR] CAPA23

RESPONSE	PUNCH	03-07	2008	2009	2010	2011	2012	2013	2014	2016	2018	2021	2023	TOTAL
Coping not well at all	1	-	-	-	-	-	-	5.7	6.2	-	-	-	-	0.7
Coping not so much well	2	-	-	-	-	-	-	12.8	12.9	-	-	-	-	1.6
Coping not so well	3	-	-	-	-	-	-	20.1	23.4	-	-	-	-	2.6
Neither /Nor	4	-	-	-	-	-	-	31.9	34.3	-	-	-	-	4.0
Coping somewhat well	5	-	-	-	-	-	-	22.0	18.2	-	-	-	-	2.4
Coping fairly well	6	-	-	-	-	-	-	6.0	3.9	-	-	-	-	0.6
Coping extremely well	7	-	-	-	-	-	-	1.4	0.9	-	-	-	-	0.1
DK/NA	-8	-	-	-	-	-	-	0.0	0.1	-	-	-	-	0.0
IAP	-1	100.0	100.0	100.0	100.0	100.0	100.0	0.0	0.0	100.0	100.0	100.0	100.0	87.9
N		7276	1508	1599	1576	1535	1396	1294	1370	1051	1031	1205	1230	22071

\* SHOW CARD

\*\*\* Keyword: Government, Powerful Nations

**Table 1320 Korean society's coping ability: political / international relations risk – Crisis of Democracy Resulting from Political and Economic Powers**

[Questionnaire] Please indicate the extent to which you think Korean society is coping well with each of the possible risks listed below... Political / International Relations Risk... Crisis of Democracy Resulting from Political and Economic Powers

[VAR] CAPA24

RESPONSE	PUNCH	03-07	2008	2009	2010	2011	2012	2013	2014	2016	2018	2021	2023	TOTAL
Coping not well at all	1	-	-	-	-	-	-	8.0	7.2	-	-	-	-	0.9
Coping not so much well	2	-	-	-	-	-	-	14.0	15.0	-	-	-	-	1.7
Coping not so well	3	-	-	-	-	-	-	24.6	23.2	-	-	-	-	2.9
Neither /Nor	4	-	-	-	-	-	-	33.8	38.3	-	-	-	-	4.4
Coping somewhat well	5	-	-	-	-	-	-	15.4	13.4	-	-	-	-	1.7
Coping fairly well	6	-	-	-	-	-	-	3.4	2.6	-	-	-	-	0.4
Coping extremely well	7	-	-	-	-	-	-	0.7	0.4	-	-	-	-	0.1
DK/NA	-8	-	-	-	-	-	-	0.1	0.0	-	-	-	-	0.0
IAP	-1	100.0	100.0	100.0	100.0	100.0	100.0	0.0	0.0	100.0	100.0	100.0	100.0	87.9
N		7276	1508	1599	1576	1535	1396	1294	1370	1051	1031	1205	1230	22071

\* SHOW CARD

\*\*\* Keyword: Government, Democracy, Political Power



**Table 1321 Korean society's coping ability: environmental risk – Accident in Nuclear Power Stations**

[Questionnaire] Please indicate the extent to which you think Korean society is coping well with each of the possible risks listed below... Environmental Risk... Accident in Nuclear Power Stations (Leaking of Radioactive Materials, etc.)

[VAR] CAPA25

RESPONSE	PUNCH	03-07	2008	2009	2010	2011	2012	2013	2014	2016	2018	2021	2023	TOTAL
Coping not well at all	1	-	-	-	-	-	-	15.5	14.5	-	-	-	-	1.8
Coping not so much well	2	-	-	-	-	-	-	19.1	19.0	-	-	-	-	2.3
Coping not so well	3	-	-	-	-	-	-	27.4	26.2	-	-	-	-	3.2
Neither /Nor	4	-	-	-	-	-	-	22.4	24.8	-	-	-	-	2.9
Coping somewhat well	5	-	-	-	-	-	-	12.3	13.1	-	-	-	-	1.5
Coping fairly well	6	-	-	-	-	-	-	2.6	1.9	-	-	-	-	0.3
Coping extremely well	7	-	-	-	-	-	-	0.7	0.6	-	-	-	-	0.1
DK/NA	-8	-	-	-	-	-	-	0.1	0.0	-	-	-	-	0.0
IAP	-1	100.0	100.0	100.0	100.0	100.0	100.0	0.0	0.0	100.0	100.0	100.0	100.0	87.9
N		7276	1508	1599	1576	1535	1396	1294	1370	1051	1031	1205	1230	22071

\* SHOW CARD

\*\*\* Keyword: Government, Environment, Accident

**Table 1322 Korean society's coping ability: environmental risk – Environmental Contamination**

[Questionnaire] Please indicate the extent to which you think Korean society is coping well with each of the possible risks listed below... Environmental Risk... Environmental Contamination (Water, Air, Noise, etc.)

[VAR] CAPA26

RESPONSE	PUNCH	03-07	2008	2009	2010	2011	2012	2013	2014	2016	2018	2021	2023	TOTAL
Coping not well at all	1	-	-	-	-	-	-	10.2	11.2	-	-	-	-	1.3
Coping not so much well	2	-	-	-	-	-	-	20.8	18.9	-	-	-	-	2.4
Coping not so well	3	-	-	-	-	-	-	30.5	30.1	-	-	-	-	3.7
Neither /Nor	4	-	-	-	-	-	-	21.8	21.5	-	-	-	-	2.6
Coping somewhat well	5	-	-	-	-	-	-	14.0	15.6	-	-	-	-	1.8
Coping fairly well	6	-	-	-	-	-	-	2.2	2.0	-	-	-	-	0.2
Coping extremely well	7	-	-	-	-	-	-	0.5	0.7	-	-	-	-	0.1
DK/NA	-8	-	-	-	-	-	-	0.1	0.0	-	-	-	-	0.0
IAP	-1	100.0	100.0	100.0	100.0	100.0	100.0	0.0	0.0	100.0	100.0	100.0	100.0	87.9
N		7276	1508	1599	1576	1535	1396	1294	1370	1051	1031	1205	1230	22071

\* SHOW CARD

\*\*\* Keyword: Government, Environment

**Table 1323 Korean society's coping ability: environmental risk – Shortage and Exhaustion of Natural Resources**

[Questionnaire] Please indicate the extent to which you think Korean society is coping well with each of the possible risks listed below... Environmental Risk... Shortage and Exhaustion of Natural Resources (Water, Energy, etc.)

[VAR] CAPA27

RESPONSE	PUNCH	03-07	2008	2009	2010	2011	2012	2013	2014	2016	2018	2021	2023	TOTAL
Coping not well at all	1	-	-	-	-	-	-	8.3	10.4	-	-	-	-	1.1
Coping not so much well	2	-	-	-	-	-	-	18.5	17.1	-	-	-	-	2.1
Coping not so well	3	-	-	-	-	-	-	27.6	29.2	-	-	-	-	3.4
Neither /Nor	4	-	-	-	-	-	-	27.8	25.2	-	-	-	-	3.2
Coping somewhat well	5	-	-	-	-	-	-	15.5	14.7	-	-	-	-	1.8
Coping fairly well	6	-	-	-	-	-	-	1.9	2.5	-	-	-	-	0.3
Coping extremely well	7	-	-	-	-	-	-	0.4	0.9	-	-	-	-	0.1
DK/NA	-8	-	-	-	-	-	-	0.1	0.0	-	-	-	-	0.0
IAP	-1	100.0	100.0	100.0	100.0	100.0	100.0	0.0	0.0	100.0	100.0	100.0	100.0	87.9
N		7276	1508	1599	1576	1535	1396	1294	1370	1051	1031	1205	1230	22071

\* SHOW CARD

\*\*\* Keyword: Government, Environment, Resource, Energy

**Table 1324 Korean society's coping ability: environmental risk – Storage and Management of Radioactive Wastes**

[Questionnaire] Please indicate the extent to which you think Korean society is coping well with each of the possible risks listed below... Environmental Risk... Storage and Management of Radioactive Wastes

[VAR] CAPA28

RESPONSE	PUNCH	03-07	2008	2009	2010	2011	2012	2013	2014	2016	2018	2021	2023	TOTAL
Coping not well at all	1	-	-	-	-	-	-	10.2	13.4	-	-	-	-	1.4
Coping not so much well	2	-	-	-	-	-	-	16.9	16.4	-	-	-	-	2.0
Coping not so well	3	-	-	-	-	-	-	22.6	25.0	-	-	-	-	2.9
Neither /Nor	4	-	-	-	-	-	-	31.7	29.8	-	-	-	-	3.7
Coping somewhat well	5	-	-	-	-	-	-	14.9	12.6	-	-	-	-	1.7
Coping fairly well	6	-	-	-	-	-	-	2.9	1.8	-	-	-	-	0.3
Coping extremely well	7	-	-	-	-	-	-	0.7	1.0	-	-	-	-	0.1
DK/NA	-8	-	-	-	-	-	-	0.1	0.0	-	-	-	-	0.0
IAP	-1	100.0	100.0	100.0	100.0	100.0	100.0	0.0	0.0	100.0	100.0	100.0	100.0	87.9
N		7276	1508	1599	1576	1535	1396	1294	1370	1051	1031	1205	1230	22071

\* SHOW CARD

\*\*\* Keyword: Government, Environment, Waste



**Table 1325 Foremost worst-coped risk**

[Questionnaire] Then, what are two of the most kinds of risks with which you think Korean society is NOT coping well among the above?

[VAR] COPE1

RESPONSE	PUNCH	03-07	2008	2009	2010	2011	2012	2013	2014	2016	2018	2021	2023	TOTAL
Natural risk	1	-	-	-	-	-	-	9.1	-	-	-	-	-	0.5
Health risk	2	-	-	-	-	-	-	3.9	-	-	-	-	-	0.2
Life-cycle risk	3	-	-	-	-	-	-	11.3	-	-	-	-	-	0.7
Social risk	4	-	-	-	-	-	-	14.5	-	-	-	-	-	0.8
Economic risk	5	-	-	-	-	-	-	29.0	-	-	-	-	-	1.7
Political / International relations risk	6	-	-	-	-	-	-	18.2	-	-	-	-	-	1.1
Environmental risk	7	-	-	-	-	-	-	13.8	-	-	-	-	-	0.8
DK/NA	-8	-	-	-	-	-	-	0.2	-	-	-	-	-	0.0
IAP	-1	100.0	100.0	100.0	100.0	100.0	100.0	0.0	100.0	100.0	100.0	100.0	100.0	94.1
N		7276	1508	1599	1576	1535	1396	1294	1370	1051	1031	1205	1230	22071

\* SHOW CARD

\*\*\* Keyword: Government

**Table 1326 Vulnerability of Korean society: natural risk – flood and typhoon**

[Questionnaire] Please indicate the extent to which you think Korean society is vulnerable to each of the possible risks listed below... Natural Risk... Flood and Typhoon

[VAR] VULNERAB1

RESPONSE	PUNCH	03-07	2008	2009	2010	2011	2012	2013	2014	2016	2018	2021	2023	TOTAL
Totally vulnerable	1	-	-	-	-	-	-	7.7	9.3	-	-	-	-	1.0
Fairly vulnerable	2	-	-	-	-	-	-	18.5	19.1	-	-	-	-	2.3
Somewhat vulnerable	3	-	-	-	-	-	-	41.7	42.3	-	-	-	-	5.1
Neither/ nor	4	-	-	-	-	-	-	17.0	14.4	-	-	-	-	1.9
Not so vulnerable	5	-	-	-	-	-	-	12.7	12.4	-	-	-	-	1.5
Not so much vulnerable	6	-	-	-	-	-	-	1.9	2.3	-	-	-	-	0.2
Not vulnerable at all	7	-	-	-	-	-	-	0.4	0.2	-	-	-	-	0.0
DK/NA	-8	-	-	-	-	-	-	0.2	0.0	-	-	-	-	0.0
IAP	-1	100.0	100.0	100.0	100.0	100.0	100.0	0.0	0.0	100.0	100.0	100.0	100.0	87.9
N		7276	1508	1599	1576	1535	1396	1294	1370	1051	1031	1205	1230	22071

\* SHOW CARD

\*\*\* Keyword: Government, Natural Disaster, Flood and Typhoon

**Table 1327 Vulnerability of Korean society: natural risk – Radical Climate Change**

[Questionnaire] Please indicate the extent to which you think Korean society is vulnerable to each of the possible risks listed below... Natural Risk... Radical Climate Change (Rise in the World's Temperature)

[VAR] VULNERAB2

RESPONSE	PUNCH	03-07	2008	2009	2010	2011	2012	2013	2014	2016	2018	2021	2023	TOTAL
Totally vulnerable	1	-	-	-	-	-	-	6.4	8.8	-	-	-	-	0.9
Fairly vulnerable	2	-	-	-	-	-	-	19.6	21.5	-	-	-	-	2.5
Somewhat vulnerable	3	-	-	-	-	-	-	37.2	34.8	-	-	-	-	4.3
Neither/ nor	4	-	-	-	-	-	-	23.7	21.8	-	-	-	-	2.7
Not so vulnerable	5	-	-	-	-	-	-	10.7	11.2	-	-	-	-	1.3
Not so much vulnerable	6	-	-	-	-	-	-	1.7	1.6	-	-	-	-	0.2
Not vulnerable at all	7	-	-	-	-	-	-	0.4	0.2	-	-	-	-	0.0
DK/NA	-8	-	-	-	-	-	-	0.2	0.0	-	-	-	-	0.0
IAP	-1	100.0	100.0	100.0	100.0	100.0	100.0	0.0	0.0	100.0	100.0	100.0	100.0	87.9
N		7276	1508	1599	1576	1535	1396	1294	1370	1051	1031	1205	1230	22071

\* SHOW CARD

\*\*\* Keyword: Government, Natural Disaster, Drastic Weather Change

**Table 1328 Vulnerability of Korean society: natural risk – Yellow Sand and Drought**

[Questionnaire] Please indicate the extent to which you think Korean society is vulnerable to each of the possible risks listed below... Natural Risk... Yellow Sand and Drought

[VAR] VULNERAB3

RESPONSE	PUNCH	03-07	2008	2009	2010	2011	2012	2013	2014	2016	2018	2021	2023	TOTAL
Totally vulnerable	1	-	-	-	-	-	-	5.8	8.6	-	-	-	-	0.9
Fairly vulnerable	2	-	-	-	-	-	-	16.7	19.6	-	-	-	-	2.2
Somewhat vulnerable	3	-	-	-	-	-	-	38.4	37.1	-	-	-	-	4.6
Neither/ nor	4	-	-	-	-	-	-	23.1	19.5	-	-	-	-	2.6
Not so vulnerable	5	-	-	-	-	-	-	13.3	12.5	-	-	-	-	1.6
Not so much vulnerable	6	-	-	-	-	-	-	2.2	2.2	-	-	-	-	0.3
Not vulnerable at all	7	-	-	-	-	-	-	0.2	0.4	-	-	-	-	0.0
DK/NA	-8	-	-	-	-	-	-	0.2	0.1	-	-	-	-	0.0
IAP	-1	100.0	100.0	100.0	100.0	100.0	100.0	0.0	0.0	100.0	100.0	100.0	100.0	87.9
N		7276	1508	1599	1576	1535	1396	1294	1370	1051	1031	1205	1230	22071

\* SHOW CARD

\*\*\* Keyword: Government, Natural Disaster, Sand Storm, Drought



**Table 1329 Vulnerability of Korean society: natural risk – Earthquake and Tsunami**

[Questionnaire] Please indicate the extent to which you think Korean society is vulnerable to each of the possible risks listed below... Natural Risk... Earthquake and Tsunami

[VAR] VULNERAB4

RESPONSE	PUNCH	03-07	2008	2009	2010	2011	2012	2013	2014	2016	2018	2021	2023	TOTAL
Totally vulnerable	1	-	-	-	-	-	-	10.3	14.4	-	-	-	-	1.5
Fairly vulnerable	2	-	-	-	-	-	-	18.2	18.0	-	-	-	-	2.2
Somewhat vulnerable	3	-	-	-	-	-	-	26.3	26.9	-	-	-	-	3.2
Neither/ nor	4	-	-	-	-	-	-	23.2	22.2	-	-	-	-	2.7
Not so vulnerable	5	-	-	-	-	-	-	16.2	13.4	-	-	-	-	1.8
Not so much vulnerable	6	-	-	-	-	-	-	4.9	4.0	-	-	-	-	0.5
Not vulnerable at all	7	-	-	-	-	-	-	0.7	1.1	-	-	-	-	0.1
DK/NA	-8	-	-	-	-	-	-	0.2	0.0	-	-	-	-	0.0
IAP	-1	100.0	100.0	100.0	100.0	100.0	100.0	0.0	0.0	100.0	100.0	100.0	100.0	87.9
N		7276	1508	1599	1576	1535	1396	1294	1370	1051	1031	1205	1230	22071

\* SHOW CARD

\*\*\* Keyword: Government, Natural Disaster, Earthquake and Tsunami

**Table 1330 Vulnerability of Korean society: health risk – Epidemic**

[Questionnaire] Please indicate the extent to which you think Korean society is vulnerable to each of the possible risks listed below... Health Risk... Epidemic (Seasonal/Swine Flu, Tuberculosis, Avian Influenza, etc.)

[VAR] VULNERAB5

RESPONSE	PUNCH	03-07	2008	2009	2010	2011	2012	2013	2014	2016	2018	2021	2023	TOTAL
Totally vulnerable	1	-	-	-	-	-	-	4.1	5.6	-	-	-	-	0.6
Fairly vulnerable	2	-	-	-	-	-	-	11.1	15.4	-	-	-	-	1.6
Somewhat vulnerable	3	-	-	-	-	-	-	30.2	32.6	-	-	-	-	3.8
Neither/ nor	4	-	-	-	-	-	-	25.9	21.0	-	-	-	-	2.8
Not so vulnerable	5	-	-	-	-	-	-	22.9	20.8	-	-	-	-	2.6
Not so much vulnerable	6	-	-	-	-	-	-	4.7	3.9	-	-	-	-	0.5
Not vulnerable at all	7	-	-	-	-	-	-	0.8	0.7	-	-	-	-	0.1
DK/NA	-8	-	-	-	-	-	-	0.2	0.0	-	-	-	-	0.0
IAP	-1	100.0	100.0	100.0	100.0	100.0	100.0	0.0	0.0	100.0	100.0	100.0	100.0	87.9
N		7276	1508	1599	1576	1535	1396	1294	1370	1051	1031	1205	1230	22071

\* SHOW CARD

\*\*\* Keyword: Government, Health, Infectious Disease

**Table 1331 Vulnerability of Korean society: health risk – Food Risk**

[Questionnaire] Please indicate the extent to which you think Korean society is vulnerable to each of the possible risks listed below... Health Risk... Food Risk (Genetically Modified Foods, Food Poisoning, Pesticide or Chemical Residues, Endocrine Disruptors, Cheating on the Place of Food's Origin, etc.)

[VAR] VULNERAB6

RESPONSE	PUNCH	03-07	2008	2009	2010	2011	2012	2013	2014	2016	2018	2021	2023	TOTAL
Totally vulnerable	1	-	-	-	-	-	-	6.7	7.4	-	-	-	-	0.9
Fairly vulnerable	2	-	-	-	-	-	-	17.2	19.3	-	-	-	-	2.2
Somewhat vulnerable	3	-	-	-	-	-	-	36.6	35.8	-	-	-	-	4.4
Neither/ nor	4	-	-	-	-	-	-	21.3	19.7	-	-	-	-	2.5
Not so vulnerable	5	-	-	-	-	-	-	14.6	14.7	-	-	-	-	1.8
Not so much vulnerable	6	-	-	-	-	-	-	2.6	2.8	-	-	-	-	0.3
Not vulnerable at all	7	-	-	-	-	-	-	0.7	0.2	-	-	-	-	0.1
DK/NA	-8	-	-	-	-	-	-	0.2	0.0	-	-	-	-	0.0
IAP	-1	100.0	100.0	100.0	100.0	100.0	100.0	0.0	0.0	100.0	100.0	100.0	100.0	87.9
N		7276	1508	1599	1576	1535	1396	1294	1370	1051	1031	1205	1230	22071

\* SHOW CARD

\*\*\* Keyword: Government, Health, Food

**Table 1332 Vulnerability of Korean society: health risk – Mental-Health Threatening**

[Questionnaire] Please indicate the extent to which you think Korean society is vulnerable to each of the possible risks listed below... Health Risk... Mental-Health Threatening (Stress, Depression, Suicide, etc.)

[VAR] VULNERAB7

RESPONSE	PUNCH	03-07	2008	2009	2010	2011	2012	2013	2014	2016	2018	2021	2023	TOTAL
Totally vulnerable	1	-	-	-	-	-	-	8.9	12.0	-	-	-	-	1.3
Fairly vulnerable	2	-	-	-	-	-	-	23.1	26.7	-	-	-	-	3.0
Somewhat vulnerable	3	-	-	-	-	-	-	39.7	34.9	-	-	-	-	4.5
Neither/ nor	4	-	-	-	-	-	-	16.6	17.2	-	-	-	-	2.0
Not so vulnerable	5	-	-	-	-	-	-	9.8	7.6	-	-	-	-	1.0
Not so much vulnerable	6	-	-	-	-	-	-	1.2	1.4	-	-	-	-	0.2
Not vulnerable at all	7	-	-	-	-	-	-	0.5	0.2	-	-	-	-	0.0
DK/NA	-8	-	-	-	-	-	-	0.2	0.0	-	-	-	-	0.0
IAP	-1	100.0	100.0	100.0	100.0	100.0	100.0	0.0	0.0	100.0	100.0	100.0	100.0	87.9
N		7276	1508	1599	1576	1535	1396	1294	1370	1051	1031	1205	1230	22071

\* SHOW CARD

\*\*\* Keyword: Government, Health, Stress, Suicide



**Table 1333 Vulnerability of Korean society: health risk – Geriatric Diseases**

[Questionnaire] Please indicate the extent to which you think Korean society is vulnerable to each of the possible risks listed below... Health Risk... Geriatric Diseases (Cancer, Hypertension, Diabetes, Dementia, etc.)

[VAR] VULNERAB8

RESPONSE	PUNCH	03-07	2008	2009	2010	2011	2012	2013	2014	2016	2018	2021	2023	TOTAL
Totally vulnerable	1	-	-	-	-	-	-	5.6	7.1	-	-	-	-	0.8
Fairly vulnerable	2	-	-	-	-	-	-	17.1	21.7	-	-	-	-	2.4
Somewhat vulnerable	3	-	-	-	-	-	-	36.6	36.0	-	-	-	-	4.4
Neither/ nor	4	-	-	-	-	-	-	23.5	20.6	-	-	-	-	2.7
Not so vulnerable	5	-	-	-	-	-	-	14.0	11.5	-	-	-	-	1.5
Not so much vulnerable	6	-	-	-	-	-	-	2.2	2.6	-	-	-	-	0.3
Not vulnerable at all	7	-	-	-	-	-	-	0.7	0.6	-	-	-	-	0.1
DK/NA	-8	-	-	-	-	-	-	0.2	0.0	-	-	-	-	0.0
IAP	-1	100.0	100.0	100.0	100.0	100.0	100.0	0.0	0.0	100.0	100.0	100.0	100.0	87.9
N		7276	1508	1599	1576	1535	1396	1294	1370	1051	1031	1205	1230	22071

\* SHOW CARD

\*\*\* Keyword: Government, Health, Adult Disease, Hypertension

**Table 1334 Vulnerability of Korean society: life-cycle risk – Aging Anxiety**

[Questionnaire] Please indicate the extent to which you think Korean society is vulnerable to each of the possible risks listed below... Life-Cycle Risk... Aging Anxiety

[VAR] VULNERAB9

RESPONSE	PUNCH	03-07	2008	2009	2010	2011	2012	2013	2014	2016	2018	2021	2023	TOTAL
Totally vulnerable	1	-	-	-	-	-	-	12.5	12.7	-	-	-	-	1.5
Fairly vulnerable	2	-	-	-	-	-	-	26.3	26.4	-	-	-	-	3.2
Somewhat vulnerable	3	-	-	-	-	-	-	37.9	37.7	-	-	-	-	4.6
Neither/ nor	4	-	-	-	-	-	-	14.7	15.8	-	-	-	-	1.8
Not so vulnerable	5	-	-	-	-	-	-	7.1	5.8	-	-	-	-	0.8
Not so much vulnerable	6	-	-	-	-	-	-	0.8	1.5	-	-	-	-	0.1
Not vulnerable at all	7	-	-	-	-	-	-	0.5	0.1	-	-	-	-	0.0
DK/NA	-8	-	-	-	-	-	-	0.2	0.0	-	-	-	-	0.0
IAP	-1	100.0	100.0	100.0	100.0	100.0	100.0	0.0	0.0	100.0	100.0	100.0	100.0	87.9
N		7276	1508	1599	1576	1535	1396	1294	1370	1051	1031	1205	1230	22071

\* SHOW CARD

\*\*\* Keyword: Government, Anxious

**Table 1335 Vulnerability of Korean society: life-cycle risk – Family Disruption**

[Questionnaire] Please indicate the extent to which you think Korean society is vulnerable to each of the possible risks listed below... Life-Cycle Risk... Family Disruption (Divorce, Weakening of the Family Care Function, etc.)

[VAR] VULNERAB10

RESPONSE	PUNCH	03-07	2008	2009	2010	2011	2012	2013	2014	2016	2018	2021	2023	TOTAL
Totally vulnerable	1	-	-	-	-	-	-	8.9	8.5	-	-	-	-	1.1
Fairly vulnerable	2	-	-	-	-	-	-	24.9	24.3	-	-	-	-	3.0
Somewhat vulnerable	3	-	-	-	-	-	-	37.6	38.6	-	-	-	-	4.6
Neither/ nor	4	-	-	-	-	-	-	20.1	21.0	-	-	-	-	2.5
Not so vulnerable	5	-	-	-	-	-	-	7.0	6.4	-	-	-	-	0.8
Not so much vulnerable	6	-	-	-	-	-	-	0.7	0.7	-	-	-	-	0.1
Not vulnerable at all	7	-	-	-	-	-	-	0.5	0.5	-	-	-	-	0.1
DK/NA	-8	-	-	-	-	-	-	0.2	0.0	-	-	-	-	0.0
IAP	-1	100.0	100.0	100.0	100.0	100.0	100.0	0.0	0.0	100.0	100.0	100.0	100.0	87.9
N		7276	1508	1599	1576	1535	1396	1294	1370	1051	1031	1205	1230	22071

\* SHOW CARD

\*\*\* Keyword: Government, Family Members, Divorce, Support

**Table 1336 Vulnerability of Korean society: life-cycle risk – Low Birth rate**

[Questionnaire] Please indicate the extent to which you think Korean society is vulnerable to each of the possible risks listed below... Life-Cycle Risk... Low Fertility

[VAR] VULNERAB11

RESPONSE	PUNCH	03-07	2008	2009	2010	2011	2012	2013	2014	2016	2018	2021	2023	TOTAL
Totally vulnerable	1	-	-	-	-	-	-	13.1	16.3	-	-	-	-	1.8
Fairly vulnerable	2	-	-	-	-	-	-	28.4	27.7	-	-	-	-	3.4
Somewhat vulnerable	3	-	-	-	-	-	-	36.0	34.9	-	-	-	-	4.3
Neither/ nor	4	-	-	-	-	-	-	14.8	14.2	-	-	-	-	1.7
Not so vulnerable	5	-	-	-	-	-	-	6.1	5.6	-	-	-	-	0.7
Not so much vulnerable	6	-	-	-	-	-	-	0.9	0.9	-	-	-	-	0.1
Not vulnerable at all	7	-	-	-	-	-	-	0.5	0.3	-	-	-	-	0.0
DK/NA	-8	-	-	-	-	-	-	0.2	0.1	-	-	-	-	0.0
IAP	-1	100.0	100.0	100.0	100.0	100.0	100.0	0.0	0.0	100.0	100.0	100.0	100.0	87.9
N		7276	1508	1599	1576	1535	1396	1294	1370	1051	1031	1205	1230	22071

\* SHOW CARD

\*\*\* Keyword: Government, Low Birth-rate



**Table 1337 Vulnerability of Korean society: life-cycle risk – Population aging**

[Questionnaire] Please indicate the extent to which you think Korean society is vulnerable to each of the possible risks listed below... Life-Cycle Risk... Population Aging

[VAR] VULNERAB12

RESPONSE	PUNCH	03-07	2008	2009	2010	2011	2012	2013	2014	2016	2018	2021	2023	TOTAL
Totally vulnerable	1	-	-	-	-	-	-	14.7	16.4	-	-	-	-	1.9
Fairly vulnerable	2	-	-	-	-	-	-	28.7	30.1	-	-	-	-	3.6
Somewhat vulnerable	3	-	-	-	-	-	-	35.7	35.6	-	-	-	-	4.3
Neither/ nor	4	-	-	-	-	-	-	13.4	11.6	-	-	-	-	1.5
Not so vulnerable	5	-	-	-	-	-	-	6.3	5.4	-	-	-	-	0.7
Not so much vulnerable	6	-	-	-	-	-	-	0.7	0.4	-	-	-	-	0.1
Not vulnerable at all	7	-	-	-	-	-	-	0.2	0.4	-	-	-	-	0.0
DK/NA	-8	-	-	-	-	-	-	0.3	0.1	-	-	-	-	0.0
IAP	-1	100.0	100.0	100.0	100.0	100.0	100.0	0.0	0.0	100.0	100.0	100.0	100.0	87.9
N		7276	1508	1599	1576	1535	1396	1294	1370	1051	1031	1205	1230	22071

\* SHOW CARD

\*\*\* Keyword: Government, Aging

**Table 1338 Vulnerability of Korean society: social risk – Infringement on Individual Privacy**

[Questionnaire] Please indicate the extent to which you think Korean society is vulnerable to each of the possible risks listed below... Social Risk... Infringement on Individual Privacy (CCTV, Wiretapping, Hidden Camara, etc.)

[VAR] VULNERAB13

RESPONSE	PUNCH	03-07	2008	2009	2010	2011	2012	2013	2014	2016	2018	2021	2023	TOTAL
Totally vulnerable	1	-	-	-	-	-	-	7.6	9.5	-	-	-	-	1.0
Fairly vulnerable	2	-	-	-	-	-	-	17.5	21.0	-	-	-	-	2.3
Somewhat vulnerable	3	-	-	-	-	-	-	37.1	31.4	-	-	-	-	4.1
Neither/ nor	4	-	-	-	-	-	-	25.4	25.1	-	-	-	-	3.0
Not so vulnerable	5	-	-	-	-	-	-	9.3	10.6	-	-	-	-	1.2
Not so much vulnerable	6	-	-	-	-	-	-	2.2	1.7	-	-	-	-	0.2
Not vulnerable at all	7	-	-	-	-	-	-	0.7	0.7	-	-	-	-	0.1
DK/NA	-8	-	-	-	-	-	-	0.2	0.0	-	-	-	-	0.0
IAP	-1	100.0	100.0	100.0	100.0	100.0	100.0	0.0	0.0	100.0	100.0	100.0	100.0	87.9
N		7276	1508	1599	1576	1535	1396	1294	1370	1051	1031	1205	1230	22071

\* SHOW CARD

\*\*\* Keyword: Government, Privacy Invasion

**Table 1339 Vulnerability of Korean society: social risk – Violent Crime**

[Questionnaire] Please indicate the extent to which you think Korean society is vulnerable to each of the possible risks listed below... Social Risk... Violent Crime (Sexual Assault, Bullying at Schools, Family Violence, Robbery, Murder, etc.)

[VAR] VULNERAB14

RESPONSE	PUNCH	03-07	2008	2009	2010	2011	2012	2013	2014	2016	2018	2021	2023	TOTAL
Totally vulnerable	1	-	-	-	-	-	-	15.8	16.1	-	-	-	-	1.9
Fairly vulnerable	2	-	-	-	-	-	-	30.7	26.4	-	-	-	-	3.4
Somewhat vulnerable	3	-	-	-	-	-	-	32.9	31.8	-	-	-	-	3.9
Neither/ nor	4	-	-	-	-	-	-	12.5	16.3	-	-	-	-	1.7
Not so vulnerable	5	-	-	-	-	-	-	6.1	7.5	-	-	-	-	0.8
Not so much vulnerable	6	-	-	-	-	-	-	1.2	1.7	-	-	-	-	0.2
Not vulnerable at all	7	-	-	-	-	-	-	0.6	0.3	-	-	-	-	0.1
DK/NA	-8	-	-	-	-	-	-	0.2	0.0	-	-	-	-	0.0
IAP	-1	100.0	100.0	100.0	100.0	100.0	100.0	0.0	0.0	100.0	100.0	100.0	100.0	87.9
N		7276	1508	1599	1576	1535	1396	1294	1370	1051	1031	1205	1230	22071

\* SHOW CARD

\*\*\* Keyword: Government, Violence, Crime, Family, Murder

**Table 1340 Vulnerability of Korean society: social risk – Man-Made Accidents and Industrial Accidents**

[Questionnaire] Please indicate the extent to which you think Korean society is vulnerable to each of the possible risks listed below... Social Risk... Man-Made Accidents and Industrial Accidents (Car Accidents, Gas Explosion, Outflow of Chemical Materials, etc.)

[VAR] VULNERAB15

RESPONSE	PUNCH	03-07	2008	2009	2010	2011	2012	2013	2014	2016	2018	2021	2023	TOTAL
Totally vulnerable	1	-	-	-	-	-	-	6.3	9.4	-	-	-	-	1.0
Fairly vulnerable	2	-	-	-	-	-	-	19.8	22.3	-	-	-	-	2.5
Somewhat vulnerable	3	-	-	-	-	-	-	35.5	35.3	-	-	-	-	4.3
Neither/ nor	4	-	-	-	-	-	-	26.3	23.4	-	-	-	-	3.0
Not so vulnerable	5	-	-	-	-	-	-	10.5	7.9	-	-	-	-	1.1
Not so much vulnerable	6	-	-	-	-	-	-	1.1	1.5	-	-	-	-	0.2
Not vulnerable at all	7	-	-	-	-	-	-	0.3	0.2	-	-	-	-	0.0
DK/NA	-8	-	-	-	-	-	-	0.2	0.0	-	-	-	-	0.0
IAP	-1	100.0	100.0	100.0	100.0	100.0	100.0	0.0	0.0	100.0	100.0	100.0	100.0	87.9
N		7276	1508	1599	1576	1535	1396	1294	1370	1051	1031	1205	1230	22071

\* SHOW CARD

\*\*\* Keyword: Government, Man-Made Accidents, Industrial Accident, Accident



**Table 1341 Vulnerability of Korean society: social risk – Risks from Scientific and/or Information Technology**

[Questionnaire] Please indicate the extent to which you think Korean society is vulnerable to each of the possible risks listed below... Social Risk... Risks from Scientific and/or Information Technology (Gene Cloning, Computer Virus, Leak of Individual Information, etc.)

[VAR] VULNERAB16

RESPONSE	PUNCH	03-07	2008	2009	2010	2011	2012	2013	2014	2016	2018	2021	2023	TOTAL
Totally vulnerable	1	-	-	-	-	-	-	6.9	12.6	-	-	-	-	1.2
Fairly vulnerable	2	-	-	-	-	-	-	19.9	22.6	-	-	-	-	2.6
Somewhat vulnerable	3	-	-	-	-	-	-	31.4	30.1	-	-	-	-	3.7
Neither/ nor	4	-	-	-	-	-	-	25.7	23.6	-	-	-	-	3.0
Not so vulnerable	5	-	-	-	-	-	-	11.8	8.8	-	-	-	-	1.2
Not so much vulnerable	6	-	-	-	-	-	-	3.0	1.7	-	-	-	-	0.3
Not vulnerable at all	7	-	-	-	-	-	-	1.0	0.6	-	-	-	-	0.1
DK/NA	-8	-	-	-	-	-	-	0.2	0.0	-	-	-	-	0.0
IAP	-1	100.0	100.0	100.0	100.0	100.0	100.0	0.0	0.0	100.0	100.0	100.0	100.0	87.9
N		7276	1508	1599	1576	1535	1396	1294	1370	1051	1031	1205	1230	22071

\* SHOW CARD

\*\*\* Keyword: Government, Science, Technology, Information

**Table 1342 Vulnerability of Korean society: economic risk – Unemployment and Poverty**

[Questionnaire] Please indicate the extent to which you think Korean society is vulnerable to each of the possible risks listed below... Social Risk... Unemployment and Poverty

[VAR] VULNERAB17

RESPONSE	PUNCH	03-07	2008	2009	2010	2011	2012	2013	2014	2016	2018	2021	2023	TOTAL
Totally vulnerable	1	-	-	-	-	-	-	12.1	11.5	-	-	-	-	1.4
Fairly vulnerable	2	-	-	-	-	-	-	26.6	26.0	-	-	-	-	3.2
Somewhat vulnerable	3	-	-	-	-	-	-	37.4	39.2	-	-	-	-	4.6
Neither/ nor	4	-	-	-	-	-	-	16.6	17.4	-	-	-	-	2.0
Not so vulnerable	5	-	-	-	-	-	-	6.0	5.0	-	-	-	-	0.7
Not so much vulnerable	6	-	-	-	-	-	-	0.8	0.7	-	-	-	-	0.1
Not vulnerable at all	7	-	-	-	-	-	-	0.3	0.2	-	-	-	-	0.0
DK/NA	-8	-	-	-	-	-	-	0.3	0.0	-	-	-	-	0.0
IAP	-1	100.0	100.0	100.0	100.0	100.0	100.0	0.0	0.0	100.0	100.0	100.0	100.0	87.9
N		7276	1508	1599	1576	1535	1396	1294	1370	1051	1031	1205	1230	22071

\* SHOW CARD

\*\*\* Keyword: Government, Poverty

**Table 1343 Vulnerability of Korean society: economic risk – Housing Price Instability**

[Questionnaire] Please indicate the extent to which you think Korean society is vulnerable to each of the possible risks listed below... Social Risk... Housing Price Instability (Sudden Rise or Fall)

[VAR] VULNERAB18

RESPONSE	PUNCH	03-07	2008	2009	2010	2011	2012	2013	2014	2016	2018	2021	2023	TOTAL
Totally vulnerable	1	-	-	-	-	-	-	11.9	13.2	-	-	-	-	1.5
Fairly vulnerable	2	-	-	-	-	-	-	28.4	25.7	-	-	-	-	3.3
Somewhat vulnerable	3	-	-	-	-	-	-	35.4	37.6	-	-	-	-	4.4
Neither/ nor	4	-	-	-	-	-	-	18.4	17.5	-	-	-	-	2.2
Not so vulnerable	5	-	-	-	-	-	-	4.6	5.3	-	-	-	-	0.6
Not so much vulnerable	6	-	-	-	-	-	-	0.6	0.5	-	-	-	-	0.1
Not vulnerable at all	7	-	-	-	-	-	-	0.3	0.1	-	-	-	-	0.0
DK/NA	-8	-	-	-	-	-	-	0.5	0.0	-	-	-	-	0.0
IAP	-1	100.0	100.0	100.0	100.0	100.0	100.0	0.0	0.0	100.0	100.0	100.0	100.0	87.9
N		7276	1508	1599	1576	1535	1396	1294	1370	1051	1031	1205	1230	22071

\* SHOW CARD

\*\*\* Keyword: Government, Anxious

**Table 1344 Vulnerability of Korean society: economic risk – Financial Instability**

[Questionnaire] Please indicate the extent to which you think Korean society is vulnerable to each of the possible risks listed below... Social Risk... Financing Instability (National or Household Debts, Dropping of Stock Price, Soaring of Money Exchange Rate, etc.)

[VAR] VULNERAB19

RESPONSE	PUNCH	03-07	2008	2009	2010	2011	2012	2013	2014	2016	2018	2021	2023	TOTAL
Totally vulnerable	1	-	-	-	-	-	-	9.4	11.5	-	-	-	-	1.3
Fairly vulnerable	2	-	-	-	-	-	-	23.5	23.1	-	-	-	-	2.8
Somewhat vulnerable	3	-	-	-	-	-	-	35.3	33.7	-	-	-	-	4.2
Neither/ nor	4	-	-	-	-	-	-	24.5	23.7	-	-	-	-	2.9
Not so vulnerable	5	-	-	-	-	-	-	6.4	6.2	-	-	-	-	0.8
Not so much vulnerable	6	-	-	-	-	-	-	0.5	1.4	-	-	-	-	0.1
Not vulnerable at all	7	-	-	-	-	-	-	0.2	0.4	-	-	-	-	0.0
DK/NA	-8	-	-	-	-	-	-	0.2	0.0	-	-	-	-	0.0
IAP	-1	100.0	100.0	100.0	100.0	100.0	100.0	0.0	0.0	100.0	100.0	100.0	100.0	87.9
N		7276	1508	1599	1576	1535	1396	1294	1370	1051	1031	1205	1230	22071

\* SHOW CARD

\*\*\* Keyword: Government, Anxious, Debt



**Table 1345 Vulnerability of Korean society: economic risk – Economic Recession and Slowdown of Economic Growth**

[Questionnaire] Please indicate the extent to which you think Korean society is vulnerable to each of the possible risks listed below... Social Risk... Economic Recession and Slowdown of Economic Growth

[VAR] VULNERAB20

RESPONSE	PUNCH	03-07	2008	2009	2010	2011	2012	2013	2014	2016	2018	2021	2023	TOTAL
Totally vulnerable	1	-	-	-	-	-	-	10.8	10.1	-	-	-	-	1.3
Fairly vulnerable	2	-	-	-	-	-	-	24.1	23.3	-	-	-	-	2.9
Somewhat vulnerable	3	-	-	-	-	-	-	34.1	38.0	-	-	-	-	4.4
Neither/ nor	4	-	-	-	-	-	-	23.2	21.4	-	-	-	-	2.7
Not so vulnerable	5	-	-	-	-	-	-	6.6	6.1	-	-	-	-	0.8
Not so much vulnerable	6	-	-	-	-	-	-	0.7	1.0	-	-	-	-	0.1
Not vulnerable at all	7	-	-	-	-	-	-	0.2	0.1	-	-	-	-	0.0
DK/NA	-8	-	-	-	-	-	-	0.2	0.0	-	-	-	-	0.0
IAP	-1	100.0	100.0	100.0	100.0	100.0	100.0	0.0	0.0	100.0	100.0	100.0	100.0	87.9
N		7276	1508	1599	1576	1535	1396	1294	1370	1051	1031	1205	1230	22071

\* SHOW CARD

\*\*\* Keyword: Government

**Table 1346 Vulnerability of Korean society: political/international relations risk – Threatening by North Korea**

[Questionnaire] Please indicate the extent to which you think Korean society is vulnerable to each of the possible risks listed below... Political / International Relations Risk... Threatening by North Korea (Local or All-Out Warfare) and North Korean Nuclear Problem

[VAR] VULNERAB21

RESPONSE	PUNCH	03-07	2008	2009	2010	2011	2012	2013	2014	2016	2018	2021	2023	TOTAL
Totally vulnerable	1	-	-	-	-	-	-	9.4	10.4	-	-	-	-	1.2
Fairly vulnerable	2	-	-	-	-	-	-	23.6	20.1	-	-	-	-	2.6
Somewhat vulnerable	3	-	-	-	-	-	-	29.7	31.8	-	-	-	-	3.7
Neither/ nor	4	-	-	-	-	-	-	20.2	22.9	-	-	-	-	2.6
Not so vulnerable	5	-	-	-	-	-	-	13.5	10.6	-	-	-	-	1.4
Not so much vulnerable	6	-	-	-	-	-	-	2.4	3.7	-	-	-	-	0.4
Not vulnerable at all	7	-	-	-	-	-	-	1.0	0.5	-	-	-	-	0.1
DK/NA	-8	-	-	-	-	-	-	0.2	0.0	-	-	-	-	0.0
IAP	-1	100.0	100.0	100.0	100.0	100.0	100.0	0.0	0.0	100.0	100.0	100.0	100.0	87.9
N		7276	1508	1599	1576	1535	1396	1294	1370	1051	1031	1205	1230	22071

\* SHOW CARD

\*\*\* Keyword: Government, North Korea

**Table 1347 Vulnerability of Korean society: political/international relations risk – Infringement on Individual Human Right and Freedom by the government**

[Questionnaire] Please indicate the extent to which you think Korean society is vulnerable to each of the possible risks listed below... Political / International Relations Risk... Infringement on Individual Human Right and Freedom by the Nation-State

[VAR] VULNERAB22

RESPONSE	PUNCH	03-07	2008	2009	2010	2011	2012	2013	2014	2016	2018	2021	2023	TOTAL
Totally vulnerable	1	-	-	-	-	-	-	4.7	7.1	-	-	-	-	0.7
Fairly vulnerable	2	-	-	-	-	-	-	12.8	16.4	-	-	-	-	1.8
Somewhat vulnerable	3	-	-	-	-	-	-	28.2	26.2	-	-	-	-	3.3
Neither/ nor	4	-	-	-	-	-	-	33.9	31.4	-	-	-	-	3.9
Not so vulnerable	5	-	-	-	-	-	-	16.4	15.2	-	-	-	-	1.9
Not so much vulnerable	6	-	-	-	-	-	-	2.9	3.1	-	-	-	-	0.4
Not vulnerable at all	7	-	-	-	-	-	-	0.8	0.6	-	-	-	-	0.1
DK/NA	-8	-	-	-	-	-	-	0.2	0.0	-	-	-	-	0.0
IAP	-1	100.0	100.0	100.0	100.0	100.0	100.0	0.0	0.0	100.0	100.0	100.0	100.0	87.9
N		7276	1508	1599	1576	1535	1396	1294	1370	1051	1031	1205	1230	22071

\* SHOW CARD

\*\*\* Keyword: Government, Infringement on Individual Human Right and Freedom

**Table 1348 Vulnerability of Korean society: political/international relations risk – Restraint and Intimidation by Neighboring Powers**

[Questionnaire] Please indicate the extent to which you think Korean society is vulnerable to each of the possible risks listed below... Political / International Relations Risk... Restraint and Intimidation by Neighboring Powers (China, Japan, Russia, U.S. etc.)

[VAR] VULNERAB23

RESPONSE	PUNCH	03-07	2008	2009	2010	2011	2012	2013	2014	2016	2018	2021	2023	TOTAL
Totally vulnerable	1	-	-	-	-	-	-	5.5	7.8	-	-	-	-	0.8
Fairly vulnerable	2	-	-	-	-	-	-	14.3	14.2	-	-	-	-	1.7
Somewhat vulnerable	3	-	-	-	-	-	-	29.4	28.2	-	-	-	-	3.5
Neither/ nor	4	-	-	-	-	-	-	32.1	32.9	-	-	-	-	3.9
Not so vulnerable	5	-	-	-	-	-	-	15.3	13.3	-	-	-	-	1.7
Not so much vulnerable	6	-	-	-	-	-	-	2.3	2.8	-	-	-	-	0.3
Not vulnerable at all	7	-	-	-	-	-	-	0.9	0.7	-	-	-	-	0.1
DK/NA	-8	-	-	-	-	-	-	0.3	0.1	-	-	-	-	0.0
IAP	-1	100.0	100.0	100.0	100.0	100.0	100.0	0.0	0.0	100.0	100.0	100.0	100.0	87.9
N		7276	1508	1599	1576	1535	1396	1294	1370	1051	1031	1205	1230	22071

\* SHOW CARD

\*\*\* Keyword: Government, Powerful Nations



**Table 1349 Vulnerability of Korean society: political/international relations risk – Crisis of Democracy Resulting from Political and Economic Powers**

[Questionnaire] Please indicate the extent to which you think Korean society is vulnerable to each of the possible risks listed below... Political / International Relations Risk... Crisis of Democracy Resulting from Political and Economic Powers

[VAR] VULNERAB24

RESPONSE	PUNCH	03-07	2008	2009	2010	2011	2012	2013	2014	2016	2018	2021	2023	TOTAL
Totally vulnerable	1	-	-	-	-	-	-	6.3	7.7	-	-	-	-	0.8
Fairly vulnerable	2	-	-	-	-	-	-	16.0	13.9	-	-	-	-	1.8
Somewhat vulnerable	3	-	-	-	-	-	-	25.6	28.5	-	-	-	-	3.3
Neither/ nor	4	-	-	-	-	-	-	34.0	34.2	-	-	-	-	4.1
Not so vulnerable	5	-	-	-	-	-	-	14.1	12.6	-	-	-	-	1.6
Not so much vulnerable	6	-	-	-	-	-	-	2.8	2.8	-	-	-	-	0.3
Not vulnerable at all	7	-	-	-	-	-	-	0.9	0.4	-	-	-	-	0.1
DK/NA	-8	-	-	-	-	-	-	0.3	0.0	-	-	-	-	0.0
IAP	-1	100.0	100.0	100.0	100.0	100.0	100.0	0.0	0.0	100.0	100.0	100.0	100.0	87.9
N		7276	1508	1599	1576	1535	1396	1294	1370	1051	1031	1205	1230	22071

\* SHOW CARD

\*\*\* Keyword: Government, Political Power, Democracy

**Table 1350 Vulnerability of Korean society: environmental risk – Accident in Nuclear Power Stations**

[Questionnaire] Please indicate the extent to which you think Korean society is vulnerable to each of the possible risks listed below... Environmental Risk... Accident in Nuclear Power Stations (Leaking of Radioactive Materials, etc.)

[VAR] VULNERAB25

RESPONSE	PUNCH	03-07	2008	2009	2010	2011	2012	2013	2014	2016	2018	2021	2023	TOTAL
Totally vulnerable	1	-	-	-	-	-	-	11.7	15.5	-	-	-	-	1.7
Fairly vulnerable	2	-	-	-	-	-	-	21.6	18.5	-	-	-	-	2.4
Somewhat vulnerable	3	-	-	-	-	-	-	31.1	32.4	-	-	-	-	3.8
Neither/ nor	4	-	-	-	-	-	-	21.6	22.7	-	-	-	-	2.7
Not so vulnerable	5	-	-	-	-	-	-	11.1	9.1	-	-	-	-	1.2
Not so much vulnerable	6	-	-	-	-	-	-	2.5	1.4	-	-	-	-	0.2
Not vulnerable at all	7	-	-	-	-	-	-	0.1	0.4	-	-	-	-	0.0
DK/NA	-8	-	-	-	-	-	-	0.3	0.0	-	-	-	-	0.0
IAP	-1	100.0	100.0	100.0	100.0	100.0	100.0	0.0	0.0	100.0	100.0	100.0	100.0	87.9
N		7276	1508	1599	1576	1535	1396	1294	1370	1051	1031	1205	1230	22071

\* SHOW CARD

\*\*\* Keyword: Government, Accident

**Table 1351 Vulnerability of Korean society: environmental risk – Environmental Contamination**

[Questionnaire] Please indicate the extent to which you think Korean society is vulnerable to each of the possible risks listed below... Environmental Risk... Environmental Contamination (Water, Air, Noise, etc.)

[VAR] VULNERAB26

RESPONSE	PUNCH	03-07	2008	2009	2010	2011	2012	2013	2014	2016	2018	2021	2023	TOTAL
Totally vulnerable	1	-	-	-	-	-	-	9.6	13.0	-	-	-	-	1.4
Fairly vulnerable	2	-	-	-	-	-	-	24.8	21.1	-	-	-	-	2.8
Somewhat vulnerable	3	-	-	-	-	-	-	34.1	36.4	-	-	-	-	4.3
Neither/ nor	4	-	-	-	-	-	-	21.2	18.9	-	-	-	-	2.4
Not so vulnerable	5	-	-	-	-	-	-	8.9	9.3	-	-	-	-	1.1
Not so much vulnerable	6	-	-	-	-	-	-	1.0	1.2	-	-	-	-	0.1
Not vulnerable at all	7	-	-	-	-	-	-	0.2	0.1	-	-	-	-	0.0
DK/NA	-8	-	-	-	-	-	-	0.3	0.0	-	-	-	-	0.0
IAP	-1	100.0	100.0	100.0	100.0	100.0	100.0	0.0	0.0	100.0	100.0	100.0	100.0	87.9
N		7276	1508	1599	1576	1535	1396	1294	1370	1051	1031	1205	1230	22071

\* SHOW CARD

\*\*\* Keyword: Government, Environment

**Table 1352 Vulnerability of Korean society: environmental risk – Shortage and Exhaustion of Natural Resources**

[Questionnaire] Please indicate the extent to which you think Korean society is vulnerable to each of the possible risks listed below... Environmental Risk... Shortage and Exhaustion of Natural Resources (Water, Energy, etc.)

[VAR] VULNERAB27

RESPONSE	PUNCH	03-07	2008	2009	2010	2011	2012	2013	2014	2016	2018	2021	2023	TOTAL
Totally vulnerable	1	-	-	-	-	-	-	9.0	13.1	-	-	-	-	1.3
Fairly vulnerable	2	-	-	-	-	-	-	22.8	19.6	-	-	-	-	2.6
Somewhat vulnerable	3	-	-	-	-	-	-	34.6	34.1	-	-	-	-	4.1
Neither/ nor	4	-	-	-	-	-	-	22.3	21.6	-	-	-	-	2.6
Not so vulnerable	5	-	-	-	-	-	-	9.0	9.6	-	-	-	-	1.1
Not so much vulnerable	6	-	-	-	-	-	-	1.5	1.9	-	-	-	-	0.2
Not vulnerable at all	7	-	-	-	-	-	-	0.6	0.1	-	-	-	-	0.0
DK/NA	-8	-	-	-	-	-	-	0.3	0.0	-	-	-	-	0.0
IAP	-1	100.0	100.0	100.0	100.0	100.0	100.0	0.0	0.0	100.0	100.0	100.0	100.0	87.9
N		7276	1508	1599	1576	1535	1396	1294	1370	1051	1031	1205	1230	22071

\* SHOW CARD

\*\*\* Keyword: Government, Environment, Resource, Energy



**Table 1353 Vulnerability of Korean society: environmental risk – Storage and Management of Radioactive Wastes**

[Questionnaire] Please indicate the extent to which you think Korean society is vulnerable to each of the possible risks listed below... Environmental Risk... Storage and Management of Radioactive Wastes

[VAR] VULNERAB28

RESPONSE	PUNCH	03-07	2008	2009	2010	2011	2012	2013	2014	2016	2018	2021	2023	TOTAL
Totally vulnerable	1	-	-	-	-	-	-	9.7	14.2	-	-	-	-	1.5
Fairly vulnerable	2	-	-	-	-	-	-	18.5	18.7	-	-	-	-	2.2
Somewhat vulnerable	3	-	-	-	-	-	-	29.0	28.1	-	-	-	-	3.4
Neither/ nor	4	-	-	-	-	-	-	27.6	28.0	-	-	-	-	3.4
Not so vulnerable	5	-	-	-	-	-	-	10.7	9.1	-	-	-	-	1.2
Not so much vulnerable	6	-	-	-	-	-	-	3.6	1.2	-	-	-	-	0.3
Not vulnerable at all	7	-	-	-	-	-	-	0.6	0.5	-	-	-	-	0.1
DK/NA	-8	-	-	-	-	-	-	0.3	0.0	-	-	-	-	0.0
IAP	-1	100.0	100.0	100.0	100.0	100.0	100.0	0.0	0.0	100.0	100.0	100.0	100.0	87.9
N		7276	1508	1599	1576	1535	1396	1294	1370	1051	1031	1205	1230	22071

\* SHOW CARD

\*\*\* Keyword: Government, Waste

**Table 1354 Foremost vulnerable risk to South Korean society**

[Questionnaire] Then, what are two of the most kinds of risks to which you think Korean society is vulnerable among the above?

[VAR] COPE2

RESPONSE	PUNCH	03-07	2008	2009	2010	2011	2012	2013	2014	2016	2018	2021	2023	TOTAL
Natural risk	1	-	-	-	-	-	-	9.5	-	-	-	-	-	0.6
Health risk	2	-	-	-	-	-	-	4.5	-	-	-	-	-	0.3
Life-cycle risk	3	-	-	-	-	-	-	13.3	-	-	-	-	-	0.8
Social risk	4	-	-	-	-	-	-	15.9	-	-	-	-	-	0.9
Economic risk	5	-	-	-	-	-	-	25.6	-	-	-	-	-	1.5
Political / International relations risk	6	-	-	-	-	-	-	14.8	-	-	-	-	-	0.9
Environmental risk	7	-	-	-	-	-	-	16.1	-	-	-	-	-	0.9
DK/NA	-8	-	-	-	-	-	-	0.3	-	-	-	-	-	0.0
IAP	-1	100.0	100.0	100.0	100.0	100.0	100.0	0.0	100.0	100.0	100.0	100.0	100.0	94.1
N		7276	1508	1599	1576	1535	1396	1294	1370	1051	1031	1205	1230	22071

\* SHOW CARD

**Table 1355 Likelihood to occur to R: natural risk – flood and typhoon**

[Questionnaire] Please indicate the extent to which you think each of the possible risks listed below is likely to occur to yourself... Natural Risk... Flood and Typhoon

[VAR] HAZA1

RESPONSE	PUNCH	03-07	2008	2009	2010	2011	2012	2013	2014	2016	2018	2021	2023	TOTAL
Extremely likely	1	-	-	-	-	-	-	2.3	2.5	-	-	-	-	0.3
Fairly likely	2	-	-	-	-	-	-	5.3	5.8	-	-	-	-	0.7
Somewhat likely	3	-	-	-	-	-	-	16.4	23.4	-	-	-	-	2.4
Neither/ nor	4	-	-	-	-	-	-	21.6	22.4	-	-	-	-	2.7
Not so likely	5	-	-	-	-	-	-	35.5	34.6	-	-	-	-	4.2
Not so much likely	6	-	-	-	-	-	-	12.5	7.7	-	-	-	-	1.2
Not likely at all	7	-	-	-	-	-	-	6.0	3.7	-	-	-	-	0.6
DK/NA	-8	-	-	-	-	-	-	0.2	0.0	-	-	-	-	0.0
IAP	-1	100.0	100.0	100.0	100.0	100.0	100.0	0.0	0.0	100.0	100.0	100.0	100.0	87.9
N		7276	1508	1599	1576	1535	1396	1294	1370	1051	1031	1205	1230	22071

\* SHOW CARD

\*\*\* Keyword: Government, Natural Disaster, Flood and Typhoon

**Table 1356 Likelihood to occur to R: natural risk – Radical Climate Change**

[Questionnaire] Please indicate the extent to which you think each of the possible risks listed below is likely to occur to yourself... Natural Risk... Radical Climate Change (Rise in the World's Temperature)

[VAR] HAZA2

RESPONSE	PUNCH	03-07	2008	2009	2010	2011	2012	2013	2014	2016	2018	2021	2023	TOTAL
Extremely likely	1	-	-	-	-	-	-	3.7	2.9	-	-	-	-	0.4
Fairly likely	2	-	-	-	-	-	-	8.7	9.9	-	-	-	-	1.1
Somewhat likely	3	-	-	-	-	-	-	27.5	31.3	-	-	-	-	3.6
Neither/ nor	4	-	-	-	-	-	-	23.8	25.3	-	-	-	-	3.0
Not so likely	5	-	-	-	-	-	-	24.3	22.1	-	-	-	-	2.8
Not so much likely	6	-	-	-	-	-	-	8.7	6.6	-	-	-	-	0.9
Not likely at all	7	-	-	-	-	-	-	2.9	1.8	-	-	-	-	0.3
DK/NA	-8	-	-	-	-	-	-	0.2	0.0	-	-	-	-	0.0
IAP	-1	100.0	100.0	100.0	100.0	100.0	100.0	0.0	0.0	100.0	100.0	100.0	100.0	87.9
N		7276	1508	1599	1576	1535	1396	1294	1370	1051	1031	1205	1230	22071

\* SHOW CARD

\*\*\* Keyword: Government, Natural Disaster, Drastic Weather Change



**Table 1357 Likelihood to occur to R: natural risk – Yellow Sand and Drought**

[Questionnaire] Please indicate the extent to which you think each of the possible risks listed below is likely to occur to yourself... Natural Risk... Yellow Sand and Drought

[VAR] HAZA3

RESPONSE	PUNCH	03-07	2008	2009	2010	2011	2012	2013	2014	2016	2018	2021	2023	TOTAL
Extremely likely	1	-	-	-	-	-	-	2.6	3.4	-	-	-	-	0.4
Fairly likely	2	-	-	-	-	-	-	6.7	9.5	-	-	-	-	1.0
Somewhat likely	3	-	-	-	-	-	-	23.0	30.4	-	-	-	-	3.2
Neither/ nor	4	-	-	-	-	-	-	25.1	22.4	-	-	-	-	2.9
Not so likely	5	-	-	-	-	-	-	28.7	24.5	-	-	-	-	3.2
Not so much likely	6	-	-	-	-	-	-	10.3	6.9	-	-	-	-	1.0
Not likely at all	7	-	-	-	-	-	-	3.4	2.8	-	-	-	-	0.4
DK/NA	-8	-	-	-	-	-	-	0.2	0.0	-	-	-	-	0.0
IAP	-1	100.0	100.0	100.0	100.0	100.0	100.0	0.0	0.0	100.0	100.0	100.0	100.0	87.9
N		7276	1508	1599	1576	1535	1396	1294	1370	1051	1031	1205	1230	22071

\* SHOW CARD

\*\*\* Keyword: Government, Natural Disaster, Sand Storm, Drought

**Table 1358 Likelihood to occur to R: natural risk – Earthquake and Tsunami**

[Questionnaire] Please indicate the extent to which you think each of the possible risks listed below is likely to occur to yourself... Natural Risk... Earthquake and Tsunami

[VAR] HAZA4

RESPONSE	PUNCH	03-07	2008	2009	2010	2011	2012	2013	2014	2016	2018	2021	2023	TOTAL
Extremely likely	1	-	-	-	-	-	-	2.3	3.1	-	-	-	-	0.3
Fairly likely	2	-	-	-	-	-	-	3.9	4.0	-	-	-	-	0.5
Somewhat likely	3	-	-	-	-	-	-	11.8	15.3	-	-	-	-	1.6
Neither/ nor	4	-	-	-	-	-	-	24.5	25.1	-	-	-	-	3.0
Not so likely	5	-	-	-	-	-	-	31.4	31.4	-	-	-	-	3.8
Not so much likely	6	-	-	-	-	-	-	16.2	15.2	-	-	-	-	1.9
Not likely at all	7	-	-	-	-	-	-	9.7	5.8	-	-	-	-	0.9
DK/NA	-8	-	-	-	-	-	-	0.2	0.0	-	-	-	-	0.0
IAP	-1	100.0	100.0	100.0	100.0	100.0	100.0	0.0	0.0	100.0	100.0	100.0	100.0	87.9
N		7276	1508	1599	1576	1535	1396	1294	1370	1051	1031	1205	1230	22071

\* SHOW CARD

\*\*\* Keyword: Government, Natural Disaster, Earthquake and Tsunami

**Table 1359 Likelihood to occur to R: health risk – Epidemic**

[Questionnaire] Please indicate the extent to which you think each of the possible risks listed below is likely to occur to yourself... Health Risk... Epidemic (Seasonal/Swine Flu, Tuberculosis, Avian Influenza, etc.)

[VAR] HAZA5

RESPONSE	PUNCH	03-07	2008	2009	2010	2011	2012	2013	2014	2016	2018	2021	2023	TOTAL
Extremely likely	1	-	-	-	-	-	-	1.7	2.6	-	-	-	-	0.3
Fairly likely	2	-	-	-	-	-	-	7.1	7.2	-	-	-	-	0.9
Somewhat likely	3	-	-	-	-	-	-	23.0	27.1	-	-	-	-	3.0
Neither/ nor	4	-	-	-	-	-	-	28.8	27.8	-	-	-	-	3.4
Not so likely	5	-	-	-	-	-	-	26.6	26.7	-	-	-	-	3.2
Not so much likely	6	-	-	-	-	-	-	9.6	6.8	-	-	-	-	1.0
Not likely at all	7	-	-	-	-	-	-	3.0	1.8	-	-	-	-	0.3
DK/NA	-8	-	-	-	-	-	-	0.2	0.1	-	-	-	-	0.0
IAP	-1	100.0	100.0	100.0	100.0	100.0	100.0	0.0	0.0	100.0	100.0	100.0	100.0	87.9
N		7276	1508	1599	1576	1535	1396	1294	1370	1051	1031	1205	1230	22071

\* SHOW CARD

\*\*\* Keyword: Government, Health, Infectious Disease

**Table 1360 Likelihood to occur to R: health risk – Food Risk**

[Questionnaire] Please indicate the extent to which you think each of the possible risks listed below is likely to occur to yourself... Health Risk... Food Risk (Genetically Modified Foods, Food Poisoning, Pesticide or Chemical Residues, Endocrine Disruptors, Cheating on the Place of Food's Origin, etc.)

[VAR] HAZA6

RESPONSE	PUNCH	03-07	2008	2009	2010	2011	2012	2013	2014	2016	2018	2021	2023	TOTAL
Extremely likely	1	-	-	-	-	-	-	4.8	4.5	-	-	-	-	0.6
Fairly likely	2	-	-	-	-	-	-	10.7	11.2	-	-	-	-	1.3
Somewhat likely	3	-	-	-	-	-	-	32.4	35.3	-	-	-	-	4.1
Neither/ nor	4	-	-	-	-	-	-	23.9	22.1	-	-	-	-	2.8
Not so likely	5	-	-	-	-	-	-	19.9	19.5	-	-	-	-	2.4
Not so much likely	6	-	-	-	-	-	-	6.0	5.7	-	-	-	-	0.7
Not likely at all	7	-	-	-	-	-	-	2.1	1.7	-	-	-	-	0.2
DK/NA	-8	-	-	-	-	-	-	0.2	0.0	-	-	-	-	0.0
IAP	-1	100.0	100.0	100.0	100.0	100.0	100.0	0.0	0.0	100.0	100.0	100.0	100.0	87.9
N		7276	1508	1599	1576	1535	1396	1294	1370	1051	1031	1205	1230	22071

\* SHOW CARD

\*\*\* Keyword: Government, Health, Food



**Table 1361 Likelihood to occur to R: health risk – Mental-Health Threatening**

[Questionnaire] Please indicate the extent to which you think each of the possible risks listed below is likely to occur to yourself... Health Risk... Mental-Health Threatening (Stress, Depression, Suicide, etc.)

[VAR] HAZA7

RESPONSE	PUNCH	03-07	2008	2009	2010	2011	2012	2013	2014	2016	2018	2021	2023	TOTAL
Extremely likely	1	-	-	-	-	-	-	3.7	4.5	-	-	-	-	0.5
Fairly likely	2	-	-	-	-	-	-	12.0	10.8	-	-	-	-	1.4
Somewhat likely	3	-	-	-	-	-	-	25.4	30.9	-	-	-	-	3.4
Neither/ nor	4	-	-	-	-	-	-	24.2	22.3	-	-	-	-	2.8
Not so likely	5	-	-	-	-	-	-	23.1	20.6	-	-	-	-	2.6
Not so much likely	6	-	-	-	-	-	-	7.7	7.7	-	-	-	-	0.9
Not likely at all	7	-	-	-	-	-	-	3.7	3.2	-	-	-	-	0.4
DK/NA	-8	-	-	-	-	-	-	0.2	0.0	-	-	-	-	0.0
IAP	-1	100.0	100.0	100.0	100.0	100.0	100.0	0.0	0.0	100.0	100.0	100.0	100.0	87.9
N		7276	1508	1599	1576	1535	1396	1294	1370	1051	1031	1205	1230	22071

\* SHOW CARD

\*\*\* Keyword: Government, Health, Stress, Suicide

**Table 1362 Likelihood to occur to R: health risk – Geriatric Diseases**

[Questionnaire] Please indicate the extent to which you think each of the possible risks listed below is likely to occur to yourself... Health Risk... Geriatric Diseases (Cancer, Hypertension, Diabetes, Dementia, etc.)

[VAR] HAZA8

RESPONSE	PUNCH	03-07	2008	2009	2010	2011	2012	2013	2014	2016	2018	2021	2023	TOTAL
Extremely likely	1	-	-	-	-	-	-	4.4	4.7	-	-	-	-	0.5
Fairly likely	2	-	-	-	-	-	-	12.8	12.9	-	-	-	-	1.5
Somewhat likely	3	-	-	-	-	-	-	31.9	36.2	-	-	-	-	4.1
Neither/ nor	4	-	-	-	-	-	-	21.8	22.7	-	-	-	-	2.7
Not so likely	5	-	-	-	-	-	-	19.7	16.5	-	-	-	-	2.2
Not so much likely	6	-	-	-	-	-	-	6.4	5.4	-	-	-	-	0.7
Not likely at all	7	-	-	-	-	-	-	2.8	1.6	-	-	-	-	0.3
DK/NA	-8	-	-	-	-	-	-	0.2	0.0	-	-	-	-	0.0
IAP	-1	100.0	100.0	100.0	100.0	100.0	100.0	0.0	0.0	100.0	100.0	100.0	100.0	87.9
N		7276	1508	1599	1576	1535	1396	1294	1370	1051	1031	1205	1230	22071

\* SHOW CARD

\*\*\* Keyword: Government, Health, Adult Disease, Hypertension

**Table 1363 Likelihood to occur to R: life-cycle risk – Aging Anxiety**

[Questionnaire] Please indicate the extent to which you think each of the possible risks listed below is likely to occur to yourself... Life-Cycle Risk... Aging Anxiety

[VAR] HAZA9

RESPONSE	PUNCH	03-07	2008	2009	2010	2011	2012	2013	2014	2016	2018	2021	2023	TOTAL
Extremely likely	1	-	-	-	-	-	-	8.5	6.5	-	-	-	-	0.9
Fairly likely	2	-	-	-	-	-	-	15.5	16.3	-	-	-	-	1.9
Somewhat likely	3	-	-	-	-	-	-	31.6	33.6	-	-	-	-	3.9
Neither/ nor	4	-	-	-	-	-	-	22.2	19.9	-	-	-	-	2.5
Not so likely	5	-	-	-	-	-	-	14.0	15.4	-	-	-	-	1.8
Not so much likely	6	-	-	-	-	-	-	5.3	5.8	-	-	-	-	0.7
Not likely at all	7	-	-	-	-	-	-	2.7	2.6	-	-	-	-	0.3
DK/NA	-8	-	-	-	-	-	-	0.2	0.0	-	-	-	-	0.0
IAP	-1	100.0	100.0	100.0	100.0	100.0	100.0	0.0	0.0	100.0	100.0	100.0	100.0	87.9
N		7276	1508	1599	1576	1535	1396	1294	1370	1051	1031	1205	1230	22071

\* SHOW CARD

\*\*\* Keyword: Government, Anxious

**Table 1364 Likelihood to occur to R: life-cycle risk – Family Disruption**

[Questionnaire] Please indicate the extent to which you think each of the possible risks listed below is likely to occur to yourself... Life-Cycle Risk... Family Disruption (Divorce, Weakening of the Family Care Function, etc.)

[VAR] HAZA10

RESPONSE	PUNCH	03-07	2008	2009	2010	2011	2012	2013	2014	2016	2018	2021	2023	TOTAL
Extremely likely	1	-	-	-	-	-	-	2.9	3.2	-	-	-	-	0.4
Fairly likely	2	-	-	-	-	-	-	7.0	7.2	-	-	-	-	0.9
Somewhat likely	3	-	-	-	-	-	-	14.7	17.1	-	-	-	-	1.9
Neither/ nor	4	-	-	-	-	-	-	24.2	27.1	-	-	-	-	3.1
Not so likely	5	-	-	-	-	-	-	26.3	24.4	-	-	-	-	3.1
Not so much likely	6	-	-	-	-	-	-	13.7	13.0	-	-	-	-	1.6
Not likely at all	7	-	-	-	-	-	-	11.0	8.0	-	-	-	-	1.1
DK/NA	-8	-	-	-	-	-	-	0.2	0.0	-	-	-	-	0.0
IAP	-1	100.0	100.0	100.0	100.0	100.0	100.0	0.0	0.0	100.0	100.0	100.0	100.0	87.9
N		7276	1508	1599	1576	1535	1396	1294	1370	1051	1031	1205	1230	22071

\* SHOW CARD

\*\*\* Keyword: Government, Family Members, Divorce, Support



**Table 1365 Likelihood to occur to R: life-cycle risk – Low Birth rate**

[Questionnaire] Please indicate the extent to which you think each of the possible risks listed below is likely to occur to yourself... Life-Cycle Risk... Low Fertility

[VAR] HAZA11

RESPONSE	PUNCH	03-07	2008	2009	2010	2011	2012	2013	2014	2016	2018	2021	2023	TOTAL
Extremely likely	1	-	-	-	-	-	-	4.0	4.2	-	-	-	-	0.5
Fairly likely	2	-	-	-	-	-	-	9.2	9.3	-	-	-	-	1.1
Somewhat likely	3	-	-	-	-	-	-	20.5	23.2	-	-	-	-	2.6
Neither/ nor	4	-	-	-	-	-	-	24.6	26.5	-	-	-	-	3.1
Not so likely	5	-	-	-	-	-	-	22.3	22.6	-	-	-	-	2.7
Not so much likely	6	-	-	-	-	-	-	10.1	8.8	-	-	-	-	1.1
Not likely at all	7	-	-	-	-	-	-	9.0	5.3	-	-	-	-	0.9
DK/NA	-8	-	-	-	-	-	-	0.2	0.0	-	-	-	-	0.0
IAP	-1	100.0	100.0	100.0	100.0	100.0	100.0	0.0	0.0	100.0	100.0	100.0	100.0	87.9
N		7276	1508	1599	1576	1535	1396	1294	1370	1051	1031	1205	1230	22071

\* SHOW CARD

\*\*\* Keyword: Government, Low Birth-rate

**Table 1366 Likelihood to occur to R: life-cycle risk – Population Aging**

[Questionnaire] Please indicate the extent to which you think each of the possible risks listed below is likely to occur to yourself... Life-Cycle Risk... Population Aging

[VAR] HAZA12

RESPONSE	PUNCH	03-07	2008	2009	2010	2011	2012	2013	2014	2016	2018	2021	2023	TOTAL
Extremely likely	1	-	-	-	-	-	-	7.7	6.6	-	-	-	-	0.9
Fairly likely	2	-	-	-	-	-	-	16.8	15.3	-	-	-	-	1.9
Somewhat likely	3	-	-	-	-	-	-	31.7	34.7	-	-	-	-	4.0
Neither/ nor	4	-	-	-	-	-	-	19.9	20.6	-	-	-	-	2.4
Not so likely	5	-	-	-	-	-	-	15.1	15.0	-	-	-	-	1.8
Not so much likely	6	-	-	-	-	-	-	5.1	5.0	-	-	-	-	0.6
Not likely at all	7	-	-	-	-	-	-	3.3	2.8	-	-	-	-	0.4
DK/NA	-8	-	-	-	-	-	-	0.3	0.0	-	-	-	-	0.0
IAP	-1	100.0	100.0	100.0	100.0	100.0	100.0	0.0	0.0	100.0	100.0	100.0	100.0	87.9
N		7276	1508	1599	1576	1535	1396	1294	1370	1051	1031	1205	1230	22071

\* SHOW CARD

\*\*\* Keyword: Government, Aging

**Table 1367 Likelihood to occur to R: social risk – Infringement on Individual Privacy**

[Questionnaire] Please indicate the extent to which you think each of the possible risks listed below is likely to occur to yourself... Social Risk... Infringement on Individual Privacy (CCTV, Wiretapping, Hidden Camara, etc.)

[VAR] HAZA13

RESPONSE	PUNCH	03-07	2008	2009	2010	2011	2012	2013	2014	2016	2018	2021	2023	TOTAL
Extremely likely	1	-	-	-	-	-	-	4.5	3.9	-	-	-	-	0.5
Fairly likely	2	-	-	-	-	-	-	10.0	10.1	-	-	-	-	1.2
Somewhat likely	3	-	-	-	-	-	-	25.6	26.1	-	-	-	-	3.1
Neither/ nor	4	-	-	-	-	-	-	24.9	25.8	-	-	-	-	3.1
Not so likely	5	-	-	-	-	-	-	21.1	23.6	-	-	-	-	2.7
Not so much likely	6	-	-	-	-	-	-	8.8	6.4	-	-	-	-	0.9
Not likely at all	7	-	-	-	-	-	-	4.9	4.1	-	-	-	-	0.5
DK/NA	-8	-	-	-	-	-	-	0.2	0.0	-	-	-	-	0.0
IAP	-1	100.0	100.0	100.0	100.0	100.0	100.0	0.0	0.0	100.0	100.0	100.0	100.0	87.9
N		7276	1508	1599	1576	1535	1396	1294	1370	1051	1031	1205	1230	22071

\* SHOW CARD

\*\*\* Keyword: Government, Privacy Invasion

**Table 1368 Likelihood to occur to R: social risk – Violent Crime**

[Questionnaire] Please indicate the extent to which you think each of the possible risks listed below is likely to occur to yourself... Social Risk... Violent Crime (Sexual Assault, Bullying at Schools, Family Violence, Robbery, Murder, etc.)

[VAR] HAZA14

RESPONSE	PUNCH	03-07	2008	2009	2010	2011	2012	2013	2014	2016	2018	2021	2023	TOTAL
Extremely likely	1	-	-	-	-	-	-	4.9	3.5	-	-	-	-	0.5
Fairly likely	2	-	-	-	-	-	-	10.4	9.6	-	-	-	-	1.2
Somewhat likely	3	-	-	-	-	-	-	23.5	24.8	-	-	-	-	2.9
Neither/ nor	4	-	-	-	-	-	-	24.4	25.1	-	-	-	-	3.0
Not so likely	5	-	-	-	-	-	-	21.9	24.4	-	-	-	-	2.8
Not so much likely	6	-	-	-	-	-	-	9.8	7.9	-	-	-	-	1.1
Not likely at all	7	-	-	-	-	-	-	4.8	4.7	-	-	-	-	0.6
DK/NA	-8	-	-	-	-	-	-	0.2	0.0	-	-	-	-	0.0
IAP	-1	100.0	100.0	100.0	100.0	100.0	100.0	0.0	0.0	100.0	100.0	100.0	100.0	87.9
N		7276	1508	1599	1576	1535	1396	1294	1370	1051	1031	1205	1230	22071

\* SHOW CARD

\*\*\* Keyword: Government, Violence, Crime, Family, Murder



**Table 1369 Likelihood to occur to R: social risk – Man-Made Accidents and Industrial Accidents**

[Questionnaire] Please indicate the extent to which you think each of the possible risks listed below is likely to occur to yourself... Social Risk... Man-Made Accidents and Industrial Accidents (Car Accidents, Gas Explosion, Outflow of Chemical Materials, etc.)

[VAR] HAZA15

RESPONSE	PUNCH	03-07	2008	2009	2010	2011	2012	2013	2014	2016	2018	2021	2023	TOTAL
Extremely likely	1	-	-	-	-	-	-	3.1	3.7	-	-	-	-	0.4
Fairly likely	2	-	-	-	-	-	-	8.3	8.8	-	-	-	-	1.0
Somewhat likely	3	-	-	-	-	-	-	21.7	25.1	-	-	-	-	2.8
Neither/ nor	4	-	-	-	-	-	-	29.8	29.9	-	-	-	-	3.6
Not so likely	5	-	-	-	-	-	-	23.0	21.3	-	-	-	-	2.7
Not so much likely	6	-	-	-	-	-	-	8.3	8.0	-	-	-	-	1.0
Not likely at all	7	-	-	-	-	-	-	5.6	3.3	-	-	-	-	0.5
DK/NA	-8	-	-	-	-	-	-	0.2	0.0	-	-	-	-	0.0
IAP	-1	100.0	100.0	100.0	100.0	100.0	100.0	0.0	0.0	100.0	100.0	100.0	100.0	87.9
N		7276	1508	1599	1576	1535	1396	1294	1370	1051	1031	1205	1230	22071

\* SHOW CARD

\*\*\* Keyword: Government, Man-Made Accidents, Industrial Accident, Accident

**Table 1370 Likelihood to occur to R: social risk – Risks from Scientific and/or Information Technology**

[Questionnaire] Please indicate the extent to which you think each of the possible risks listed below is likely to occur to yourself... Social Risk... Risks from Scientific and/or Information Technology (Gene Cloning, Computer Virus, Leak of Individual Information, etc.)

[VAR] HAZA16

RESPONSE	PUNCH	03-07	2008	2009	2010	2011	2012	2013	2014	2016	2018	2021	2023	TOTAL
Extremely likely	1	-	-	-	-	-	-	3.6	5.7	-	-	-	-	0.6
Fairly likely	2	-	-	-	-	-	-	9.7	13.6	-	-	-	-	1.4
Somewhat likely	3	-	-	-	-	-	-	21.3	26.2	-	-	-	-	2.9
Neither/ nor	4	-	-	-	-	-	-	27.0	25.7	-	-	-	-	3.2
Not so likely	5	-	-	-	-	-	-	23.2	18.7	-	-	-	-	2.5
Not so much likely	6	-	-	-	-	-	-	8.7	7.1	-	-	-	-	0.9
Not likely at all	7	-	-	-	-	-	-	6.3	3.1	-	-	-	-	0.6
DK/NA	-8	-	-	-	-	-	-	0.2	0.0	-	-	-	-	0.0
IAP	-1	100.0	100.0	100.0	100.0	100.0	100.0	0.0	0.0	100.0	100.0	100.0	100.0	87.9
N		7276	1508	1599	1576	1535	1396	1294	1370	1051	1031	1205	1230	22071

\* SHOW CARD

\*\*\* Keyword: Government, Science, Technology, Information

**Table 1371 Likelihood to occur to R: economic risk – Unemployment and Poverty**

[Questionnaire] Please indicate the extent to which you think each of the possible risks listed below is likely to occur to yourself... Economic Risk... Unemployment and Poverty

[VAR] HAZA17

RESPONSE	PUNCH	03-07	2008	2009	2010	2011	2012	2013	2014	2016	2018	2021	2023	TOTAL
Extremely likely	1	-	-	-	-	-	-	5.3	5.3	-	-	-	-	0.6
Fairly likely	2	-	-	-	-	-	-	11.4	10.4	-	-	-	-	1.3
Somewhat likely	3	-	-	-	-	-	-	24.4	27.6	-	-	-	-	3.1
Neither/ nor	4	-	-	-	-	-	-	24.6	27.5	-	-	-	-	3.1
Not so likely	5	-	-	-	-	-	-	21.5	20.1	-	-	-	-	2.5
Not so much likely	6	-	-	-	-	-	-	7.9	6.1	-	-	-	-	0.8
Not likely at all	7	-	-	-	-	-	-	4.6	3.1	-	-	-	-	0.5
DK/NA	-8	-	-	-	-	-	-	0.2	0.0	-	-	-	-	0.0
IAP	-1	100.0	100.0	100.0	100.0	100.0	100.0	0.0	0.0	100.0	100.0	100.0	100.0	87.9
N		7276	1508	1599	1576	1535	1396	1294	1370	1051	1031	1205	1230	22071

\* SHOW CARD

\*\*\* Keyword: Government, Poverty

**Table 1372 Likelihood to occur to R: economic risk – Housing Price Instability**

[Questionnaire] Please indicate the extent to which you think each of the possible risks listed below is likely to occur to yourself... Economic Risk... Housing Price Instability (Sudden Rise or Fall)

[VAR] HAZA18

RESPONSE	PUNCH	03-07	2008	2009	2010	2011	2012	2013	2014	2016	2018	2021	2023	TOTAL
Extremely likely	1	-	-	-	-	-	-	6.2	6.6	-	-	-	-	0.8
Fairly likely	2	-	-	-	-	-	-	13.7	13.6	-	-	-	-	1.7
Somewhat likely	3	-	-	-	-	-	-	27.5	28.3	-	-	-	-	3.4
Neither/ nor	4	-	-	-	-	-	-	22.8	25.9	-	-	-	-	2.9
Not so likely	5	-	-	-	-	-	-	17.4	17.7	-	-	-	-	2.1
Not so much likely	6	-	-	-	-	-	-	7.6	5.0	-	-	-	-	0.8
Not likely at all	7	-	-	-	-	-	-	4.6	2.9	-	-	-	-	0.5
DK/NA	-8	-	-	-	-	-	-	0.2	0.0	-	-	-	-	0.0
IAP	-1	100.0	100.0	100.0	100.0	100.0	100.0	0.0	0.0	100.0	100.0	100.0	100.0	87.9
N		7276	1508	1599	1576	1535	1396	1294	1370	1051	1031	1205	1230	22071

\* SHOW CARD

\*\*\* Keyword: Government, Anxious



**Table 1373 Likelihood to occur to R: economic risk – Financial Instability**

[Questionnaire] Please indicate the extent to which you think each of the possible risks listed below is likely to occur to yourself... Economic Risk... Financing Instability (National or Household Debts, Dropping of Stock Price, Soaring of Money Exchange Rate, etc.)

[VAR] HAZA19

RESPONSE	PUNCH	03-07	2008	2009	2010	2011	2012	2013	2014	2016	2018	2021	2023	TOTAL
Extremely likely	1	-	-	-	-	-	-	4.3	4.7	-	-	-	-	0.5
Fairly likely	2	-	-	-	-	-	-	12.5	11.5	-	-	-	-	1.4
Somewhat likely	3	-	-	-	-	-	-	26.0	28.3	-	-	-	-	3.3
Neither/ nor	4	-	-	-	-	-	-	29.2	29.9	-	-	-	-	3.6
Not so likely	5	-	-	-	-	-	-	16.3	18.4	-	-	-	-	2.1
Not so much likely	6	-	-	-	-	-	-	6.7	4.5	-	-	-	-	0.7
Not likely at all	7	-	-	-	-	-	-	4.8	2.6	-	-	-	-	0.4
DK/NA	-8	-	-	-	-	-	-	0.2	0.0	-	-	-	-	0.0
IAP	-1	100.0	100.0	100.0	100.0	100.0	100.0	0.0	0.0	100.0	100.0	100.0	100.0	87.9
N		7276	1508	1599	1576	1535	1396	1294	1370	1051	1031	1205	1230	22071

\* SHOW CARD

\*\*\* Keyword: Government, Anxious, Debt

**Table 1374 Likelihood to occur to R: economic risk – Economic Recession and Slowdown of Economic Growth**

[Questionnaire] Please indicate the extent to which you think each of the possible risks listed below is likely to occur to yourself... Economic Risk... Economic Recession and Slowdown of Economic Growth

[VAR] HAZA20

RESPONSE	PUNCH	03-07	2008	2009	2010	2011	2012	2013	2014	2016	2018	2021	2023	TOTAL
Extremely likely	1	-	-	-	-	-	-	5.3	5.3	-	-	-	-	0.6
Fairly likely	2	-	-	-	-	-	-	13.4	11.5	-	-	-	-	1.5
Somewhat likely	3	-	-	-	-	-	-	31.4	31.1	-	-	-	-	3.8
Neither/ nor	4	-	-	-	-	-	-	27.8	30.4	-	-	-	-	3.5
Not so likely	5	-	-	-	-	-	-	13.6	15.3	-	-	-	-	1.7
Not so much likely	6	-	-	-	-	-	-	5.5	4.5	-	-	-	-	0.6
Not likely at all	7	-	-	-	-	-	-	2.8	1.9	-	-	-	-	0.3
DK/NA	-8	-	-	-	-	-	-	0.2	0.1	-	-	-	-	0.0
IAP	-1	100.0	100.0	100.0	100.0	100.0	100.0	0.0	0.0	100.0	100.0	100.0	100.0	87.9
N		7276	1508	1599	1576	1535	1396	1294	1370	1051	1031	1205	1230	22071

\* SHOW CARD

\*\*\* Keyword: Government

**Table 1375 Likelihood to occur to R: political/international relations risk – Threatening by North Korea**

[Questionnaire] Please indicate the extent to which you think each of the possible risks listed below is likely to occur to yourself... Political / International Relations Risk... Threatening by North Korea (Local or All-Out Warfare) and North Korean Nuclear Problem

[VAR] HAZA21

RESPONSE	PUNCH	03-07	2008	2009	2010	2011	2012	2013	2014	2016	2018	2021	2023	TOTAL
Extremely likely	1	-	-	-	-	-	-	3.8	4.4	-	-	-	-	0.5
Fairly likely	2	-	-	-	-	-	-	9.7	9.8	-	-	-	-	1.2
Somewhat likely	3	-	-	-	-	-	-	21.6	19.6	-	-	-	-	2.5
Neither/ nor	4	-	-	-	-	-	-	29.1	30.9	-	-	-	-	3.6
Not so likely	5	-	-	-	-	-	-	22.6	23.4	-	-	-	-	2.8
Not so much likely	6	-	-	-	-	-	-	8.2	7.9	-	-	-	-	1.0
Not likely at all	7	-	-	-	-	-	-	4.6	4.0	-	-	-	-	0.5
DK/NA	-8	-	-	-	-	-	-	0.2	0.0	-	-	-	-	0.0
IAP	-1	100.0	100.0	100.0	100.0	100.0	100.0	0.0	0.0	100.0	100.0	100.0	100.0	87.9
N		7276	1508	1599	1576	1535	1396	1294	1370	1051	1031	1205	1230	22071

\* SHOW CARD

\*\*\* Keyword: Government, North Korea

**Table 1376 Likelihood to occur to R: political/international relations risk – Infringement on Individual Human Right and Freedom by the government**

[Questionnaire] Please indicate the extent to which you think each of the possible risks listed below is likely to occur to yourself... Political / International Relations Risk... Infringement on Individual Human Right and Freedom by the Nation-State

[VAR] HAZA22

RESPONSE	PUNCH	03-07	2008	2009	2010	2011	2012	2013	2014	2016	2018	2021	2023	TOTAL
Extremely likely	1	-	-	-	-	-	-	1.5	3.6	-	-	-	-	0.3
Fairly likely	2	-	-	-	-	-	-	5.8	6.6	-	-	-	-	0.8
Somewhat likely	3	-	-	-	-	-	-	17.8	18.3	-	-	-	-	2.2
Neither/ nor	4	-	-	-	-	-	-	31.3	34.1	-	-	-	-	4.0
Not so likely	5	-	-	-	-	-	-	29.0	24.8	-	-	-	-	3.2
Not so much likely	6	-	-	-	-	-	-	9.1	7.7	-	-	-	-	1.0
Not likely at all	7	-	-	-	-	-	-	5.3	4.8	-	-	-	-	0.6
DK/NA	-8	-	-	-	-	-	-	0.2	0.0	-	-	-	-	0.0
IAP	-1	100.0	100.0	100.0	100.0	100.0	100.0	0.0	0.0	100.0	100.0	100.0	100.0	87.9
N		7276	1508	1599	1576	1535	1396	1294	1370	1051	1031	1205	1230	22071

\* SHOW CARD

\*\*\* Keyword: Government, Infringement on Individual Human Right and Freedom



**Table 1377 Likelihood to occur to R: political/international relations risk – Restraint and Intimidation by Neighboring Powers**

[Questionnaire] Please indicate the extent to which you think each of the possible risks listed below is likely to occur to yourself... Political / International Relations Risk... Restraint and Intimidation by Neighboring Powers (China, Japan, Russia, U.S. etc.)

[VAR] HAZA23

RESPONSE	PUNCH	03-07	2008	2009	2010	2011	2012	2013	2014	2016	2018	2021	2023	TOTAL
Extremely likely	1	-	-	-	-	-	-	1.4	2.3	-	-	-	-	0.2
Fairly likely	2	-	-	-	-	-	-	4.9	6.9	-	-	-	-	0.7
Somewhat likely	3	-	-	-	-	-	-	14.1	14.3	-	-	-	-	1.7
Neither/ nor	4	-	-	-	-	-	-	35.2	37.1	-	-	-	-	4.4
Not so likely	5	-	-	-	-	-	-	28.1	24.3	-	-	-	-	3.2
Not so much likely	6	-	-	-	-	-	-	9.4	9.6	-	-	-	-	1.1
Not likely at all	7	-	-	-	-	-	-	6.7	5.6	-	-	-	-	0.7
DK/NA	-8	-	-	-	-	-	-	0.2	0.0	-	-	-	-	0.0
IAP	-1	100.0	100.0	100.0	100.0	100.0	100.0	0.0	0.0	100.0	100.0	100.0	100.0	87.9
N		7276	1508	1599	1576	1535	1396	1294	1370	1051	1031	1205	1230	22071

\* SHOW CARD

\*\*\* Keyword: Government, Powerful Nations

**Table 1378 Likelihood to occur to R: political/international relations risk – Crisis of Democracy Resulting from Political and Economic Power**

[Questionnaire] Please indicate the extent to which you think each of the possible risks listed below is likely to occur to yourself... Political / International Relations Risk... Crisis of Democracy Resulting from Political and Economic Powers

[VAR] HAZA24

RESPONSE	PUNCH	03-07	2008	2009	2010	2011	2012	2013	2014	2016	2018	2021	2023	TOTAL
Extremely likely	1	-	-	-	-	-	-	2.8	3.1	-	-	-	-	0.4
Fairly likely	2	-	-	-	-	-	-	5.1	7.0	-	-	-	-	0.7
Somewhat likely	3	-	-	-	-	-	-	20.6	16.0	-	-	-	-	2.2
Neither/ nor	4	-	-	-	-	-	-	32.6	36.4	-	-	-	-	4.2
Not so likely	5	-	-	-	-	-	-	24.9	24.9	-	-	-	-	3.0
Not so much likely	6	-	-	-	-	-	-	8.1	8.1	-	-	-	-	1.0
Not likely at all	7	-	-	-	-	-	-	5.6	4.5	-	-	-	-	0.6
DK/NA	-8	-	-	-	-	-	-	0.2	0.1	-	-	-	-	0.0
IAP	-1	100.0	100.0	100.0	100.0	100.0	100.0	0.0	0.0	100.0	100.0	100.0	100.0	87.9
N		7276	1508	1599	1576	1535	1396	1294	1370	1051	1031	1205	1230	22071

\* SHOW CARD

\*\*\* Keyword: Government, Political Power, Democracy

**Table 1379 Likelihood to occur to R: environmental risk – Accident in Nuclear Power Stations**

[Questionnaire] Please indicate the extent to which you think each of the possible risks listed below is likely to occur to yourself... Environmental Risk... Accident in Nuclear Power Stations (Leaking of Radioactive Materials, etc.)

[VAR] HAZA25

RESPONSE	PUNCH	03-07	2008	2009	2010	2011	2012	2013	2014	2016	2018	2021	2023	TOTAL
Extremely likely	1	-	-	-	-	-	-	4.6	6.1	-	-	-	-	0.6
Fairly likely	2	-	-	-	-	-	-	9.3	8.8	-	-	-	-	1.1
Somewhat likely	3	-	-	-	-	-	-	20.0	19.4	-	-	-	-	2.4
Neither/ nor	4	-	-	-	-	-	-	25.3	30.0	-	-	-	-	3.3
Not so likely	5	-	-	-	-	-	-	22.3	23.1	-	-	-	-	2.7
Not so much likely	6	-	-	-	-	-	-	11.4	8.4	-	-	-	-	1.2
Not likely at all	7	-	-	-	-	-	-	6.9	4.2	-	-	-	-	0.7
DK/NA	-8	-	-	-	-	-	-	0.2	0.0	-	-	-	-	0.0
IAP	-1	100.0	100.0	100.0	100.0	100.0	100.0	0.0	0.0	100.0	100.0	100.0	100.0	87.9
N		7276	1508	1599	1576	1535	1396	1294	1370	1051	1031	1205	1230	22071

\* SHOW CARD

\*\*\* Keyword: Government, Environment, Accident

**Table 1380 Likelihood to occur to R: environmental risk – Environmental Contamination**

[Questionnaire] Please indicate the extent to which you think each of the possible risks listed below is likely to occur to yourself... Environmental Risk... Environmental Contamination (Water, Air, Noise, etc.)

[VAR] HAZA26

RESPONSE	PUNCH	03-07	2008	2009	2010	2011	2012	2013	2014	2016	2018	2021	2023	TOTAL
Extremely likely	1	-	-	-	-	-	-	5.1	7.3	-	-	-	-	0.8
Fairly likely	2	-	-	-	-	-	-	13.9	13.9	-	-	-	-	1.7
Somewhat likely	3	-	-	-	-	-	-	33.2	32.7	-	-	-	-	4.0
Neither/ nor	4	-	-	-	-	-	-	22.6	23.4	-	-	-	-	2.8
Not so likely	5	-	-	-	-	-	-	16.8	15.8	-	-	-	-	2.0
Not so much likely	6	-	-	-	-	-	-	4.7	4.9	-	-	-	-	0.6
Not likely at all	7	-	-	-	-	-	-	3.3	2.1	-	-	-	-	0.3
DK/NA	-8	-	-	-	-	-	-	0.4	0.0	-	-	-	-	0.0
IAP	-1	100.0	100.0	100.0	100.0	100.0	100.0	0.0	0.0	100.0	100.0	100.0	100.0	87.9
N		7276	1508	1599	1576	1535	1396	1294	1370	1051	1031	1205	1230	22071

\* SHOW CARD

\*\*\* Keyword: Government, Environment



**Table 1381 Likelihood to occur to R: environmental risk – Shortage and Exhaustion of Natural Resources**

[Questionnaire] Please indicate the extent to which you think each of the possible risks listed below is likely to occur to yourself... Environmental Risk... Shortage and Exhaustion of Natural Resources (Water, Energy, etc.)

[VAR] HAZA27

RESPONSE	PUNCH	03-07	2008	2009	2010	2011	2012	2013	2014	2016	2018	2021	2023	TOTAL
Extremely likely	1	-	-	-	-	-	-	4.2	5.8	-	-	-	-	0.6
Fairly likely	2	-	-	-	-	-	-	13.2	12.5	-	-	-	-	1.5
Somewhat likely	3	-	-	-	-	-	-	31.2	27.7	-	-	-	-	3.5
Neither/ nor	4	-	-	-	-	-	-	25.1	28.1	-	-	-	-	3.2
Not so likely	5	-	-	-	-	-	-	16.5	17.8	-	-	-	-	2.1
Not so much likely	6	-	-	-	-	-	-	6.0	5.2	-	-	-	-	0.7
Not likely at all	7	-	-	-	-	-	-	3.6	2.8	-	-	-	-	0.4
DK/NA	-8	-	-	-	-	-	-	0.2	0.0	-	-	-	-	0.0
IAP	-1	100.0	100.0	100.0	100.0	100.0	100.0	0.0	0.0	100.0	100.0	100.0	100.0	87.9
N		7276	1508	1599	1576	1535	1396	1294	1370	1051	1031	1205	1230	22071

\* SHOW CARD

\*\*\* Keyword: Government, Environment, Resource, Energy

**Table 1382 Likelihood to occur to R: Storage and Management of Radioactive Wastes**

[Questionnaire] Please indicate the extent to which you think each of the possible risks listed below is likely to occur to yourself... Environmental Risk... Storage and Management of Radioactive Wastes

[VAR] HAZA28

RESPONSE	PUNCH	03-07	2008	2009	2010	2011	2012	2013	2014	2016	2018	2021	2023	TOTAL
Extremely likely	1	-	-	-	-	-	-	4.4	6.6	-	-	-	-	0.7
Fairly likely	2	-	-	-	-	-	-	9.1	8.8	-	-	-	-	1.1
Somewhat likely	3	-	-	-	-	-	-	19.2	20.1	-	-	-	-	2.4
Neither/ nor	4	-	-	-	-	-	-	27.6	31.9	-	-	-	-	3.6
Not so likely	5	-	-	-	-	-	-	21.9	21.0	-	-	-	-	2.6
Not so much likely	6	-	-	-	-	-	-	10.1	8.2	-	-	-	-	1.1
Not likely at all	7	-	-	-	-	-	-	7.4	3.3	-	-	-	-	0.6
DK/NA	-8	-	-	-	-	-	-	0.2	0.0	-	-	-	-	0.0
IAP	-1	100.0	100.0	100.0	100.0	100.0	100.0	0.0	0.0	100.0	100.0	100.0	100.0	87.9
N		7276	1508	1599	1576	1535	1396	1294	1370	1051	1031	1205	1230	22071

\* SHOW CARD

\*\*\* Keyword: Government, Environment, Waste

**Table 1383 Foremost risk that is likely to happen to R**

[Questionnaire] Then, what are two of the most kinds of risks that are likely to occur to yourself among the above?

[VAR] COPE3

RESPONSE	PUNCH	03-07	2008	2009	2010	2011	2012	2013	2014	2016	2018	2021	2023	TOTAL
Natural risk	1	-	-	-	-	-	-	5.3	-	-	-	-	-	0.3
Health risk	2	-	-	-	-	-	-	29.6	-	-	-	-	-	1.7
Life-cycle risk	3	-	-	-	-	-	-	12.8	-	-	-	-	-	0.7
Social risk	4	-	-	-	-	-	-	12.1	-	-	-	-	-	0.7
Economic risk	5	-	-	-	-	-	-	26.1	-	-	-	-	-	1.5
Political / International relations risk	6	-	-	-	-	-	-	3.3	-	-	-	-	-	0.2
Environmental risk	7	-	-	-	-	-	-	10.6	-	-	-	-	-	0.6
DK/NA	-8	-	-	-	-	-	-	0.3	-	-	-	-	-	0.0
IAP	-1	100.0	100.0	100.0	100.0	100.0	100.0	0.0	100.0	100.0	100.0	100.0	100.0	94.1
N		7276	1508	1599	1576	1535	1396	1294	1370	1051	1031	1205	1230	22071

\* SHOW CARD

**Table 1384 Risk that the Korean society is actually exposed to: natural risk – flood and typhoon**

[Questionnaire] Lastly, please indicate the extent to which you think Korean society is exposed to each of the possible risks listed below... Natural Risk... Flood and Typhoon

[VAR] EXPOS1

RESPONSE	PUNCH	03-07	2008	2009	2010	2011	2012	2013	2014	2016	2018	2021	2023	TOTAL
Totally exposed	1	-	-	-	-	-	-	5.1	7.2	-	-	-	-	0.7
Fairly exposed	2	-	-	-	-	-	-	20.4	17.3	-	-	-	-	2.3
Somewhat exposed	3	-	-	-	-	-	-	40.5	43.6	-	-	-	-	5.1
Neither/ nor	4	-	-	-	-	-	-	16.5	16.8	-	-	-	-	2.0
Not so exposed	5	-	-	-	-	-	-	13.7	12.9	-	-	-	-	1.6
Not so much exposed	6	-	-	-	-	-	-	2.6	1.8	-	-	-	-	0.3
Not exposed at all	7	-	-	-	-	-	-	0.9	0.4	-	-	-	-	0.1
DK/NA	-8	-	-	-	-	-	-	0.2	0.0	-	-	-	-	0.0
IAP	-1	100.0	100.0	100.0	100.0	100.0	100.0	0.0	0.0	100.0	100.0	100.0	100.0	87.9
N		7276	1508	1599	1576	1535	1396	1294	1370	1051	1031	1205	1230	22071

\* SHOW CARD

\*\*\* Keyword: Government, Natural Disaster, Flood and Typhoon



**Table 1385 Risk that the Korean society is actually exposed to: natural risk – radical climate change**

[Questionnaire] Lastly, please indicate the extent to which you think Korean society is exposed to each of the possible risks listed below... Natural Risk... Radical Climate Change (Rise in the World's Temperature)

[VAR] EXPOS2

RESPONSE	PUNCH	03-07	2008	2009	2010	2011	2012	2013	2014	2016	2018	2021	2023	TOTAL
Totally exposed	1	-	-	-	-	-	-	5.6	6.9	-	-	-	-	0.8
Fairly exposed	2	-	-	-	-	-	-	21.5	20.4	-	-	-	-	2.5
Somewhat exposed	3	-	-	-	-	-	-	38.6	39.3	-	-	-	-	4.7
Neither/ nor	4	-	-	-	-	-	-	18.9	19.5	-	-	-	-	2.3
Not so exposed	5	-	-	-	-	-	-	11.7	11.5	-	-	-	-	1.4
Not so much exposed	6	-	-	-	-	-	-	2.7	2.2	-	-	-	-	0.3
Not exposed at all	7	-	-	-	-	-	-	0.8	0.1	-	-	-	-	0.1
DK/NA	-8	-	-	-	-	-	-	0.2	0.0	-	-	-	-	0.0
IAP	-1	100.0	100.0	100.0	100.0	100.0	100.0	0.0	0.0	100.0	100.0	100.0	100.0	87.9
N		7276	1508	1599	1576	1535	1396	1294	1370	1051	1031	1205	1230	22071

\* SHOW CARD

\*\*\* Keyword: Government, Natural Disaster, Drastic Weather Change

**Table 1386 Risk that the Korean society is actually exposed to: natural risk – Yellow Sand and Drought**

[Questionnaire] Lastly, please indicate the extent to which you think Korean society is exposed to each of the possible risks listed below... Natural Risk... Yellow Sand and Drought

[VAR] EXPOS3

RESPONSE	PUNCH	03-07	2008	2009	2010	2011	2012	2013	2014	2016	2018	2021	2023	TOTAL
Totally exposed	1	-	-	-	-	-	-	4.5	7.7	-	-	-	-	0.7
Fairly exposed	2	-	-	-	-	-	-	18.9	18.9	-	-	-	-	2.3
Somewhat exposed	3	-	-	-	-	-	-	38.5	39.4	-	-	-	-	4.7
Neither/ nor	4	-	-	-	-	-	-	20.0	18.1	-	-	-	-	2.3
Not so exposed	5	-	-	-	-	-	-	15.0	12.1	-	-	-	-	1.6
Not so much exposed	6	-	-	-	-	-	-	2.2	3.1	-	-	-	-	0.3
Not exposed at all	7	-	-	-	-	-	-	0.7	0.7	-	-	-	-	0.1
DK/NA	-8	-	-	-	-	-	-	0.2	0.0	-	-	-	-	0.0
IAP	-1	100.0	100.0	100.0	100.0	100.0	100.0	0.0	0.0	100.0	100.0	100.0	100.0	87.9
N		7276	1508	1599	1576	1535	1396	1294	1370	1051	1031	1205	1230	22071

\* SHOW CARD

\*\*\* Keyword: Government, Natural Disaster, Sand Storm, Drought

**Table 1387 Risk that the Korean society is actually exposed to: natural risk – Earthquake and Tsunami**

[Questionnaire] Lastly, please indicate the extent to which you think Korean society is exposed to each of the possible risks listed below... Natural Risk... Earthquake and Tsunami

[VAR] EXPOS4

RESPONSE	PUNCH	03-07	2008	2009	2010	2011	2012	2013	2014	2016	2018	2021	2023	TOTAL
Totally exposed	1	-	-	-	-	-	-	3.8	5.8	-	-	-	-	0.6
Fairly exposed	2	-	-	-	-	-	-	9.9	10.1	-	-	-	-	1.2
Somewhat exposed	3	-	-	-	-	-	-	25.4	29.2	-	-	-	-	3.3
Neither/ nor	4	-	-	-	-	-	-	23.7	24.4	-	-	-	-	2.9
Not so exposed	5	-	-	-	-	-	-	25.0	20.1	-	-	-	-	2.7
Not so much exposed	6	-	-	-	-	-	-	9.2	8.5	-	-	-	-	1.1
Not exposed at all	7	-	-	-	-	-	-	2.8	1.8	-	-	-	-	0.3
DK/NA	-8	-	-	-	-	-	-	0.2	0.0	-	-	-	-	0.0
IAP	-1	100.0	100.0	100.0	100.0	100.0	100.0	0.0	0.0	100.0	100.0	100.0	100.0	87.9
N		7276	1508	1599	1576	1535	1396	1294	1370	1051	1031	1205	1230	22071

\* SHOW CARD

\*\*\* Keyword: Government, Natural Disaster, Earthquake and Tsunami

**Table 1388 Risk that the Korean society is actually exposed to: health risk – Epidemic**

[Questionnaire] Lastly, please indicate the extent to which you think Korean society is exposed to each of the possible risks listed below... Health Risk... Epidemic (Seasonal/Swine Flu, Tuberculosis, Avian Influenza, etc.)

[VAR] EXPOS5

RESPONSE	PUNCH	03-07	2008	2009	2010	2011	2012	2013	2014	2016	2018	2021	2023	TOTAL
Totally exposed	1	-	-	-	-	-	-	3.0	5.4	-	-	-	-	0.5
Fairly exposed	2	-	-	-	-	-	-	12.8	15.9	-	-	-	-	1.7
Somewhat exposed	3	-	-	-	-	-	-	38.0	40.0	-	-	-	-	4.7
Neither/ nor	4	-	-	-	-	-	-	20.9	18.4	-	-	-	-	2.4
Not so exposed	5	-	-	-	-	-	-	19.5	17.4	-	-	-	-	2.2
Not so much exposed	6	-	-	-	-	-	-	4.9	2.4	-	-	-	-	0.4
Not exposed at all	7	-	-	-	-	-	-	0.7	0.5	-	-	-	-	0.1
DK/NA	-8	-	-	-	-	-	-	0.2	0.0	-	-	-	-	0.0
IAP	-1	100.0	100.0	100.0	100.0	100.0	100.0	0.0	0.0	100.0	100.0	100.0	100.0	87.9
N		7276	1508	1599	1576	1535	1396	1294	1370	1051	1031	1205	1230	22071

\* SHOW CARD

\*\*\* Keyword: Government, Health, Infectious Disease



**Table 1389 Risk that the Korean society is actually exposed to: health risk – Food Risk**

[Questionnaire] Lastly, please indicate the extent to which you think Korean society is exposed to each of the possible risks listed below... Health Risk... Food Risk (Genetically Modified Foods, Food Poisoning, Pesticide or Chemical Residues, Endocrine Disruptors, Cheating on the Place of Food's Origin, etc.)

[VAR] EXPOS6

RESPONSE	PUNCH	03-07	2008	2009	2010	2011	2012	2013	2014	2016	2018	2021	2023	TOTAL
Totally exposed	1	-	-	-	-	-	-	5.6	8.0	-	-	-	-	0.8
Fairly exposed	2	-	-	-	-	-	-	21.7	20.4	-	-	-	-	2.5
Somewhat exposed	3	-	-	-	-	-	-	39.5	39.9	-	-	-	-	4.8
Neither/ nor	4	-	-	-	-	-	-	15.7	16.3	-	-	-	-	1.9
Not so exposed	5	-	-	-	-	-	-	13.8	12.6	-	-	-	-	1.6
Not so much exposed	6	-	-	-	-	-	-	3.3	2.5	-	-	-	-	0.3
Not exposed at all	7	-	-	-	-	-	-	0.2	0.3	-	-	-	-	0.0
DK/NA	-8	-	-	-	-	-	-	0.2	0.0	-	-	-	-	0.0
IAP	-1	100.0	100.0	100.0	100.0	100.0	100.0	0.0	0.0	100.0	100.0	100.0	100.0	87.9
N		7276	1508	1599	1576	1535	1396	1294	1370	1051	1031	1205	1230	22071

\* SHOW CARD

\*\*\* Keyword: Government, Health, Food

**Table 1390 Risk that the Korean society is actually exposed to: health risk – Mental-Health Threatening**

[Questionnaire] Lastly, please indicate the extent to which you think Korean society is exposed to each of the possible risks listed below... Health Risk... Mental-Health Threatening (Stress, Depression, Suicide, etc.)

[VAR] EXPOS7

RESPONSE	PUNCH	03-07	2008	2009	2010	2011	2012	2013	2014	2016	2018	2021	2023	TOTAL
Totally exposed	1	-	-	-	-	-	-	8.7	11.5	-	-	-	-	1.2
Fairly exposed	2	-	-	-	-	-	-	23.4	25.6	-	-	-	-	3.0
Somewhat exposed	3	-	-	-	-	-	-	38.7	37.2	-	-	-	-	4.6
Neither/ nor	4	-	-	-	-	-	-	15.9	15.5	-	-	-	-	1.9
Not so exposed	5	-	-	-	-	-	-	10.1	8.2	-	-	-	-	1.1
Not so much exposed	6	-	-	-	-	-	-	2.3	1.6	-	-	-	-	0.2
Not exposed at all	7	-	-	-	-	-	-	0.7	0.4	-	-	-	-	0.1
DK/NA	-8	-	-	-	-	-	-	0.2	0.0	-	-	-	-	0.0
IAP	-1	100.0	100.0	100.0	100.0	100.0	100.0	0.0	0.0	100.0	100.0	100.0	100.0	87.9
N		7276	1508	1599	1576	1535	1396	1294	1370	1051	1031	1205	1230	22071

\* SHOW CARD

\*\*\* Keyword: Government, Health, Stress, Suicide

**Table 1391 Risk that the Korean society is actually exposed to: health risk – Geriatric Diseases**

[Questionnaire] Lastly, please indicate the extent to which you think Korean society is exposed to each of the possible risks listed below... Health Risk... Geriatric Diseases (Cancer, Hypertension, Diabetes, Dementia, etc.)

[VAR] EXPOS8

RESPONSE	PUNCH	03-07	2008	2009	2010	2011	2012	2013	2014	2016	2018	2021	2023	TOTAL
Totally exposed	1	-	-	-	-	-	-	8.3	9.9	-	-	-	-	1.1
Fairly exposed	2	-	-	-	-	-	-	24.5	23.8	-	-	-	-	2.9
Somewhat exposed	3	-	-	-	-	-	-	37.6	39.4	-	-	-	-	4.6
Neither/ nor	4	-	-	-	-	-	-	17.0	15.3	-	-	-	-	1.9
Not so exposed	5	-	-	-	-	-	-	9.4	9.6	-	-	-	-	1.1
Not so much exposed	6	-	-	-	-	-	-	2.8	1.7	-	-	-	-	0.3
Not exposed at all	7	-	-	-	-	-	-	0.3	0.4	-	-	-	-	0.0
DK/NA	-8	-	-	-	-	-	-	0.2	0.0	-	-	-	-	0.0
IAP	-1	100.0	100.0	100.0	100.0	100.0	100.0	0.0	0.0	100.0	100.0	100.0	100.0	87.9
N		7276	1508	1599	1576	1535	1396	1294	1370	1051	1031	1205	1230	22071

\* SHOW CARD

\*\*\* Keyword: Government, Health, Adult Disease, Hypertension

**Table 1392 Risk that the Korean society is actually exposed to: life-cycle risk – Aging Anxiety**

[Questionnaire] Lastly, please indicate the extent to which you think Korean society is exposed to each of the possible risks listed below... Life-Cycle Risk... Aging Anxiety

[VAR] EXPOS9

RESPONSE	PUNCH	03-07	2008	2009	2010	2011	2012	2013	2014	2016	2018	2021	2023	TOTAL
Totally exposed	1	-	-	-	-	-	-	13.1	12.8	-	-	-	-	1.6
Fairly exposed	2	-	-	-	-	-	-	28.5	28.0	-	-	-	-	3.4
Somewhat exposed	3	-	-	-	-	-	-	35.5	34.8	-	-	-	-	4.2
Neither/ nor	4	-	-	-	-	-	-	14.7	15.2	-	-	-	-	1.8
Not so exposed	5	-	-	-	-	-	-	6.0	7.2	-	-	-	-	0.8
Not so much exposed	6	-	-	-	-	-	-	1.4	1.5	-	-	-	-	0.2
Not exposed at all	7	-	-	-	-	-	-	0.6	0.4	-	-	-	-	0.1
DK/NA	-8	-	-	-	-	-	-	0.2	0.0	-	-	-	-	0.0
IAP	-1	100.0	100.0	100.0	100.0	100.0	100.0	0.0	0.0	100.0	100.0	100.0	100.0	87.9
N		7276	1508	1599	1576	1535	1396	1294	1370	1051	1031	1205	1230	22071

\* SHOW CARD

\*\*\* Keyword: Government, Anxious



**Table 1393 Risk that the Korean society is actually exposed to: life-cycle risk – Family Disruption**

[Questionnaire] Lastly, please indicate the extent to which you think Korean society is exposed to each of the possible risks listed below... Life-Cycle Risk... Family Disruption (Divorce, Weakening of the Family Care Function, etc.)

[VAR] EXPOS10

RESPONSE	PUNCH	03-07	2008	2009	2010	2011	2012	2013	2014	2016	2018	2021	2023	TOTAL
Totally exposed	1	-	-	-	-	-	-	8.0	8.8	-	-	-	-	1.0
Fairly exposed	2	-	-	-	-	-	-	25.3	25.0	-	-	-	-	3.0
Somewhat exposed	3	-	-	-	-	-	-	33.2	34.5	-	-	-	-	4.1
Neither/ nor	4	-	-	-	-	-	-	19.2	19.6	-	-	-	-	2.3
Not so exposed	5	-	-	-	-	-	-	9.4	7.9	-	-	-	-	1.0
Not so much exposed	6	-	-	-	-	-	-	2.9	3.3	-	-	-	-	0.4
Not exposed at all	7	-	-	-	-	-	-	1.9	0.9	-	-	-	-	0.2
DK/NA	-8	-	-	-	-	-	-	0.2	0.0	-	-	-	-	0.0
IAP	-1	100.0	100.0	100.0	100.0	100.0	100.0	0.0	0.0	100.0	100.0	100.0	100.0	87.9
N		7276	1508	1599	1576	1535	1396	1294	1370	1051	1031	1205	1230	22071

\* SHOW CARD

\*\*\* Keyword: Government, Family Members, Divorce, Support

**Table 1394 Risk that the Korean society is actually exposed to: life-cycle risk – Low Birth rate**

[Questionnaire] Lastly, please indicate the extent to which you think Korean society is exposed to each of the possible risks listed below... Life-Cycle Risk... Low Fertility

[VAR] EXPOS11

RESPONSE	PUNCH	03-07	2008	2009	2010	2011	2012	2013	2014	2016	2018	2021	2023	TOTAL
Totally exposed	1	-	-	-	-	-	-	12.4	13.8	-	-	-	-	1.6
Fairly exposed	2	-	-	-	-	-	-	26.6	26.4	-	-	-	-	3.2
Somewhat exposed	3	-	-	-	-	-	-	32.7	34.1	-	-	-	-	4.0
Neither/ nor	4	-	-	-	-	-	-	17.1	15.2	-	-	-	-	1.9
Not so exposed	5	-	-	-	-	-	-	7.7	7.9	-	-	-	-	0.9
Not so much exposed	6	-	-	-	-	-	-	2.5	2.0	-	-	-	-	0.3
Not exposed at all	7	-	-	-	-	-	-	0.8	0.6	-	-	-	-	0.1
DK/NA	-8	-	-	-	-	-	-	0.2	0.0	-	-	-	-	0.0
IAP	-1	100.0	100.0	100.0	100.0	100.0	100.0	0.0	0.0	100.0	100.0	100.0	100.0	87.9
N		7276	1508	1599	1576	1535	1396	1294	1370	1051	1031	1205	1230	22071

\* SHOW CARD

\*\*\* Keyword: Government, Low Birth-rate

**Table 1395 Risk that the Korean society is actually exposed to: life-cycle risk – Population Aging**

[Questionnaire] Lastly, please indicate the extent to which you think Korean society is exposed to each of the possible risks listed below... Life-Cycle Risk... Population Aging

[VAR] EXPOS12

RESPONSE	PUNCH	03-07	2008	2009	2010	2011	2012	2013	2014	2016	2018	2021	2023	TOTAL
Totally exposed	1	-	-	-	-	-	-	15.2	16.0	-	-	-	-	1.9
Fairly exposed	2	-	-	-	-	-	-	29.5	30.6	-	-	-	-	3.6
Somewhat exposed	3	-	-	-	-	-	-	32.6	32.9	-	-	-	-	4.0
Neither/ nor	4	-	-	-	-	-	-	14.0	12.5	-	-	-	-	1.6
Not so exposed	5	-	-	-	-	-	-	6.4	6.3	-	-	-	-	0.8
Not so much exposed	6	-	-	-	-	-	-	1.7	1.4	-	-	-	-	0.2
Not exposed at all	7	-	-	-	-	-	-	0.4	0.3	-	-	-	-	0.0
DK/NA	-8	-	-	-	-	-	-	0.2	0.0	-	-	-	-	0.0
IAP	-1	100.0	100.0	100.0	100.0	100.0	100.0	0.0	0.0	100.0	100.0	100.0	100.0	87.9
N		7276	1508	1599	1576	1535	1396	1294	1370	1051	1031	1205	1230	22071

\* SHOW CARD

\*\*\* Keyword: Government, Aging

**Table 1396 Risk that the Korean society is actually exposed to: social risk – Infringement on Individual Privacy**

[Questionnaire] Lastly, please indicate the extent to which you think Korean society is exposed to each of the possible risks listed below... Social Risk... Infringement on Individual Privacy (CCTV, Wiretapping, Hidden Camara, etc.)

[VAR] EXPOS13

RESPONSE	PUNCH	03-07	2008	2009	2010	2011	2012	2013	2014	2016	2018	2021	2023	TOTAL
Totally exposed	1	-	-	-	-	-	-	7.2	7.7	-	-	-	-	0.9
Fairly exposed	2	-	-	-	-	-	-	20.5	23.9	-	-	-	-	2.7
Somewhat exposed	3	-	-	-	-	-	-	36.1	36.8	-	-	-	-	4.4
Neither/ nor	4	-	-	-	-	-	-	20.8	17.4	-	-	-	-	2.3
Not so exposed	5	-	-	-	-	-	-	11.4	10.5	-	-	-	-	1.3
Not so much exposed	6	-	-	-	-	-	-	2.8	2.7	-	-	-	-	0.3
Not exposed at all	7	-	-	-	-	-	-	0.9	1.0	-	-	-	-	0.1
DK/NA	-8	-	-	-	-	-	-	0.2	0.0	-	-	-	-	0.0
IAP	-1	100.0	100.0	100.0	100.0	100.0	100.0	0.0	0.0	100.0	100.0	100.0	100.0	87.9
N		7276	1508	1599	1576	1535	1396	1294	1370	1051	1031	1205	1230	22071

\* SHOW CARD

\*\*\* Keyword: Government, Privacy Invasion



**Table 1397 Risk that the Korean society is actually exposed to: social risk – Violent Crime**

[Questionnaire] Lastly, please indicate the extent to which you think Korean society is exposed to each of the possible risks listed below... Social Risk... Violent Crime (Sexual Assault, Bullying at Schools, Family Violence, Robbery, Murder, etc.)

[VAR] EXPOS14

RESPONSE	PUNCH	03-07	2008	2009	2010	2011	2012	2013	2014	2016	2018	2021	2023	TOTAL
Totally exposed	1	-	-	-	-	-	-	12.6	11.0	-	-	-	-	1.4
Fairly exposed	2	-	-	-	-	-	-	27.0	27.1	-	-	-	-	3.3
Somewhat exposed	3	-	-	-	-	-	-	35.1	35.4	-	-	-	-	4.3
Neither/ nor	4	-	-	-	-	-	-	14.7	14.8	-	-	-	-	1.8
Not so exposed	5	-	-	-	-	-	-	7.5	8.4	-	-	-	-	1.0
Not so much exposed	6	-	-	-	-	-	-	1.9	2.6	-	-	-	-	0.3
Not exposed at all	7	-	-	-	-	-	-	1.0	0.6	-	-	-	-	0.1
DK/NA	-8	-	-	-	-	-	-	0.2	0.0	-	-	-	-	0.0
IAP	-1	100.0	100.0	100.0	100.0	100.0	100.0	0.0	0.0	100.0	100.0	100.0	100.0	87.9
N		7276	1508	1599	1576	1535	1396	1294	1370	1051	1031	1205	1230	22071

\* SHOW CARD

\*\*\* Keyword: Government, Violence, Crime, Family, Murder

**Table 1398 Risk that the Korean society is actually exposed to: social risk – Man-Made Accidents and Industrial Accident**

[Questionnaire] Lastly, please indicate the extent to which you think Korean society is exposed to each of the possible risks listed below... Social Risk... Man-Made Accidents and Industrial Accidents (Car Accidents, Gas Explosion, Outflow of Chemical Materials, etc.)

[VAR] EXPOS15

RESPONSE	PUNCH	03-07	2008	2009	2010	2011	2012	2013	2014	2016	2018	2021	2023	TOTAL
Totally exposed	1	-	-	-	-	-	-	6.1	8.6	-	-	-	-	0.9
Fairly exposed	2	-	-	-	-	-	-	16.5	21.5	-	-	-	-	2.3
Somewhat exposed	3	-	-	-	-	-	-	39.1	37.5	-	-	-	-	4.6
Neither/ nor	4	-	-	-	-	-	-	23.9	21.2	-	-	-	-	2.7
Not so exposed	5	-	-	-	-	-	-	10.4	8.8	-	-	-	-	1.2
Not so much exposed	6	-	-	-	-	-	-	2.9	1.8	-	-	-	-	0.3
Not exposed at all	7	-	-	-	-	-	-	0.8	0.6	-	-	-	-	0.1
DK/NA	-8	-	-	-	-	-	-	0.2	0.0	-	-	-	-	0.0
IAP	-1	100.0	100.0	100.0	100.0	100.0	100.0	0.0	0.0	100.0	100.0	100.0	100.0	87.9
N		7276	1508	1599	1576	1535	1396	1294	1370	1051	1031	1205	1230	22071

\* SHOW CARD

\*\*\* Keyword: Government, Man-Made Accidents, Industrial Accident, Accident

**Table 1399 Risk that the Korean society is actually exposed to: social risk – Risks from Scientific and/or Information Technology**

[Questionnaire] Lastly, please indicate the extent to which you think Korean society is exposed to each of the possible risks listed below... Social Risk... Risks from Scientific and/or Information Technology (Gene Cloning, Computer Virus, Leak of Individual Information, etc.)

[VAR] EXPOS16

RESPONSE	PUNCH	03-07	2008	2009	2010	2011	2012	2013	2014	2016	2018	2021	2023	TOTAL
Totally exposed	1	-	-	-	-	-	-	6.9	10.8	-	-	-	-	1.1
Fairly exposed	2	-	-	-	-	-	-	18.3	24.5	-	-	-	-	2.6
Somewhat exposed	3	-	-	-	-	-	-	32.9	32.8	-	-	-	-	4.0
Neither/ nor	4	-	-	-	-	-	-	26.1	20.7	-	-	-	-	2.8
Not so exposed	5	-	-	-	-	-	-	10.4	8.2	-	-	-	-	1.1
Not so much exposed	6	-	-	-	-	-	-	3.9	2.3	-	-	-	-	0.4
Not exposed at all	7	-	-	-	-	-	-	1.2	0.7	-	-	-	-	0.1
DK/NA	-8	-	-	-	-	-	-	0.2	0.0	-	-	-	-	0.0
IAP	-1	100.0	100.0	100.0	100.0	100.0	100.0	0.0	0.0	100.0	100.0	100.0	100.0	87.9
N		7276	1508	1599	1576	1535	1396	1294	1370	1051	1031	1205	1230	22071

\* SHOW CARD

\*\*\* Keyword: Government, Science, Technology, Information

**Table 1400 Risk that the Korean society is actually exposed to: economic risk – Unemployment and Poverty**

[Questionnaire] Lastly, please indicate the extent to which you think Korean society is exposed to each of the possible risks listed below... Economic Risk... Unemployment and Poverty

[VAR] EXPOS17

RESPONSE	PUNCH	03-07	2008	2009	2010	2011	2012	2013	2014	2016	2018	2021	2023	TOTAL
Totally exposed	1	-	-	-	-	-	-	11.7	11.7	-	-	-	-	1.4
Fairly exposed	2	-	-	-	-	-	-	26.1	27.0	-	-	-	-	3.2
Somewhat exposed	3	-	-	-	-	-	-	34.4	36.2	-	-	-	-	4.3
Neither/ nor	4	-	-	-	-	-	-	18.2	16.4	-	-	-	-	2.1
Not so exposed	5	-	-	-	-	-	-	7.3	6.4	-	-	-	-	0.8
Not so much exposed	6	-	-	-	-	-	-	1.4	1.5	-	-	-	-	0.2
Not exposed at all	7	-	-	-	-	-	-	0.7	0.7	-	-	-	-	0.1
DK/NA	-8	-	-	-	-	-	-	0.2	0.0	-	-	-	-	0.0
IAP	-1	100.0	100.0	100.0	100.0	100.0	100.0	0.0	0.0	100.0	100.0	100.0	100.0	87.9
N		7276	1508	1599	1576	1535	1396	1294	1370	1051	1031	1205	1230	22071

\* SHOW CARD

\*\*\* Keyword: Government, Poverty



**Table 1401 Risk that the Korean society is actually exposed to: economic risk – Housing Price Instability**

[Questionnaire] Lastly, please indicate the extent to which you think Korean society is exposed to each of the possible risks listed below... Economic Risk... Housing Price Instability (Sudden Rise or Fall)

[VAR] EXPOS18

RESPONSE	PUNCH	03-07	2008	2009	2010	2011	2012	2013	2014	2016	2018	2021	2023	TOTAL
Totally exposed	1	-	-	-	-	-	-	12.2	12.8	-	-	-	-	1.5
Fairly exposed	2	-	-	-	-	-	-	24.4	25.7	-	-	-	-	3.0
Somewhat exposed	3	-	-	-	-	-	-	37.9	34.4	-	-	-	-	4.4
Neither/ nor	4	-	-	-	-	-	-	17.5	18.9	-	-	-	-	2.2
Not so exposed	5	-	-	-	-	-	-	5.8	6.3	-	-	-	-	0.7
Not so much exposed	6	-	-	-	-	-	-	1.4	1.2	-	-	-	-	0.2
Not exposed at all	7	-	-	-	-	-	-	0.5	0.6	-	-	-	-	0.1
DK/NA	-8	-	-	-	-	-	-	0.3	0.0	-	-	-	-	0.0
IAP	-1	100.0	100.0	100.0	100.0	100.0	100.0	0.0	0.0	100.0	100.0	100.0	100.0	87.9
N		7276	1508	1599	1576	1535	1396	1294	1370	1051	1031	1205	1230	22071

\* SHOW CARD

\*\*\* Keyword: Government, Anxious

**Table 1402 Risk that the Korean society is actually exposed to: economic risk – Financing Instability**

[Questionnaire] Lastly, please indicate the extent to which you think Korean society is exposed to each of the possible risks listed below... Economic Risk... Financing Instability (National or Household Debts, Dropping of Stock Price, Soaring of Money Exchange Rate, etc.)

[VAR] EXPOS19

RESPONSE	PUNCH	03-07	2008	2009	2010	2011	2012	2013	2014	2016	2018	2021	2023	TOTAL
Totally exposed	1	-	-	-	-	-	-	8.8	9.1	-	-	-	-	1.1
Fairly exposed	2	-	-	-	-	-	-	21.9	24.1	-	-	-	-	2.8
Somewhat exposed	3	-	-	-	-	-	-	37.2	35.0	-	-	-	-	4.4
Neither/ nor	4	-	-	-	-	-	-	24.6	22.9	-	-	-	-	2.9
Not so exposed	5	-	-	-	-	-	-	5.4	6.9	-	-	-	-	0.7
Not so much exposed	6	-	-	-	-	-	-	1.5	1.5	-	-	-	-	0.2
Not exposed at all	7	-	-	-	-	-	-	0.5	0.6	-	-	-	-	0.1
DK/NA	-8	-	-	-	-	-	-	0.2	0.0	-	-	-	-	0.0
IAP	-1	100.0	100.0	100.0	100.0	100.0	100.0	0.0	0.0	100.0	100.0	100.0	100.0	87.9
N		7276	1508	1599	1576	1535	1396	1294	1370	1051	1031	1205	1230	22071

\* SHOW CARD

\*\*\* Keyword: Government, Anxious, Debt

**Table 1403 Risk that the Korean society is actually exposed to: economic risk – Economic Recession and Slowdown of Economic Growth**

[Questionnaire] Lastly, please indicate the extent to which you think Korean society is exposed to each of the possible risks listed below... Economic Recession and Slowdown of Economic Growth

[VAR] EXPOS20

RESPONSE	PUNCH	03-07	2008	2009	2010	2011	2012	2013	2014	2016	2018	2021	2023	TOTAL
Totally exposed	1	-	-	-	-	-	-	10.0	9.9	-	-	-	-	1.2
Fairly exposed	2	-	-	-	-	-	-	22.9	24.8	-	-	-	-	2.9
Somewhat exposed	3	-	-	-	-	-	-	36.2	36.7	-	-	-	-	4.4
Neither/ nor	4	-	-	-	-	-	-	23.4	20.7	-	-	-	-	2.7
Not so exposed	5	-	-	-	-	-	-	5.5	6.4	-	-	-	-	0.7
Not so much exposed	6	-	-	-	-	-	-	1.5	1.0	-	-	-	-	0.1
Not exposed at all	7	-	-	-	-	-	-	0.3	0.5	-	-	-	-	0.0
DK/NA	-8	-	-	-	-	-	-	0.2	0.0	-	-	-	-	0.0
IAP	-1	100.0	100.0	100.0	100.0	100.0	100.0	0.0	0.0	100.0	100.0	100.0	100.0	87.9
N		7276	1508	1599	1576	1535	1396	1294	1370	1051	1031	1205	1230	22071

\* SHOW CARD

\*\*\* Keyword: Government

**Table 1404 Risk that the Korean society is actually exposed to: political/international relations risk – Threatening by North Korea**

[Questionnaire] Lastly, please indicate the extent to which you think Korean society is exposed to each of the possible risks listed below... Political / International Relations Risk... Threatening by North Korea (Local or All-Out Warfare) and North Korean Nuclear Problem

[VAR] EXPOS21

RESPONSE	PUNCH	03-07	2008	2009	2010	2011	2012	2013	2014	2016	2018	2021	2023	TOTAL
Totally exposed	1	-	-	-	-	-	-	8.2	10.4	-	-	-	-	1.1
Fairly exposed	2	-	-	-	-	-	-	20.5	20.1	-	-	-	-	2.5
Somewhat exposed	3	-	-	-	-	-	-	35.9	32.7	-	-	-	-	4.1
Neither/ nor	4	-	-	-	-	-	-	20.5	21.2	-	-	-	-	2.5
Not so exposed	5	-	-	-	-	-	-	10.3	10.3	-	-	-	-	1.2
Not so much exposed	6	-	-	-	-	-	-	3.2	4.2	-	-	-	-	0.4
Not exposed at all	7	-	-	-	-	-	-	1.2	1.0	-	-	-	-	0.1
DK/NA	-8	-	-	-	-	-	-	0.2	0.0	-	-	-	-	0.0
IAP	-1	100.0	100.0	100.0	100.0	100.0	100.0	0.0	0.0	100.0	100.0	100.0	100.0	87.9
N		7276	1508	1599	1576	1535	1396	1294	1370	1051	1031	1205	1230	22071

\* SHOW CARD

\*\*\* Keyword: Government, North Korea



**Table 1405 Risk that the Korean society is actually exposed to: political/international relations risk –Infringement on Individual Human Right and Freedom by the government**

[Questionnaire] Lastly, please indicate the extent to which you think Korean society is exposed to each of the possible risks listed below... Political / International Relations Risk... Infringement on Individual Human Right and Freedom by the Nation-State

[VAR] EXPOS22

RESPONSE	PUNCH	03-07	2008	2009	2010	2011	2012	2013	2014	2016	2018	2021	2023	TOTAL
Totally exposed	1	-	-	-	-	-	-	3.5	6.3	-	-	-	-	0.6
Fairly exposed	2	-	-	-	-	-	-	11.4	13.9	-	-	-	-	1.5
Somewhat exposed	3	-	-	-	-	-	-	29.4	28.9	-	-	-	-	3.5
Neither/ nor	4	-	-	-	-	-	-	33.4	31.7	-	-	-	-	3.9
Not so exposed	5	-	-	-	-	-	-	16.2	13.5	-	-	-	-	1.8
Not so much exposed	6	-	-	-	-	-	-	4.4	4.6	-	-	-	-	0.5
Not exposed at all	7	-	-	-	-	-	-	1.6	1.1	-	-	-	-	0.2
DK/NA	-8	-	-	-	-	-	-	0.2	0.0	-	-	-	-	0.0
IAP	-1	100.0	100.0	100.0	100.0	100.0	100.0	0.0	0.0	100.0	100.0	100.0	100.0	87.9
N		7276	1508	1599	1576	1535	1396	1294	1370	1051	1031	1205	1230	22071

\* SHOW CARD

\*\*\* Keyword: Government, Infringement on Individual Human Right and Freedom

**Table 1406 Risk that the Korean society is actually exposed to: political/international relations risk – Restraint and Intimidation by Neighboring Powers**

[Questionnaire] Lastly, please indicate the extent to which you think Korean society is exposed to each of the possible risks listed below... Political / International Relations Risk... Restraint and Intimidation by Neighboring Powers (China, Japan, Russia, U.S. etc.)

[VAR] EXPOS23

RESPONSE	PUNCH	03-07	2008	2009	2010	2011	2012	2013	2014	2016	2018	2021	2023	TOTAL
Totally exposed	1	-	-	-	-	-	-	3.9	5.7	-	-	-	-	0.6
Fairly exposed	2	-	-	-	-	-	-	12.9	15.3	-	-	-	-	1.7
Somewhat exposed	3	-	-	-	-	-	-	31.0	28.7	-	-	-	-	3.6
Neither/ nor	4	-	-	-	-	-	-	31.1	32.1	-	-	-	-	3.8
Not so exposed	5	-	-	-	-	-	-	14.0	12.9	-	-	-	-	1.6
Not so much exposed	6	-	-	-	-	-	-	4.9	4.0	-	-	-	-	0.5
Not exposed at all	7	-	-	-	-	-	-	1.9	1.3	-	-	-	-	0.2
DK/NA	-8	-	-	-	-	-	-	0.2	0.0	-	-	-	-	0.0
IAP	-1	100.0	100.0	100.0	100.0	100.0	100.0	0.0	0.0	100.0	100.0	100.0	100.0	87.9
N		7276	1508	1599	1576	1535	1396	1294	1370	1051	1031	1205	1230	22071

\* SHOW CARD

\*\*\* Keyword: Government, Powerful Nations

**Table 1407 Risk that the Korean society is actually exposed to: political/international relations risk – Crisis of Democracy Resulting from Political and Economic Power**

[Questionnaire] Lastly, please indicate the extent to which you think Korean society is exposed to each of the possible risks listed below... Political / International Relations Risk... Crisis of Democracy Resulting from Political and Economic Powers

[VAR] EXPOS24

RESPONSE	PUNCH	03-07	2008	2009	2010	2011	2012	2013	2014	2016	2018	2021	2023	TOTAL
Totally exposed	1	-	-	-	-	-	-	5.3	6.1	-	-	-	-	0.7
Fairly exposed	2	-	-	-	-	-	-	13.1	15.1	-	-	-	-	1.7
Somewhat exposed	3	-	-	-	-	-	-	28.0	28.1	-	-	-	-	3.4
Neither/ nor	4	-	-	-	-	-	-	33.4	31.5	-	-	-	-	3.9
Not so exposed	5	-	-	-	-	-	-	13.2	14.5	-	-	-	-	1.7
Not so much exposed	6	-	-	-	-	-	-	4.9	3.5	-	-	-	-	0.5
Not exposed at all	7	-	-	-	-	-	-	2.0	1.2	-	-	-	-	0.2
DK/NA	-8	-	-	-	-	-	-	0.2	0.0	-	-	-	-	0.0
IAP	-1	100.0	100.0	100.0	100.0	100.0	100.0	0.0	0.0	100.0	100.0	100.0	100.0	87.9
N		7276	1508	1599	1576	1535	1396	1294	1370	1051	1031	1205	1230	22071

\* SHOW CARD

\*\*\* Keyword: Government, Political Power, Democracy

**Table 1408 Risk that the Korean society is actually exposed to: environmental risk – Accident in Nuclear Power Station**

[Questionnaire] Lastly, please indicate the extent to which you think Korean society is exposed to each of the possible risks listed below... Environmental Risk... Accident in Nuclear Power Stations (Leaking of Radioactive Materials, etc.)

[VAR] EXPOS25

RESPONSE	PUNCH	03-07	2008	2009	2010	2011	2012	2013	2014	2016	2018	2021	2023	TOTAL
Totally exposed	1	-	-	-	-	-	-	7.5	10.2	-	-	-	-	1.1
Fairly exposed	2	-	-	-	-	-	-	16.8	17.0	-	-	-	-	2.0
Somewhat exposed	3	-	-	-	-	-	-	32.5	32.3	-	-	-	-	3.9
Neither/ nor	4	-	-	-	-	-	-	23.7	24.8	-	-	-	-	2.9
Not so exposed	5	-	-	-	-	-	-	14.1	11.8	-	-	-	-	1.6
Not so much exposed	6	-	-	-	-	-	-	4.4	3.1	-	-	-	-	0.4
Not exposed at all	7	-	-	-	-	-	-	0.8	0.8	-	-	-	-	0.1
DK/NA	-8	-	-	-	-	-	-	0.2	0.0	-	-	-	-	0.0
IAP	-1	100.0	100.0	100.0	100.0	100.0	100.0	0.0	0.0	100.0	100.0	100.0	100.0	87.9
N		7276	1508	1599	1576	1535	1396	1294	1370	1051	1031	1205	1230	22071

\* SHOW CARD

\*\*\* Keyword: Government, Environment, Accident



**Table 1409 Risk that the Korean society is actually exposed to: environmental risk - Environmental Contamination**

[Questionnaire] Lastly, please indicate the extent to which you think Korean society is exposed to each of the possible risks listed below... Environmental Risk... Environmental Contamination (Water, Air, Noise, etc.)

[VAR] EXPOS26

RESPONSE	PUNCH	03-07	2008	2009	2010	2011	2012	2013	2014	2016	2018	2021	2023	TOTAL
Totally exposed	1	-	-	-	-	-	-	8.1	11.0	-	-	-	-	1.2
Fairly exposed	2	-	-	-	-	-	-	20.6	23.3	-	-	-	-	2.7
Somewhat exposed	3	-	-	-	-	-	-	39.8	38.6	-	-	-	-	4.7
Neither/ nor	4	-	-	-	-	-	-	19.9	17.8	-	-	-	-	2.3
Not so exposed	5	-	-	-	-	-	-	8.5	7.5	-	-	-	-	1.0
Not so much exposed	6	-	-	-	-	-	-	1.7	1.4	-	-	-	-	0.2
Not exposed at all	7	-	-	-	-	-	-	1.0	0.4	-	-	-	-	0.1
DK/NA	-8	-	-	-	-	-	-	0.4	0.0	-	-	-	-	0.0
IAP	-1	100.0	100.0	100.0	100.0	100.0	100.0	0.0	0.0	100.0	100.0	100.0	100.0	87.9
N		7276	1508	1599	1576	1535	1396	1294	1370	1051	1031	1205	1230	22071

\* SHOW CARD

\*\*\* Keyword: Government, Environment

**Table 1410 Risk that the Korean society is actually exposed to: environmental risk - Shortage and Exhaustion of Natural Resources**

[Questionnaire] Lastly, please indicate the extent to which you think Korean society is exposed to each of the possible risks listed below... Environmental Risk... Shortage and Exhaustion of Natural Resources (Water, Energy, etc.)

[VAR] EXPOS27

RESPONSE	PUNCH	03-07	2008	2009	2010	2011	2012	2013	2014	2016	2018	2021	2023	TOTAL
Totally exposed	1	-	-	-	-	-	-	8.0	10.4	-	-	-	-	1.1
Fairly exposed	2	-	-	-	-	-	-	20.0	19.9	-	-	-	-	2.4
Somewhat exposed	3	-	-	-	-	-	-	37.2	37.9	-	-	-	-	4.5
Neither/ nor	4	-	-	-	-	-	-	22.3	20.5	-	-	-	-	2.6
Not so exposed	5	-	-	-	-	-	-	8.3	9.2	-	-	-	-	1.1
Not so much exposed	6	-	-	-	-	-	-	3.3	1.6	-	-	-	-	0.3
Not exposed at all	7	-	-	-	-	-	-	0.8	0.5	-	-	-	-	0.1
DK/NA	-8	-	-	-	-	-	-	0.2	0.0	-	-	-	-	0.0
IAP	-1	100.0	100.0	100.0	100.0	100.0	100.0	0.0	0.0	100.0	100.0	100.0	100.0	87.9
N		7276	1508	1599	1576	1535	1396	1294	1370	1051	1031	1205	1230	22071

\* SHOW CARD

\*\*\* Keyword: Government, Environment, , Energy

**Table 1411 Risk that the Korean society is actually exposed to: environmental risk - Storage and Management of Radioactive Wastes**

[Questionnaire] Lastly, please indicate the extent to which you think Korean society is exposed to each of the possible risks listed below... Environmental Risk... Storage and Management of Radioactive Wastes

[VAR] EXPOS28

RESPONSE	PUNCH	03-07	2008	2009	2010	2011	2012	2013	2014	2016	2018	2021	2023	TOTAL
Totally exposed	1	-	-	-	-	-	-	7.3	10.1	-	-	-	-	1.1
Fairly exposed	2	-	-	-	-	-	-	14.8	16.7	-	-	-	-	1.9
Somewhat exposed	3	-	-	-	-	-	-	28.9	29.3	-	-	-	-	3.5
Neither/ nor	4	-	-	-	-	-	-	27.7	29.6	-	-	-	-	3.5
Not so exposed	5	-	-	-	-	-	-	13.4	11.3	-	-	-	-	1.5
Not so much exposed	6	-	-	-	-	-	-	6.1	2.5	-	-	-	-	0.5
Not exposed at all	7	-	-	-	-	-	-	1.6	0.5	-	-	-	-	0.1
DK/NA	-8	-	-	-	-	-	-	0.2	0.0	-	-	-	-	0.0
IAP	-1	100.0	100.0	100.0	100.0	100.0	100.0	0.0	0.0	100.0	100.0	100.0	100.0	87.9
N		7276	1508	1599	1576	1535	1396	1294	1370	1051	1031	1205	1230	22071

\* SHOW CARD

\*\*\* Keyword: Government, Environment, Waste

**Table 1412 Foremost exposed risk of the Korean society**

[Questionnaire] Then, what are two of the most kinds of risks to which you think Korean society is exposed among the above?

[VAR] COPE4

RESPONSE	PUNCH	03-07	2008	2009	2010	2011	2012	2013	2014	2016	2018	2021	2023	TOTAL
Natural risk	1	-	-	-	-	-	-	8.4	-	-	-	-	-	0.5
Health risk	2	-	-	-	-	-	-	6.4	-	-	-	-	-	0.4
Life-cycle risk	3	-	-	-	-	-	-	13.1	-	-	-	-	-	0.8
Social risk	4	-	-	-	-	-	-	15.2	-	-	-	-	-	0.9
Economic risk	5	-	-	-	-	-	-	30.0	-	-	-	-	-	1.8
Political / International relations risk	6	-	-	-	-	-	-	11.5	-	-	-	-	-	0.7
Environmental risk	7	-	-	-	-	-	-	15.1	-	-	-	-	-	0.9
DK/NA	-8	-	-	-	-	-	-	0.2	-	-	-	-	-	0.0
IAP	-1	100.0	100.0	100.0	100.0	100.0	100.0	0.0	100.0	100.0	100.0	100.0	100.0	94.1
N		7276	1508	1599	1576	1535	1396	1294	1370	1051	1031	1205	1230	22071

\* SHOW CARD



**Table 1413 Opinion on the government regulations**

[Questionnaire] There's a view that various government regulations are the obstacles to Korea's economic development.

On the other hand, there is a view that government regulations are necessary to protect the small and medium-sized businesses from large enterprises. What do you think about the government regulation on businesses?

[VAR] GOVRGLT

RESPONSE	PUNCH	03-07	2008	2009	2010	2011	2012	2013	2014	2016	2018	2021	2023	TOTAL
Government regulation is necessary	1	-	-	-	-	-	-	-	-	15.7	-	-	-	0.7
Some government regulation is necessary	2	-	-	-	-	-	-	-	-	70.9	-	-	-	3.4
Government regulation is not necessary	3	-	-	-	-	-	-	-	-	11.0	-	-	-	0.5
Government regulation is not necessary at all	4	-	-	-	-	-	-	-	-	1.6	-	-	-	0.1
DK/NA	-8	-	-	-	-	-	-	-	-	0.8	-	-	-	0.0
IAP	-1	100.0	100.0	100.0	100.0	100.0	100.0	100.0	100.0	0.0	100.0	100.0	100.0	95.2
N		7276	1508	1599	1576	1535	1396	1294	1370	1051	1031	1205	1230	22071

\* SHOW CARD

\*\*\* Keyword: Government, Regulation

**Table 1414 Opinion on nuclear energy: Nuclear power generation contributes stable power supply in our country**

[Questionnaire] How much do you agree or disagree with each of these statements?... Nuclear power generation contributes to stable power supply in our country.

[VAR] NUKEPLT1

RESPONSE	PUNCH	03-07	2008	2009	2010	2011	2012	2013	2014	2016	2018	2021	2023	TOTAL
Strongly agree	1	-	-	-	-	-	-	-	-	16.5	-	-	-	0.8
Agree	2	-	-	-	-	-	-	-	-	64.7	-	-	-	3.1
Disagree	3	-	-	-	-	-	-	-	-	13.7	-	-	-	0.7
Strongly disagree	4	-	-	-	-	-	-	-	-	2.9	-	-	-	0.1
DK/NA	-8	-	-	-	-	-	-	-	-	2.3	-	-	-	0.1
IAP	-1	100.0	100.0	100.0	100.0	100.0	100.0	100.0	100.0	0.0	100.0	100.0	100.0	95.2
N		7276	1508	1599	1576	1535	1396	1294	1370	1051	1031	1205	1230	22071

\* SHOW CARD

\*\*\* Keyword: Nuclear Power Generation

**Table 1415 Opinion on nuclear energy: Nuclear power generation helps reduce greenhouse gases in our country**

[Questionnaire] How much do you agree or disagree with each of these statements?... Nuclear power generation helps reduce greenhouse gases in our country.

[VAR] NUKEPLT2

RESPONSE	PUNCH	03-07	2008	2009	2010	2011	2012	2013	2014	2016	2018	2021	2023	TOTAL
Strongly agree	1	-	-	-	-	-	-	-	-	10.9	-	-	-	0.5
Agree	2	-	-	-	-	-	-	-	-	50.0	-	-	-	2.4
Disagree	3	-	-	-	-	-	-	-	-	28.7	-	-	-	1.4
Strongly disagree	4	-	-	-	-	-	-	-	-	4.9	-	-	-	0.2
DK/NA	-8	-	-	-	-	-	-	-	-	5.4	-	-	-	0.3
IAP	-1	100.0	100.0	100.0	100.0	100.0	100.0	100.0	100.0	0.0	100.0	100.0	100.0	95.2
N		7276	1508	1599	1576	1535	1396	1294	1370	1051	1031	1205	1230	22071

\* SHOW CARD

\*\*\* Keyword: Nuclear Power Generation, Environment

**Table 1416 Opinion on nuclear energy: Nuclear power generation contributes to our country's economic development**

[Questionnaire] How much do you agree or disagree with each of these statements?... Nuclear power generation contributes to our country's economic development.

[VAR] NUKEPLT3

RESPONSE	PUNCH	03-07	2008	2009	2010	2011	2012	2013	2014	2016	2018	2021	2023	TOTAL
Strongly agree	1	-	-	-	-	-	-	-	-	14.1	-	-	-	0.7
Agree	2	-	-	-	-	-	-	-	-	62.0	-	-	-	2.9
Disagree	3	-	-	-	-	-	-	-	-	17.5	-	-	-	0.8
Strongly disagree	4	-	-	-	-	-	-	-	-	3.1	-	-	-	0.1
DK/NA	-8	-	-	-	-	-	-	-	-	3.2	-	-	-	0.2
IAP	-1	100.0	100.0	100.0	100.0	100.0	100.0	100.0	100.0	0.0	100.0	100.0	100.0	95.2
N		7276	1508	1599	1576	1535	1396	1294	1370	1051	1031	1205	1230	22071

\* SHOW CARD

\*\*\* Keyword: Nuclear Power Generation, National Economy

**Table 1417 Opinion on nuclear energy: Nuclear power plants are safe.**

[Questionnaire] How much do you agree or disagree with each of these statements?... Nuclear power plants are safe.

[VAR] NUKEPLT4

RESPONSE	PUNCH	03-07	2008	2009	2010	2011	2012	2013	2014	2016	2018	2021	2023	TOTAL
Strongly agree	1	-	-	-	-	-	-	-	-	4.3	-	-	-	0.2
Agree	2	-	-	-	-	-	-	-	-	23.6	-	-	-	1.1
Disagree	3	-	-	-	-	-	-	-	-	44.1	-	-	-	2.1
Strongly disagree	4	-	-	-	-	-	-	-	-	25.1	-	-	-	1.2
DK/NA	-8	-	-	-	-	-	-	-	-	2.9	-	-	-	0.1
IAP	-1	100.0	100.0	100.0	100.0	100.0	100.0	100.0	100.0	0.0	100.0	100.0	100.0	95.2
N		7276	1508	1599	1576	1535	1396	1294	1370	1051	1031	1205	1230	22071

\* SHOW CARD

\*\*\* Keyword: Nuclear Power Generation, Safety



**Table 1418 Opinion on nuclear energy: Nuclear power plants are safely managing radioactive wastes.**

[Questionnaire] How much do you agree or disagree with each of these statements?... Nuclear power plants are safely managing radioactive wastes.

[VAR] NUKEPLT5

RESPONSE	PUNCH	03-07	2008	2009	2010	2011	2012	2013	2014	2016	2018	2021	2023	TOTAL
Strongly agree	1	-	-	-	-	-	-	-	-	3.2	-	-	-	0.2
Agree	2	-	-	-	-	-	-	-	-	33.3	-	-	-	1.6
Disagree	3	-	-	-	-	-	-	-	-	43.1	-	-	-	2.1
Strongly disagree	4	-	-	-	-	-	-	-	-	15.0	-	-	-	0.7
DK/NA	-8	-	-	-	-	-	-	-	-	5.3	-	-	-	0.3
IAP	-1	100.0	100.0	100.0	100.0	100.0	100.0	100.0	100.0	0.0	100.0	100.0	100.0	95.2
N		7276	1508	1599	1576	1535	1396	1294	1370	1051	1031	1205	1230	22071

\* SHOW CARD

\*\*\* Keyword: Nuclear Power Generation, Waste

**Table 1419 pinion on nuclear energy: There should be more nuclear power plants**

[Questionnaire] How much do you agree or disagree with each of these statements?... There should be more nuclear power plants.

[VAR] NUKEPLT6

RESPONSE	PUNCH	03-07	2008	2009	2010	2011	2012	2013	2014	2016	2018	2021	2023	TOTAL
Strongly agree	1	-	-	-	-	-	-	-	-	4.2	-	-	-	0.2
Agree	2	-	-	-	-	-	-	-	-	20.7	-	-	-	1.0
Disagree	3	-	-	-	-	-	-	-	-	45.9	-	-	-	2.2
Strongly disagree	4	-	-	-	-	-	-	-	-	25.6	-	-	-	1.2
DK/NA	-8	-	-	-	-	-	-	-	-	3.6	-	-	-	0.2
IAP	-1	100.0	100.0	100.0	100.0	100.0	100.0	100.0	100.0	0.0	100.0	100.0	100.0	95.2
N		7276	1508	1599	1576	1535	1396	1294	1370	1051	1031	1205	1230	22071

\* SHOW CARD

\*\*\* Keyword: Nuclear Power Generation

**Table 1420 Opinion on nuclear energy: I would like to have a nuclear power plant hosted in the region I reside in**

[Questionnaire] How much do you agree or disagree with each of these statements?... I would like to have a nuclear power plant hosted in the region I reside in.

[VAR] NUKEPLT7

RESPONSE	PUNCH	03-07	2008	2009	2010	2011	2012	2013	2014	2016	2018	2021	2023	TOTAL
Strongly agree	1	-	-	-	-	-	-	-	-	1.7	-	-	-	0.1
Agree	2	-	-	-	-	-	-	-	-	12.5	-	-	-	0.6
Disagree	3	-	-	-	-	-	-	-	-	34.4	-	-	-	1.6
Strongly disagree	4	-	-	-	-	-	-	-	-	48.4	-	-	-	2.3
DK/NA	-8	-	-	-	-	-	-	-	-	2.9	-	-	-	0.1
IAP	-1	100.0	100.0	100.0	100.0	100.0	100.0	100.0	100.0	0.0	100.0	100.0	100.0	95.2
N		7276	1508	1599	1576	1535	1396	1294	1370	1051	1031	1205	1230	22071

\* SHOW CARD

\*\*\* Keyword: Nuclear Power Generation

**Table 1421 Opinion on nuclear energy: The areas near nuclear power plants will be developed because it attracts government businesses**

[Questionnaire] How much do you agree or disagree with each of these statements?... Developed because it attracts government supports as well as related agencies and businesses.

[VAR] NUKEPLT8

RESPONSE	PUNCH	03-07	2008	2009	2010	2011	2012	2013	2014	2016	2018	2021	2023	TOTAL
Strongly agree	1	-	-	-	-	-	-	-	-	5.5	-	-	-	0.3
Agree	2	-	-	-	-	-	-	-	-	39.5	-	-	-	1.9
Disagree	3	-	-	-	-	-	-	-	-	36.3	-	-	-	1.7
Strongly disagree	4	-	-	-	-	-	-	-	-	14.3	-	-	-	0.7
DK/NA	-8	-	-	-	-	-	-	-	-	4.4	-	-	-	0.2
IAP	-1	100.0	100.0	100.0	100.0	100.0	100.0	100.0	100.0	0.0	100.0	100.0	100.0	95.2
N		7276	1508	1599	1576	1535	1396	1294	1370	1051	1031	1205	1230	22071

\* SHOW CARD

\*\*\* Keyword: Nuclear Power Generation

**Table 1422 Opinion on nuclear energy: Nuclear power plants have more benefits than harms to a nation**

[Questionnaire] How much do you agree or disagree with each of these statements?... Nuclear power plants have more benefits than harms to a nation.

[VAR] NUKEPLT9

RESPONSE	PUNCH	03-07	2008	2009	2010	2011	2012	2013	2014	2016	2018	2021	2023	TOTAL
Strongly agree	1	-	-	-	-	-	-	-	-	8.4	-	-	-	0.4
Agree	2	-	-	-	-	-	-	-	-	49.9	-	-	-	2.4
Disagree	3	-	-	-	-	-	-	-	-	27.9	-	-	-	1.3
Strongly disagree	4	-	-	-	-	-	-	-	-	9.9	-	-	-	0.5
DK/NA	-8	-	-	-	-	-	-	-	-	3.9	-	-	-	0.2
IAP	-1	100.0	100.0	100.0	100.0	100.0	100.0	100.0	100.0	0.0	100.0	100.0	100.0	95.2
N		7276	1508	1599	1576	1535	1396	1294	1370	1051	1031	1205	1230	22071

\* SHOW CARD

\*\*\* Keyword: Nuclear Power Generation, National Interests



**Table 1423 Opinion on direction of nuclear power development policy (A type)**

[Questionnaire] What direction do you think our country's nuclear power development policy should go?

[VAR] NUKPLT10A

RESPONSE	PUNCH	03-07	2008	2009	2010	2011	2012	2013	2014	2016	2018	2021	2023	TOTAL
Expand nuclear power	1	-	-	-	-	-	-	-	-	-	8.5	10.8	13.9	1.8
Stay at the current level of nuclear power	2	-	-	-	-	-	-	-	-	-	23.2	28.3	25.7	4.1
Reduce nuclear power	3	-	-	-	-	-	-	-	-	-	15.9	8.0	9.9	1.7
DK/NA	-8	-	-	-	-	-	-	-	-	-	3.3	2.6	1.7	0.4
IAP	-1	100.0	100.0	100.0	100.0	100.0	100.0	100.0	100.0	100.0	49.0	50.3	48.7	92.1
N		7276	1508	1599	1576	1535	1396	1294	1370	1051	1031	1205	1230	22071

\* SHOW CARD

\*\*\* Keyword: Policy, Nuclear Power Development

**Table 1424 Opinion on direction of nuclear power development policy (B type)**

[Questionnaire] What direction do you think our country's nuclear power development policy should go?

[VAR] NUKPLT10B

RESPONSE	PUNCH	03-07	2008	2009	2010	2011	2012	2013	2014	2016	2018	2021	2023	TOTAL
Reduce nuclear power	1	-	-	-	-	-	-	-	-	-	13.6	8.8	7.6	1.5
Stay at the current level of nuclear power	2	-	-	-	-	-	-	-	-	-	23.4	29.4	26.6	4.2
Expand nuclear power	3	-	-	-	-	-	-	-	-	-	9.1	9.0	11.5	1.6
DK/NA	-8	-	-	-	-	-	-	-	-	-	3.0	3.2	3.0	0.5
IAP	-1	100.0	100.0	100.0	100.0	100.0	100.0	100.0	100.0	100.0	51.0	49.7	51.3	92.2
N		7276	1508	1599	1576	1535	1396	1294	1370	1051	1031	1205	1230	22071

\* SHOW CARD

\*\*\* Keyword: Policy, Nuclear Power Development

**Table 1425 The energy source that should be used the most**

[Questionnaire] Considering the energy situation, which energy source do you think our nation should use the most?

[VAR] FUTENEGY

RESPONSE	PUNCH	03-07	2008	2009	2010	2011	2012	2013	2014	2016	2018	2021	2023	TOTAL
Hydroelectric Energy	1	-	-	-	-	-	-	-	-	6.1	-	-	-	0.3
Thermal Energy	2	-	-	-	-	-	-	-	-	2.2	-	-	-	0.1
Nuclear Energy	3	-	-	-	-	-	-	-	-	12.0	-	-	-	0.6
Renewable Energy	4	-	-	-	-	-	-	-	-	75.8	-	-	-	3.6
DK/NA	-8	-	-	-	-	-	-	-	-	3.9	-	-	-	0.2
IAP	-1	100.0	100.0	100.0	100.0	100.0	100.0	100.0	100.0	0.0	100.0	100.0	100.0	95.2
N		7276	1508	1599	1576	1535	1396	1294	1370	1051	1031	1205	1230	22071

\* SHOW CARD

\*\*\* Keyword: Future, Energy

**Table 1426 R's influence over the decision regarding how to carry out daily tasks at work**

[Questionnaire] For the work you do, how much influence do you have in the following areas?... Decision regarding how to carry out daily tasks at work

[VAR] WRIGHTC1

RESPONSE	PUNCH	03-07	2008	2009	2010	2011	2012	2013	2014	2016	2018	2021	2023	TOTAL
I have no influence	0	-	-	-	-	-	-	-	-	1.5	-	-	-	0.1
1	1	-	-	-	-	-	-	-	-	0.5	-	-	-	0.0
2	2	-	-	-	-	-	-	-	-	2.7	-	-	-	0.1
3	3	-	-	-	-	-	-	-	-	2.9	-	-	-	0.1
4	4	-	-	-	-	-	-	-	-	3.4	-	-	-	0.2
5	5	-	-	-	-	-	-	-	-	10.8	-	-	-	0.5
6	6	-	-	-	-	-	-	-	-	5.4	-	-	-	0.3
7	7	-	-	-	-	-	-	-	-	8.9	-	-	-	0.4
8	8	-	-	-	-	-	-	-	-	8.2	-	-	-	0.4
9	9	-	-	-	-	-	-	-	-	4.2	-	-	-	0.2
I have full control	10	-	-	-	-	-	-	-	-	8.5	-	-	-	0.4
DK/NA	-8	-	-	-	-	-	-	-	-	1.0	-	-	-	0.0
IAP	-1	100.0	100.0	100.0	100.0	100.0	100.0	100.0	100.0	42.0	100.0	100.0	100.0	97.2
N		7276	1508	1599	1576	1535	1396	1294	1370	1051	1031	1205	1230	22071

\* SHOW CARD

\*\*\* Keyword: Work, Decision

**Table 1427 R's influence in deciding on company guidelines regarding group activity**

[Questionnaire] For the work you do, how much influence do you have in the following areas?... Influence in deciding on company guidelines regarding group activity

[VAR] WRIGHTC2

RESPONSE	PUNCH	03-07	2008	2009	2010	2011	2012	2013	2014	2016	2018	2021	2023	TOTAL
I have no influence	0	-	-	-	-	-	-	-	-	3.5	-	-	-	0.2
1	1	-	-	-	-	-	-	-	-	1.4	-	-	-	0.1
2	2	-	-	-	-	-	-	-	-	3.5	-	-	-	0.2
3	3	-	-	-	-	-	-	-	-	3.5	-	-	-	0.2
4	4	-	-	-	-	-	-	-	-	3.0	-	-	-	0.1
5	5	-	-	-	-	-	-	-	-	10.4	-	-	-	0.5
6	6	-	-	-	-	-	-	-	-	6.1	-	-	-	0.3
7	7	-	-	-	-	-	-	-	-	6.8	-	-	-	0.3
8	8	-	-	-	-	-	-	-	-	8.6	-	-	-	0.4
9	9	-	-	-	-	-	-	-	-	3.6	-	-	-	0.2
I have full control	10	-	-	-	-	-	-	-	-	5.8	-	-	-	0.3
DK/NA	-8	-	-	-	-	-	-	-	-	1.8	-	-	-	0.1
IAP	-1	100.0	100.0	100.0	100.0	100.0	100.0	100.0	100.0	42.0	100.0	100.0	100.0	97.2
N		7276	1508	1599	1576	1535	1396	1294	1370	1051	1031	1205	1230	22071

\* SHOW CARD

\*\*\* Keyword: Work, Decision, Policy



**Table 1428 Length of the vocational training (if R received the vocational training)**

[Questionnaire] (If you have had vocational training before) How long did you have the vocational training, and in what year did you finish it?

[VAR] TRAITERM

RESPONSE	PUNCH	03-07	2008	2009	2010	2011	2012	2013	2014	2016	2018	2021	2023	TOTAL
Less than 6 months	1	-	-	-	-	-	-	13.7	-	-	-	-	-	0.8
6 months~less than a year	2	-	-	-	-	-	-	3.0	-	-	-	-	-	0.2
More than a year~less than 2 years	3	-	-	-	-	-	-	2.5	-	-	-	-	-	0.1
2 years or more	4	-	-	-	-	-	-	1.4	-	-	-	-	-	0.1
IAP	-1	100.0	100.0	100.0	100.0	100.0	100.0	79.4	100.0	100.0	100.0	100.0	100.0	98.8
N		7276	1508	1599	1576	1535	1396	1294	1370	1051	1031	1205	1230	22071

\* SHOW CARD

\*\*\* Keyword: Occupation, Training

**Table 1429 Year the training was over (if R received the vocational training)**

[Questionnaire] (If you have vocational training before) How long did you have the vocational training, and in what year did you finish it?... Year the vocational training finished

[VAR] TRAIEND

RESPONSE	PUNCH	03-07	2008	2009	2010	2011	2012	2013	2014	2016	2018	2021	2023	TOTAL
1960-1969	1	-	-	-	-	-	-	0.1	-	-	-	-	-	0.0
1970-1979	2	-	-	-	-	-	-	0.8	-	-	-	-	-	0.0
1980-1989	3	-	-	-	-	-	-	2.1	-	-	-	-	-	0.1
1990-1999	4	-	-	-	-	-	-	3.1	-	-	-	-	-	0.2
2000-2009	5	-	-	-	-	-	-	6.6	-	-	-	-	-	0.4
After 2010	6	-	-	-	-	-	-	6.7	-	-	-	-	-	0.4
DK/NA	-8	-	-	-	-	-	-	1.2	-	-	-	-	-	0.1
IAP	-1	100.0	100.0	100.0	100.0	100.0	100.0	79.4	100.0	100.0	100.0	100.0	100.0	98.8
N		7276	1508	1599	1576	1535	1396	1294	1370	1051	1031	1205	1230	22071

\*\*\* Keyword: Training

**Table 1430 Whether R has a vocational certificate**

[Questionnaire] Do you happen to have a vocational certificate?

[VAR] HAVLICEN

RESPONSE	PUNCH	03-07	2008	2009	2010	2011	2012	2013	2014	2016	2018	2021	2023	TOTAL
Yes	1	-	-	-	-	-	-	17.9	-	-	-	-	-	1.0
No	2	-	-	-	-	-	-	82.1	-	-	-	-	-	4.8
IAP	-1	100.0	100.0	100.0	100.0	100.0	100.0	0.0	100.0	100.0	100.0	100.0	100.0	94.1
N		7276	1508	1599	1576	1535	1396	1294	1370	1051	1031	1205	1230	22071

**Table 1431 Kind of the vocational certificate 1 (if R has vocational certificates)**

[Questionnaire] (If you have a vocational certificate) What kind of certificate is it, and in what year did you get it?

Please answer for all kinds of certificate you have... certificate 1... Kind of certificate

[VAR] LICENTYP1

RESPONSE	PUNCH	03-07	2008	2009	2010	2011	2012	2013	2014	2016	2018	2021	2023	TOTAL
Level 1	1	-	-	-	-	-	-	9.5	-	-	-	-	-	0.6
Level 2	2	-	-	-	-	-	-	5.6	-	-	-	-	-	0.3
Highest certificate	3	-	-	-	-	-	-	2.5	-	-	-	-	-	0.1
DK/NA	-8	-	-	-	-	-	-	0.2	-	-	-	-	-	0.0
IAP	-1	100.0	100.0	100.0	100.0	100.0	100.0	82.1	100.0	100.0	100.0	100.0	100.0	99.0
N		7276	1508	1599	1576	1535	1396	1294	1370	1051	1031	1205	1230	22071

**Table 1432 Year that R obtained the vocational certificate 1 (if R has vocational certificates)**

[Questionnaire] (If you have a vocational certificate) What kind of certificate is it, and in what year did you get it?

Please answer for all kinds of certificate you have... certificate 1... Year obtained

[VAR] LICYEAR1

RESPONSE	PUNCH	03-07	2008	2009	2010	2011	2012	2013	2014	2016	2018	2021	2023	TOTAL
1960-1969	1	-	-	-	-	-	-	0.2	-	-	-	-	-	0.0
1970-1979	2	-	-	-	-	-	-	0.6	-	-	-	-	-	0.0
1980-1989	3	-	-	-	-	-	-	3.3	-	-	-	-	-	0.2
1990-1999	4	-	-	-	-	-	-	5.8	-	-	-	-	-	0.3
2000-2009	5	-	-	-	-	-	-	5.6	-	-	-	-	-	0.3
2010-2013	6	-	-	-	-	-	-	2.1	-	-	-	-	-	0.1
DK/NA	-8	-	-	-	-	-	-	0.2	-	-	-	-	-	0.0
IAP	-1	100.0	100.0	100.0	100.0	100.0	100.0	82.2	100.0	100.0	100.0	100.0	100.0	99.0
N		7276	1508	1599	1576	1535	1396	1294	1370	1051	1031	1205	1230	22071

**Table 1433 Kind of the vocational certificate 2 (if R has vocational certificates)**

[Questionnaire] (If you have a vocational certificate) What kind of certificate is it, and in what year did you get it?

Please answer for all kinds of certificate you have... certificate 2... Kind of certificate

[VAR] LICENTYP2

RESPONSE	PUNCH	03-07	2008	2009	2010	2011	2012	2013	2014	2016	2018	2021	2023	TOTAL
Level 1	1	-	-	-	-	-	-	2.3	-	-	-	-	-	0.1
Level 2	2	-	-	-	-	-	-	2.0	-	-	-	-	-	0.1
Highest certificate	3	-	-	-	-	-	-	0.6	-	-	-	-	-	0.0
IAP	-1	100.0	100.0	100.0	100.0	100.0	100.0	95.1	100.0	100.0	100.0	100.0	100.0	99.7
N		7276	1508	1599	1576	1535	1396	1294	1370	1051	1031	1205	1230	22071



**Table 1434 Year that R obtained the vocational certificate 2 (if R has vocational certificates)**

[Questionnaire] (If you have a vocational certificate) What kind of certificate is it, and in what year did you get it?

Please answer for all kinds of certificate you have... certificate 2... Year obtained

[VAR] LICYEAR2

RESPONSE	PUNCH	03-07	2008	2009	2010	2011	2012	2013	2014	2016	2018	2021	2023	TOTAL
1970-1979	1	-	-	-	-	-	-	0.2	-	-	-	-	-	0.0
1980-1989	2	-	-	-	-	-	-	0.5	-	-	-	-	-	0.0
1990-1999	3	-	-	-	-	-	-	1.3	-	-	-	-	-	0.1
2000-2009	4	-	-	-	-	-	-	1.8	-	-	-	-	-	0.1
2010-2013	5	-	-	-	-	-	-	1.1	-	-	-	-	-	0.1
DK/NA	-8	-	-	-	-	-	-	0.1	-	-	-	-	-	0.0
IAP	-1	100.0	100.0	100.0	100.0	100.0	100.0	95.1	100.0	100.0	100.0	100.0	100.0	99.7
N		7276	1508	1599	1576	1535	1396	1294	1370	1051	1031	1205	1230	22071

**Table 1435 Kind of the vocational certificate 3 (if R has vocational certificates)**

[Questionnaire] (If you have a vocational certificate) What kind of certificate is it, and in what year did you get it?

Please answer for all kinds of certificate you have... certificate 3... Kind of certificate

[VAR] LICENTYP3

RESPONSE	PUNCH	03-07	2008	2009	2010	2011	2012	2013	2014	2016	2018	2021	2023	TOTAL
Level 1	1	-	-	-	-	-	-	0.5	-	-	-	-	-	0.0
Level 2	2	-	-	-	-	-	-	0.4	-	-	-	-	-	0.0
Highest certificate	3	-	-	-	-	-	-	0.2	-	-	-	-	-	0.0
IAP	-1	100.0	100.0	100.0	100.0	100.0	100.0	99.0	100.0	100.0	100.0	100.0	100.0	99.9
N		7276	1508	1599	1576	1535	1396	1294	1370	1051	1031	1205	1230	22071

**Table 1436 Year that R obtained the vocational certificate 3 (if R has vocational certificates)**

[Questionnaire] (If you have a vocational certificate) What kind of certificate is it, and in what year did you get it?

Please answer for all kinds of certificate you have... certificate 3... Year obtained

[VAR] LICYEAR3

RESPONSE	PUNCH	03-07	2008	2009	2010	2011	2012	2013	2014	2016	2018	2021	2023	TOTAL
1970-1979	1	-	-	-	-	-	-	0.1	-	-	-	-	-	0.0
1980-1989	2	-	-	-	-	-	-	0.1	-	-	-	-	-	0.0
1990-1999	3	-	-	-	-	-	-	0.1	-	-	-	-	-	0.0
2000-2009	4	-	-	-	-	-	-	0.5	-	-	-	-	-	0.0
2010-2013	5	-	-	-	-	-	-	0.2	-	-	-	-	-	0.0
DK/NA	-8	-	-	-	-	-	-	0.1	-	-	-	-	-	0.0
IAP	-1	100.0	100.0	100.0	100.0	100.0	100.0	99.0	100.0	100.0	100.0	100.0	100.0	99.9
N		7276	1508	1599	1576	1535	1396	1294	1370	1051	1031	1205	1230	22071

**Table 1437 Whether R has worked before in the Middle East**

[Questionnaire] Have you ever been working in the Middle East before?

[VAR] MIDEAST

RESPONSE	PUNCH	03-07	2008	2009	2010	2011	2012	2013	2014	2016	2018	2021	2023	TOTAL
Yes	1	-	-	-	-	-	-	0.9	-	-	-	-	-	0.1
No	2	-	-	-	-	-	-	99.1	-	-	-	-	-	5.8
IAP	-1	100.0	100.0	100.0	100.0	100.0	100.0	0.0	100.0	100.0	100.0	100.0	100.0	94.1
N		7276	1508	1599	1576	1535	1396	1294	1370	1051	1031	1205	1230	22071

**Table 1438 Year R started to work in the Middle East (if R has worked before in the Middle East)**

[Questionnaire] Have you ever been working in the Middle East before?... From the year

[VAR] MIDSTART

RESPONSE	PUNCH	03-07	2008	2009	2010	2011	2012	2013	2014	2016	2018	2021	2023	TOTAL
1970	1	-	-	-	-	-	-	0.1	-	-	-	-	-	0.0
1979	2	-	-	-	-	-	-	0.2	-	-	-	-	-	0.0
1980	3	-	-	-	-	-	-	0.2	-	-	-	-	-	0.0
1982	4	-	-	-	-	-	-	0.1	-	-	-	-	-	0.0
1999	5	-	-	-	-	-	-	0.2	-	-	-	-	-	0.0
2009	6	-	-	-	-	-	-	0.1	-	-	-	-	-	0.0
2010	7	-	-	-	-	-	-	0.1	-	-	-	-	-	0.0
2012	8	-	-	-	-	-	-	0.1	-	-	-	-	-	0.0
IAP	-1	100.0	100.0	100.0	100.0	100.0	100.0	99.1	100.0	100.0	100.0	100.0	100.0	99.9
N		7276	1508	1599	1576	1535	1396	1294	1370	1051	1031	1205	1230	22071

**Table 1439 Year R finished working in the Middle East (if R has worked before in the Middle East)**

[Questionnaire] Have you ever been working in the Middle East before?... Until the year

[VAR] MIDEND

RESPONSE	PUNCH	03-07	2008	2009	2010	2011	2012	2013	2014	2016	2018	2021	2023	TOTAL
1972	1	-	-	-	-	-	-	0.1	-	-	-	-	-	0.0
1982	2	-	-	-	-	-	-	0.4	-	-	-	-	-	0.0
1983	3	-	-	-	-	-	-	0.1	-	-	-	-	-	0.0
2000	4	-	-	-	-	-	-	0.2	-	-	-	-	-	0.0
2009	5	-	-	-	-	-	-	0.1	-	-	-	-	-	0.0
2010	6	-	-	-	-	-	-	0.1	-	-	-	-	-	0.0
2012	7	-	-	-	-	-	-	0.1	-	-	-	-	-	0.0
IAP	-1	100.0	100.0	100.0	100.0	100.0	100.0	99.1	100.0	100.0	100.0	100.0	100.0	99.9
N		7276	1508	1599	1576	1535	1396	1294	1370	1051	1031	1205	1230	22071



**Table 1440 Extent of contribution to the economic development in Korea: Employees in a rank-and-file company**

[Questionnaire] For each of the workers below, please tell me what you think about the extent to which they have contributed to the economic development in Korea, and the extent to which they are paid... Extent of contribution to the economic development in Korea... Employees in a rank-and-file company

[VAR] CONTRI01

RESPONSE	PUNCH	03-07	2008	2009	2010	2011	2012	2013	2014	2016	2018	2021	2023	TOTAL
Very high	1	-	-	-	-	-	-	19.9	-	-	-	-	-	1.2
Somewhat high	2	-	-	-	-	-	-	45.1	-	-	-	-	-	2.6
Neither/nor	3	-	-	-	-	-	-	30.8	-	-	-	-	-	1.8
Somewhat low	4	-	-	-	-	-	-	3.6	-	-	-	-	-	0.2
Very low	5	-	-	-	-	-	-	0.6	-	-	-	-	-	0.0
IAP	-1	100.0	100.0	100.0	100.0	100.0	100.0	0.0	100.0	100.0	100.0	100.0	100.0	94.1
N		7276	1508	1599	1576	1535	1396	1294	1370	1051	1031	1205	1230	22071

\* SHOW CARD

\*\*\* Keyword: Occupation

**Table 1441 Extent of contribution to the economic development in Korea: Farmers (including fishermen)**

[Questionnaire] For each of the workers below, please tell me what you think about the extent to which they have contributed to the economic development in Korea, and the extent to which they are paid... Extent of contribution to the economic development in Korea... Farmers (including fishermen)

[VAR] CONTRI02

RESPONSE	PUNCH	03-07	2008	2009	2010	2011	2012	2013	2014	2016	2018	2021	2023	TOTAL
Very high	1	-	-	-	-	-	-	23.6	-	-	-	-	-	1.4
Somewhat high	2	-	-	-	-	-	-	41.3	-	-	-	-	-	2.4
Neither/nor	3	-	-	-	-	-	-	26.1	-	-	-	-	-	1.5
Somewhat low	4	-	-	-	-	-	-	7.7	-	-	-	-	-	0.4
Very low	5	-	-	-	-	-	-	1.3	-	-	-	-	-	0.1
IAP	-1	100.0	100.0	100.0	100.0	100.0	100.0	0.0	100.0	100.0	100.0	100.0	100.0	94.1
N		7276	1508	1599	1576	1535	1396	1294	1370	1051	1031	1205	1230	22071

\* SHOW CARD

\*\*\* Keyword: Occupation, Farmer

**Table 1442 Extent of contribution to the economic development in Korea: Factory foremen (skilled workers)**

[Questionnaire] For each of the workers below, please tell me what you think about the extent to which they have contributed to the economic development in Korea, and the extent to which they are paid... Extent of contribution to the economic development in Korea... Factory foremen (skilled workers)

[VAR] CONTRI03

RESPONSE	PUNCH	03-07	2008	2009	2010	2011	2012	2013	2014	2016	2018	2021	2023	TOTAL
Very high	1	-	-	-	-	-	-	19.0	-	-	-	-	-	1.1
Somewhat high	2	-	-	-	-	-	-	43.0	-	-	-	-	-	2.5
Neither/nor	3	-	-	-	-	-	-	31.4	-	-	-	-	-	1.8
Somewhat low	4	-	-	-	-	-	-	6.0	-	-	-	-	-	0.3
Very low	5	-	-	-	-	-	-	0.6	-	-	-	-	-	0.0
IAP	-1	100.0	100.0	100.0	100.0	100.0	100.0	0.0	100.0	100.0	100.0	100.0	100.0	94.1
N		7276	1508	1599	1576	1535	1396	1294	1370	1051	1031	1205	1230	22071

\* SHOW CARD

\*\*\* Keyword: Occupation, Factory

**Table 1443 Extent of contribution to the economic development in Korea: Factory workers**

[Questionnaire] For each of the workers below, please tell me what you think about the extent to which they have contributed to the economic development in Korea, and the extent to which they are paid... Extent of contribution to the economic development in Korea... Factory workers

[VAR] CONTRI04

RESPONSE	PUNCH	03-07	2008	2009	2010	2011	2012	2013	2014	2016	2018	2021	2023	TOTAL
Very high	1	-	-	-	-	-	-	20.1	-	-	-	-	-	1.2
Somewhat high	2	-	-	-	-	-	-	41.5	-	-	-	-	-	2.4
Neither/nor	3	-	-	-	-	-	-	30.8	-	-	-	-	-	1.8
Somewhat low	4	-	-	-	-	-	-	6.8	-	-	-	-	-	0.4
Very low	5	-	-	-	-	-	-	0.8	-	-	-	-	-	0.0
IAP	-1	100.0	100.0	100.0	100.0	100.0	100.0	0.0	100.0	100.0	100.0	100.0	100.0	94.1
N		7276	1508	1599	1576	1535	1396	1294	1370	1051	1031	1205	1230	22071

\* SHOW CARD

\*\*\* Keyword: Occupation, Factory, Factory Workers

**Table 1444 Social status of taxi drivers**

[Questionnaire] How would you rate the social status of each of the following occupations? Do you think it is 'very high', 'somewhat high', 'neither high nor low', 'somewhat low', or 'very low'?... Taxi drivers

[VAR] OCCSTA01

RESPONSE	PUNCH	03-07	2008	2009	2010	2011	2012	2013	2014	2016	2018	2021	2023	TOTAL
Very high	1	0.1	-	-	-	-	-	-	-	-	-	-	-	0.0
Somewhat high	2	0.6	-	-	-	-	-	-	-	-	-	-	-	0.2
Neither high nor low	3	7.5	-	-	-	-	-	-	-	-	-	-	-	2.5
Somewhat low	4	10.5	-	-	-	-	-	-	-	-	-	-	-	3.5
Very low	5	3.1	-	-	-	-	-	-	-	-	-	-	-	1.0
DK/NA	-8	0.4	-	-	-	-	-	-	-	-	-	-	-	0.1
IAP	-1	77.8	100.0	100.0	100.0	100.0	100.0	100.0	100.0	100.0	100.0	100.0	100.0	92.7
N		7276	1508	1599	1576	1535	1396	1294	1370	1051	1031	1205	1230	22071

\* SHOW CARD

\*\*\* Keyword: Occupation, Social Position



**Table 1445 Social status of newspaper reporters**

[Questionnaire] How would you rate the social status of each of the following occupations? Do you think it is 'very high', 'somewhat high', 'neither high nor low', 'somewhat low', or 'very low'?... Newspaper reporters

[VAR] OCCSTA02

RESPONSE	PUNCH	03-07	2008	2009	2010	2011	2012	2013	2014	2016	2018	2021	2023	TOTAL
Very high	1	1.3	-	-	-	-	-	-	-	-	-	-	-	0.4
Somewhat high	2	12.8	-	-	-	-	-	-	-	-	-	-	-	4.2
Neither high nor low	3	6.5	-	-	-	-	-	-	-	-	-	-	-	2.2
Somewhat low	4	0.8	-	-	-	-	-	-	-	-	-	-	-	0.2
Very low	5	0.1	-	-	-	-	-	-	-	-	-	-	-	0.0
DK/NA	-8	0.8	-	-	-	-	-	-	-	-	-	-	-	0.2
IAP	-1	77.8	100.0	100.0	100.0	100.0	100.0	100.0	100.0	100.0	100.0	100.0	100.0	92.7
N		7276	1508	1599	1576	1535	1396	1294	1370	1051	1031	1205	1230	22071

\* SHOW CARD

\*\*\* Keyword: Occupation, Social Position, News

**Table 1446 Social status of nurses**

[Questionnaire] How would you rate the social status of each of the following occupations? Do you think it is 'very high', 'somewhat high', 'neither high nor low', 'somewhat low', or 'very low'?... Nurses

[VAR] OCCSTA03

RESPONSE	PUNCH	03-07	2008	2009	2010	2011	2012	2013	2014	2016	2018	2021	2023	TOTAL
Very high	1	0.2	-	-	-	-	-	-	-	-	-	-	-	0.1
Somewhat high	2	5.2	-	-	-	-	-	-	-	-	-	-	-	1.7
Neither high nor low	3	13.5	-	-	-	-	-	-	-	-	-	-	-	4.5
Somewhat low	4	2.6	-	-	-	-	-	-	-	-	-	-	-	0.9
Very low	5	0.2	-	-	-	-	-	-	-	-	-	-	-	0.1
DK/NA	-8	0.4	-	-	-	-	-	-	-	-	-	-	-	0.1
IAP	-1	77.8	100.0	100.0	100.0	100.0	100.0	100.0	100.0	100.0	100.0	100.0	100.0	92.7
N		7276	1508	1599	1576	1535	1396	1294	1370	1051	1031	1205	1230	22071

\* SHOW CARD

\*\*\* Keyword: Occupation, Social Position

**Table 1447 Social status of barbers**

[Questionnaire] How would you rate the social status of each of the following occupations? Do you think it is 'very high', 'somewhat high', 'neither high nor low', 'somewhat low', or 'very low'?... Barbers

[VAR] OCCSTA04

RESPONSE	PUNCH	03-07	2008	2009	2010	2011	2012	2013	2014	2016	2018	2021	2023	TOTAL
Very high	1	0.1	-	-	-	-	-	-	-	-	-	-	-	0.0
Somewhat high	2	0.8	-	-	-	-	-	-	-	-	-	-	-	0.2
Neither high nor low	3	8.2	-	-	-	-	-	-	-	-	-	-	-	2.7
Somewhat low	4	10.3	-	-	-	-	-	-	-	-	-	-	-	3.4
Very low	5	2.4	-	-	-	-	-	-	-	-	-	-	-	0.8
DK/NA	-8	0.4	-	-	-	-	-	-	-	-	-	-	-	0.1
IAP	-1	77.8	100.0	100.0	100.0	100.0	100.0	100.0	100.0	100.0	100.0	100.0	100.0	92.7
N		7276	1508	1599	1576	1535	1396	1294	1370	1051	1031	1205	1230	22071

\* SHOW CARD

\*\*\* Keyword: Occupation, Social Position

**Table 1448 Social status of directors of bureau**

[Questionnaire] How would you rate the social status of each of the following occupations? Do you think it is 'very high', 'somewhat high', 'neither high nor low', 'somewhat low', or 'very low'?... Directors of bureau

[VAR] OCCSTA05

RESPONSE	PUNCH	03-07	2008	2009	2010	2011	2012	2013	2014	2016	2018	2021	2023	TOTAL
Very high	1	4.4	-	-	-	-	-	-	-	-	-	-	-	1.5
Somewhat high	2	14.2	-	-	-	-	-	-	-	-	-	-	-	4.7
Neither high nor low	3	2.5	-	-	-	-	-	-	-	-	-	-	-	0.8
Somewhat low	4	0.3	-	-	-	-	-	-	-	-	-	-	-	0.1
Very low	5	0.1	-	-	-	-	-	-	-	-	-	-	-	0.0
DK/NA	-8	0.7	-	-	-	-	-	-	-	-	-	-	-	0.2
IAP	-1	77.8	100.0	100.0	100.0	100.0	100.0	100.0	100.0	100.0	100.0	100.0	100.0	92.7
N		7276	1508	1599	1576	1535	1396	1294	1370	1051	1031	1205	1230	22071

\* SHOW CARD

\*\*\* Keyword: Occupation, Social Position

**Table 1449 Social status of apartment guards**

[Questionnaire] How would you rate the social status of each of the following occupations? Do you think it is 'very high', 'somewhat high', 'neither high nor low', 'somewhat low', or 'very low'?... Apartment guards

[VAR] OCCSTA06

RESPONSE	PUNCH	03-07	2008	2009	2010	2011	2012	2013	2014	2016	2018	2021	2023	TOTAL
Very high	1	0.1	-	-	-	-	-	-	-	-	-	-	-	0.0
Somewhat high	2	0.3	-	-	-	-	-	-	-	-	-	-	-	0.1
Neither high nor low	3	4.3	-	-	-	-	-	-	-	-	-	-	-	1.4
Somewhat low	4	9.4	-	-	-	-	-	-	-	-	-	-	-	3.1
Very low	5	7.7	-	-	-	-	-	-	-	-	-	-	-	2.5
DK/NA	-8	0.4	-	-	-	-	-	-	-	-	-	-	-	0.1
IAP	-1	77.8	100.0	100.0	100.0	100.0	100.0	100.0	100.0	100.0	100.0	100.0	100.0	92.7
N		7276	1508	1599	1576	1535	1396	1294	1370	1051	1031	1205	1230	22071

\* SHOW CARD

\*\*\* Keyword: Occupation, Social Position



**Table 1450 Social status of carpenters**

[Questionnaire] How would you rate the social status of each of the following occupations? Do you think it is 'very high', 'somewhat high', 'neither high nor low', 'somewhat low', or 'very low'?... Carpenters

[VAR] OCCSTA07

RESPONSE	PUNCH	03-07	2008	2009	2010	2011	2012	2013	2014	2016	2018	2021	2023	TOTAL
Very high	1	0.2	-	-	-	-	-	-	-	-	-	-	-	0.1
Somewhat high	2	1.2	-	-	-	-	-	-	-	-	-	-	-	0.4
Neither high nor low	3	7.9	-	-	-	-	-	-	-	-	-	-	-	2.6
Somewhat low	4	8.8	-	-	-	-	-	-	-	-	-	-	-	2.9
Very low	5	3.5	-	-	-	-	-	-	-	-	-	-	-	1.2
DK/NA	-8	0.5	-	-	-	-	-	-	-	-	-	-	-	0.2
IAP	-1	77.8	100.0	100.0	100.0	100.0	100.0	100.0	100.0	100.0	100.0	100.0	100.0	92.7
N		7276	1508	1599	1576	1535	1396	1294	1370	1051	1031	1205	1230	22071

\* SHOW CARD

\*\*\* Keyword: Occupation, Social Position

**Table 1451 Social status of maids and housecleaners**

[Questionnaire] How would you rate the social status of each of the following occupations? Do you think it is 'very high', 'somewhat high', 'neither high nor low', 'somewhat low', or 'very low'?... Maids and housecleaners

[VAR] OCCSTA08

RESPONSE	PUNCH	03-07	2008	2009	2010	2011	2012	2013	2014	2016	2018	2021	2023	TOTAL
Very high	1	0.1	-	-	-	-	-	-	-	-	-	-	-	0.0
Somewhat high	2	0.2	-	-	-	-	-	-	-	-	-	-	-	0.1
Neither high nor low	3	3.7	-	-	-	-	-	-	-	-	-	-	-	1.2
Somewhat low	4	8.6	-	-	-	-	-	-	-	-	-	-	-	2.8
Very low	5	9.2	-	-	-	-	-	-	-	-	-	-	-	3.0
DK/NA	-8	0.5	-	-	-	-	-	-	-	-	-	-	-	0.2
IAP	-1	77.8	100.0	100.0	100.0	100.0	100.0	100.0	100.0	100.0	100.0	100.0	100.0	92.7
N		7276	1508	1599	1576	1535	1396	1294	1370	1051	1031	1205	1230	22071

\* SHOW CARD

\*\*\* Keyword: Occupation, Social Position

**Table 1452 Social status of junior high school teachers**

[Questionnaire] How would you rate the social status of each of the following occupations? Do you think it is 'very high', 'somewhat high', 'neither high nor low', 'somewhat low', or 'very low'?... Junior high school teachers

[VAR] OCCSTA09

RESPONSE	PUNCH	03-07	2008	2009	2010	2011	2012	2013	2014	2016	2018	2021	2023	TOTAL
Very high	1	1.3	-	-	-	-	-	-	-	-	-	-	-	0.4
Somewhat high	2	12.5	-	-	-	-	-	-	-	-	-	-	-	4.1
Neither high nor low	3	7.6	-	-	-	-	-	-	-	-	-	-	-	2.5
Somewhat low	4	0.4	-	-	-	-	-	-	-	-	-	-	-	0.1
Very low	5	0.1	-	-	-	-	-	-	-	-	-	-	-	0.0
DK/NA	-8	0.3	-	-	-	-	-	-	-	-	-	-	-	0.1
IAP	-1	77.8	100.0	100.0	100.0	100.0	100.0	100.0	100.0	100.0	100.0	100.0	100.0	92.7
N		7276	1508	1599	1576	1535	1396	1294	1370	1051	1031	1205	1230	22071

\* SHOW CARD

\*\*\* Keyword: Occupation, Social Position, School Teacher

**Table 1453 Social status of dry cleaners**

[Questionnaire] How would you rate the social status of each of the following occupations? Do you think it is 'very high', 'somewhat high', 'neither high nor low', 'somewhat low', or 'very low'?... Dry cleaners

[VAR] OCCSTA10

RESPONSE	PUNCH	03-07	2008	2009	2010	2011	2012	2013	2014	2016	2018	2021	2023	TOTAL
Very high	1	0.2	-	-	-	-	-	-	-	-	-	-	-	0.0
Somewhat high	2	1.2	-	-	-	-	-	-	-	-	-	-	-	0.4
Neither high nor low	3	11.9	-	-	-	-	-	-	-	-	-	-	-	3.9
Somewhat low	4	6.9	-	-	-	-	-	-	-	-	-	-	-	2.3
Very low	5	1.5	-	-	-	-	-	-	-	-	-	-	-	0.5
DK/NA	-8	0.6	-	-	-	-	-	-	-	-	-	-	-	0.2
IAP	-1	77.8	100.0	100.0	100.0	100.0	100.0	100.0	100.0	100.0	100.0	100.0	100.0	92.7
N		7276	1508	1599	1576	1535	1396	1294	1370	1051	1031	1205	1230	22071

\* SHOW CARD

\*\*\* Keyword: Occupation, Social Position

**Table 1454 Social status of farmers**

[Questionnaire] How would you rate the social status of each of the following occupations? Do you think it is 'very high', 'somewhat high', 'neither high nor low', 'somewhat low', or 'very low'?... Farmers

[VAR] OCCSTA11

RESPONSE	PUNCH	03-07	2008	2009	2010	2011	2012	2013	2014	2016	2018	2021	2023	TOTAL
Very high	1	0.3	-	-	-	-	-	-	-	-	-	-	-	0.1
Somewhat high	2	2.2	-	-	-	-	-	-	-	-	-	-	-	0.7
Neither high nor low	3	12.2	-	-	-	-	-	-	-	-	-	-	-	4.0
Somewhat low	4	5.4	-	-	-	-	-	-	-	-	-	-	-	1.8
Very low	5	1.6	-	-	-	-	-	-	-	-	-	-	-	0.5
DK/NA	-8	0.5	-	-	-	-	-	-	-	-	-	-	-	0.2
IAP	-1	77.8	100.0	100.0	100.0	100.0	100.0	100.0	100.0	100.0	100.0	100.0	100.0	92.7
N		7276	1508	1599	1576	1535	1396	1294	1370	1051	1031	1205	1230	22071

\* SHOW CARD

\*\*\* Keyword: Occupation, Social Position, Farmer



**Table 1455 Social status of factory foremen**

[Questionnaire] How would you rate the social status of each of the following occupations? Do you think it is 'very high', 'somewhat high', 'neither high nor low', 'somewhat low', or 'very low'?... Factory foremen

[VAR] OCCSTA12

RESPONSE	PUNCH	03-07	2008	2009	2010	2011	2012	2013	2014	2016	2018	2021	2023	TOTAL
Very high	1	0.0	-	-	-	-	-	-	-	-	-	-	-	0.0
Somewhat high	2	2.1	-	-	-	-	-	-	-	-	-	-	-	0.7
Neither high nor low	3	13.2	-	-	-	-	-	-	-	-	-	-	-	4.3
Somewhat low	4	5.4	-	-	-	-	-	-	-	-	-	-	-	1.8
Very low	5	0.7	-	-	-	-	-	-	-	-	-	-	-	0.2
DK/NA	-8	0.7	-	-	-	-	-	-	-	-	-	-	-	0.2
IAP	-1	77.8	100.0	100.0	100.0	100.0	100.0	100.0	100.0	100.0	100.0	100.0	100.0	92.7
N		7276	1508	1599	1576	1535	1396	1294	1370	1051	1031	1205	1230	22071

\* SHOW CARD

\*\*\* Keyword: Occupation, Social Position, Factory

**Table 1456 Social status of factory workers**

[Questionnaire] How would you rate the social status of each of the following occupations? Do you think it is 'very high', 'somewhat high', 'neither high nor low', 'somewhat low', or 'very low'?... Factory workers

[VAR] OCCSTA13

RESPONSE	PUNCH	03-07	2008	2009	2010	2011	2012	2013	2014	2016	2018	2021	2023	TOTAL
Very high	1	0.1	-	-	-	-	-	-	-	-	-	-	-	0.0
Somewhat high	2	0.5	-	-	-	-	-	-	-	-	-	-	-	0.2
Neither high nor low	3	6.0	-	-	-	-	-	-	-	-	-	-	-	2.0
Somewhat low	4	10.7	-	-	-	-	-	-	-	-	-	-	-	3.5
Very low	5	4.3	-	-	-	-	-	-	-	-	-	-	-	1.4
DK/NA	-8	0.6	-	-	-	-	-	-	-	-	-	-	-	0.2
IAP	-1	77.8	100.0	100.0	100.0	100.0	100.0	100.0	100.0	100.0	100.0	100.0	100.0	92.7
N		7276	1508	1599	1576	1535	1396	1294	1370	1051	1031	1205	1230	22071

\* SHOW CARD

\*\*\* Keyword: Occupation, Social Position, Factory, Factory Workers

**Table 1457 Social status of assistant directors of bank**

[Questionnaire] How would you rate the social status of each of the following occupations? Do you think it is 'very high', 'somewhat high', 'neither high nor low', 'somewhat low', or 'very low'?... Assistant directors of bank

[VAR] OCCSTA14

RESPONSE	PUNCH	03-07	2008	2009	2010	2011	2012	2013	2014	2016	2018	2021	2023	TOTAL
Very high	1	0.5	-	-	-	-	-	-	-	-	-	-	-	0.2
Somewhat high	2	7.5	-	-	-	-	-	-	-	-	-	-	-	2.5
Neither high nor low	3	12.6	-	-	-	-	-	-	-	-	-	-	-	4.2
Somewhat low	4	0.9	-	-	-	-	-	-	-	-	-	-	-	0.3
Very low	5	0.1	-	-	-	-	-	-	-	-	-	-	-	0.0
DK/NA	-8	0.6	-	-	-	-	-	-	-	-	-	-	-	0.2
IAP	-1	77.8	100.0	100.0	100.0	100.0	100.0	100.0	100.0	100.0	100.0	100.0	100.0	92.7
N		7276	1508	1599	1576	1535	1396	1294	1370	1051	1031	1205	1230	22071

\* SHOW CARD

\*\*\* Keyword: Occupation, Social Position

**Table 1458 Social status of entertainers**

[Questionnaire] How would you rate the social status of each of the following occupations? Do you think it is 'very high', 'somewhat high', 'neither high nor low', 'somewhat low', or 'very low'?... Entertainers

[VAR] OCCSTA15

RESPONSE	PUNCH	03-07	2008	2009	2010	2011	2012	2013	2014	2016	2018	2021	2023	TOTAL
Very high	1	3.7	-	-	-	-	-	-	-	-	-	-	-	1.2
Somewhat high	2	8.8	-	-	-	-	-	-	-	-	-	-	-	2.9
Somewhat high	3	7.8	-	-	-	-	-	-	-	-	-	-	-	2.6
Somewhat low	4	1.1	-	-	-	-	-	-	-	-	-	-	-	0.4
Very low	5	0.2	-	-	-	-	-	-	-	-	-	-	-	0.1
DK/NA	-8	0.6	-	-	-	-	-	-	-	-	-	-	-	0.2
IAP	-1	77.8	100.0	100.0	100.0	100.0	100.0	100.0	100.0	100.0	100.0	100.0	100.0	92.7
N		7276	1508	1599	1576	1535	1396	1294	1370	1051	1031	1205	1230	22071

\* SHOW CARD

\*\*\* Keyword: Occupation, Social Position

**Table 1459 Social status of judges**

[Questionnaire] How would you rate the social status of each of the following occupations? Do you think it is 'very high', 'somewhat high', 'neither high nor low', 'somewhat low', or 'very low'?... Judges

[VAR] OCCSTA16

RESPONSE	PUNCH	03-07	2008	2009	2010	2011	2012	2013	2014	2016	2018	2021	2023	TOTAL
Very high	1	14.6	-	-	-	-	-	-	-	-	-	-	-	4.8
Somewhat high	2	6.5	-	-	-	-	-	-	-	-	-	-	-	2.2
Neither high nor low	3	0.5	-	-	-	-	-	-	-	-	-	-	-	0.2
Somewhat low	4	0.2	-	-	-	-	-	-	-	-	-	-	-	0.1
Very low	5	0.0	-	-	-	-	-	-	-	-	-	-	-	0.0
DK/NA	-8	0.4	-	-	-	-	-	-	-	-	-	-	-	0.1
IAP	-1	77.8	100.0	100.0	100.0	100.0	100.0	100.0	100.0	100.0	100.0	100.0	100.0	92.7
N		7276	1508	1599	1576	1535	1396	1294	1370	1051	1031	1205	1230	22071

\* SHOW CARD

\*\*\* Keyword: Occupation, Social Position, Justice



**Table 1460 Social status of local level civil servants**

[Questionnaire] How would you rate the social status of each of the following occupations? Do you think it is 'very high', 'somewhat high', 'neither high nor low', 'somewhat low', or 'very low'?... Local level civil servants

[VAR] OCCSTA17

RESPONSE	PUNCH	03-07	2008	2009	2010	2011	2012	2013	2014	2016	2018	2021	2023	TOTAL
Very high	1	0.4	-	-	-	-	-	-	-	-	-	-	-	0.1
Somewhat high	2	5.5	-	-	-	-	-	-	-	-	-	-	-	1.8
Neither high nor low	3	14.1	-	-	-	-	-	-	-	-	-	-	-	4.6
Somewhat low	4	1.6	-	-	-	-	-	-	-	-	-	-	-	0.5
Very low	5	0.2	-	-	-	-	-	-	-	-	-	-	-	0.0
DK/NA	-8	0.4	-	-	-	-	-	-	-	-	-	-	-	0.1
IAP	-1	77.8	100.0	100.0	100.0	100.0	100.0	100.0	100.0	100.0	100.0	100.0	100.0	92.7
N		7276	1508	1599	1576	1535	1396	1294	1370	1051	1031	1205	1230	22071

\* SHOW CARD

\*\*\* Keyword: Occupation, Social Position

**Table 1461 Social status of professors**

[Questionnaire] How would you rate the social status of each of the following occupations? Do you think it is 'very high', 'somewhat high', 'neither high nor low', 'somewhat low', or 'very low'?... Professors

[VAR] OCCSTA18

RESPONSE	PUNCH	03-07	2008	2009	2010	2011	2012	2013	2014	2016	2018	2021	2023	TOTAL
Very high	1	10.0	-	-	-	-	-	-	-	-	-	-	-	3.3
Somewhat high	2	10.5	-	-	-	-	-	-	-	-	-	-	-	3.5
Neither high nor low	3	1.0	-	-	-	-	-	-	-	-	-	-	-	0.3
Somewhat low	4	0.2	-	-	-	-	-	-	-	-	-	-	-	0.1
Very low	5	0.0	-	-	-	-	-	-	-	-	-	-	-	0.0
DK/NA	-8	0.4	-	-	-	-	-	-	-	-	-	-	-	0.1
IAP	-1	77.8	100.0	100.0	100.0	100.0	100.0	100.0	100.0	100.0	100.0	100.0	100.0	92.7
N		7276	1508	1599	1576	1535	1396	1294	1370	1051	1031	1205	1230	22071

\* SHOW CARD

\*\*\* Keyword: Occupation, Social Position

**Table 1462 Social status of the section chiefs of a department in a small and medium company**

[Questionnaire] How would you rate the social status of each of the following occupations? Do you think it is 'very high', 'somewhat high', 'neither high nor low', 'somewhat low', or 'very low'?... The section chiefs of a department in a small and medium company

[VAR] OCCSTA19

RESPONSE	PUNCH	03-07	2008	2009	2010	2011	2012	2013	2014	2016	2018	2021	2023	TOTAL
Very high	1	0.9	-	-	-	-	-	-	-	-	-	-	-	0.3
Somewhat high	2	10.0	-	-	-	-	-	-	-	-	-	-	-	3.3
Neither high nor low	3	10.2	-	-	-	-	-	-	-	-	-	-	-	3.4
Somewhat low	4	0.3	-	-	-	-	-	-	-	-	-	-	-	0.1
Very low	5	0.1	-	-	-	-	-	-	-	-	-	-	-	0.0
DK/NA	-8	0.6	-	-	-	-	-	-	-	-	-	-	-	0.2
IAP	-1	77.8	100.0	100.0	100.0	100.0	100.0	100.0	100.0	100.0	100.0	100.0	100.0	92.7
N		7276	1508	1599	1576	1535	1396	1294	1370	1051	1031	1205	1230	22071

\* SHOW CARD

\*\*\* Keyword: Occupation, Social Position

**Table 1463 Social status of auto mechanics**

[Questionnaire] How would you rate the social status of each of the following occupations? Do you think it is 'very high', 'somewhat high', 'neither high nor low', 'somewhat low', or 'very low'?... Auto mechanics

[VAR] OCCSTA20

RESPONSE	PUNCH	03-07	2008	2009	2010	2011	2012	2013	2014	2016	2018	2021	2023	TOTAL
Very high	1	0.2	-	-	-	-	-	-	-	-	-	-	-	0.1
Somewhat high	2	1.6	-	-	-	-	-	-	-	-	-	-	-	0.5
Neither high nor low	3	11.2	-	-	-	-	-	-	-	-	-	-	-	3.7
Somewhat low	4	7.4	-	-	-	-	-	-	-	-	-	-	-	2.4
Very low	5	1.2	-	-	-	-	-	-	-	-	-	-	-	0.4
DK/NA	-8	0.6	-	-	-	-	-	-	-	-	-	-	-	0.2
IAP	-1	77.8	100.0	100.0	100.0	100.0	100.0	100.0	100.0	100.0	100.0	100.0	100.0	92.7
N		7276	1508	1599	1576	1535	1396	1294	1370	1051	1031	1205	1230	22071

\* SHOW CARD

\*\*\* Keyword: Occupation, Social Position

**Table 1464 Social status of army generals**

[Questionnaire] How would you rate the social status of each of the following occupations? Do you think it is 'very high', 'somewhat high', 'neither high nor low', 'somewhat low', or 'very low'?... Army Generals

[VAR] OCCSTA21

RESPONSE	PUNCH	03-07	2008	2009	2010	2011	2012	2013	2014	2016	2018	2021	2023	TOTAL
Very high	1	7.9	-	-	-	-	-	-	-	-	-	-	-	2.6
Somewhat high	2	10.0	-	-	-	-	-	-	-	-	-	-	-	3.3
Neither high nor low	3	3.1	-	-	-	-	-	-	-	-	-	-	-	1.0
Somewhat low	4	0.5	-	-	-	-	-	-	-	-	-	-	-	0.1
Very low	5	0.1	-	-	-	-	-	-	-	-	-	-	-	0.0
DK/NA	-8	0.6	-	-	-	-	-	-	-	-	-	-	-	0.2
IAP	-1	77.8	100.0	100.0	100.0	100.0	100.0	100.0	100.0	100.0	100.0	100.0	100.0	92.7
N		7276	1508	1599	1576	1535	1396	1294	1370	1051	1031	1205	1230	22071

\* SHOW CARD

\*\*\* Keyword: Occupation, Social Position



**Table 1465 Social status of sewers**

[Questionnaire] How would you rate the social status of each of the following occupations? Do you think it is 'very high', 'somewhat high', 'neither high nor low', 'somewhat low', or 'very low'?... Sewers

[VAR] OCCSTA22

RESPONSE	PUNCH	03-07	2008	2009	2010	2011	2012	2013	2014	2016	2018	2021	2023	TOTAL
Very high	1	0.1	-	-	-	-	-	-	-	-	-	-	-	0.0
Somewhat high	2	0.5	-	-	-	-	-	-	-	-	-	-	-	0.2
Neither high nor low	3	6.0	-	-	-	-	-	-	-	-	-	-	-	2.0
Somewhat low	4	9.3	-	-	-	-	-	-	-	-	-	-	-	3.1
Very low	5	5.6	-	-	-	-	-	-	-	-	-	-	-	1.8
DK/NA	-8	0.6	-	-	-	-	-	-	-	-	-	-	-	0.2
IAP	-1	77.8	100.0	100.0	100.0	100.0	100.0	100.0	100.0	100.0	100.0	100.0	100.0	92.7
N		7276	1508	1599	1576	1535	1396	1294	1370	1051	1031	1205	1230	22071

\* SHOW CARD

\*\*\* Keyword: Occupation, Social Position

**Table 1466 Social status of sales persons in department store**

[Questionnaire] How would you rate the social status of each of the following occupations? Do you think it is 'very high', 'somewhat high', 'neither high nor low', 'somewhat low', or 'very low'?... Sales persons in department store

[VAR] OCCSTA23

RESPONSE	PUNCH	03-07	2008	2009	2010	2011	2012	2013	2014	2016	2018	2021	2023	TOTAL
Very high	1	0.1	-	-	-	-	-	-	-	-	-	-	-	0.0
Somewhat high	2	0.6	-	-	-	-	-	-	-	-	-	-	-	0.2
Neither high nor low	3	10.1	-	-	-	-	-	-	-	-	-	-	-	3.3
Somewhat low	4	9.0	-	-	-	-	-	-	-	-	-	-	-	3.0
Very low	5	1.9	-	-	-	-	-	-	-	-	-	-	-	0.6
DK/NA	-8	0.6	-	-	-	-	-	-	-	-	-	-	-	0.2
IAP	-1	77.8	100.0	100.0	100.0	100.0	100.0	100.0	100.0	100.0	100.0	100.0	100.0	92.7
N		7276	1508	1599	1576	1535	1396	1294	1370	1051	1031	1205	1230	22071

\* SHOW CARD

\*\*\* Keyword: Occupation, Social Position

**Table 1467 Social status of manual workers**

[Questionnaire] How would you rate the social status of each of the following occupations? Do you think it is 'very high', 'somewhat high', 'neither high nor low', 'somewhat low', or 'very low'?... Manual workers

[VAR] OCCSTA24

RESPONSE	PUNCH	03-07	2008	2009	2010	2011	2012	2013	2014	2016	2018	2021	2023	TOTAL
Very high	1	0.1	-	-	-	-	-	-	-	-	-	-	-	0.0
Somewhat high	2	0.2	-	-	-	-	-	-	-	-	-	-	-	0.1
Neither high nor low	3	2.6	-	-	-	-	-	-	-	-	-	-	-	0.9
Somewhat low	4	6.8	-	-	-	-	-	-	-	-	-	-	-	2.3
Very low	5	12.0	-	-	-	-	-	-	-	-	-	-	-	4.0
DK/NA	-8	0.5	-	-	-	-	-	-	-	-	-	-	-	0.1
IAP	-1	77.8	100.0	100.0	100.0	100.0	100.0	100.0	100.0	100.0	100.0	100.0	100.0	92.7
N		7276	1508	1599	1576	1535	1396	1294	1370	1051	1031	1205	1230	22071

\* SHOW CARD

\*\*\* Keyword: Occupation, Social Position

**Table 1468 Social status of owners of electronic goods sales agents**

[Questionnaire] How would you rate the social status of each of the following occupations? Do you think it is 'very high', 'somewhat high', 'neither high nor low', 'somewhat low', or 'very low'?... Owners of electronic goods sales agents

[VAR] OCCSTA25

RESPONSE	PUNCH	03-07	2008	2009	2010	2011	2012	2013	2014	2016	2018	2021	2023	TOTAL
Very high	1	1.0	-	-	-	-	-	-	-	-	-	-	-	0.3
Somewhat high	2	7.7	-	-	-	-	-	-	-	-	-	-	-	2.5
Neither high nor low	3	11.7	-	-	-	-	-	-	-	-	-	-	-	3.9
Somewhat low	4	1.1	-	-	-	-	-	-	-	-	-	-	-	0.4
Very low	5	0.1	-	-	-	-	-	-	-	-	-	-	-	0.0
DK/NA	-8	0.6	-	-	-	-	-	-	-	-	-	-	-	0.2
IAP	-1	77.8	100.0	100.0	100.0	100.0	100.0	100.0	100.0	100.0	100.0	100.0	100.0	92.7
N		7276	1508	1599	1576	1535	1396	1294	1370	1051	1031	1205	1230	22071

\* SHOW CARD

\*\*\* Keyword: Occupation, Social Position

**Table 1469 Social status of heads of departments in large companies**

[Questionnaire] How would you rate the social status of each of the following occupations? Do you think it is 'very high', 'somewhat high', 'neither high nor low', 'somewhat low', or 'very low'?... Heads of departments in large companies

[VAR] OCCSTA26

RESPONSE	PUNCH	03-07	2008	2009	2010	2011	2012	2013	2014	2016	2018	2021	2023	TOTAL
Very high	1	2.8	-	-	-	-	-	-	-	-	-	-	-	0.9
Somewhat high	2	14.4	-	-	-	-	-	-	-	-	-	-	-	4.8
Neither high nor low	3	4.1	-	-	-	-	-	-	-	-	-	-	-	1.4
Somewhat low	4	0.2	-	-	-	-	-	-	-	-	-	-	-	0.1
Very low	5	0.0	-	-	-	-	-	-	-	-	-	-	-	0.0
DK/NA	-8	0.5	-	-	-	-	-	-	-	-	-	-	-	0.2
IAP	-1	77.8	100.0	100.0	100.0	100.0	100.0	100.0	100.0	100.0	100.0	100.0	100.0	92.7
N		7276	1508	1599	1576	1535	1396	1294	1370	1051	1031	1205	1230	22071

\* SHOW CARD

\*\*\* Keyword: Occupation, Social Position, Large Corporations



**Table 1470 Social status of restaurant owners**

[Questionnaire] How would you rate the social status of each of the following occupations? Do you think it is 'very high', 'somewhat high', 'neither high nor low', 'somewhat low', or 'very low'?... Restaurant owners

[VAR] OCCSTA27

RESPONSE	PUNCH	03-07	2008	2009	2010	2011	2012	2013	2014	2016	2018	2021	2023	TOTAL
Very high	1	0.6	-	-	-	-	-	-	-	-	-	-	-	0.2
Somewhat high	2	3.7	-	-	-	-	-	-	-	-	-	-	-	1.2
Neither high nor low	3	14.5	-	-	-	-	-	-	-	-	-	-	-	4.8
Somewhat low	4	2.6	-	-	-	-	-	-	-	-	-	-	-	0.8
Very low	5	0.3	-	-	-	-	-	-	-	-	-	-	-	0.1
DK/NA	-8	0.5	-	-	-	-	-	-	-	-	-	-	-	0.2
IAP	-1	77.8	100.0	100.0	100.0	100.0	100.0	100.0	100.0	100.0	100.0	100.0	100.0	92.7
N		7276	1508	1599	1576	1535	1396	1294	1370	1051	1031	1205	1230	22071

\* SHOW CARD

\*\*\* Keyword: Occupation, Social Position

**Table 1471 Social status of street vendors**

[Questionnaire] How would you rate the social status of each of the following occupations? Do you think it is 'very high', 'somewhat high', 'neither high nor low', 'somewhat low', or 'very low'?... Street vendors

[VAR] OCCSTA28

RESPONSE	PUNCH	03-07	2008	2009	2010	2011	2012	2013	2014	2016	2018	2021	2023	TOTAL
Very high	1	0.0	-	-	-	-	-	-	-	-	-	-	-	0.0
Somewhat high	2	0.3	-	-	-	-	-	-	-	-	-	-	-	0.1
Neither high nor low	3	4.8	-	-	-	-	-	-	-	-	-	-	-	1.6
Somewhat low	4	8.8	-	-	-	-	-	-	-	-	-	-	-	2.9
Very low	5	7.6	-	-	-	-	-	-	-	-	-	-	-	2.5
DK/NA	-8	0.5	-	-	-	-	-	-	-	-	-	-	-	0.2
IAP	-1	77.8	100.0	100.0	100.0	100.0	100.0	100.0	100.0	100.0	100.0	100.0	100.0	92.7
N		7276	1508	1599	1576	1535	1396	1294	1370	1051	1031	1205	1230	22071

\* SHOW CARD

\*\*\* Keyword: Occupation, Social Position

**Table 1472 Social status of traffic police**

[Questionnaire] How would you rate the social status of each of the following occupations? Do you think it is 'very high', 'somewhat high', 'neither high nor low', 'somewhat low', or 'very low'?... Traffic police

[VAR] OCCSTA29

RESPONSE	PUNCH	03-07	2008	2009	2010	2011	2012	2013	2014	2016	2018	2021	2023	TOTAL
Very high	1	0.3	-	-	-	-	-	-	-	-	-	-	-	0.1
Somewhat high	2	3.6	-	-	-	-	-	-	-	-	-	-	-	1.2
Neither high nor low	3	14.7	-	-	-	-	-	-	-	-	-	-	-	4.8
Somewhat low	4	2.8	-	-	-	-	-	-	-	-	-	-	-	0.9
Very low	5	0.3	-	-	-	-	-	-	-	-	-	-	-	0.1
DK/NA	-8	0.5	-	-	-	-	-	-	-	-	-	-	-	0.2
IAP	-1	77.8	100.0	100.0	100.0	100.0	100.0	100.0	100.0	100.0	100.0	100.0	100.0	92.7
N		7276	1508	1599	1576	1535	1396	1294	1370	1051	1031	1205	1230	22071

\* SHOW CARD

\*\*\* Keyword: Occupation, Social Position, Police Officers

**Table 1473 Social status of pharmacists**

[Questionnaire] How would you rate the social status of each of the following occupations? Do you think it is 'very high', 'somewhat high', 'neither high nor low', 'somewhat low', or 'very low'?... Pharmacists

[VAR] OCCSTA30

RESPONSE	PUNCH	03-07	2008	2009	2010	2011	2012	2013	2014	2016	2018	2021	2023	TOTAL
Very high	1	2.3	-	-	-	-	-	-	-	-	-	-	-	0.8
Somewhat high	2	12.7	-	-	-	-	-	-	-	-	-	-	-	4.2
Neither high nor low	3	6.3	-	-	-	-	-	-	-	-	-	-	-	2.1
Somewhat low	4	0.3	-	-	-	-	-	-	-	-	-	-	-	0.1
Very low	5	0.1	-	-	-	-	-	-	-	-	-	-	-	0.0
DK/NA	-8	0.4	-	-	-	-	-	-	-	-	-	-	-	0.1
IAP	-1	77.8	100.0	100.0	100.0	100.0	100.0	100.0	100.0	100.0	100.0	100.0	100.0	92.7
N		7276	1508	1599	1576	1535	1396	1294	1370	1051	1031	1205	1230	22071

\* SHOW CARD

\*\*\* Keyword: Occupation, Social Position

**Table 1474 Social status of taxi drivers**

[Questionnaire] How would you rate the social status of each of the following occupations? Do you think it is 'very high', 'somewhat high', 'neither high nor low', 'somewhat low', or 'very low'?... Taxi drivers

[VAR] OCCST901

RESPONSE	PUNCH	03-07	2008	2009	2010	2011	2012	2013	2014	2016	2018	2021	2023	TOTAL
Very high	1	-	-	0.1	-	-	-	-	-	-	-	-	-	0.0
High	2	-	-	1.9	-	-	-	-	-	-	-	-	-	0.1
Neither high nor low	3	-	-	31.1	-	-	-	-	-	-	-	-	-	2.3
Low	4	-	-	47.9	-	-	-	-	-	-	-	-	-	3.5
Very low	5	-	-	18.3	-	-	-	-	-	-	-	-	-	1.3
DK/NA	-8	-	-	0.6	-	-	-	-	-	-	-	-	-	0.0
IAP	-1	100.0	100.0	0.0	100.0	100.0	100.0	100.0	100.0	100.0	100.0	100.0	100.0	92.8
N		7276	1508	1599	1576	1535	1396	1294	1370	1051	1031	1205	1230	22071

\* SHOW CARD

\*\*\* Keyword: Occupation, Social Position



**Table 1475 Social status of newspaper reporters**

[Questionnaire] How would you rate the social status of each of the following occupations? Do you think it is 'very high', 'somewhat high', 'neither high nor low', 'somewhat low', or 'very low'... Newspaper reporters

[VAR] OCCST902

RESPONSE	PUNCH	03-07	2008	2009	2010	2011	2012	2013	2014	2016	2018	2021	2023	TOTAL
Very high	1	-	-	6.0	-	-	-	-	-	-	-	-	-	0.4
High	2	-	-	52.2	-	-	-	-	-	-	-	-	-	3.8
Neither high nor low	3	-	-	35.5	-	-	-	-	-	-	-	-	-	2.6
Low	4	-	-	4.7	-	-	-	-	-	-	-	-	-	0.3
Very low	5	-	-	0.7	-	-	-	-	-	-	-	-	-	0.0
DK/NA	-8	-	-	0.9	-	-	-	-	-	-	-	-	-	0.1
IAP	-1	100.0	100.0	0.0	100.0	100.0	100.0	100.0	100.0	100.0	100.0	100.0	100.0	92.8
N		7276	1508	1599	1576	1535	1396	1294	1370	1051	1031	1205	1230	22071

\* SHOW CARD

\*\*\* Keyword: Occupation, Social Position, News

**Table 1476 Social status of nurses**

[Questionnaire] How would you rate the social status of each of the following occupations? Do you think it is 'very high', 'somewhat high', 'neither high nor low', 'somewhat low', or 'very low'... Nurses

[VAR] OCCST903

RESPONSE	PUNCH	03-07	2008	2009	2010	2011	2012	2013	2014	2016	2018	2021	2023	TOTAL
Very high	1	-	-	0.9	-	-	-	-	-	-	-	-	-	0.1
High	2	-	-	23.8	-	-	-	-	-	-	-	-	-	1.7
Neither high nor low	3	-	-	60.5	-	-	-	-	-	-	-	-	-	4.4
Low	4	-	-	13.2	-	-	-	-	-	-	-	-	-	1.0
Very low	5	-	-	1.2	-	-	-	-	-	-	-	-	-	0.1
DK/NA	-8	-	-	0.4	-	-	-	-	-	-	-	-	-	0.0
IAP	-1	100.0	100.0	0.0	100.0	100.0	100.0	100.0	100.0	100.0	100.0	100.0	100.0	92.8
N		7276	1508	1599	1576	1535	1396	1294	1370	1051	1031	1205	1230	22071

\* SHOW CARD

\*\*\* Keyword: Occupation, Social Position

**Table 1477 Social status of barbers**

[Questionnaire] How would you rate the social status of each of the following occupations? Do you think it is 'very high', 'somewhat high', 'neither high nor low', 'somewhat low', or 'very low'... Barbers/Beautician

[VAR] OCCST931

RESPONSE	PUNCH	03-07	2008	2009	2010	2011	2012	2013	2014	2016	2018	2021	2023	TOTAL
Very high	1	-	-	0.8	-	-	-	-	-	-	-	-	-	0.1
High	2	-	-	6.5	-	-	-	-	-	-	-	-	-	0.5
Neither high nor low	3	-	-	48.4	-	-	-	-	-	-	-	-	-	3.5
Low	4	-	-	38.7	-	-	-	-	-	-	-	-	-	2.8
Very low	5	-	-	5.0	-	-	-	-	-	-	-	-	-	0.4
DK/NA	-8	-	-	0.7	-	-	-	-	-	-	-	-	-	0.0
IAP	-1	100.0	100.0	0.0	100.0	100.0	100.0	100.0	100.0	100.0	100.0	100.0	100.0	92.8
N		7276	1508	1599	1576	1535	1396	1294	1370	1051	1031	1205	1230	22071

\* SHOW CARD

\*\*\* Keyword: Occupation, Social Position

**Table 1478 Social status of directors of bureau**

[Questionnaire] How would you rate the social status of each of the following occupations? Do you think it is 'very high', 'somewhat high', 'neither high nor low', 'somewhat low', or 'very low'... Directors of governmental bureaus

[VAR] OCCST905

RESPONSE	PUNCH	03-07	2008	2009	2010	2011	2012	2013	2014	2016	2018	2021	2023	TOTAL
Very high	1	-	-	29.4	-	-	-	-	-	-	-	-	-	2.1
High	2	-	-	60.8	-	-	-	-	-	-	-	-	-	4.4
Neither high nor low	3	-	-	7.6	-	-	-	-	-	-	-	-	-	0.6
Low	4	-	-	1.0	-	-	-	-	-	-	-	-	-	0.1
Very low	5	-	-	0.4	-	-	-	-	-	-	-	-	-	0.0
DK/NA	-8	-	-	0.8	-	-	-	-	-	-	-	-	-	0.1
IAP	-1	100.0	100.0	0.0	100.0	100.0	100.0	100.0	100.0	100.0	100.0	100.0	100.0	92.8
N		7276	1508	1599	1576	1535	1396	1294	1370	1051	1031	1205	1230	22071

\* SHOW CARD

\*\*\* Keyword: Occupation, Social Position

**Table 1479 Social status of apartment guards**

[Questionnaire] How would you rate the social status of each of the following occupations? Do you think it is 'very high', 'somewhat high', 'neither high nor low', 'somewhat low', or 'very low'... Apartment guards

[VAR] OCCST906

RESPONSE	PUNCH	03-07	2008	2009	2010	2011	2012	2013	2014	2016	2018	2021	2023	TOTAL
Very high	1	-	-	0.4	-	-	-	-	-	-	-	-	-	0.0
High	2	-	-	1.1	-	-	-	-	-	-	-	-	-	0.1
Neither high nor low	3	-	-	14.2	-	-	-	-	-	-	-	-	-	1.0
Low	4	-	-	44.0	-	-	-	-	-	-	-	-	-	3.2
Very low	5	-	-	39.8	-	-	-	-	-	-	-	-	-	2.9
DK/NA	-8	-	-	0.6	-	-	-	-	-	-	-	-	-	0.0
IAP	-1	100.0	100.0	0.0	100.0	100.0	100.0	100.0	100.0	100.0	100.0	100.0	100.0	92.8
N		7276	1508	1599	1576	1535	1396	1294	1370	1051	1031	1205	1230	22071

\* SHOW CARD

\*\*\* Keyword: Occupation, Social Position



**Table 1480 Social status of biological engineers**

[Questionnaire] How would you rate the social status of each of the following occupations? Do you think it is 'very high', 'somewhat high', 'neither high nor low', 'somewhat low', or 'very low'... Biological engineers

[VAR] OCCST932

RESPONSE	PUNCH	03-07	2008	2009	2010	2011	2012	2013	2014	2016	2018	2021	2023	TOTAL
Very high	1	-	-	30.3	-	-	-	-	-	-	-	-	-	2.2
High	2	-	-	52.1	-	-	-	-	-	-	-	-	-	3.8
Neither high nor low	3	-	-	14.4	-	-	-	-	-	-	-	-	-	1.0
Low	4	-	-	1.1	-	-	-	-	-	-	-	-	-	0.1
Very low	5	-	-	0.6	-	-	-	-	-	-	-	-	-	0.0
DK/NA	-8	-	-	1.4	-	-	-	-	-	-	-	-	-	0.1
IAP	-1	100.0	100.0	0.0	100.0	100.0	100.0	100.0	100.0	100.0	100.0	100.0	100.0	92.8
N		7276	1508	1599	1576	1535	1396	1294	1370	1051	1031	1205	1230	22071

\* SHOW CARD

\*\*\* Keyword: Occupation, Social Position

**Table 1481 Social status of maids and housecleaners**

[Questionnaire] How would you rate the social status of each of the following occupations? Do you think it is 'very high', 'somewhat high', 'neither high nor low', 'somewhat low', or 'very low'... Maids or housecleaners

[VAR] OCCST908

RESPONSE	PUNCH	03-07	2008	2009	2010	2011	2012	2013	2014	2016	2018	2021	2023	TOTAL
Very high	1	-	-	0.1	-	-	-	-	-	-	-	-	-	0.0
High	2	-	-	1.3	-	-	-	-	-	-	-	-	-	0.1
Neither high nor low	3	-	-	11.9	-	-	-	-	-	-	-	-	-	0.9
Low	4	-	-	35.9	-	-	-	-	-	-	-	-	-	2.6
Very low	5	-	-	50.1	-	-	-	-	-	-	-	-	-	3.6
DK/NA	-8	-	-	0.6	-	-	-	-	-	-	-	-	-	0.0
IAP	-1	100.0	100.0	0.0	100.0	100.0	100.0	100.0	100.0	100.0	100.0	100.0	100.0	92.8
N		7276	1508	1599	1576	1535	1396	1294	1370	1051	1031	1205	1230	22071

\* SHOW CARD

\*\*\* Keyword: Occupation, Social Position

**Table 1482 Social status of junior high school teachers**

[Questionnaire] How would you rate the social status of each of the following occupations? Do you think it is 'very high', 'somewhat high', 'neither high nor low', 'somewhat low', or 'very low'... Junior high school teachers

[VAR] OCCST909

RESPONSE	PUNCH	03-07	2008	2009	2010	2011	2012	2013	2014	2016	2018	2021	2023	TOTAL
Very high	1	-	-	4.5	-	-	-	-	-	-	-	-	-	0.3
High	2	-	-	56.8	-	-	-	-	-	-	-	-	-	4.1
Neither high nor low	3	-	-	35.9	-	-	-	-	-	-	-	-	-	2.6
Low	4	-	-	2.1	-	-	-	-	-	-	-	-	-	0.1
Very low	5	-	-	0.2	-	-	-	-	-	-	-	-	-	0.0
DK/NA	-8	-	-	0.5	-	-	-	-	-	-	-	-	-	0.0
IAP	-1	100.0	100.0	0.0	100.0	100.0	100.0	100.0	100.0	100.0	100.0	100.0	100.0	92.8
N		7276	1508	1599	1576	1535	1396	1294	1370	1051	1031	1205	1230	22071

\* SHOW CARD

\*\*\* Keyword: Occupation, Social Position, School Teacher

**Table 1483 Social status of dry cleaners**

[Questionnaire] How would you rate the social status of each of the following occupations? Do you think it is 'very high', 'somewhat high', 'neither high nor low', 'somewhat low', or 'very low'... Dry cleaners

[VAR] OCCST910

RESPONSE	PUNCH	03-07	2008	2009	2010	2011	2012	2013	2014	2016	2018	2021	2023	TOTAL
Very high	1	-	-	0.4	-	-	-	-	-	-	-	-	-	0.0
High	2	-	-	4.3	-	-	-	-	-	-	-	-	-	0.3
Neither high nor low	3	-	-	51.6	-	-	-	-	-	-	-	-	-	3.7
Low	4	-	-	34.0	-	-	-	-	-	-	-	-	-	2.5
Very low	5	-	-	9.2	-	-	-	-	-	-	-	-	-	0.7
DK/NA	-8	-	-	0.6	-	-	-	-	-	-	-	-	-	0.0
IAP	-1	100.0	100.0	0.0	100.0	100.0	100.0	100.0	100.0	100.0	100.0	100.0	100.0	92.8
N		7276	1508	1599	1576	1535	1396	1294	1370	1051	1031	1205	1230	22071

\* SHOW CARD

\*\*\* Keyword: Occupation, Social Position

**Table 1484 Social status of farmers**

[Questionnaire] How would you rate the social status of each of the following occupations? Do you think it is 'very high', 'somewhat high', 'neither high nor low', 'somewhat low', or 'very low'... Farmers

[VAR] OCCST911

RESPONSE	PUNCH	03-07	2008	2009	2010	2011	2012	2013	2014	2016	2018	2021	2023	TOTAL
Very high	1	-	-	0.6	-	-	-	-	-	-	-	-	-	0.0
High	2	-	-	9.7	-	-	-	-	-	-	-	-	-	0.7
Neither high nor low	3	-	-	55.2	-	-	-	-	-	-	-	-	-	4.0
Low	4	-	-	25.6	-	-	-	-	-	-	-	-	-	1.9
Very low	5	-	-	8.2	-	-	-	-	-	-	-	-	-	0.6
DK/NA	-8	-	-	0.8	-	-	-	-	-	-	-	-	-	0.1
IAP	-1	100.0	100.0	0.0	100.0	100.0	100.0	100.0	100.0	100.0	100.0	100.0	100.0	92.8
N		7276	1508	1599	1576	1535	1396	1294	1370	1051	1031	1205	1230	22071

\* SHOW CARD

\*\*\* Keyword: Occupation, Social Position



**Table 1485 Social status of factory foremen**

[Questionnaire] How would you rate the social status of each of the following occupations? Do you think it is 'very high', 'somewhat high', 'neither high nor low', 'somewhat low', or 'very low'... Factory foremen

[VAR] OCCST912

RESPONSE	PUNCH	03-07	2008	2009	2010	2011	2012	2013	2014	2016	2018	2021	2023	TOTAL
Very high	1	-	-	0.2	-	-	-	-	-	-	-	-	-	0.0
High	2	-	-	11.0	-	-	-	-	-	-	-	-	-	0.8
Neither high nor low	3	-	-	56.4	-	-	-	-	-	-	-	-	-	4.1
Low	4	-	-	25.6	-	-	-	-	-	-	-	-	-	1.9
Very low	5	-	-	6.0	-	-	-	-	-	-	-	-	-	0.4
DK/NA	-8	-	-	0.8	-	-	-	-	-	-	-	-	-	0.1
IAP	-1	100.0	100.0	0.0	100.0	100.0	100.0	100.0	100.0	100.0	100.0	100.0	100.0	92.8
N		7276	1508	1599	1576	1535	1396	1294	1370	1051	1031	1205	1230	22071

\* SHOW CARD

\*\*\* Keyword: Occupation, Social Position, Factory

**Table 1486 Social status of factory workers**

[Questionnaire] How would you rate the social status of each of the following occupations? Do you think it is 'very high', 'somewhat high', 'neither high nor low', 'somewhat low', or 'very low'... Factory workers

[VAR] OCCST913

RESPONSE	PUNCH	03-07	2008	2009	2010	2011	2012	2013	2014	2016	2018	2021	2023	TOTAL
Very high	1	-	-	0.3	-	-	-	-	-	-	-	-	-	0.0
High	2	-	-	3.0	-	-	-	-	-	-	-	-	-	0.2
Neither high nor low	3	-	-	30.3	-	-	-	-	-	-	-	-	-	2.2
Low	4	-	-	43.5	-	-	-	-	-	-	-	-	-	3.1
Very low	5	-	-	22.1	-	-	-	-	-	-	-	-	-	1.6
DK/NA	-8	-	-	0.8	-	-	-	-	-	-	-	-	-	0.1
IAP	-1	100.0	100.0	0.0	100.0	100.0	100.0	100.0	100.0	100.0	100.0	100.0	100.0	92.8
N		7276	1508	1599	1576	1535	1396	1294	1370	1051	1031	1205	1230	22071

\* SHOW CARD

\*\*\* Keyword: Occupation, Social Position, Factory, Factory Workers

**Table 1487 Social status of assistant directors of bank**

[Questionnaire] How would you rate the social status of each of the following occupations? Do you think it is 'very high', 'somewhat high', 'neither high nor low', 'somewhat low', or 'very low'... Assistant directors of bank

[VAR] OCCST914

RESPONSE	PUNCH	03-07	2008	2009	2010	2011	2012	2013	2014	2016	2018	2021	2023	TOTAL
Very high	1	-	-	2.6	-	-	-	-	-	-	-	-	-	0.2
High	2	-	-	39.5	-	-	-	-	-	-	-	-	-	2.9
Neither high nor low	3	-	-	52.9	-	-	-	-	-	-	-	-	-	3.8
Low	4	-	-	3.9	-	-	-	-	-	-	-	-	-	0.3
Very low	5	-	-	0.3	-	-	-	-	-	-	-	-	-	0.0
DK/NA	-8	-	-	0.7	-	-	-	-	-	-	-	-	-	0.0
IAP	-1	100.0	100.0	0.0	100.0	100.0	100.0	100.0	100.0	100.0	100.0	100.0	100.0	92.8
N		7276	1508	1599	1576	1535	1396	1294	1370	1051	1031	1205	1230	22071

\* SHOW CARD

\*\*\* Keyword: Occupation, Social Position

**Table 1488 Social status of entertainers**

[Questionnaire] How would you rate the social status of each of the following occupations? Do you think it is 'very high', 'somewhat high', 'neither high nor low', 'somewhat low', or 'very low'... Entertainers

[VAR] OCCST915

RESPONSE	PUNCH	03-07	2008	2009	2010	2011	2012	2013	2014	2016	2018	2021	2023	TOTAL
Very high	1	-	-	20.9	-	-	-	-	-	-	-	-	-	1.5
High	2	-	-	42.3	-	-	-	-	-	-	-	-	-	3.1
Neither high nor low	3	-	-	30.4	-	-	-	-	-	-	-	-	-	2.2
Low	4	-	-	4.5	-	-	-	-	-	-	-	-	-	0.3
Very low	5	-	-	1.0	-	-	-	-	-	-	-	-	-	0.1
DK/NA	-8	-	-	0.9	-	-	-	-	-	-	-	-	-	0.1
IAP	-1	100.0	100.0	0.0	100.0	100.0	100.0	100.0	100.0	100.0	100.0	100.0	100.0	92.8
N		7276	1508	1599	1576	1535	1396	1294	1370	1051	1031	1205	1230	22071

\* SHOW CARD

\*\*\* Keyword: Occupation, Social Position

**Table 1489 Social status of judges**

[Questionnaire] How would you rate the social status of each of the following occupations? Do you think it is 'very high', 'somewhat high', 'neither high nor low', 'somewhat low', or 'very low'... Judges

[VAR] OCCST916

RESPONSE	PUNCH	03-07	2008	2009	2010	2011	2012	2013	2014	2016	2018	2021	2023	TOTAL
Very high	1	-	-	74.1	-	-	-	-	-	-	-	-	-	5.4
High	2	-	-	23.5	-	-	-	-	-	-	-	-	-	1.7
Neither high nor low	3	-	-	1.6	-	-	-	-	-	-	-	-	-	0.1
Low	4	-	-	0.3	-	-	-	-	-	-	-	-	-	0.0
Very low	5	-	-	0.1	-	-	-	-	-	-	-	-	-	0.0
DK/NA	-8	-	-	0.5	-	-	-	-	-	-	-	-	-	0.0
IAP	-1	100.0	100.0	0.0	100.0	100.0	100.0	100.0	100.0	100.0	100.0	100.0	100.0	92.8
N		7276	1508	1599	1576	1535	1396	1294	1370	1051	1031	1205	1230	22071

\* SHOW CARD

\*\*\* Keyword: Occupation, Social Position, Justice



**Table 1490 Social status of local-level civil servants**

[Questionnaire] How would you rate the social status of each of the following occupations? Do you think it is 'very high', 'somewhat high', 'neither high nor low', 'somewhat low', or 'very low'... Local-level civil servants

[VAR] OCCST917

RESPONSE	PUNCH	03-07	2008	2009	2010	2011	2012	2013	2014	2016	2018	2021	2023	TOTAL
Very high	1	-	-	2.6	-	-	-	-	-	-	-	-	-	0.2
High	2	-	-	25.2	-	-	-	-	-	-	-	-	-	1.8
Neither high nor low	3	-	-	64.6	-	-	-	-	-	-	-	-	-	4.7
Low	4	-	-	6.7	-	-	-	-	-	-	-	-	-	0.5
Very low	5	-	-	0.3	-	-	-	-	-	-	-	-	-	0.0
DK/NA	-8	-	-	0.6	-	-	-	-	-	-	-	-	-	0.0
IAP	-1	100.0	100.0	0.0	100.0	100.0	100.0	100.0	100.0	100.0	100.0	100.0	100.0	92.8
N		7276	1508	1599	1576	1535	1396	1294	1370	1051	1031	1205	1230	22071

\* SHOW CARD

\*\*\* Keyword: Occupation, Social Position

**Table 1491 Social status of university professors**

[Questionnaire] How would you rate the social status of each of the following occupations? Do you think it is 'very high', 'somewhat high', 'neither high nor low', 'somewhat low', or 'very low'... University professors

[VAR] OCCST918

RESPONSE	PUNCH	03-07	2008	2009	2010	2011	2012	2013	2014	2016	2018	2021	2023	TOTAL
Very high	1	-	-	47.7	-	-	-	-	-	-	-	-	-	3.5
High	2	-	-	47.3	-	-	-	-	-	-	-	-	-	3.4
Neither high nor low	3	-	-	4.3	-	-	-	-	-	-	-	-	-	0.3
Low	4	-	-	0.1	-	-	-	-	-	-	-	-	-	0.0
Very low	5	-	-	0.1	-	-	-	-	-	-	-	-	-	0.0
DK/NA	-8	-	-	0.5	-	-	-	-	-	-	-	-	-	0.0
IAP	-1	100.0	100.0	0.0	100.0	100.0	100.0	100.0	100.0	100.0	100.0	100.0	100.0	92.8
N		7276	1508	1599	1576	1535	1396	1294	1370	1051	1031	1205	1230	22071

\* SHOW CARD

\*\*\* Keyword: Occupation, Social Position

**Table 1492 Social status of chief personnel in a section or department of small and medium companies**

[Questionnaire] How would you rate the social status of each of the following occupations? Do you think it is 'very high', 'somewhat high', 'neither high nor low', 'somewhat low', or 'very low'... Chief personnel in a section or department of small and medium companies

[VAR] OCCST919

RESPONSE	PUNCH	03-07	2008	2009	2010	2011	2012	2013	2014	2016	2018	2021	2023	TOTAL
Very high	1	-	-	5.8	-	-	-	-	-	-	-	-	-	0.4
High	2	-	-	49.4	-	-	-	-	-	-	-	-	-	3.6
Neither high nor low	3	-	-	41.2	-	-	-	-	-	-	-	-	-	3.0
Low	4	-	-	2.9	-	-	-	-	-	-	-	-	-	0.2
Very low	5	-	-	0.1	-	-	-	-	-	-	-	-	-	0.0
DK/NA	-8	-	-	0.6	-	-	-	-	-	-	-	-	-	0.0
IAP	-1	100.0	100.0	0.0	100.0	100.0	100.0	100.0	100.0	100.0	100.0	100.0	100.0	92.8
N		7276	1508	1599	1576	1535	1396	1294	1370	1051	1031	1205	1230	22071

\* SHOW CARD

\*\*\* Keyword: Occupation, Social Position

**Table 1493 Social status of auto mechanics**

[Questionnaire] How would you rate the social status of each of the following occupations? Do you think it is 'very high', 'somewhat high', 'neither high nor low', 'somewhat low', or 'very low'... Auto mechanics

[VAR] OCCST920

RESPONSE	PUNCH	03-07	2008	2009	2010	2011	2012	2013	2014	2016	2018	2021	2023	TOTAL
Very high	1	-	-	0.8	-	-	-	-	-	-	-	-	-	0.1
High	2	-	-	5.9	-	-	-	-	-	-	-	-	-	0.4
Neither high nor low	3	-	-	50.6	-	-	-	-	-	-	-	-	-	3.7
Low	4	-	-	34.8	-	-	-	-	-	-	-	-	-	2.5
Very low	5	-	-	7.3	-	-	-	-	-	-	-	-	-	0.5
DK/NA	-8	-	-	0.5	-	-	-	-	-	-	-	-	-	0.0
IAP	-1	100.0	100.0	0.0	100.0	100.0	100.0	100.0	100.0	100.0	100.0	100.0	100.0	92.8
N		7276	1508	1599	1576	1535	1396	1294	1370	1051	1031	1205	1230	22071

\* SHOW CARD

\*\*\* Keyword: Occupation, Social Position

**Table 1494 Social status of army generals**

[Questionnaire] How would you rate the social status of each of the following occupations? Do you think it is 'very high', 'somewhat high', 'neither high nor low', 'somewhat low', or 'very low'... Army generals

[VAR] OCCST921

RESPONSE	PUNCH	03-07	2008	2009	2010	2011	2012	2013	2014	2016	2018	2021	2023	TOTAL
Very high	1	-	-	43.6	-	-	-	-	-	-	-	-	-	3.2
High	2	-	-	41.5	-	-	-	-	-	-	-	-	-	3.0
Neither high nor low	3	-	-	12.6	-	-	-	-	-	-	-	-	-	0.9
Low	4	-	-	1.5	-	-	-	-	-	-	-	-	-	0.1
Very low	5	-	-	0.1	-	-	-	-	-	-	-	-	-	0.0
DK/NA	-8	-	-	0.7	-	-	-	-	-	-	-	-	-	0.0
IAP	-1	100.0	100.0	0.0	100.0	100.0	100.0	100.0	100.0	100.0	100.0	100.0	100.0	92.8
N		7276	1508	1599	1576	1535	1396	1294	1370	1051	1031	1205	1230	22071

\* SHOW CARD

\*\*\* Keyword: Occupation, Social Position



**Table 1495 Social status of medical doctors**

[Questionnaire] How would you rate the social status of each of the following occupations? Do you think it is 'very high', 'somewhat high', 'neither high nor low', 'somewhat low', or 'very low'... Medical doctors

[VAR] OCCST933

RESPONSE	PUNCH	03-07	2008	2009	2010	2011	2012	2013	2014	2016	2018	2021	2023	TOTAL
Very high	1	-	-	56.0	-	-	-	-	-	-	-	-	-	4.1
High	2	-	-	39.5	-	-	-	-	-	-	-	-	-	2.9
Neither high nor low	3	-	-	3.0	-	-	-	-	-	-	-	-	-	0.2
Low	4	-	-	0.8	-	-	-	-	-	-	-	-	-	0.1
Very low	5	-	-	0.1	-	-	-	-	-	-	-	-	-	0.0
DK/NA	-8	-	-	0.6	-	-	-	-	-	-	-	-	-	0.0
IAP	-1	100.0	100.0	0.0	100.0	100.0	100.0	100.0	100.0	100.0	100.0	100.0	100.0	92.8
N		7276	1508	1599	1576	1535	1396	1294	1370	1051	1031	1205	1230	22071

\* SHOW CARD

\*\*\* Keyword: Occupation, Social Position, Doctor

**Table 1496 Social status of sales persons in department store**

[Questionnaire] How would you rate the social status of each of the following occupations? Do you think it is 'very high', 'somewhat high', 'neither high nor low', 'somewhat low', or 'very low'... Sales persons in department store

[VAR] OCCST923

RESPONSE	PUNCH	03-07	2008	2009	2010	2011	2012	2013	2014	2016	2018	2021	2023	TOTAL
Very high	1	-	-	0.4	-	-	-	-	-	-	-	-	-	0.0
High	2	-	-	3.0	-	-	-	-	-	-	-	-	-	0.2
Neither high nor low	3	-	-	47.7	-	-	-	-	-	-	-	-	-	3.5
Low	4	-	-	38.1	-	-	-	-	-	-	-	-	-	2.8
Very low	5	-	-	10.1	-	-	-	-	-	-	-	-	-	0.7
DK/NA	-8	-	-	0.6	-	-	-	-	-	-	-	-	-	0.0
IAP	-1	100.0	100.0	0.0	100.0	100.0	100.0	100.0	100.0	100.0	100.0	100.0	100.0	92.8
N		7276	1508	1599	1576	1535	1396	1294	1370	1051	1031	1205	1230	22071

\* SHOW CARD

\*\*\* Keyword: Occupation, Social Position

**Table 1497 Social status of manual workers**

[Questionnaire] How would you rate the social status of each of the following occupations? Do you think it is 'very high', 'somewhat high', 'neither high nor low', 'somewhat low', or 'very low'... Manual workers

[VAR] OCCST924

RESPONSE	PUNCH	03-07	2008	2009	2010	2011	2012	2013	2014	2016	2018	2021	2023	TOTAL
Very high	1	-	-	0.2	-	-	-	-	-	-	-	-	-	0.0
High	2	-	-	1.0	-	-	-	-	-	-	-	-	-	0.1
Neither high nor low	3	-	-	8.3	-	-	-	-	-	-	-	-	-	0.6
Low	4	-	-	28.5	-	-	-	-	-	-	-	-	-	2.1
Very low	5	-	-	61.4	-	-	-	-	-	-	-	-	-	4.4
DK/NA	-8	-	-	0.6	-	-	-	-	-	-	-	-	-	0.0
IAP	-1	100.0	100.0	0.0	100.0	100.0	100.0	100.0	100.0	100.0	100.0	100.0	100.0	92.8
N		7276	1508	1599	1576	1535	1396	1294	1370	1051	1031	1205	1230	22071

\* SHOW CARD

\*\*\* Keyword: Occupation, Social Position

**Table 1498 Social status of owners of electronic goods sales agents**

[Questionnaire] How would you rate the social status of each of the following occupations? Do you think it is 'very high', 'somewhat high', 'neither high nor low', 'somewhat low', or 'very low'... Owners of electronic goods sales agents

[VAR] OCCST925

RESPONSE	PUNCH	03-07	2008	2009	2010	2011	2012	2013	2014	2016	2018	2021	2023	TOTAL
Very high	1	-	-	5.4	-	-	-	-	-	-	-	-	-	0.4
High	2	-	-	37.0	-	-	-	-	-	-	-	-	-	2.7
Neither high nor low	3	-	-	51.1	-	-	-	-	-	-	-	-	-	3.7
Low	4	-	-	4.9	-	-	-	-	-	-	-	-	-	0.4
Very low	5	-	-	1.0	-	-	-	-	-	-	-	-	-	0.1
DK/NA	-8	-	-	0.6	-	-	-	-	-	-	-	-	-	0.0
IAP	-1	100.0	100.0	0.0	100.0	100.0	100.0	100.0	100.0	100.0	100.0	100.0	100.0	92.8
N		7276	1508	1599	1576	1535	1396	1294	1370	1051	1031	1205	1230	22071

\* SHOW CARD

\*\*\* Keyword: Occupation, Social Position

**Table 1499 Social status of managers or head persons in a larger section or department of large-scale companies**

[Questionnaire] How would you rate the social status of each of the following occupations? Do you think it is 'very high', 'somewhat high', 'neither high nor low', 'somewhat low', or 'very low'... Managers or head persons in a larger section or department of large-scale companies

[VAR] OCCST926

RESPONSE	PUNCH	03-07	2008	2009	2010	2011	2012	2013	2014	2016	2018	2021	2023	TOTAL
Very high	1	-	-	16.1	-	-	-	-	-	-	-	-	-	1.2
High	2	-	-	68.4	-	-	-	-	-	-	-	-	-	5.0
Neither high nor low	3	-	-	14.3	-	-	-	-	-	-	-	-	-	1.0
Low	4	-	-	0.4	-	-	-	-	-	-	-	-	-	0.0
Very low	5	-	-	0.1	-	-	-	-	-	-	-	-	-	0.0
DK/NA	-8	-	-	0.6	-	-	-	-	-	-	-	-	-	0.0
IAP	-1	100.0	100.0	0.0	100.0	100.0	100.0	100.0	100.0	100.0	100.0	100.0	100.0	92.8
N		7276	1508	1599	1576	1535	1396	1294	1370	1051	1031	1205	1230	22071

\* SHOW CARD

\*\*\* Keyword: Occupation, Social Position, Large Corporations



**Table 1500 Social status of restaurant owners**

[Questionnaire] How would you rate the social status of each of the following occupations? Do you think it is 'very high', 'somewhat high', 'neither high nor low', 'somewhat low', or 'very low'... Restaurant owners

[VAR] OCCST927

RESPONSE	PUNCH	03-07	2008	2009	2010	2011	2012	2013	2014	2016	2018	2021	2023	TOTAL
Very high	1	-	-	1.4	-	-	-	-	-	-	-	-	-	0.1
High	2	-	-	17.1	-	-	-	-	-	-	-	-	-	1.2
Neither high nor low	3	-	-	67.7	-	-	-	-	-	-	-	-	-	4.9
Low	4	-	-	11.4	-	-	-	-	-	-	-	-	-	0.8
Very low	5	-	-	1.7	-	-	-	-	-	-	-	-	-	0.1
DK/NA	-8	-	-	0.6	-	-	-	-	-	-	-	-	-	0.0
IAP	-1	100.0	100.0	0.0	100.0	100.0	100.0	100.0	100.0	100.0	100.0	100.0	100.0	92.8
N		7276	1508	1599	1576	1535	1396	1294	1370	1051	1031	1205	1230	22071

\* SHOW CARD

\*\*\* Keyword: Occupation, Social Position

**Table 1501 Social status of street vendors**

[Questionnaire] How would you rate the social status of each of the following occupations? Do you think it is 'very high', 'somewhat high', 'neither high nor low', 'somewhat low', or 'very low'... Street vendors

[VAR] OCCST928

RESPONSE	PUNCH	03-07	2008	2009	2010	2011	2012	2013	2014	2016	2018	2021	2023	TOTAL
Very high	1	-	-	0.3	-	-	-	-	-	-	-	-	-	0.0
High	2	-	-	1.3	-	-	-	-	-	-	-	-	-	0.1
Neither high nor low	3	-	-	17.1	-	-	-	-	-	-	-	-	-	1.2
Low	4	-	-	36.0	-	-	-	-	-	-	-	-	-	2.6
Very low	5	-	-	44.7	-	-	-	-	-	-	-	-	-	3.2
DK/NA	-8	-	-	0.7	-	-	-	-	-	-	-	-	-	0.0
IAP	-1	100.0	100.0	0.0	100.0	100.0	100.0	100.0	100.0	100.0	100.0	100.0	100.0	92.8
N		7276	1508	1599	1576	1535	1396	1294	1370	1051	1031	1205	1230	22071

\* SHOW CARD

\*\*\* Keyword: Occupation, Social Position

**Table 1502 Social status of traffic police**

[Questionnaire] How would you rate the social status of each of the following occupations? Do you think it is 'very high', 'somewhat high', 'neither high nor low', 'somewhat low', or 'very low'... Traffic police officers

[VAR] OCCST929

RESPONSE	PUNCH	03-07	2008	2009	2010	2011	2012	2013	2014	2016	2018	2021	2023	TOTAL
Very high	1	-	-	1.8	-	-	-	-	-	-	-	-	-	0.1
High	2	-	-	18.7	-	-	-	-	-	-	-	-	-	1.4
Neither high nor low	3	-	-	64.6	-	-	-	-	-	-	-	-	-	4.7
Low	4	-	-	12.3	-	-	-	-	-	-	-	-	-	0.9
Very low	5	-	-	1.9	-	-	-	-	-	-	-	-	-	0.1
DK/NA	-8	-	-	0.6	-	-	-	-	-	-	-	-	-	0.0
IAP	-1	100.0	100.0	0.0	100.0	100.0	100.0	100.0	100.0	100.0	100.0	100.0	100.0	92.7
N		7276	1508	1599	1576	1535	1396	1294	1370	1051	1031	1205	1230	22071

\* SHOW CARD

\*\*\* Keyword: Occupation, Social Position, Police Officers

**Table 1503 Social status of pharmacists**

[Questionnaire] How would you rate the social status of each of the following occupations? Do you think it is 'very high', 'somewhat high', 'neither high nor low', 'somewhat low', or 'very low'... Pharmacists

[VAR] OCCST930

RESPONSE	PUNCH	03-07	2008	2009	2010	2011	2012	2013	2014	2016	2018	2021	2023	TOTAL
Very high	1	-	-	12.5	-	-	-	-	-	-	-	-	-	0.9
High	2	-	-	59.3	-	-	-	-	-	-	-	-	-	4.3
Neither high nor low	3	-	-	25.9	-	-	-	-	-	-	-	-	-	1.9
Low	4	-	-	1.8	-	-	-	-	-	-	-	-	-	0.1
Very low	5	-	-	0.1	-	-	-	-	-	-	-	-	-	0.0
DK/NA	-8	-	-	0.4	-	-	-	-	-	-	-	-	-	0.0
IAP	-1	100.0	100.0	0.0	100.0	100.0	100.0	100.0	100.0	100.0	100.0	100.0	100.0	92.8
N		7276	1508	1599	1576	1535	1396	1294	1370	1051	1031	1205	1230	22071

\* SHOW CARD

\*\*\* Keyword: Occupation, Social Position



**Table 1504 Social status of congress men**

[Questionnaire] How would you rate the social status of each of the following occupations? Please answer by using the answer scale running from 'extremely low' (0) to 'extremely high' (10)... Congress men

[VAR] OCCS3113

RESPONSE	PUNCH	03-07	2008	2009	2010	2011	2012	2013	2014	2016	2018	2021	2023	TOTAL
Extremely low	0	-	-	-	-	-	-	2.8	-	-	-	-	-	0.2
1	1	-	-	-	-	-	-	1.2	-	-	-	-	-	0.1
2	2	-	-	-	-	-	-	1.4	-	-	-	-	-	0.1
3	3	-	-	-	-	-	-	2.8	-	-	-	-	-	0.2
4	4	-	-	-	-	-	-	2.6	-	-	-	-	-	0.2
5	5	-	-	-	-	-	-	6.1	-	-	-	-	-	0.4
6	6	-	-	-	-	-	-	5.5	-	-	-	-	-	0.3
7	7	-	-	-	-	-	-	9.6	-	-	-	-	-	0.6
8	8	-	-	-	-	-	-	22.8	-	-	-	-	-	1.3
9	9	-	-	-	-	-	-	20.8	-	-	-	-	-	1.2
Extremely high	10	-	-	-	-	-	-	23.6	-	-	-	-	-	1.4
DK/NA	-8	-	-	-	-	-	-	0.9	-	-	-	-	-	0.1
IAP	-1	100.0	100.0	100.0	100.0	100.0	100.0	0.0	100.0	100.0	100.0	100.0	100.0	94.1
N		7276	1508	1599	1576	1535	1396	1294	1370	1051	1031	1205	1230	22071

\* SHOW CARD

\*\*\* Keyword: Occupation, Social Position, Member of the National Assembly

**Table 1505 Social status of directors of government bureau**

[Questionnaire] How would you rate the social status of each of the following occupations? Please answer by using the answer scale running from 'extremely low' (0) to 'extremely high' (10)... Directors of gov't bureaus

[VAR] OCCS0513

RESPONSE	PUNCH	03-07	2008	2009	2010	2011	2012	2013	2014	2016	2018	2021	2023	TOTAL
Extremely low	0	-	-	-	-	-	-	0.9	-	-	-	-	-	0.0
1	1	-	-	-	-	-	-	0.6	-	-	-	-	-	0.0
2	2	-	-	-	-	-	-	1.2	-	-	-	-	-	0.1
3	3	-	-	-	-	-	-	2.2	-	-	-	-	-	0.1
4	4	-	-	-	-	-	-	2.4	-	-	-	-	-	0.1
5	5	-	-	-	-	-	-	10.6	-	-	-	-	-	0.6
6	6	-	-	-	-	-	-	9.3	-	-	-	-	-	0.5
7	7	-	-	-	-	-	-	21.2	-	-	-	-	-	1.2
8	8	-	-	-	-	-	-	0.0	-	-	-	-	-	0.0
9	9	-	-	-	-	-	-	0.0	-	-	-	-	-	0.0
Extremely high	10	-	-	-	-	-	-	9.7	-	-	-	-	-	0.6
DK/NA	-8	-	-	-	-	-	-	28.1	-	-	-	-	-	1.6
IAP	-1	100.0	100.0	100.0	100.0	100.0	100.0	14.0	100.0	100.0	100.0	100.0	100.0	95.0
N		7276	1508	1599	1576	1535	1396	1294	1370	1051	1031	1205	1230	22071

\* SHOW CARD

\*\*\* Keyword: Occupation, Social Position

**Table 1506 Social status of managers or head persons of in a larger section or department of large-scale companies**

[Questionnaire] How would you rate the social status of each of the following occupations? Please answer by using the answer scale running from 'extremely low' (0) to 'extremely high' (10)... Managers or head persons of in a larger section or dep't of large-scale companies

[VAR] OCCS2613

RESPONSE	PUNCH	03-07	2008	2009	2010	2011	2012	2013	2014	2016	2018	2021	2023	TOTAL
Extremely low	0	-	-	-	-	-	-	0.4	-	-	-	-	-	0.0
1	1	-	-	-	-	-	-	0.5	-	-	-	-	-	0.0
2	2	-	-	-	-	-	-	1.1	-	-	-	-	-	0.1
3	3	-	-	-	-	-	-	2.1	-	-	-	-	-	0.1
4	4	-	-	-	-	-	-	3.4	-	-	-	-	-	0.2
5	5	-	-	-	-	-	-	12.8	-	-	-	-	-	0.8
6	6	-	-	-	-	-	-	16.2	-	-	-	-	-	0.9
7	7	-	-	-	-	-	-	22.8	-	-	-	-	-	1.3
8	8	-	-	-	-	-	-	0.0	-	-	-	-	-	0.0
9	9	-	-	-	-	-	-	0.0	-	-	-	-	-	0.0
Extremely high	10	-	-	-	-	-	-	4.3	-	-	-	-	-	0.3
DK/NA	-8	-	-	-	-	-	-	26.0	-	-	-	-	-	1.5
IAP	-1	100.0	100.0	100.0	100.0	100.0	100.0	10.4	100.0	100.0	100.0	100.0	100.0	94.8
N		7276	1508	1599	1576	1535	1396	1294	1370	1051	1031	1205	1230	22071

\* SHOW CARD

\*\*\* Keyword: Large Corporations, Occupation, Social Position



**Table 1507 Social status of biological engineer**

[Questionnaire] How would you rate the social status of each of the following occupations? Please answer by using the answer scale running from 'extremely low' (0) to 'extremely high' (10)... Biological engineers

[VAR] OCCS3213

RESPONSE	PUNCH	03-07	2008	2009	2010	2011	2012	2013	2014	2016	2018	2021	2023	TOTAL
Extremely low	0	-	-	-	-	-	-	0.2	-	-	-	-	-	0.0
1	1	-	-	-	-	-	-	0.3	-	-	-	-	-	0.0
2	2	-	-	-	-	-	-	0.7	-	-	-	-	-	0.0
3	3	-	-	-	-	-	-	1.7	-	-	-	-	-	0.1
4	4	-	-	-	-	-	-	3.0	-	-	-	-	-	0.2
5	5	-	-	-	-	-	-	16.7	-	-	-	-	-	1.0
6	6	-	-	-	-	-	-	17.2	-	-	-	-	-	1.0
7	7	-	-	-	-	-	-	24.5	-	-	-	-	-	1.4
8	8	-	-	-	-	-	-	19.9	-	-	-	-	-	1.2
9	9	-	-	-	-	-	-	10.8	-	-	-	-	-	0.6
Extremely high	10	-	-	-	-	-	-	3.6	-	-	-	-	-	0.2
DK/NA	-8	-	-	-	-	-	-	1.5	-	-	-	-	-	0.1
IAP	-1	100.0	100.0	100.0	100.0	100.0	100.0	0.0	100.0	100.0	100.0	100.0	100.0	94.1
N		7276	1508	1599	1576	1535	1396	1294	1370	1051	1031	1205	1230	22071

\* SHOW CARD

\*\*\* Keyword: Occupation, Social Position

**Table 1508 Social status of medical doctors**

[Questionnaire] How would you rate the social status of each of the following occupations? Please answer by using the answer scale running from 'extremely low' (0) to 'extremely high' (10)... Medical doctors

[VAR] OCCS3313

RESPONSE	PUNCH	03-07	2008	2009	2010	2011	2012	2013	2014	2016	2018	2021	2023	TOTAL
Extremely low	0	-	-	-	-	-	-	0.0	-	-	-	-	-	0.0
1	1	-	-	-	-	-	-	0.2	-	-	-	-	-	0.0
2	2	-	-	-	-	-	-	0.3	-	-	-	-	-	0.0
3	3	-	-	-	-	-	-	1.0	-	-	-	-	-	0.1
4	4	-	-	-	-	-	-	1.5	-	-	-	-	-	0.1
5	5	-	-	-	-	-	-	9.8	-	-	-	-	-	0.6
6	6	-	-	-	-	-	-	14.5	-	-	-	-	-	0.9
7	7	-	-	-	-	-	-	26.0	-	-	-	-	-	1.5
8	8	-	-	-	-	-	-	25.2	-	-	-	-	-	1.5
9	9	-	-	-	-	-	-	13.4	-	-	-	-	-	0.8
Extremely high	10	-	-	-	-	-	-	6.7	-	-	-	-	-	0.4
DK/NA	-8	-	-	-	-	-	-	1.2	-	-	-	-	-	0.1
IAP	-1	100.0	100.0	100.0	100.0	100.0	100.0	0.0	100.0	100.0	100.0	100.0	100.0	94.1
N		7276	1508	1599	1576	1535	1396	1294	1370	1051	1031	1205	1230	22071

\* SHOW CARD

\*\*\* Keyword: Occupation, Social Position

**Table 1509 Social status of pharmacists**

[Questionnaire] How would you rate the social status of each of the following occupations? Please answer by using the answer scale running from 'extremely low' (0) to 'extremely high' (10)... Pharmacists

[VAR] OCCS3013

RESPONSE	PUNCH	03-07	2008	2009	2010	2011	2012	2013	2014	2016	2018	2021	2023	TOTAL
Extremely low	0	-	-	-	-	-	-	0.0	-	-	-	-	-	0.0
1	1	-	-	-	-	-	-	0.1	-	-	-	-	-	0.0
2	2	-	-	-	-	-	-	0.3	-	-	-	-	-	0.0
3	3	-	-	-	-	-	-	2.9	-	-	-	-	-	0.2
4	4	-	-	-	-	-	-	5.8	-	-	-	-	-	0.3
5	5	-	-	-	-	-	-	18.9	-	-	-	-	-	1.1
6	6	-	-	-	-	-	-	21.5	-	-	-	-	-	1.3
7	7	-	-	-	-	-	-	23.5	-	-	-	-	-	1.4
8	8	-	-	-	-	-	-	0.0	-	-	-	-	-	0.0
9	9	-	-	-	-	-	-	0.0	-	-	-	-	-	0.0
Extremely high	10	-	-	-	-	-	-	2.5	-	-	-	-	-	0.1
DK/NA	-8	-	-	-	-	-	-	19.3	-	-	-	-	-	1.1
IAP	-1	100.0	100.0	100.0	100.0	100.0	100.0	5.3	100.0	100.0	100.0	100.0	100.0	94.4
N		7276	1508	1599	1576	1535	1396	1294	1370	1051	1031	1205	1230	22071

\* SHOW CARD

\*\*\* Keyword: Occupation, Social Position



**Table 1510 Social status of nurses**

[Questionnaire] How would you rate the social status of each of the following occupations? Please answer by using the answer scale running from 'extremely low' (0) to 'extremely high' (10)... Nurses

[VAR] OCCS0313

RESPONSE	PUNCH	03-07	2008	2009	2010	2011	2012	2013	2014	2016	2018	2021	2023	TOTAL
Extremely low	0	-	-	-	-	-	-	0.0	-	-	-	-	-	0.0
1	1	-	-	-	-	-	-	0.9	-	-	-	-	-	0.1
2	2	-	-	-	-	-	-	1.4	-	-	-	-	-	0.1
3	3	-	-	-	-	-	-	8.3	-	-	-	-	-	0.5
4	4	-	-	-	-	-	-	16.0	-	-	-	-	-	0.9
5	5	-	-	-	-	-	-	27.7	-	-	-	-	-	1.6
6	6	-	-	-	-	-	-	19.7	-	-	-	-	-	1.2
7	7	-	-	-	-	-	-	13.4	-	-	-	-	-	0.8
8	8	-	-	-	-	-	-	0.0	-	-	-	-	-	0.0
9	9	-	-	-	-	-	-	0.0	-	-	-	-	-	0.0
Extremely high	10	-	-	-	-	-	-	1.9	-	-	-	-	-	0.1
DK/NA	-8	-	-	-	-	-	-	8.5	-	-	-	-	-	0.5
IAP	-1	100.0	100.0	100.0	100.0	100.0	100.0	2.2	100.0	100.0	100.0	100.0	100.0	94.3
N		7276	1508	1599	1576	1535	1396	1294	1370	1051	1031	1205	1230	22071

\* SHOW CARD

\*\*\* Keyword: Occupation, Social Position

**Table 1511 Social status of social workers**

[Questionnaire] How would you rate the social status of each of the following occupations? Please answer by using the answer scale running from 'extremely low' (0) to 'extremely high' (10)... Social workers

[VAR] OCCS3413

RESPONSE	PUNCH	03-07	2008	2009	2010	2011	2012	2013	2014	2016	2018	2021	2023	TOTAL
Extremely low	0	-	-	-	-	-	-	0.1	-	-	-	-	-	0.0
1	1	-	-	-	-	-	-	2.5	-	-	-	-	-	0.1
2	2	-	-	-	-	-	-	2.7	-	-	-	-	-	0.2
3	3	-	-	-	-	-	-	13.1	-	-	-	-	-	0.8
4	4	-	-	-	-	-	-	19.1	-	-	-	-	-	1.1
5	5	-	-	-	-	-	-	26.7	-	-	-	-	-	1.6
6	6	-	-	-	-	-	-	13.0	-	-	-	-	-	0.8
7	7	-	-	-	-	-	-	11.4	-	-	-	-	-	0.7
8	8	-	-	-	-	-	-	6.6	-	-	-	-	-	0.4
9	9	-	-	-	-	-	-	2.0	-	-	-	-	-	0.1
Extremely high	10	-	-	-	-	-	-	1.9	-	-	-	-	-	0.1
DK/NA	-8	-	-	-	-	-	-	0.9	-	-	-	-	-	0.1
IAP	-1	100.0	100.0	100.0	100.0	100.0	100.0	0.0	100.0	100.0	100.0	100.0	100.0	94.1
N		7276	1508	1599	1576	1535	1396	1294	1370	1051	1031	1205	1230	22071

\* SHOW CARD

\*\*\* Keyword: Occupation, Social Position

**Table 1512 Social status of university professors**

[Questionnaire] How would you rate the social status of each of the following occupations? Please answer by using the answer scale running from 'extremely low' (0) to 'extremely high' (10)... Univ. professors

[VAR] OCCS1813

RESPONSE	PUNCH	03-07	2008	2009	2010	2011	2012	2013	2014	2016	2018	2021	2023	TOTAL
Extremely low	0	-	-	-	-	-	-	0.0	-	-	-	-	-	0.0
1	1	-	-	-	-	-	-	0.2	-	-	-	-	-	0.0
2	2	-	-	-	-	-	-	1.2	-	-	-	-	-	0.1
3	3	-	-	-	-	-	-	1.1	-	-	-	-	-	0.1
4	4	-	-	-	-	-	-	2.5	-	-	-	-	-	0.1
5	5	-	-	-	-	-	-	12.1	-	-	-	-	-	0.7
6	6	-	-	-	-	-	-	17.8	-	-	-	-	-	1.0
7	7	-	-	-	-	-	-	28.0	-	-	-	-	-	1.6
8	8	-	-	-	-	-	-	0.0	-	-	-	-	-	0.0
9	9	-	-	-	-	-	-	0.0	-	-	-	-	-	0.0
Extremely high	10	-	-	-	-	-	-	4.2	-	-	-	-	-	0.2
DK/NA	-8	-	-	-	-	-	-	23.4	-	-	-	-	-	1.4
IAP	-1	100.0	100.0	100.0	100.0	100.0	100.0	9.5	100.0	100.0	100.0	100.0	100.0	94.7
N		7276	1508	1599	1576	1535	1396	1294	1370	1051	1031	1205	1230	22071

\* SHOW CARD

\*\*\* Keyword: Occupation, Social Position



**Table 1513 Social status of junior high school teachers**

[Questionnaire] How would you rate the social status of each of the following occupations? Please answer by using the answer scale running from 'extremely low' (0) to 'extremely high' (10)... Jr. high school teachers

[VAR] OCCS0913

RESPONSE	PUNCH	03-07	2008	2009	2010	2011	2012	2013	2014	2016	2018	2021	2023	TOTAL
Extremely low	0	-	-	-	-	-	-	0.2	-	-	-	-	-	0.0
1	1	-	-	-	-	-	-	0.5	-	-	-	-	-	0.0
2	2	-	-	-	-	-	-	1.2	-	-	-	-	-	0.1
3	3	-	-	-	-	-	-	3.6	-	-	-	-	-	0.2
4	4	-	-	-	-	-	-	9.4	-	-	-	-	-	0.6
5	5	-	-	-	-	-	-	20.5	-	-	-	-	-	1.2
6	6	-	-	-	-	-	-	26.4	-	-	-	-	-	1.5
7	7	-	-	-	-	-	-	23.1	-	-	-	-	-	1.4
8	8	-	-	-	-	-	-	0.0	-	-	-	-	-	0.0
9	9	-	-	-	-	-	-	0.0	-	-	-	-	-	0.0
Extremely high	10	-	-	-	-	-	-	1.2	-	-	-	-	-	0.1
DK/NA	-8	-	-	-	-	-	-	10.6	-	-	-	-	-	0.6
IAP	-1	100.0	100.0	100.0	100.0	100.0	100.0	3.3	100.0	100.0	100.0	100.0	100.0	94.3
N		7276	1508	1599	1576	1535	1396	1294	1370	1051	1031	1205	1230	22071

\* SHOW CARD

\*\*\* Keyword: School Teacher, Occupation, Social Position

**Table 1514 Social status of judges**

[Questionnaire] How would you rate the social status of each of the following occupations? Please answer by using the answer scale running from 'extremely low' (0) to 'extremely high' (10)... Judges

[VAR] OCCS1613

RESPONSE	PUNCH	03-07	2008	2009	2010	2011	2012	2013	2014	2016	2018	2021	2023	TOTAL
Extremely low	0	-	-	-	-	-	-	0.2	-	-	-	-	-	0.0
1	1	-	-	-	-	-	-	0.2	-	-	-	-	-	0.0
2	2	-	-	-	-	-	-	0.5	-	-	-	-	-	0.0
3	3	-	-	-	-	-	-	0.5	-	-	-	-	-	0.0
4	4	-	-	-	-	-	-	2.6	-	-	-	-	-	0.2
5	5	-	-	-	-	-	-	6.7	-	-	-	-	-	0.4
6	6	-	-	-	-	-	-	6.6	-	-	-	-	-	0.4
7	7	-	-	-	-	-	-	18.2	-	-	-	-	-	1.1
8	8	-	-	-	-	-	-	0.0	-	-	-	-	-	0.0
9	9	-	-	-	-	-	-	0.0	-	-	-	-	-	0.0
Extremely high	10	-	-	-	-	-	-	12.4	-	-	-	-	-	0.7
DK/NA	-8	-	-	-	-	-	-	30.0	-	-	-	-	-	1.8
IAP	-1	100.0	100.0	100.0	100.0	100.0	100.0	22.0	100.0	100.0	100.0	100.0	100.0	95.4
N		7276	1508	1599	1576	1535	1396	1294	1370	1051	1031	1205	1230	22071

\* SHOW CARD

\*\*\* Keyword: Justice, Occupation, Social Position

**Table 1515 Social status of certified public accountants**

[Questionnaire] How would you rate the social status of each of the following occupations? Please answer by using the answer scale running from 'extremely low' (0) to 'extremely high' (10)... Certified public accountants

[VAR] OCCS3513

RESPONSE	PUNCH	03-07	2008	2009	2010	2011	2012	2013	2014	2016	2018	2021	2023	TOTAL
Extremely low	0	-	-	-	-	-	-	0.1	-	-	-	-	-	0.0
1	1	-	-	-	-	-	-	0.5	-	-	-	-	-	0.0
2	2	-	-	-	-	-	-	1.2	-	-	-	-	-	0.1
3	3	-	-	-	-	-	-	2.4	-	-	-	-	-	0.1
4	4	-	-	-	-	-	-	5.3	-	-	-	-	-	0.3
5	5	-	-	-	-	-	-	15.8	-	-	-	-	-	0.9
6	6	-	-	-	-	-	-	19.1	-	-	-	-	-	1.1
7	7	-	-	-	-	-	-	27.8	-	-	-	-	-	1.6
8	8	-	-	-	-	-	-	17.9	-	-	-	-	-	1.1
9	9	-	-	-	-	-	-	6.4	-	-	-	-	-	0.4
Extremely high	10	-	-	-	-	-	-	2.3	-	-	-	-	-	0.1
DK/NA	-8	-	-	-	-	-	-	1.2	-	-	-	-	-	0.1
IAP	-1	100.0	100.0	100.0	100.0	100.0	100.0	0.0	100.0	100.0	100.0	100.0	100.0	94.1
N		7276	1508	1599	1576	1535	1396	1294	1370	1051	1031	1205	1230	22071

\* SHOW CARD

\*\*\* Keyword: Occupation, Social Position



**Table 1516 Social status of newspaper reporters**

[Questionnaire] How would you rate the social status of each of the following occupations? Please answer by using the answer scale running from 'extremely low' (0) to 'extremely high' (10)... Newspaper reporters

[VAR] OCCS0213

RESPONSE	PUNCH	03-07	2008	2009	2010	2011	2012	2013	2014	2016	2018	2021	2023	TOTAL
Extremely low	0	-	-	-	-	-	-	0.7	-	-	-	-	-	0.0
1	1	-	-	-	-	-	-	0.9	-	-	-	-	-	0.1
2	2	-	-	-	-	-	-	2.3	-	-	-	-	-	0.1
3	3	-	-	-	-	-	-	6.0	-	-	-	-	-	0.4
4	4	-	-	-	-	-	-	11.4	-	-	-	-	-	0.7
5	5	-	-	-	-	-	-	21.8	-	-	-	-	-	1.3
6	6	-	-	-	-	-	-	22.6	-	-	-	-	-	1.3
7	7	-	-	-	-	-	-	19.3	-	-	-	-	-	1.1
8	8	-	-	-	-	-	-	0.0	-	-	-	-	-	0.0
9	9	-	-	-	-	-	-	0.0	-	-	-	-	-	0.0
Extremely high	10	-	-	-	-	-	-	1.4	-	-	-	-	-	0.1
DK/NA	-8	-	-	-	-	-	-	10.2	-	-	-	-	-	0.6
IAP	-1	100.0	100.0	100.0	100.0	100.0	100.0	3.2	100.0	100.0	100.0	100.0	100.0	94.3
N		7276	1508	1599	1576	1535	1396	1294	1370	1051	1031	1205	1230	22071

\* SHOW CARD

\*\*\* Keyword: Social Position, News, Occupation

**Table 1517 Social status of entertainers**

[Questionnaire] How would you rate the social status of each of the following occupations? Please answer by using the answer scale running from 'extremely low' (0) to 'extremely high' (10)... Entertainers

[VAR] OCCS1513

RESPONSE	PUNCH	03-07	2008	2009	2010	2011	2012	2013	2014	2016	2018	2021	2023	TOTAL
Extremely low	0	-	-	-	-	-	-	1.3	-	-	-	-	-	0.1
1	1	-	-	-	-	-	-	1.9	-	-	-	-	-	0.1
2	2	-	-	-	-	-	-	2.6	-	-	-	-	-	0.1
3	3	-	-	-	-	-	-	10.3	-	-	-	-	-	0.6
4	4	-	-	-	-	-	-	11.4	-	-	-	-	-	0.7
5	5	-	-	-	-	-	-	21.6	-	-	-	-	-	1.3
6	6	-	-	-	-	-	-	17.4	-	-	-	-	-	1.0
7	7	-	-	-	-	-	-	15.1	-	-	-	-	-	0.9
8	8	-	-	-	-	-	-	0.0	-	-	-	-	-	0.0
9	9	-	-	-	-	-	-	0.0	-	-	-	-	-	0.0
Extremely high	10	-	-	-	-	-	-	2.6	-	-	-	-	-	0.2
DK/NA	-8	-	-	-	-	-	-	11.7	-	-	-	-	-	0.7
IAP	-1	100.0	100.0	100.0	100.0	100.0	100.0	4.0	100.0	100.0	100.0	100.0	100.0	94.4
N		7276	1508	1599	1576	1535	1396	1294	1370	1051	1031	1205	1230	22071

\* SHOW CARD

\*\*\* Keyword: Social Position, Occupation

**Table 1518 Social status of physical trainers**

[Questionnaire] How would you rate the social status of each of the following occupations? Please answer by using the answer scale running from 'extremely low' (0) to 'extremely high' (10)... Physical trainers

[VAR] OCCS3613

RESPONSE	PUNCH	03-07	2008	2009	2010	2011	2012	2013	2014	2016	2018	2021	2023	TOTAL
Extremely low	0	-	-	-	-	-	-	0.9	-	-	-	-	-	0.0
1	1	-	-	-	-	-	-	2.7	-	-	-	-	-	0.2
2	2	-	-	-	-	-	-	4.9	-	-	-	-	-	0.3
3	3	-	-	-	-	-	-	15.2	-	-	-	-	-	0.9
4	4	-	-	-	-	-	-	19.2	-	-	-	-	-	1.1
5	5	-	-	-	-	-	-	29.5	-	-	-	-	-	1.7
6	6	-	-	-	-	-	-	14.8	-	-	-	-	-	0.9
7	7	-	-	-	-	-	-	8.1	-	-	-	-	-	0.5
8	8	-	-	-	-	-	-	2.2	-	-	-	-	-	0.1
9	9	-	-	-	-	-	-	1.0	-	-	-	-	-	0.1
Extremely high	10	-	-	-	-	-	-	0.4	-	-	-	-	-	0.0
DK/NA	-8	-	-	-	-	-	-	1.1	-	-	-	-	-	0.1
IAP	-1	100.0	100.0	100.0	100.0	100.0	100.0	0.0	100.0	100.0	100.0	100.0	100.0	94.1
N		7276	1508	1599	1576	1535	1396	1294	1370	1051	1031	1205	1230	22071

\* SHOW CARD

\*\*\* Keyword: Sport, Occupation, Social Position



**Table 1519 Social status of local-level civil servants**

[Questionnaire] How would you rate the social status of each of the following occupations? Please answer by using the answer scale running from 'extremely low' (0) to 'extremely high' (10)... Local-level civil servants

[VAR] OCCS1713

RESPONSE	PUNCH	03-07	2008	2009	2010	2011	2012	2013	2014	2016	2018	2021	2023	TOTAL
Extremely low	0	-	-	-	-	-	-	0.3	-	-	-	-	-	0.0
1	1	-	-	-	-	-	-	1.9	-	-	-	-	-	0.1
2	2	-	-	-	-	-	-	4.9	-	-	-	-	-	0.3
3	3	-	-	-	-	-	-	13.3	-	-	-	-	-	0.8
4	4	-	-	-	-	-	-	19.6	-	-	-	-	-	1.2
5	5	-	-	-	-	-	-	29.2	-	-	-	-	-	1.7
6	6	-	-	-	-	-	-	18.0	-	-	-	-	-	1.1
7	7	-	-	-	-	-	-	6.3	-	-	-	-	-	0.4
8	8	-	-	-	-	-	-	0.0	-	-	-	-	-	0.0
9	9	-	-	-	-	-	-	0.0	-	-	-	-	-	0.0
Extremely high	10	-	-	-	-	-	-	1.0	-	-	-	-	-	0.1
DK/NA	-8	-	-	-	-	-	-	4.2	-	-	-	-	-	0.2
IAP	-1	100.0	100.0	100.0	100.0	100.0	100.0	1.2	100.0	100.0	100.0	100.0	100.0	94.2
N		7276	1508	1599	1576	1535	1396	1294	1370	1051	1031	1205	1230	22071

\* SHOW CARD

\*\*\* Keyword: Occupation, Social Position

**Table 1520 Social status of assistant directors of bank**

[Questionnaire] How would you rate the social status of each of the following occupations? Please answer by using the answer scale running from 'extremely low' (0) to 'extremely high' (10)... Assistant directors of bank

[VAR] OCCS1413

RESPONSE	PUNCH	03-07	2008	2009	2010	2011	2012	2013	2014	2016	2018	2021	2023	TOTAL
Extremely low	0	-	-	-	-	-	-	0.2	-	-	-	-	-	0.0
1	1	-	-	-	-	-	-	1.7	-	-	-	-	-	0.1
2	2	-	-	-	-	-	-	4.2	-	-	-	-	-	0.2
3	3	-	-	-	-	-	-	12.0	-	-	-	-	-	0.7
4	4	-	-	-	-	-	-	15.9	-	-	-	-	-	0.9
5	5	-	-	-	-	-	-	28.7	-	-	-	-	-	1.7
6	6	-	-	-	-	-	-	20.1	-	-	-	-	-	1.2
7	7	-	-	-	-	-	-	10.6	-	-	-	-	-	0.6
8	8	-	-	-	-	-	-	0.0	-	-	-	-	-	0.0
9	9	-	-	-	-	-	-	0.0	-	-	-	-	-	0.0
Extremely high	10	-	-	-	-	-	-	0.8	-	-	-	-	-	0.0
DK/NA	-8	-	-	-	-	-	-	5.1	-	-	-	-	-	0.3
IAP	-1	100.0	100.0	100.0	100.0	100.0	100.0	0.8	100.0	100.0	100.0	100.0	100.0	94.2
N		7276	1508	1599	1576	1535	1396	1294	1370	1051	1031	1205	1230	22071

\* SHOW CARD

\*\*\* Keyword: Occupation, Social Position

**Table 1521 Social status of police officers**

[Questionnaire] How would you rate the social status of each of the following occupations? Please answer by using the answer scale running from 'extremely low' (0) to 'extremely high' (10)... Police officers

[VAR] OCCS2913

RESPONSE	PUNCH	03-07	2008	2009	2010	2011	2012	2013	2014	2016	2018	2021	2023	TOTAL
Extremely low	0	-	-	-	-	-	-	0.0	-	-	-	-	-	0.0
1	1	-	-	-	-	-	-	0.5	-	-	-	-	-	0.0
2	2	-	-	-	-	-	-	1.9	-	-	-	-	-	0.1
3	3	-	-	-	-	-	-	8.4	-	-	-	-	-	0.5
4	4	-	-	-	-	-	-	14.0	-	-	-	-	-	0.8
5	5	-	-	-	-	-	-	25.5	-	-	-	-	-	1.5
6	6	-	-	-	-	-	-	19.1	-	-	-	-	-	1.1
7	7	-	-	-	-	-	-	17.2	-	-	-	-	-	1.0
8	8	-	-	-	-	-	-	0.0	-	-	-	-	-	0.0
9	9	-	-	-	-	-	-	0.0	-	-	-	-	-	0.0
Extremely high	10	-	-	-	-	-	-	1.9	-	-	-	-	-	0.1
DK/NA	-8	-	-	-	-	-	-	8.3	-	-	-	-	-	0.5
IAP	-1	100.0	100.0	100.0	100.0	100.0	100.0	3.1	100.0	100.0	100.0	100.0	100.0	94.3
N		7276	1508	1599	1576	1535	1396	1294	1370	1051	1031	1205	1230	22071

\* SHOW CARD

\*\*\* Keyword: Police Officers, Occupation, Social Position



**Table 1522 Social status of barbers / hair dressers**

[Questionnaire] How would you rate the social status of each of the following occupations? Please answer by using the answer scale running from 'extremely low' (0) to 'extremely high' (10)... Barbers / beautician

[VAR] OCCS3713

RESPONSE	PUNCH	03-07	2008	2009	2010	2011	2012	2013	2014	2016	2018	2021	2023	TOTAL
Extremely low	0	-	-	-	-	-	-	1.1	-	-	-	-	-	0.1
1	1	-	-	-	-	-	-	4.9	-	-	-	-	-	0.3
2	2	-	-	-	-	-	-	11.9	-	-	-	-	-	0.7
3	3	-	-	-	-	-	-	20.2	-	-	-	-	-	1.2
4	4	-	-	-	-	-	-	21.5	-	-	-	-	-	1.3
5	5	-	-	-	-	-	-	22.4	-	-	-	-	-	1.3
6	6	-	-	-	-	-	-	9.7	-	-	-	-	-	0.6
7	7	-	-	-	-	-	-	4.3	-	-	-	-	-	0.3
8	8	-	-	-	-	-	-	1.5	-	-	-	-	-	0.1
9	9	-	-	-	-	-	-	0.7	-	-	-	-	-	0.0
Extremely high	10	-	-	-	-	-	-	0.8	-	-	-	-	-	0.0
DK/NA	-8	-	-	-	-	-	-	1.1	-	-	-	-	-	0.1
IAP	-1	100.0	100.0	100.0	100.0	100.0	100.0	0.0	100.0	100.0	100.0	100.0	100.0	94.1
N		7276	1508	1599	1576	1535	1396	1294	1370	1051	1031	1205	1230	22071

\* SHOW CARD

\*\*\* Keyword: Occupation, Social Position

**Table 1523 Social status of flight attendants**

[Questionnaire] How would you rate the social status of each of the following occupations? Please answer by using the answer scale running from 'extremely low' (0) to 'extremely high' (10)... Stewardesses in a aircraft

[VAR] OCCS3813

RESPONSE	PUNCH	03-07	2008	2009	2010	2011	2012	2013	2014	2016	2018	2021	2023	TOTAL
Extremely low	0	-	-	-	-	-	-	0.5	-	-	-	-	-	0.0
1	1	-	-	-	-	-	-	2.0	-	-	-	-	-	0.1
2	2	-	-	-	-	-	-	3.9	-	-	-	-	-	0.2
3	3	-	-	-	-	-	-	11.8	-	-	-	-	-	0.7
4	4	-	-	-	-	-	-	17.6	-	-	-	-	-	1.0
5	5	-	-	-	-	-	-	25.5	-	-	-	-	-	1.5
6	6	-	-	-	-	-	-	18.2	-	-	-	-	-	1.1
7	7	-	-	-	-	-	-	10.9	-	-	-	-	-	0.6
8	8	-	-	-	-	-	-	5.4	-	-	-	-	-	0.3
9	9	-	-	-	-	-	-	2.0	-	-	-	-	-	0.1
Extremely high	10	-	-	-	-	-	-	0.9	-	-	-	-	-	0.0
DK/NA	-8	-	-	-	-	-	-	1.2	-	-	-	-	-	0.1
IAP	-1	100.0	100.0	100.0	100.0	100.0	100.0	0.0	100.0	100.0	100.0	100.0	100.0	94.1
N		7276	1508	1599	1576	1535	1396	1294	1370	1051	1031	1205	1230	22071

\* SHOW CARD

\*\*\* Keyword: Occupation, Social Position

**Table 1524 Social status of solicitors in an insurance company**

[Questionnaire] How would you rate the social status of each of the following occupations? Please answer by using the answer scale running from 'extremely low' (0) to 'extremely high' (10)... Solicitors in a insurance company

[VAR] OCCS3913

RESPONSE	PUNCH	03-07	2008	2009	2010	2011	2012	2013	2014	2016	2018	2021	2023	TOTAL
Extremely low	0	-	-	-	-	-	-	1.2	-	-	-	-	-	0.1
1	1	-	-	-	-	-	-	4.3	-	-	-	-	-	0.2
2	2	-	-	-	-	-	-	10.1	-	-	-	-	-	0.6
3	3	-	-	-	-	-	-	22.4	-	-	-	-	-	1.3
4	4	-	-	-	-	-	-	20.4	-	-	-	-	-	1.2
5	5	-	-	-	-	-	-	22.6	-	-	-	-	-	1.3
6	6	-	-	-	-	-	-	10.2	-	-	-	-	-	0.6
7	7	-	-	-	-	-	-	5.0	-	-	-	-	-	0.3
8	8	-	-	-	-	-	-	2.0	-	-	-	-	-	0.1
9	9	-	-	-	-	-	-	0.2	-	-	-	-	-	0.0
Extremely high	10	-	-	-	-	-	-	0.5	-	-	-	-	-	0.0
DK/NA	-8	-	-	-	-	-	-	1.1	-	-	-	-	-	0.1
IAP	-1	100.0	100.0	100.0	100.0	100.0	100.0	0.0	100.0	100.0	100.0	100.0	100.0	94.1
N		7276	1508	1599	1576	1535	1396	1294	1370	1051	1031	1205	1230	22071

\* SHOW CARD

\*\*\* Keyword: Occupation, Social Position



**Table 1525 Social status of employees in a rank-and-file company**

[Questionnaire] How would you rate the social status of each of the following occupations? Please answer by using the answer scale running from 'extremely low' (0) to 'extremely high' (10)... Employees in a rank-and-file company

[VAR] OCCS4013

RESPONSE	PUNCH	03-07	2008	2009	2010	2011	2012	2013	2014	2016	2018	2021	2023	TOTAL
Extremely low	0	-	-	-	-	-	-	0.5	-	-	-	-	-	0.0
1	1	-	-	-	-	-	-	3.6	-	-	-	-	-	0.2
2	2	-	-	-	-	-	-	5.5	-	-	-	-	-	0.3
3	3	-	-	-	-	-	-	16.5	-	-	-	-	-	1.0
4	4	-	-	-	-	-	-	18.8	-	-	-	-	-	1.1
5	5	-	-	-	-	-	-	31.0	-	-	-	-	-	1.8
6	6	-	-	-	-	-	-	13.0	-	-	-	-	-	0.8
7	7	-	-	-	-	-	-	5.4	-	-	-	-	-	0.3
8	8	-	-	-	-	-	-	2.9	-	-	-	-	-	0.2
9	9	-	-	-	-	-	-	0.8	-	-	-	-	-	0.0
Extremely high	10	-	-	-	-	-	-	0.9	-	-	-	-	-	0.1
DK/NA	-8	-	-	-	-	-	-	1.1	-	-	-	-	-	0.1
IAP	-1	100.0	100.0	100.0	100.0	100.0	100.0	0.0	100.0	100.0	100.0	100.0	100.0	94.1
N		7276	1508	1599	1576	1535	1396	1294	1370	1051	1031	1205	1230	22071

\* SHOW CARD

\*\*\* Keyword: Occupation, Social Position

**Table 1526 Social status of farmers**

[Questionnaire] How would you rate the social status of each of the following occupations? Please answer by using the answer scale running from 'extremely low' (0) to 'extremely high' (10)... Farmers

[VAR] OCCS4113

RESPONSE	PUNCH	03-07	2008	2009	2010	2011	2012	2013	2014	2016	2018	2021	2023	TOTAL
Extremely low	0	-	-	-	-	-	-	1.8	-	-	-	-	-	0.1
1	1	-	-	-	-	-	-	9.8	-	-	-	-	-	0.6
2	2	-	-	-	-	-	-	13.6	-	-	-	-	-	0.8
3	3	-	-	-	-	-	-	22.0	-	-	-	-	-	1.3
4	4	-	-	-	-	-	-	15.4	-	-	-	-	-	0.9
5	5	-	-	-	-	-	-	16.5	-	-	-	-	-	1.0
6	6	-	-	-	-	-	-	7.5	-	-	-	-	-	0.4
7	7	-	-	-	-	-	-	4.1	-	-	-	-	-	0.2
8	8	-	-	-	-	-	-	2.5	-	-	-	-	-	0.1
9	9	-	-	-	-	-	-	1.9	-	-	-	-	-	0.1
Extremely high	10	-	-	-	-	-	-	3.9	-	-	-	-	-	0.2
DK/NA	-8	-	-	-	-	-	-	1.1	-	-	-	-	-	0.1
IAP	-1	100.0	100.0	100.0	100.0	100.0	100.0	0.0	100.0	100.0	100.0	100.0	100.0	94.1
N		7276	1508	1599	1576	1535	1396	1294	1370	1051	1031	1205	1230	22071

\* SHOW CARD

\*\*\* Keyword: Occupation, Social Position, Farmer

**Table 1527 Social status of auto mechanics**

[Questionnaire] How would you rate the social status of each of the following occupations? Please answer by using the answer scale running from 'extremely low' (0) to 'extremely high' (10)... Auto mechanics

[VAR] OCCS2013

RESPONSE	PUNCH	03-07	2008	2009	2010	2011	2012	2013	2014	2016	2018	2021	2023	TOTAL
Extremely low	0	-	-	-	-	-	-	1.0	-	-	-	-	-	0.1
1	1	-	-	-	-	-	-	7.4	-	-	-	-	-	0.4
2	2	-	-	-	-	-	-	15.8	-	-	-	-	-	0.9
3	3	-	-	-	-	-	-	21.9	-	-	-	-	-	1.3
4	4	-	-	-	-	-	-	19.7	-	-	-	-	-	1.2
5	5	-	-	-	-	-	-	18.7	-	-	-	-	-	1.1
6	6	-	-	-	-	-	-	6.5	-	-	-	-	-	0.4
7	7	-	-	-	-	-	-	3.2	-	-	-	-	-	0.2
8	8	-	-	-	-	-	-	0.0	-	-	-	-	-	0.0
9	9	-	-	-	-	-	-	0.0	-	-	-	-	-	0.0
Extremely high	10	-	-	-	-	-	-	1.2	-	-	-	-	-	0.1
DK/NA	-8	-	-	-	-	-	-	3.9	-	-	-	-	-	0.2
IAP	-1	100.0	100.0	100.0	100.0	100.0	100.0	0.7	100.0	100.0	100.0	100.0	100.0	94.2
N		7276	1508	1599	1576	1535	1396	1294	1370	1051	1031	1205	1230	22071

\* SHOW CARD

\*\*\* Keyword: Social Position, Occupation



**Table 1528 Social status of reinforcing rod workers**

[Questionnaire] How would you rate the social status of each of the following occupations? Please answer by using the answer scale running from 'extremely low' (0) to 'extremely high' (10)... Reinforcing rod workers

[VAR] OCCS4213

RESPONSE	PUNCH	03-07	2008	2009	2010	2011	2012	2013	2014	2016	2018	2021	2023	TOTAL
Extremely low	0	-	-	-	-	-	-	1.7	-	-	-	-	-	0.1
1	1	-	-	-	-	-	-	9.9	-	-	-	-	-	0.6
2	2	-	-	-	-	-	-	17.2	-	-	-	-	-	1.0
3	3	-	-	-	-	-	-	22.9	-	-	-	-	-	1.3
4	4	-	-	-	-	-	-	18.6	-	-	-	-	-	1.1
5	5	-	-	-	-	-	-	15.3	-	-	-	-	-	0.9
6	6	-	-	-	-	-	-	6.0	-	-	-	-	-	0.3
7	7	-	-	-	-	-	-	3.3	-	-	-	-	-	0.2
8	8	-	-	-	-	-	-	2.0	-	-	-	-	-	0.1
9	9	-	-	-	-	-	-	0.9	-	-	-	-	-	0.1
Extremely high	10	-	-	-	-	-	-	1.1	-	-	-	-	-	0.1
DK/NA	-8	-	-	-	-	-	-	1.1	-	-	-	-	-	0.1
IAP	-1	100.0	100.0	100.0	100.0	100.0	100.0	0.0	100.0	100.0	100.0	100.0	100.0	94.1
N		7276	1508	1599	1576	1535	1396	1294	1370	1051	1031	1205	1230	22071

\* SHOW CARD

\*\*\* Keyword: Occupation, Social Position

**Table 1529 Social status of taxi drivers**

[Questionnaire] How would you rate the social status of each of the following occupations? Please answer by using the answer scale running from 'extremely low' (0) to 'extremely high' (10)... Taxi drivers

[VAR] OCCS0113

RESPONSE	PUNCH	03-07	2008	2009	2010	2011	2012	2013	2014	2016	2018	2021	2023	TOTAL
Extremely low	0	-	-	-	-	-	-	1.9	-	-	-	-	-	0.1
1	1	-	-	-	-	-	-	9.9	-	-	-	-	-	0.6
2	2	-	-	-	-	-	-	19.8	-	-	-	-	-	1.2
3	3	-	-	-	-	-	-	25.0	-	-	-	-	-	1.5
4	4	-	-	-	-	-	-	17.9	-	-	-	-	-	1.0
5	5	-	-	-	-	-	-	15.4	-	-	-	-	-	0.9
6	6	-	-	-	-	-	-	4.5	-	-	-	-	-	0.3
7	7	-	-	-	-	-	-	2.4	-	-	-	-	-	0.1
8	8	-	-	-	-	-	-	0.0	-	-	-	-	-	0.0
9	9	-	-	-	-	-	-	0.0	-	-	-	-	-	0.0
Extremely high	10	-	-	-	-	-	-	0.9	-	-	-	-	-	0.0
DK/NA	-8	-	-	-	-	-	-	2.1	-	-	-	-	-	0.1
IAP	-1	100.0	100.0	100.0	100.0	100.0	100.0	0.3	100.0	100.0	100.0	100.0	100.0	94.2
N		7276	1508	1599	1576	1535	1396	1294	1370	1051	1031	1205	1230	22071

\* SHOW CARD

\*\*\* Keyword: Social Position, Occupation

**Table 1530 Social status of manual workers**

[Questionnaire] How would you rate the social status of each of the following occupations? Please answer by using the answer scale running from 'extremely low' (0) to 'extremely high' (10)... Manual workers

[VAR] OCCS2413

RESPONSE	PUNCH	03-07	2008	2009	2010	2011	2012	2013	2014	2016	2018	2021	2023	TOTAL
Extremely low	0	-	-	-	-	-	-	8.0	-	-	-	-	-	0.5
1	1	-	-	-	-	-	-	20.5	-	-	-	-	-	1.2
2	2	-	-	-	-	-	-	23.1	-	-	-	-	-	1.4
3	3	-	-	-	-	-	-	18.4	-	-	-	-	-	1.1
4	4	-	-	-	-	-	-	11.3	-	-	-	-	-	0.7
5	5	-	-	-	-	-	-	10.1	-	-	-	-	-	0.6
6	6	-	-	-	-	-	-	2.2	-	-	-	-	-	0.1
7	7	-	-	-	-	-	-	1.6	-	-	-	-	-	0.1
8	8	-	-	-	-	-	-	0.0	-	-	-	-	-	0.0
9	9	-	-	-	-	-	-	0.0	-	-	-	-	-	0.0
Extremely high	10	-	-	-	-	-	-	1.5	-	-	-	-	-	0.1
DK/NA	-8	-	-	-	-	-	-	2.2	-	-	-	-	-	0.1
IAP	-1	100.0	100.0	100.0	100.0	100.0	100.0	0.8	100.0	100.0	100.0	100.0	100.0	94.2
N		7276	1508	1599	1576	1535	1396	1294	1370	1051	1031	1205	1230	22071

\* SHOW CARD

\*\*\* Keyword: Social Position



**Table 1531 Social status of factory foremen (skilled workers)**

[Questionnaire] How would you rate the social status of each of the following occupations? Please answer by using the answer scale running from 'extremely low' (0) to 'extremely high' (10)... Factory foremen (skilled workers)

[VAR] OCCS1213

RESPONSE	PUNCH	03-07	2008	2009	2010	2011	2012	2013	2014	2016	2018	2021	2023	TOTAL
Extremely low	0	-	-	-	-	-	-	1.2	-	-	-	-	-	0.1
1	1	-	-	-	-	-	-	9.6	-	-	-	-	-	0.6
2	2	-	-	-	-	-	-	14.4	-	-	-	-	-	0.8
3	3	-	-	-	-	-	-	24.7	-	-	-	-	-	1.4
4	4	-	-	-	-	-	-	17.3	-	-	-	-	-	1.0
5	5	-	-	-	-	-	-	17.8	-	-	-	-	-	1.0
6	6	-	-	-	-	-	-	7.1	-	-	-	-	-	0.4
7	7	-	-	-	-	-	-	3.0	-	-	-	-	-	0.2
8	8	-	-	-	-	-	-	0.0	-	-	-	-	-	0.0
9	9	-	-	-	-	-	-	0.0	-	-	-	-	-	0.0
Extremely high	10	-	-	-	-	-	-	1.2	-	-	-	-	-	0.1
DK/NA	-8	-	-	-	-	-	-	2.7	-	-	-	-	-	0.2
IAP	-1	100.0	100.0	100.0	100.0	100.0	100.0	1.0	100.0	100.0	100.0	100.0	100.0	94.2
N		7276	1508	1599	1576	1535	1396	1294	1370	1051	1031	1205	1230	22071

\* SHOW CARD

\*\*\* Keyword: Factory, Social Position, Occupation

**Table 1532 Social status of factory workers**

[Questionnaire] How would you rate the social status of each of the following occupations? Please answer by using the answer scale running from 'extremely low' (0) to 'extremely high' (10)... Factory workers

[VAR] OCCS1313

RESPONSE	PUNCH	03-07	2008	2009	2010	2011	2012	2013	2014	2016	2018	2021	2023	TOTAL
Extremely low	0	-	-	-	-	-	-	2.6	-	-	-	-	-	0.2
1	1	-	-	-	-	-	-	14.7	-	-	-	-	-	0.9
2	2	-	-	-	-	-	-	20.6	-	-	-	-	-	1.2
3	3	-	-	-	-	-	-	21.3	-	-	-	-	-	1.3
4	4	-	-	-	-	-	-	15.2	-	-	-	-	-	0.9
5	5	-	-	-	-	-	-	14.4	-	-	-	-	-	0.8
6	6	-	-	-	-	-	-	4.3	-	-	-	-	-	0.3
7	7	-	-	-	-	-	-	2.3	-	-	-	-	-	0.1
8	8	-	-	-	-	-	-	0.0	-	-	-	-	-	0.0
9	9	-	-	-	-	-	-	0.0	-	-	-	-	-	0.0
Extremely high	10	-	-	-	-	-	-	1.4	-	-	-	-	-	0.1
DK/NA	-8	-	-	-	-	-	-	2.4	-	-	-	-	-	0.1
IAP	-1	100.0	100.0	100.0	100.0	100.0	100.0	0.6	100.0	100.0	100.0	100.0	100.0	94.2
N		7276	1508	1599	1576	1535	1396	1294	1370	1051	1031	1205	1230	22071

\* SHOW CARD

\*\*\* Keyword: Factory, Factory Workers, Social Position, Occupation

**Table 1533 Social status of delivery men (Couriers)**

[Questionnaire] How would you rate the social status of each of the following occupations? Please answer by using the answer scale running from 'extremely low' (0) to 'extremely high' (10)... Delivery men (Couriers)

[VAR] OCCS4313

RESPONSE	PUNCH	03-07	2008	2009	2010	2011	2012	2013	2014	2016	2018	2021	2023	TOTAL
Extremely low	0	-	-	-	-	-	-	2.6	-	-	-	-	-	0.1
1	1	-	-	-	-	-	-	14.6	-	-	-	-	-	0.9
2	2	-	-	-	-	-	-	21.5	-	-	-	-	-	1.3
3	3	-	-	-	-	-	-	22.6	-	-	-	-	-	1.3
4	4	-	-	-	-	-	-	15.1	-	-	-	-	-	0.9
5	5	-	-	-	-	-	-	13.2	-	-	-	-	-	0.8
6	6	-	-	-	-	-	-	3.8	-	-	-	-	-	0.2
7	7	-	-	-	-	-	-	2.4	-	-	-	-	-	0.1
8	8	-	-	-	-	-	-	1.2	-	-	-	-	-	0.1
9	9	-	-	-	-	-	-	0.5	-	-	-	-	-	0.0
Extremely high	10	-	-	-	-	-	-	1.4	-	-	-	-	-	0.1
DK/NA	-8	-	-	-	-	-	-	1.1	-	-	-	-	-	0.1
IAP	-1	100.0	100.0	100.0	100.0	100.0	100.0	0.0	100.0	100.0	100.0	100.0	100.0	94.1
N		7276	1508	1599	1576	1535	1396	1294	1370	1051	1031	1205	1230	22071

\* SHOW CARD

\*\*\* Keyword: Occupation, Social Position



**Table 1534 Social status of apartment guards**

[Questionnaire] How would you rate the social status of each of the following occupations? Please answer by using the answer scale running from 'extremely low' (0) to 'extremely high' (10)... Apartment guards

[VAR] OCCS0613

RESPONSE	PUNCH	03-07	2008	2009	2010	2011	2012	2013	2014	2016	2018	2021	2023	TOTAL
Extremely low	0	-	-	-	-	-	-	4.0	-	-	-	-	-	0.2
1	1	-	-	-	-	-	-	17.0	-	-	-	-	-	1.0
2	2	-	-	-	-	-	-	21.2	-	-	-	-	-	1.2
3	3	-	-	-	-	-	-	22.7	-	-	-	-	-	1.3
4	4	-	-	-	-	-	-	15.5	-	-	-	-	-	0.9
5	5	-	-	-	-	-	-	10.8	-	-	-	-	-	0.6
6	6	-	-	-	-	-	-	3.2	-	-	-	-	-	0.2
7	7	-	-	-	-	-	-	1.6	-	-	-	-	-	0.1
8	8	-	-	-	-	-	-	0.0	-	-	-	-	-	0.0
9	9	-	-	-	-	-	-	0.0	-	-	-	-	-	0.0
Extremely high	10	-	-	-	-	-	-	1.4	-	-	-	-	-	0.1
DK/NA	-8	-	-	-	-	-	-	2.4	-	-	-	-	-	0.1
IAP	-1	100.0	100.0	100.0	100.0	100.0	100.0	0.3	100.0	100.0	100.0	100.0	100.0	94.2
N		7276	1508	1599	1576	1535	1396	1294	1370	1051	1031	1205	1230	22071

\* SHOW CARD

\*\*\* Keyword: Social Position, Occupation

**Table 1535 Social status of maids or housecleaners**

[Questionnaire] How would you rate the social status of each of the following occupations? Please answer by using the answer scale running from 'extremely low' (0) to 'extremely high' (10)... Maids or housecleaners

[VAR] OCCS0813

RESPONSE	PUNCH	03-07	2008	2009	2010	2011	2012	2013	2014	2016	2018	2021	2023	TOTAL
Extremely low	0	-	-	-	-	-	-	5.3	-	-	-	-	-	0.3
1	1	-	-	-	-	-	-	21.5	-	-	-	-	-	1.3
2	2	-	-	-	-	-	-	20.4	-	-	-	-	-	1.2
3	3	-	-	-	-	-	-	21.8	-	-	-	-	-	1.3
4	4	-	-	-	-	-	-	13.0	-	-	-	-	-	0.8
5	5	-	-	-	-	-	-	9.3	-	-	-	-	-	0.5
6	6	-	-	-	-	-	-	3.3	-	-	-	-	-	0.2
7	7	-	-	-	-	-	-	1.2	-	-	-	-	-	0.1
8	8	-	-	-	-	-	-	0.0	-	-	-	-	-	0.0
9	9	-	-	-	-	-	-	0.0	-	-	-	-	-	0.0
Extremely high	10	-	-	-	-	-	-	1.3	-	-	-	-	-	0.1
DK/NA	-8	-	-	-	-	-	-	2.2	-	-	-	-	-	0.1
IAP	-1	100.0	100.0	100.0	100.0	100.0	100.0	0.6	100.0	100.0	100.0	100.0	100.0	94.2
N		7276	1508	1599	1576	1535	1396	1294	1370	1051	1031	1205	1230	22071

\* SHOW CARD

\*\*\* Keyword: Social Position, Occupation

**Table 1536 Social status of shoes cleaners**

[Questionnaire] How would you rate the social status of each of the following occupations? Please answer by using the answer scale running from 'extremely low' (0) to 'extremely high' (10)... Shoes cleaners

[VAR] OCCS4413

RESPONSE	PUNCH	03-07	2008	2009	2010	2011	2012	2013	2014	2016	2018	2021	2023	TOTAL
Extremely low	0	-	-	-	-	-	-	6.1	-	-	-	-	-	0.4
1	1	-	-	-	-	-	-	24.2	-	-	-	-	-	1.4
2	2	-	-	-	-	-	-	21.0	-	-	-	-	-	1.2
3	3	-	-	-	-	-	-	18.4	-	-	-	-	-	1.1
4	4	-	-	-	-	-	-	12.9	-	-	-	-	-	0.8
5	5	-	-	-	-	-	-	8.9	-	-	-	-	-	0.5
6	6	-	-	-	-	-	-	2.9	-	-	-	-	-	0.2
7	7	-	-	-	-	-	-	1.7	-	-	-	-	-	0.1
8	8	-	-	-	-	-	-	0.9	-	-	-	-	-	0.1
9	9	-	-	-	-	-	-	0.5	-	-	-	-	-	0.0
Extremely high	10	-	-	-	-	-	-	1.4	-	-	-	-	-	0.1
DK/NA	-8	-	-	-	-	-	-	1.1	-	-	-	-	-	0.1
IAP	-1	100.0	100.0	100.0	100.0	100.0	100.0	0.0	100.0	100.0	100.0	100.0	100.0	94.1
N		7276	1508	1599	1576	1535	1396	1294	1370	1051	1031	1205	1230	22071

\* SHOW CARD

\*\*\* Keyword: Occupation, Social Position

**Table 1537 Assessment on the level of payment of employees in a rank-and-file company**

[Questionnaire] For each of the workers below, please tell me what you think about the extent to which they have contributed to the economic development in Korea, and the extent to which they are paid... Extent to which they are paid... Employees in a rank-and-file company

[VAR] PAYEMPR

RESPONSE	PUNCH	03-07	2008	2009	2010	2011	2012	2013	2014	2016	2018	2021	2023	TOTAL
Very high	1	-	-	-	-	-	-	0.8	-	-	-	-	-	0.0
Somewhat high	2	-	-	-	-	-	-	12.6	-	-	-	-	-	0.7
Neither/nor	3	-	-	-	-	-	-	59.0	-	-	-	-	-	3.5
Somewhat low	4	-	-	-	-	-	-	25.9	-	-	-	-	-	1.5
Very low	5	-	-	-	-	-	-	1.5	-	-	-	-	-	0.1
DK/NA	-8	-	-	-	-	-	-	0.2	-	-	-	-	-	0.0
IAP	-1	100.0	100.0	100.0	100.0	100.0	100.0	0.0	100.0	100.0	100.0	100.0	100.0	94.1
N		7276	1508	1599	1576	1535	1396	1294	1370	1051	1031	1205	1230	22071

\* SHOW CARD

\*\*\* Keyword: Occupation



**Table 1538 Assessment on the level of payment of farmers (including fishermen)**

[Questionnaire] For each of the workers below, please tell me what you think about the extent to which they have contributed to the economic development in Korea, and the extent to which they are paid... Extent to which they are paid... Farmers (including fishermen)

[VAR] PAYFARM

RESPONSE	PUNCH	03-07	2008	2009	2010	2011	2012	2013	2014	2016	2018	2021	2023	TOTAL
Very high	1	-	-	-	-	-	-	0.3	-	-	-	-	-	0.0
Somewhat high	2	-	-	-	-	-	-	3.3	-	-	-	-	-	0.2
Neither/nor	3	-	-	-	-	-	-	24.9	-	-	-	-	-	1.5
Somewhat low	4	-	-	-	-	-	-	50.3	-	-	-	-	-	2.9
Very low	5	-	-	-	-	-	-	21.0	-	-	-	-	-	1.2
DK/NA	-8	-	-	-	-	-	-	0.2	-	-	-	-	-	0.0
IAP	-1	100.0	100.0	100.0	100.0	100.0	100.0	0.0	100.0	100.0	100.0	100.0	100.0	94.1
N		7276	1508	1599	1576	1535	1396	1294	1370	1051	1031	1205	1230	22071

\* SHOW CARD

\*\*\* Keyword: Occupation, Farmer

**Table 1539 Assessment on the level of payment of factory foremen (skilled workers)**

[Questionnaire] For each of the workers below, please tell me what you think about the extent to which they have contributed to the economic development in Korea, and the extent to which they are paid... Extent to which they are paid... Factory foremen (skilled workers)

[VAR] PAYSKIL13

RESPONSE	PUNCH	03-07	2008	2009	2010	2011	2012	2013	2014	2016	2018	2021	2023	TOTAL
Very high	1	-	-	-	-	-	-	0.6	-	-	-	-	-	0.0
Somewhat high	2	-	-	-	-	-	-	9.8	-	-	-	-	-	0.6
Neither/nor	3	-	-	-	-	-	-	45.3	-	-	-	-	-	2.7
Somewhat low	4	-	-	-	-	-	-	39.5	-	-	-	-	-	2.3
Very low	5	-	-	-	-	-	-	4.6	-	-	-	-	-	0.3
DK/NA	-8	-	-	-	-	-	-	0.2	-	-	-	-	-	0.0
IAP	-1	100.0	100.0	100.0	100.0	100.0	100.0	0.0	100.0	100.0	100.0	100.0	100.0	94.1
N		7276	1508	1599	1576	1535	1396	1294	1370	1051	1031	1205	1230	22071

\* SHOW CARD

\*\*\* Keyword: Occupation, Factory

**Table 1540 Assessment on the level of payment of factory workers**

[Questionnaire] For each of the workers below, please tell me what you think about the extent to which they have contributed to the economic development in Korea, and the extent to which they are paid... Extent to which they are paid... Factory workers

[VAR] PAYWORKR

RESPONSE	PUNCH	03-07	2008	2009	2010	2011	2012	2013	2014	2016	2018	2021	2023	TOTAL
Very high	1	-	-	-	-	-	-	0.5	-	-	-	-	-	0.0
Somewhat high	2	-	-	-	-	-	-	2.8	-	-	-	-	-	0.2
Neither/nor	3	-	-	-	-	-	-	34.1	-	-	-	-	-	2.0
Somewhat low	4	-	-	-	-	-	-	48.0	-	-	-	-	-	2.8
Very low	5	-	-	-	-	-	-	14.4	-	-	-	-	-	0.8
DK/NA	-8	-	-	-	-	-	-	0.2	-	-	-	-	-	0.0
IAP	-1	100.0	100.0	100.0	100.0	100.0	100.0	0.0	100.0	100.0	100.0	100.0	100.0	94.1
N		7276	1508	1599	1576	1535	1396	1294	1370	1051	1031	1205	1230	22071

\* SHOW CARD

\*\*\* Keyword: Occupation, Factory, Factory Workers

**Table 1541 Assessment on the level of payment for the white-collar workers**

[Questionnaire] What do you think about the level of pay for the white-collar workers employed in an ordinary company?

[VAR] PAYWHITE

RESPONSE	PUNCH	03-07	2008	2009	2010	2011	2012	2013	2014	2016	2018	2021	2023	TOTAL
Very high	1	-	-	-	-	-	-	1.2	-	-	-	-	-	0.1
Somewhat high	2	-	-	-	-	-	-	11.9	-	-	-	-	-	0.7
Neither/nor	3	-	-	-	-	-	-	44.0	-	-	-	-	-	2.6
Somewhat low	4	-	-	-	-	-	-	33.2	-	-	-	-	-	1.9
Very low	5	-	-	-	-	-	-	4.3	-	-	-	-	-	0.3
DK/NA	-8	-	-	-	-	-	-	5.3	-	-	-	-	-	0.3
IAP	-1	100.0	100.0	100.0	100.0	100.0	100.0	0.0	100.0	100.0	100.0	100.0	100.0	94.1
N		7276	1508	1599	1576	1535	1396	1294	1370	1051	1031	1205	1230	22071

\* SHOW CARD

\*\*\* Keyword: Pay

**Table 1542 Assessment on the level of payment for the blue-collar workers**

[Questionnaire] Then, how about the level of pay for the blue-collar workers employed in an ordinary company?

[VAR] PAYBLUE

RESPONSE	PUNCH	03-07	2008	2009	2010	2011	2012	2013	2014	2016	2018	2021	2023	TOTAL
Very high	1	-	-	-	-	-	-	0.9	-	-	-	-	-	0.0
Somewhat high	2	-	-	-	-	-	-	5.7	-	-	-	-	-	0.3
Neither/nor	3	-	-	-	-	-	-	25.4	-	-	-	-	-	1.5
Somewhat low	4	-	-	-	-	-	-	49.9	-	-	-	-	-	2.9
Very low	5	-	-	-	-	-	-	13.7	-	-	-	-	-	0.8
DK/NA	-8	-	-	-	-	-	-	4.4	-	-	-	-	-	0.3
IAP	-1	100.0	100.0	100.0	100.0	100.0	100.0	0.0	100.0	100.0	100.0	100.0	100.0	94.1
N		7276	1508	1599	1576	1535	1396	1294	1370	1051	1031	1205	1230	22071

\* SHOW CARD

\*\*\* Keyword: Pay



**Table 1543 Longer work period as a decision factor for higher wage**

[Questionnaire] Suppose a person is doing a job pretty similar to other people in the same workplace. Do you agree that s/he should be paid higher than others if s/he... has worked for more years in the job than others

[VAR] PAYATT1

RESPONSE	PUNCH	03-06	2008	2009	2010	2011	2012	2013	2014	2016	2018	2021	2023	TOTAL
Strongly agree	1	6.1	-	31.1	-	-	-	-	-	-	-	-	-	4.3
Agree	2	10.9	-	56.7	-	-	-	-	-	-	-	-	-	7.7
Neither agree nor disagree	3	2.6	-	7.6	-	-	-	-	-	-	-	-	-	1.4
Disagree	4	1.8	-	3.4	-	-	-	-	-	-	-	-	-	0.8
Strongly disagree	5	0.3	-	0.9	-	-	-	-	-	-	-	-	-	0.2
DK/NA	-8	0.4	-	0.3	-	-	-	-	-	-	-	-	-	0.2
IAP	-1	77.8	100.0	0.0	100.0	100.0	100.0	100.0	100.0	100.0	100.0	100.0	100.0	85.4
N		7276	1508	1599	1576	1535	1396	1294	1370	1051	1031	1205	1230	22071

\* SHOW CARD

\*\*\* Keyword: Workplace, Job, Pay

**Table 1544 Higher education as a decision factor for higher wage**

[Questionnaire] Suppose a person is doing a job pretty similar to other people in the same workplace. Do you agree that s/he should be paid higher than others if s/he... has higher education than others

[VAR] PAYATT2

RESPONSE	PUNCH	03-07	2008	2009	2010	2011	2012	2013	2014	2016	2018	2021	2023	TOTAL
Strongly agree	1	2.4	-	13.5	-	-	-	-	-	-	-	-	-	1.8
Agree	2	7.7	-	46.6	-	-	-	-	-	-	-	-	-	5.9
Neither agree nor disagree	3	6.1	-	23.8	-	-	-	-	-	-	-	-	-	3.7
Disagree	4	4.3	-	12.4	-	-	-	-	-	-	-	-	-	2.3
Strongly disagree	5	1.3	-	3.3	-	-	-	-	-	-	-	-	-	0.7
DK/NA	-8	0.5	-	0.4	-	-	-	-	-	-	-	-	-	0.2
IAP	-1	77.8	100.0	0.0	100.0	100.0	100.0	100.0	100.0	100.0	100.0	100.0	100.0	85.5
N		7276	1508	1599	1576	1535	1396	1294	1370	1051	1031	1205	1230	22071

\* SHOW CARD

\*\*\* Keyword: Workplace, Job, Pay

**Table 1545 Having more certificates as a decision factor for higher wage**

[Questionnaire] Suppose a person is doing a job pretty similar to other people in the same workplace. Do you agree that s/he should be paid higher than others if s/he... has certificates

[VAR] PAYATT3

RESPONSE	PUNCH	03-07	2008	2009	2010	2011	2012	2013	2014	2016	2018	2021	2023	TOTAL
Strongly agree	1	4.3	-	20.3	-	-	-	-	-	-	-	-	-	2.9
Agree	2	11.3	-	58.2	-	-	-	-	-	-	-	-	-	7.9
Neither agree nor disagree	3	4.6	-	16.2	-	-	-	-	-	-	-	-	-	2.7
Disagree	4	1.3	-	4.3	-	-	-	-	-	-	-	-	-	0.8
Strongly disagree	5	0.1	-	0.7	-	-	-	-	-	-	-	-	-	0.1
DK/NA	-8	0.5	-	0.4	-	-	-	-	-	-	-	-	-	0.2
IAP	-1	77.8	100.0	0.0	100.0	100.0	100.0	100.0	100.0	100.0	100.0	100.0	100.0	85.5
N		7276	1508	1599	1576	1535	1396	1294	1370	1051	1031	1205	1230	22071

\* SHOW CARD

\*\*\* Keyword: Workplace, Job, Pay

**Table 1546 Being a male as a decision factor for higher wage**

[Questionnaire] Suppose a person is doing a job pretty similar to other people in the same workplace. Do you agree that s/he should be paid higher than others if s/he... is a male rather than a female

[VAR] PAYATT4

RESPONSE	PUNCH	03-07	2008	2009	2010	2011	2012	2013	2014	2016	2018	2021	2023	TOTAL
Strongly agree	1	1.1	-	3.0	-	-	-	-	-	-	-	-	-	0.6
Agree	2	3.9	-	17.3	-	-	-	-	-	-	-	-	-	2.5
Neither agree nor disagree	3	5.8	-	30.8	-	-	-	-	-	-	-	-	-	4.1
Disagree	4	6.3	-	27.4	-	-	-	-	-	-	-	-	-	4.1
Strongly disagree	5	4.6	-	21.0	-	-	-	-	-	-	-	-	-	3.0
DK/NA	-8	0.4	-	0.5	-	-	-	-	-	-	-	-	-	0.2
IAP	-1	77.8	100.0	0.0	100.0	100.0	100.0	100.0	100.0	100.0	100.0	100.0	100.0	85.4
N		7276	1508	1599	1576	1535	1396	1294	1370	1051	1031	1205	1230	22071

\* SHOW CARD

\*\*\* Keyword: Workplace, Job, Pay

**Table 1547 Higher age as a decision factor for higher wage**

[Questionnaire] Suppose a person is doing a job pretty similar to other people in the same workplace. Do you agree that s/he should be paid higher than others if s/he... is older than others

[VAR] PAYATT5

RESPONSE	PUNCH	03-07	2008	2009	2010	2011	2012	2013	2014	2016	2018	2021	2023	TOTAL
Strongly agree	1	0.6	-	2.2	-	-	-	-	-	-	-	-	-	0.4
Agree	2	3.9	-	18.9	-	-	-	-	-	-	-	-	-	2.6
Neither agree nor disagree	3	6.5	-	35.8	-	-	-	-	-	-	-	-	-	4.8
Disagree	4	7.7	-	30.4	-	-	-	-	-	-	-	-	-	4.8
Strongly disagree	5	2.9	-	12.2	-	-	-	-	-	-	-	-	-	1.8
DK/NA	-8	0.5	-	0.4	-	-	-	-	-	-	-	-	-	0.2
IAP	-1	77.8	100.0	0.0	100.0	100.0	100.0	100.0	100.0	100.0	100.0	100.0	100.0	85.4
N		7276	1508	1599	1576	1535	1396	1294	1370	1051	1031	1205	1230	22071

\* SHOW CARD

\*\*\* Keyword: Workplace, Job, Pay



**Table 1548 Higher performance as a decision factor for higher wage**

[Questionnaire] Suppose a person is doing a job pretty similar to other people in the same workplace. Do you agree that s/he should be paid higher than others if s/he... shows higher performance than others

[VAR] PAYATT6

RESPONSE	PUNCH	03-06	2008	2009	2010	2011	2012	2013	2014	2016	2018	2021	2023	TOTAL
Strongly agree	1	11.0	-	47.7	-	-	-	-	-	-	-	-	-	7.1
Agree	2	9.5	-	47.2	-	-	-	-	-	-	-	-	-	6.5
Neither agree nor disagree	3	0.9	-	3.4	-	-	-	-	-	-	-	-	-	0.5
Disagree	4	0.2	-	1.0	-	-	-	-	-	-	-	-	-	0.1
Strongly disagree	5	0.2	-	0.5	-	-	-	-	-	-	-	-	-	0.1
DK/NA	-8	0.5	-	0.3	-	-	-	-	-	-	-	-	-	0.2
IAP	-1	77.8	100.0	0.0	100.0	100.0	100.0	100.0	100.0	100.0	100.0	100.0	100.0	85.4
N		7276	1508	1599	1576	1535	1396	1294	1370	1051	1031	1205	1230	22071

\* SHOW CARD

\*\*\* Keyword: Workplace, Job, Pay, Achievement

**Table 1549 Having more family members to support as a decision factor for higher wage**

[Questionnaire] Suppose a person is doing a job pretty similar to other people in the same workplace. Do you agree that s/he should be paid higher than others if s/he... has more family members to support for than others.

[VAR] PAYATT7

RESPONSE	PUNCH	03-07	2008	2009	2010	2011	2012	2013	2014	2016	2018	2021	2023	TOTAL
Strongly agree	1	11.6	-	54.4	-	-	-	-	-	-	-	-	-	7.8
Agree	2	8.9	-	41.5	-	-	-	-	-	-	-	-	-	5.9
Neither agree nor disagree	3	0.9	-	3.2	-	-	-	-	-	-	-	-	-	0.5
Disagree	4	0.2	-	0.4	-	-	-	-	-	-	-	-	-	0.1
Strongly disagree	5	0.1	-	0.1	-	-	-	-	-	-	-	-	-	0.0
DK/NA	-8	0.4	-	0.4	-	-	-	-	-	-	-	-	-	0.2
IAP	-1	77.9	100.0	0.0	100.0	100.0	100.0	100.0	100.0	100.0	100.0	100.0	100.0	85.5
N		7276	1508	1599	1576	1535	1396	1294	1370	1051	1031	1205	1230	22071

\* SHOW CARD

\*\*\* Keyword: Job, Pay, Work

**Table 1550 Having more family members to support as a decision factor for higher wage**

[Questionnaire] Suppose a person is doing a job pretty similar to other people in the same workplace. Do you agree that s/he should be paid higher than others if s/he... is able to work more competently than others

[VAR] PAYATT8

RESPONSE	PUNCH	03-07	2008	2009	2010	2011	2012	2013	2014	2016	2018	2021	2023	TOTAL
Strongly agree	1	-	-	7.1	-	-	-	-	-	-	-	-	-	0.5
Agree	2	-	-	34.0	-	-	-	-	-	-	-	-	-	2.5
Neither agree nor disagree	3	-	-	33.7	-	-	-	-	-	-	-	-	-	2.4
Disagree	4	-	-	18.6	-	-	-	-	-	-	-	-	-	1.4
Strongly disagree	5	-	-	6.0	-	-	-	-	-	-	-	-	-	0.4
DK/NA	-8	-	-	0.6	-	-	-	-	-	-	-	-	-	0.0
IAP	-1	100.0	100.0	0.0	100.0	100.0	100.0	100.0	100.0	100.0	100.0	100.0	100.0	92.8
N		7276	1508	1599	1576	1535	1396	1294	1370	1051	1031	1205	1230	22071

\* SHOW CARD

\*\*\* Keyword: Workplace, Job, Pay, Family Members, Support, Workplace

**Table 1551 Fairness on reward regarding R's contributions of intelligence**

[Questionnaire] How fair or unfair do you feel about the rewards you receive from the company when considering each of the followings?... Intelligence

[VAR] DISJUS1

RESPONSE	PUNCH	03-07	2008	2009	2010	2011	2012	2013	2014	2016	2018	2021	2023	TOTAL
Very much	1	0.5	-	2.8	-	-	-	-	3.1	-	-	-	-	0.6
Moderately	2	2.7	-	14.3	-	-	-	-	13.4	-	-	-	-	2.8
Somewhat	3	3.4	-	13.3	-	-	-	-	18.2	-	-	-	-	3.2
Little	4	0.9	-	5.5	-	-	-	-	5.3	-	-	-	-	1.0
Not at all	5	0.2	-	0.9	-	-	-	-	0.9	-	-	-	-	0.2
DK/NA	-8	0.2	-	1.9	-	-	-	-	0.1	-	-	-	-	0.2
IAP	-1	92.1	100.0	61.3	100.0	100.0	100.0	100.0	59.0	100.0	100.0	100.0	100.0	92.0
N		7276	1508	1599	1576	1535	1396	1294	1370	1051	1031	1205	1230	22071

\* SHOW CARD

\*\*\* Keyword: Workplace, Fair

**Table 1552 Fairness on reward regarding R's contributions of job skills**

[Questionnaire] How fair or unfair do you feel about the rewards you receive from the company when considering each of the followings?... Job skills

[VAR] DISJUS2

RESPONSE	PUNCH	03-07	2008	2009	2010	2011	2012	2013	2014	2016	2018	2021	2023	TOTAL
Very much	1	0.5	-	3.5	-	-	-	-	3.1	-	-	-	-	0.6
Moderately	2	2.8	-	14.4	-	-	-	-	15.1	-	-	-	-	2.9
Somewhat	3	3.3	-	11.2	-	-	-	-	15.1	-	-	-	-	2.8
Little	4	1.1	-	6.4	-	-	-	-	6.4	-	-	-	-	1.2
Not at all	5	0.1	-	1.2	-	-	-	-	1.1	-	-	-	-	0.2
DK/NA	-8	0.2	-	1.9	-	-	-	-	0.1	-	-	-	-	0.2
IAP	-1	92.1	100.0	61.3	100.0	100.0	100.0	100.0	59.0	100.0	100.0	100.0	100.0	92.1
N		7276	1508	1599	1576	1535	1396	1294	1370	1051	1031	1205	1230	22071

\* SHOW CARD

\*\*\* Keyword: Workplace, Fair, Job, Technology



**Table 1553 Fairness on reward regarding R's contributions of effort**

[Questionnaire] How fair or unfair do you feel about the rewards you receive from the company when considering each of the followings?... Effort

[VAR] DISJUS3

RESPONSE	PUNCH	03-07	2008	2009	2010	2011	2012	2013	2014	2016	2018	2021	2023	TOTAL
Very much	1	0.5	-	3.6	-	-	-	-	3.4	-	-	-	-	0.7
Moderately	2	2.5	-	13.3	-	-	-	-	13.6	-	-	-	-	2.6
Somewhat	3	2.9	-	10.8	-	-	-	-	14.5	-	-	-	-	2.6
Little	4	1.6	-	7.8	-	-	-	-	8.0	-	-	-	-	1.6
Not at all	5	0.2	-	1.4	-	-	-	-	1.5	-	-	-	-	0.3
DK/NA	-8	0.2	-	1.9	-	-	-	-	0.1	-	-	-	-	0.2
IAP	-1	92.1	100.0	61.3	100.0	100.0	100.0	100.0	59.0	100.0	100.0	100.0	100.0	92.0
N		7276	1508	1599	1576	1535	1396	1294	1370	1051	1031	1205	1230	22071

\* SHOW CARD

\*\*\* Keyword: Workplace, Fair

**Table 1554 Fairness on reward regarding R's educational attainment**

[Questionnaire] How fair or unfair do you feel about the rewards you receive from the company when considering each of the followings?... Educational attainment

[VAR] DISJUS4

RESPONSE	PUNCH	03-07	2008	2009	2010	2011	2012	2013	2014	2016	2018	2021	2023	TOTAL
Very much	1	0.5	-	2.5	-	-	-	-	3.4	-	-	-	-	0.5
Moderately	2	2.3	-	11.3	-	-	-	-	10.8	-	-	-	-	2.2
Somewhat	3	4.0	-	18.8	-	-	-	-	20.4	-	-	-	-	3.9
Little	4	0.7	-	3.6	-	-	-	-	5.1	-	-	-	-	0.8
Not at all	5	0.3	-	0.6	-	-	-	-	1.2	-	-	-	-	0.2
DK/NA	-8	0.2	-	2.0	-	-	-	-	0.1	-	-	-	-	0.2
IAP	-1	92.1	100.0	61.3	100.0	100.0	100.0	100.0	59.0	100.0	100.0	100.0	100.0	92.0
N		7276	1508	1599	1576	1535	1396	1294	1370	1051	1031	1205	1230	22071

\* SHOW CARD

\*\*\* Keyword: Workplace, Fair, Educational Attainment

**Table 1555 Fairness on reward regarding R's career**

[Questionnaire] How fair or unfair do you feel about the rewards you receive from the company when considering each of the followings?... Career

[VAR] DISJUS5

RESPONSE	PUNCH	03-07	2008	2009	2010	2011	2012	2013	2014	2016	2018	2021	2023	TOTAL
Very much	1	0.7	-	3.6	-	-	-	-	3.3	-	-	-	-	0.7
Moderately	2	2.5	-	13.0	-	-	-	-	12.4	-	-	-	-	2.5
Somewhat	3	3.0	-	11.9	-	-	-	-	16.9	-	-	-	-	2.9
Little	4	1.2	-	6.9	-	-	-	-	6.0	-	-	-	-	1.3
Not at all	5	0.3	-	1.4	-	-	-	-	2.3	-	-	-	-	0.3
DK/NA	-8	0.2	-	1.9	-	-	-	-	0.1	-	-	-	-	0.2
IAP	-1	92.1	100.0	61.3	100.0	100.0	100.0	100.0	59.0	100.0	100.0	100.0	100.0	92.0
N		7276	1508	1599	1576	1535	1396	1294	1370	1051	1031	1205	1230	22071

\* SHOW CARD

\*\*\* Keyword: Workplace, Fair

**Table 1556 Fairness on reward regarding R's contributions of performance**

[Questionnaire] How fair or unfair do you feel about the rewards you receive from the company when considering each of the followings?... Performance

[VAR] DISJUS6

RESPONSE	PUNCH	03-07	2008	2009	2010	2011	2012	2013	2014	2016	2018	2021	2023	TOTAL
Very much	1	0.6	-	3.8	-	-	-	-	-	-	-	-	-	0.5
Moderately	2	2.5	-	12.9	-	-	-	-	-	-	-	-	-	1.8
Somewhat	3	3.1	-	12.5	-	-	-	-	-	-	-	-	-	1.9
Little	4	1.1	-	6.3	-	-	-	-	-	-	-	-	-	0.8
Not at all	5	0.3	-	1.3	-	-	-	-	-	-	-	-	-	0.2
DK/NA	-8	0.2	-	2.1	-	-	-	-	-	-	-	-	-	0.2
IAP	-1	92.1	100.0	61.3	100.0	100.0	100.0	100.0	100.0	100.0	100.0	100.0	100.0	94.6
N		7276	1508	1599	1576	1535	1396	1294	1370	1051	1031	1205	1230	22071

\* SHOW CARD

\*\*\* Keyword: Workplace, Fair, Achievement

**Table 1557 Fairness on reward regarding R's responsibility**

[Questionnaire] How fair or unfair do you feel about the rewards you receive from the company when considering each of the followings?... Responsibility

[VAR] DISJUS7

RESPONSE	PUNCH	03-07	2008	2009	2010	2011	2012	2013	2014	2016	2018	2021	2023	TOTAL
Very much	1	0.8	-	4.3	-	-	-	-	-	-	-	-	-	0.6
Moderately	2	2.2	-	12.6	-	-	-	-	-	-	-	-	-	1.6
Somewhat	3	3.2	-	12.7	-	-	-	-	-	-	-	-	-	2.0
Little	4	1.4	-	5.8	-	-	-	-	-	-	-	-	-	0.9
Not at all	5	0.2	-	1.4	-	-	-	-	-	-	-	-	-	0.1
DK/NA	-8	0.2	-	2.0	-	-	-	-	-	-	-	-	-	0.2
IAP	-1	92.1	100.0	61.3	100.0	100.0	100.0	100.0	100.0	100.0	100.0	100.0	100.0	94.6
N		7276	1508	1599	1576	1535	1396	1294	1370	1051	1031	1205	1230	22071

\* SHOW CARD

\*\*\* Keyword: Workplace, Fair



**Table 1558 Fairness on reward regarding R's job stress**

[Questionnaire] How fair or unfair do you feel about the rewards you receive from the company when considering each of the followings?... Job stress

[VAR] DISJUS8

RESPONSE	PUNCH	03-07	2008	2009	2010	2011	2012	2013	2014	2016	2018	2021	2023	TOTAL
Very much	1	0.4	-	1.4	-	-	-	-	-	-	-	-	-	0.2
Moderately	2	1.3	-	7.7	-	-	-	-	-	-	-	-	-	1.0
Somewhat	3	3.3	-	16.4	-	-	-	-	-	-	-	-	-	2.3
Little	4	2.0	-	8.6	-	-	-	-	-	-	-	-	-	1.3
Not at all	5	0.7	-	2.6	-	-	-	-	-	-	-	-	-	0.4
DK/NA	-8	0.2	-	1.9	-	-	-	-	-	-	-	-	-	0.2
IAP	-1	92.1	100.0	61.3	100.0	100.0	100.0	100.0	100.0	100.0	100.0	100.0	100.0	94.6
N		7276	1508	1599	1576	1535	1396	1294	1370	1051	1031	1205	1230	22071

\* SHOW CARD

\*\*\* Keyword: Workplace, Fair, Stress

**Table 1559 Opinion on the decision on the personnel policy: My company listens to the opinions of most employees who are affected by the decisions**

[Questionnaire] To what extent do you agree or disagree that the decisions on personnel policy (e.g., pay and promotions) occur in the following ways in your company?... My company listens to the opinions of most employees who are affected by the decisions

[VAR] DCDMID1

RESPONSE	PUNCH	03-07	2008	2009	2010	2011	2012	2013	2014	2016	2018	2021	2023	TOTAL
Strongly agree	1	0.3	-	1.9	-	-	-	-	-	-	-	-	-	0.2
Agree	2	2.4	-	11.8	-	-	-	-	-	-	-	-	-	1.6
Neither agree nor disagree	3	2.5	-	9.6	-	-	-	-	-	-	-	-	-	1.5
Disagree	4	2.0	-	10.9	-	-	-	-	-	-	-	-	-	1.5
Strongly disagree	5	0.3	-	2.1	-	-	-	-	-	-	-	-	-	0.3
DK/NA	-8	0.3	-	2.6	-	-	-	-	-	-	-	-	-	0.3
IAP	-1	92.1	100.0	61.3	100.0	100.0	100.0	100.0	100.0	100.0	100.0	100.0	100.0	94.6
N		7276	1508	1599	1576	1535	1396	1294	1370	1051	1031	1205	1230	22071

\* SHOW CARD

\*\*\* Keyword: Workplace, Decision, Promotion

**Table 1560 Opinion on the decision on the personnel policy: My company collects enough information for quality decision**

[Questionnaire] To what extent do you agree or disagree that the decisions on personnel policy (e.g., pay and promotions) occur in the following ways in your company?... My company collects enough information for quality decision

[VAR] DCDMID2

RESPONSE	PUNCH	03-07	2008	2009	2010	2011	2012	2013	2014	2016	2018	2021	2023	TOTAL
Strongly agree	1	0.6	-	2.9	-	-	-	-	-	-	-	-	-	0.4
Agree	2	2.2	-	11.7	-	-	-	-	-	-	-	-	-	1.6
Neither agree nor disagree	3	2.7	-	12.1	-	-	-	-	-	-	-	-	-	1.8
Disagree	4	1.9	-	7.9	-	-	-	-	-	-	-	-	-	1.2
Strongly disagree	5	0.2	-	1.5	-	-	-	-	-	-	-	-	-	0.2
DK/NA	-8	0.3	-	2.6	-	-	-	-	-	-	-	-	-	0.3
IAP	-1	92.1	100.0	61.3	100.0	100.0	100.0	100.0	100.0	100.0	100.0	100.0	100.0	94.6
N		7276	1508	1599	1576	1535	1396	1294	1370	1051	1031	1205	1230	22071

\* SHOW CARD

\*\*\* Keyword: Workplace, Promotion, Decision, Information

**Table 1561 Opinion on the decision on the personnel policy: The decision making is influenced by social connections tied to schools, hometowns, and kinships**

[Questionnaire] To what extent do you agree or disagree that the decisions on personnel policy (e.g., pay and promotions) occur in the following ways in your company?... The decision making is influenced by social connections tied to schools, hometowns, and kinships

[VAR] DCDMID3

RESPONSE	PUNCH	03-07	2008	2009	2010	2011	2012	2013	2014	2016	2018	2021	2023	TOTAL
Strongly agree	1	0.7	-	3.5	-	-	-	-	5.4	-	-	-	-	0.8
Agree	2	2.9	-	14.4	-	-	-	-	15.8	-	-	-	-	3.0
Neither agree nor disagree	3	1.9	-	9.5	-	-	-	-	10.7	-	-	-	-	2.0
Disagree	4	1.5	-	6.9	-	-	-	-	6.2	-	-	-	-	1.4
Strongly disagree	5	0.7	-	1.8	-	-	-	-	2.8	-	-	-	-	0.5
DK/NA	-8	0.3	-	2.6	-	-	-	-	0.1	-	-	-	-	0.3
IAP	-1	92.1	100.0	61.3	100.0	100.0	100.0	100.0	58.9	100.0	100.0	100.0	100.0	92.0
N		7276	1508	1599	1576	1535	1396	1294	1370	1051	1031	1205	1230	22071

\* SHOW CARD

\*\*\* Keyword: Workplace, Decision, Promotion



**Table 1562 Opinion on the decision on the personnel policy: The decision making is affected by decision makers' prejudices and sentiments**

[Questionnaire] To what extent do you agree or disagree that the decisions on personnel policy (e.g., pay and promotions) occur in the following ways in your company?... The decision making is affected by decision makers' prejudices and sentiments.

[VAR] DCDMID4

RESPONSE	PUNCH	03-07	2008	2009	2010	2011	2012	2013	2014	2016	2018	2021	2023	TOTAL
Strongly agree	1	0.8	-	4.9	-	-	-	-	6.0	-	-	-	-	1.0
Agree	2	3.1	-	18.0	-	-	-	-	19.7	-	-	-	-	3.5
Neither agree nor disagree	3	2.0	-	7.1	-	-	-	-	8.8	-	-	-	-	1.7
Disagree	4	1.3	-	5.2	-	-	-	-	4.5	-	-	-	-	1.1
Strongly disagree	5	0.3	-	0.9	-	-	-	-	1.8	-	-	-	-	0.3
DK/NA	-8	0.3	-	2.6	-	-	-	-	0.1	-	-	-	-	0.3
IAP	-1	92.1	100.0	61.3	100.0	100.0	100.0	100.0	59.0	100.0	100.0	100.0	100.0	92.1
N		7276	1508	1599	1576	1535	1396	1294	1370	1051	1031	1205	1230	22071

\* SHOW CARD

\*\*\* Keyword: Workplace, Decision, Promotion, Emotion

**Table 1563 Opinion on the decision on the personnel policy: The rules and principles of decision making are not consistent**

[Questionnaire] To what extent do you agree or disagree that the decisions on personnel policy (e.g., pay and promotions) occur in the following ways in your company?... The rules and principles of decision making are not consistent.

[VAR] DCDMID5

RESPONSE	PUNCH	03-07	2008	2009	2010	2011	2012	2013	2014	2016	2018	2021	2023	TOTAL
Strongly agree	1	0.5	-	2.8	-	-	-	-	3.9	-	-	-	-	0.6
Agree	2	2.0	-	11.1	-	-	-	-	13.3	-	-	-	-	2.3
Neither agree nor disagree	3	2.4	-	11.5	-	-	-	-	13.6	-	-	-	-	2.5
Disagree	4	2.2	-	8.6	-	-	-	-	7.5	-	-	-	-	1.8
Strongly disagree	5	0.5	-	2.2	-	-	-	-	2.5	-	-	-	-	0.5
DK/NA	-8	0.3	-	2.6	-	-	-	-	0.1	-	-	-	-	0.3
IAP	-1	92.1	100.0	61.3	100.0	100.0	100.0	100.0	58.9	100.0	100.0	100.0	100.0	92.0
N		7276	1508	1599	1576	1535	1396	1294	1370	1051	1031	1205	1230	22071

\* SHOW CARD

\*\*\* Keyword: Workplace, Decision, Promotion

**Table 1564 Opinion on the decision on the personnel policy: The decision making is influenced by external power or private patrons' 'pulls' and 'politics'**

[Questionnaire] To what extent do you agree or disagree that the decisions on personnel policy (e.g., pay and promotions) occur in the following ways in your company?... The decision making is influenced by external power or private patrons' "pulls" and "politics."

[VAR] DCDMID6

RESPONSE	PUNCH	03-07	2008	2009	2010	2011	2012	2013	2014	2016	2018	2021	2023	TOTAL
Strongly agree	1	0.6	-	2.8	-	-	-	-	4.7	-	-	-	-	0.7
Agree	2	2.2	-	12.2	-	-	-	-	14.7	-	-	-	-	2.5
Neither agree nor disagree	3	1.7	-	8.9	-	-	-	-	11.1	-	-	-	-	1.9
Disagree	4	2.2	-	8.3	-	-	-	-	7.7	-	-	-	-	1.8
Strongly disagree	5	1.0	-	4.0	-	-	-	-	2.7	-	-	-	-	0.8
DK/NA	-8	0.2	-	2.6	-	-	-	-	0.1	-	-	-	-	0.3
IAP	-1	92.1	100.0	61.3	100.0	100.0	100.0	100.0	59.0	100.0	100.0	100.0	100.0	92.1
N		7276	1508	1599	1576	1535	1396	1294	1370	1051	1031	1205	1230	22071

\* SHOW CARD

\*\*\* Keyword: Workplace, Decision, Promotion, External Power

**Table 1565 Opinion on the decision on the personnel policy: Levels of educational attainment are taken into consideration**

[Questionnaire] To what extent do you agree or disagree that the decisions on personnel policy (e.g., pay and promotions) occur in the following ways in your company?... Levels of educational attainment are taken into consideration.

[VAR] DCDMID7

RESPONSE	PUNCH	03-07	2008	2009	2010	2011	2012	2013	2014	2016	2018	2021	2023	TOTAL
Strongly agree	1	0.4	-	1.9	-	-	-	-	-	-	-	-	-	0.3
Agree	2	1.9	-	12.1	-	-	-	-	-	-	-	-	-	1.5
Neither agree nor disagree	3	1.8	-	10.2	-	-	-	-	-	-	-	-	-	1.3
Disagree	4	2.5	-	8.4	-	-	-	-	-	-	-	-	-	1.4
Strongly disagree	5	1.0	-	3.4	-	-	-	-	-	-	-	-	-	0.6
DK/NA	-8	0.2	-	2.7	-	-	-	-	-	-	-	-	-	0.3
IAP	-1	92.1	100.0	61.3	100.0	100.0	100.0	100.0	100.0	100.0	100.0	100.0	100.0	94.6
N		7276	1508	1599	1576	1535	1396	1294	1370	1051	1031	1205	1230	22071

\* SHOW CARD

\*\*\* Keyword: Workplace, Decision, Promotion, Educational Attainment



**Table 1566 Opinion on the decision on the personnel policy: Levels of efforts, performance, ability, or skills are taken into consideration**

[Questionnaire] To what extent do you agree or disagree that the decisions on personnel policy (e.g., pay and promotions) occur in the following ways in your company?... Levels of efforts, performance, ability, or skills are taken into consideration.

[VAR] DCDMID8

RESPONSE	PUNCH	03-07	2008	2009	2010	2011	2012	2013	2014	2016	2018	2021	2023	TOTAL
Strongly agree	1	0.9	-	5.2	-	-	-	-	-	-	-	-	-	0.7
Agree	2	3.8	-	18.9	-	-	-	-	-	-	-	-	-	2.6
Neither agree nor disagree	3	2.1	-	7.9	-	-	-	-	-	-	-	-	-	1.3
Disagree	4	0.8	-	3.3	-	-	-	-	-	-	-	-	-	0.5
Strongly disagree	5	0.2	-	0.8	-	-	-	-	-	-	-	-	-	0.1
DK/NA	-8	0.2	-	2.6	-	-	-	-	-	-	-	-	-	0.3
IAP	-1	92.1	100.0	61.3	100.0	100.0	100.0	100.0	100.0	100.0	100.0	100.0	100.0	94.6
N		7276	1508	1599	1576	1535	1396	1294	1370	1051	1031	1205	1230	22071

\* SHOW CARD

\*\*\* Keyword: Workplace, Decision, Technology, Promotion

**Table 1567 Opinion on the decision on the personnel policy: Gender discrimination occurs in the decision making**

[Questionnaire] To what extent do you agree or disagree that the decisions on personnel policy (e.g., pay and promotions) occur in the following ways in your company?... Gender discrimination occurs in the decision making.

[VAR] DCDMID9

RESPONSE	PUNCH	03-07	2008	2009	2010	2011	2012	2013	2014	2016	2018	2021	2023	TOTAL
Strongly agree	1	0.3	-	1.4	-	-	-	-	-	-	-	-	-	0.2
Agree	2	1.7	-	8.6	-	-	-	-	-	-	-	-	-	1.2
Neither agree nor disagree	3	1.9	-	10.6	-	-	-	-	-	-	-	-	-	1.4
Disagree	4	2.3	-	9.6	-	-	-	-	-	-	-	-	-	1.4
Strongly disagree	5	1.4	-	5.8	-	-	-	-	-	-	-	-	-	0.9
DK/NA	-8	0.3	-	2.6	-	-	-	-	-	-	-	-	-	0.3
IAP	-1	92.1	100.0	61.3	100.0	100.0	100.0	100.0	100.0	100.0	100.0	100.0	100.0	94.6
N		7276	1508	1599	1576	1535	1396	1294	1370	1051	1031	1205	1230	22071

\* SHOW CARD

\*\*\* Keyword: Workplace, Decision, Promotion, Discrimination

**Table 1568 Opinion on the decision on the personnel policy: The decision making does not reflect the opinions of people who would be affected by the decision**

[Questionnaire] To what extent do you agree or disagree that the decisions on personnel policy (e.g., pay and promotions) occur in the following ways in your company?... The decision making does not reflect the opinions of people who would be affected by the decision

[VAR] DCDMID11

RESPONSE	PUNCH	03-07	2008	2009	2010	2011	2012	2013	2014	2016	2018	2021	2023	TOTAL
Strongly agree	1	-	-	-	-	-	-	-	3.7	-	-	-	-	0.2
Agree	2	-	-	-	-	-	-	-	11.8	-	-	-	-	0.7
Neither agree nor disagree	3	-	-	-	-	-	-	-	17.7	-	-	-	-	1.1
Disagree	4	-	-	-	-	-	-	-	6.6	-	-	-	-	0.4
Strongly disagree	5	-	-	-	-	-	-	-	1.1	-	-	-	-	0.1
DK/NA	-8	-	-	-	-	-	-	-	0.1	-	-	-	-	0.0
IAP	-1	100.0	100.0	100.0	100.0	100.0	100.0	100.0	59.0	100.0	100.0	100.0	100.0	97.5
N		7276	1508	1599	1576	1535	1396	1294	1370	1051	1031	1205	1230	22071

\* SHOW CARD

\*\*\* Keyword: Wage

**Table 1569 Opinion on the decision on the personnel policy: The decision is made without sufficiently gathering the necessary information**

[Questionnaire] To what extent do you agree or disagree that the decisions on personnel policy (e.g., pay and promotions) occur in the following ways in your company?... The decision is made without sufficiently gathering the necessary information.

[VAR] DCDMID21

RESPONSE	PUNCH	03-07	2008	2009	2010	2011	2012	2013	2014	2016	2018	2021	2023	TOTAL
Strongly agree	1	-	-	-	-	-	-	-	3.0	-	-	-	-	0.2
Agree	2	-	-	-	-	-	-	-	11.1	-	-	-	-	0.7
Neither agree nor disagree	3	-	-	-	-	-	-	-	16.1	-	-	-	-	1.0
Disagree	4	-	-	-	-	-	-	-	8.8	-	-	-	-	0.5
Strongly disagree	5	-	-	-	-	-	-	-	2.0	-	-	-	-	0.1
DK/NA	-8	-	-	-	-	-	-	-	0.1	-	-	-	-	0.0
IAP	-1	100.0	100.0	100.0	100.0	100.0	100.0	100.0	59.0	100.0	100.0	100.0	100.0	97.5
N		7276	1508	1599	1576	1535	1396	1294	1370	1051	1031	1205	1230	22071

\* SHOW CARD

\*\*\* Keyword: Wage



**Table 1570 What happens after the decision on the personnel policy: informs employees the decisions**

[Questionnaire] To what extent do you agree or disagree that your company does each of the following things after some important decisions have been made on personnel policies?... My company informs employees of the decisions

[VAR] DCDAFT1

RESPONSE	PUNCH	03-07	2008	2009	2010	2011	2012	2013	2014	2016	2018	2021	2023	TOTAL
Strongly agree	1	1.8	-	8.8	-	-	-	-	7.8	-	-	-	-	1.7
Agree	2	3.3	-	15.7	-	-	-	-	16.9	-	-	-	-	3.3
Neither agree nor disagree	3	1.6	-	7.4	-	-	-	-	10.1	-	-	-	-	1.7
Disagree	4	0.8	-	3.3	-	-	-	-	4.6	-	-	-	-	0.8
Strongly disagree	5	0.2	-	1.1	-	-	-	-	1.5	-	-	-	-	0.2
DK/NA	-8	0.2	-	2.6	-	-	-	-	0.1	-	-	-	-	0.3
IAP	-1	92.1	100.0	61.3	100.0	100.0	100.0	100.0	59.0	100.0	100.0	100.0	100.0	92.0
N		7276	1508	1599	1576	1535	1396	1294	1370	1051	1031	1205	1230	22071

\* SHOW CARD

\*\*\* Keyword: Workplace, Decision

**Table 1571 What happens after the decision on the personnel policy: informs employees how the decisions were made**

[Questionnaire] To what extent do you agree or disagree that your company does each of the following things after some important decisions have been made on personnel policies?... My company informs employees how the decisions were made

[VAR] DCDAFT2

RESPONSE	PUNCH	03-07	2008	2009	2010	2011	2012	2013	2014	2016	2018	2021	2023	TOTAL
Strongly agree	1	0.6	-	4.4	-	-	-	-	4.7	-	-	-	-	0.8
Agree	2	1.7	-	11.1	-	-	-	-	10.6	-	-	-	-	2.0
Neither agree nor disagree	3	2.1	-	9.3	-	-	-	-	12.8	-	-	-	-	2.2
Disagree	4	2.3	-	8.0	-	-	-	-	10.5	-	-	-	-	2.0
Strongly disagree	5	0.9	-	3.4	-	-	-	-	2.3	-	-	-	-	0.7
DK/NA	-8	0.2	-	2.6	-	-	-	-	0.1	-	-	-	-	0.3
IAP	-1	92.1	100.0	61.3	100.0	100.0	100.0	100.0	59.0	100.0	100.0	100.0	100.0	92.0
N		7276	1508	1599	1576	1535	1396	1294	1370	1051	1031	1205	1230	22071

\* SHOW CARD

\*\*\* Keyword: Workplace, Decision

**Table 1572 What happens after the decision on the personnel policy: explains potential consequences**

[Questionnaire] To what extent do you agree or disagree that your company does each of the following things after some important decisions have been made on personnel policies?... My company explains potential consequences of the decisions on employees

[VAR] DCDAFT3

RESPONSE	PUNCH	03-07	2008	2009	2010	2011	2012	2013	2014	2016	2018	2021	2023	TOTAL
Strongly agree	1	0.4	-	4.0	-	-	-	-	4.5	-	-	-	-	0.7
Agree	2	1.6	-	10.6	-	-	-	-	9.2	-	-	-	-	1.9
Neither agree nor disagree	3	2.2	-	9.9	-	-	-	-	13.6	-	-	-	-	2.3
Disagree	4	2.5	-	8.8	-	-	-	-	10.9	-	-	-	-	2.1
Strongly disagree	5	0.9	-	2.9	-	-	-	-	2.8	-	-	-	-	0.7
DK/NA	-8	0.3	-	2.6	-	-	-	-	0.1	-	-	-	-	0.3
IAP	-1	92.1	100.0	61.3	100.0	100.0	100.0	100.0	59.0	100.0	100.0	100.0	100.0	92.1
N		7276	1508	1599	1576	1535	1396	1294	1370	1051	1031	1205	1230	22071

\* SHOW CARD

\*\*\* Keyword: Workplace, Decision

**Table 1573 What happens after the decision on the personnel policy: takes complementary measures**

[Questionnaire] To what extent do you agree or disagree that your company does each of the following things after some important decisions have been made on personnel policies?... My company takes complementary measures for those employees who would be disadvantaged by the decisions

[VAR] DCDAFT4

RESPONSE	PUNCH	03-07	2008	2009	2010	2011	2012	2013	2014	2016	2018	2021	2023	TOTAL
Strongly agree	1	0.3	-	3.5	-	-	-	-	4.0	-	-	-	-	0.6
Agree	2	1.4	-	9.3	-	-	-	-	6.2	-	-	-	-	1.5
Neither agree nor disagree	3	2.1	-	10.0	-	-	-	-	13.3	-	-	-	-	2.2
Disagree	4	2.8	-	8.6	-	-	-	-	12.6	-	-	-	-	2.3
Strongly disagree	5	1.0	-	4.7	-	-	-	-	4.8	-	-	-	-	1.0
DK/NA	-8	0.3	-	2.6	-	-	-	-	0.1	-	-	-	-	0.3
IAP	-1	92.1	100.0	61.3	100.0	100.0	100.0	100.0	58.9	100.0	100.0	100.0	100.0	92.0
N		7276	1508	1599	1576	1535	1396	1294	1370	1051	1031	1205	1230	22071

\* SHOW CARD

\*\*\* Keyword: Workplace, Decision

**Table 1574 Fairness of the personnel policy: payment**

[Questionnaire] How fair or unfair is your company's personnel policy regarding each of the followings?... Payment

[VAR] PERMGNT1

RESPONSE	PUNCH	03-07	2008	2009	2010	2011	2012	2013	2014	2016	2018	2021	2023	TOTAL
Very unfair	1	-	-	1.2	-	-	-	-	-	-	-	-	-	0.1
Somewhat unfair	2	-	-	8.6	-	-	-	-	-	-	-	-	-	0.6
Neither fair nor unfair	3	-	-	15.2	-	-	-	-	-	-	-	-	-	1.1
Somewhat fair	4	-	-	9.3	-	-	-	-	-	-	-	-	-	0.7
Very fair	5	-	-	1.8	-	-	-	-	-	-	-	-	-	0.1
DK/NA	-8	-	-	2.7	-	-	-	-	-	-	-	-	-	0.2
IAP	-1	100.0	100.0	61.3	100.0	100.0	100.0	100.0	100.0	100.0	100.0	100.0	100.0	97.2
N		7276	1508	1599	1576	1535	1396	1294	1370	1051	1031	1205	1230	22071

\* SHOW CARD

\*\*\* Keyword: Workplace, Pay, Fair



**Table 1575 Fairness of the personnel policy: promotion or advancement**

[Questionnaire] How fair or unfair is your company's personnel policy regarding each of the followings?... Promotion or advancement

[VAR] PERMGNT2

RESPONSE	PUNCH	03-07	2008	2009	2010	2011	2012	2013	2014	2016	2018	2021	2023	TOTAL
Very unfair	1	-	-	1.1	-	-	-	-	-	-	-	-	-	0.1
Somewhat unfair	2	-	-	7.9	-	-	-	-	-	-	-	-	-	0.6
Neither fair nor unfair	3	-	-	16.3	-	-	-	-	-	-	-	-	-	1.2
Somewhat fair	4	-	-	8.9	-	-	-	-	-	-	-	-	-	0.6
Very fair	5	-	-	1.5	-	-	-	-	-	-	-	-	-	0.1
DK/NA	-8	-	-	2.9	-	-	-	-	-	-	-	-	-	0.2
IAP	-1	100.0	100.0	61.3	100.0	100.0	100.0	100.0	100.0	100.0	100.0	100.0	100.0	97.2
N		7276	1508	1599	1576	1535	1396	1294	1370	1051	1031	1205	1230	22071

\* SHOW CARD

\*\*\* Keyword: Workplace, Promotion, Fair

**Table 1576 Fairness of the personnel policy: transfer to other departments**

[Questionnaire] How fair or unfair is your company's personnel policy regarding each of the followings?... Transfer to other departments

[VAR] PERMGNT3

RESPONSE	PUNCH	03-07	2008	2009	2010	2011	2012	2013	2014	2016	2018	2021	2023	TOTAL
Very unfair	1	-	-	0.8	-	-	-	-	-	-	-	-	-	0.1
Somewhat unfair	2	-	-	7.4	-	-	-	-	-	-	-	-	-	0.5
Neither fair nor unfair	3	-	-	18.9	-	-	-	-	-	-	-	-	-	1.4
Somewhat fair	4	-	-	7.9	-	-	-	-	-	-	-	-	-	0.6
Very fair	5	-	-	0.8	-	-	-	-	-	-	-	-	-	0.1
DK/NA	-8	-	-	3.1	-	-	-	-	-	-	-	-	-	0.2
IAP	-1	100.0	100.0	61.3	100.0	100.0	100.0	100.0	100.0	100.0	100.0	100.0	100.0	97.2
N		7276	1508	1599	1576	1535	1396	1294	1370	1051	1031	1205	1230	22071

\* SHOW CARD

\*\*\* Keyword: Workplace, Fair

**Table 1577 Fairness of the personnel policy: performance evaluation**

[Questionnaire] How fair or unfair is your company's personnel policy regarding each of the followings?... Performance evaluation

[VAR] PERMGNT4

RESPONSE	PUNCH	03-07	2008	2009	2010	2011	2012	2013	2014	2016	2018	2021	2023	TOTAL
Very unfair	1	-	-	0.7	-	-	-	-	-	-	-	-	-	0.0
Somewhat unfair	2	-	-	7.1	-	-	-	-	-	-	-	-	-	0.5
Neither fair nor unfair	3	-	-	18.3	-	-	-	-	-	-	-	-	-	1.3
Somewhat fair	4	-	-	8.8	-	-	-	-	-	-	-	-	-	0.6
Very fair	5	-	-	0.8	-	-	-	-	-	-	-	-	-	0.1
DK/NA	-8	-	-	3.1	-	-	-	-	-	-	-	-	-	0.2
IAP	-1	100.0	100.0	61.3	100.0	100.0	100.0	100.0	100.0	100.0	100.0	100.0	100.0	97.2
N		7276	1508	1599	1576	1535	1396	1294	1370	1051	1031	1205	1230	22071

\* SHOW CARD

\*\*\* Keyword: Workplace, Fair

**Table 1578 Fairness of the personnel policy: job sharing**

[Questionnaire] How fair or unfair is your company's personnel policy regarding each of the followings?... Job sharing

[VAR] PERMGNT5

RESPONSE	PUNCH	03-07	2008	2009	2010	2011	2012	2013	2014	2016	2018	2021	2023	TOTAL
Very unfair	1	-	-	1.2	-	-	-	-	-	-	-	-	-	0.1
Somewhat unfair	2	-	-	7.6	-	-	-	-	-	-	-	-	-	0.5
Neither fair nor unfair	3	-	-	15.8	-	-	-	-	-	-	-	-	-	1.1
Somewhat fair	4	-	-	10.3	-	-	-	-	-	-	-	-	-	0.7
Very fair	5	-	-	1.3	-	-	-	-	-	-	-	-	-	0.1
DK/NA	-8	-	-	2.7	-	-	-	-	-	-	-	-	-	0.2
IAP	-1	100.0	100.0	61.3	100.0	100.0	100.0	100.0	100.0	100.0	100.0	100.0	100.0	97.2
N		7276	1508	1599	1576	1535	1396	1294	1370	1051	1031	1205	1230	22071

\* SHOW CARD

\*\*\* Keyword: Workplace, Fair, Work

**Table 1579 Fairness of the personnel policy: personnel rules and regulations**

[Questionnaire] How fair or unfair is your company's personnel policy regarding each of the followings?... Personnel rules and regulations

[VAR] PERMGNT6

RESPONSE	PUNCH	03-07	2008	2009	2010	2011	2012	2013	2014	2016	2018	2021	2023	TOTAL
Very unfair	1	-	-	0.6	-	-	-	-	-	-	-	-	-	0.0
Somewhat unfair	2	-	-	5.4	-	-	-	-	-	-	-	-	-	0.4
Neither fair nor unfair	3	-	-	20.2	-	-	-	-	-	-	-	-	-	1.5
Somewhat fair	4	-	-	8.9	-	-	-	-	-	-	-	-	-	0.6
Very fair	5	-	-	0.9	-	-	-	-	-	-	-	-	-	0.1
DK/NA	-8	-	-	2.8	-	-	-	-	-	-	-	-	-	0.2
IAP	-1	100.0	100.0	61.3	100.0	100.0	100.0	100.0	100.0	100.0	100.0	100.0	100.0	97.2
N		7276	1508	1599	1576	1535	1396	1294	1370	1051	1031	1205	1230	22071

\* SHOW CARD

\*\*\* Keyword: Workplace, Fair



**Table 1580 Fairness of the personnel policy: education and training opportunities**

[Questionnaire] How fair or unfair is your company's personnel policy regarding each of the followings?... Education and training opportunities

[VAR] PERMGNT7

RESPONSE	PUNCH	03-07	2008	2009	2010	2011	2012	2013	2014	2016	2018	2021	2023	TOTAL
Very unfair	1	-	-	0.9	-	-	-	-	-	-	-	-	-	0.1
Somewhat unfair	2	-	-	4.9	-	-	-	-	-	-	-	-	-	0.4
Neither fair nor unfair	3	-	-	16.9	-	-	-	-	-	-	-	-	-	1.2
Somewhat fair	4	-	-	10.5	-	-	-	-	-	-	-	-	-	0.8
Very fair	5	-	-	2.9	-	-	-	-	-	-	-	-	-	0.2
DK/NA	-8	-	-	2.7	-	-	-	-	-	-	-	-	-	0.2
IAP	-1	100.0	100.0	61.3	100.0	100.0	100.0	100.0	100.0	100.0	100.0	100.0	100.0	97.2
N		7276	1508	1599	1576	1535	1396	1294	1370	1051	1031	1205	1230	22071

\* SHOW CARD

\*\*\* Keyword: Workplace, Fair, Training

**Table 1581 Company's responsibility to guarantee job security**

[Questionnaire] How responsible, do you think, is a company to provide each of the following things for the employees?...

To guarantee job security

[VAR] ORGDUTY1

RESPONSE	PUNCH	03-07	2008	2009	2010	2011	2012	2013	2014	2016	2018	2021	2023	TOTAL
Highly responsible	1	10.4	-	-	-	-	-	-	-	-	-	-	-	3.4
Fairly responsible	2	8.5	-	-	-	-	-	-	-	-	-	-	-	2.8
Somewhat responsible	3	2.3	-	-	-	-	-	-	-	-	-	-	-	0.7
Not responsible	4	0.3	-	-	-	-	-	-	-	-	-	-	-	0.1
Not responsible at all	5	0.1	-	-	-	-	-	-	-	-	-	-	-	0.0
DK/NA	-8	0.7	-	-	-	-	-	-	-	-	-	-	-	0.2
IAP	-1	77.8	100.0	100.0	100.0	100.0	100.0	100.0	100.0	100.0	100.0	100.0	100.0	92.7
N		7276	1508	1599	1576	1535	1396	1294	1370	1051	1031	1205	1230	22071

\* SHOW CARD

\*\*\* Keyword: Employment

**Table 1582 Company's responsibility of listening to voices**

[Questionnaire] How responsible, do you think, is a company to provide each of the following things for the employees?...

Listening to voices

[VAR] ORGDUTY2

RESPONSE	PUNCH	03-07	2008	2009	2010	2011	2012	2013	2014	2016	2018	2021	2023	TOTAL
Highly responsible	1	6.8	-	-	-	-	-	-	-	-	-	-	-	2.2
Fairly responsible	2	11.0	-	-	-	-	-	-	-	-	-	-	-	3.6
Somewhat responsible	3	3.3	-	-	-	-	-	-	-	-	-	-	-	1.1
Not responsible	4	0.2	-	-	-	-	-	-	-	-	-	-	-	0.1
Not responsible at all	5	0.0	-	-	-	-	-	-	-	-	-	-	-	0.0
DK/NA	-8	0.8	-	-	-	-	-	-	-	-	-	-	-	0.3
IAP	-1	77.8	100.0	100.0	100.0	100.0	100.0	100.0	100.0	100.0	100.0	100.0	100.0	92.7
N		7276	1508	1599	1576	1535	1396	1294	1370	1051	1031	1205	1230	22071

\* SHOW CARD

**Table 1583 Company's responsibility to support career development**

[Questionnaire] How responsible, do you think, is a company to provide each of the following things for the employees?...

To support career development

[VAR] ORGDUTY3

RESPONSE	PUNCH	03-07	2008	2009	2010	2011	2012	2013	2014	2016	2018	2021	2023	TOTAL
Highly responsible	1	6.5	-	-	-	-	-	-	-	-	-	-	-	2.1
Fairly responsible	2	10.3	-	-	-	-	-	-	-	-	-	-	-	3.4
Somewhat responsible	3	4.1	-	-	-	-	-	-	-	-	-	-	-	1.4
Not responsible	4	0.3	-	-	-	-	-	-	-	-	-	-	-	0.1
Not responsible at all	5	0.1	-	-	-	-	-	-	-	-	-	-	-	0.0
DK/NA	-8	1.0	-	-	-	-	-	-	-	-	-	-	-	0.3
IAP	-1	77.8	100.0	100.0	100.0	100.0	100.0	100.0	100.0	100.0	100.0	100.0	100.0	92.7
N		7276	1508	1599	1576	1535	1396	1294	1370	1051	1031	1205	1230	22071

\* SHOW CARD

**Table 1584 Company's responsibility to provide competitive fringe benefits and incentives**

[Questionnaire] How responsible, do you think, is a company to provide each of the following things for the employees?...

To provide competitive fringe benefits and incentives

[VAR] ORGDUTY4

RESPONSE	PUNCH	03-07	2008	2009	2010	2011	2012	2013	2014	2016	2018	2021	2023	TOTAL
Highly responsible	1	6.5	-	-	-	-	-	-	-	-	-	-	-	2.1
Fairly responsible	2	10.7	-	-	-	-	-	-	-	-	-	-	-	3.5
Somewhat responsible	3	3.8	-	-	-	-	-	-	-	-	-	-	-	1.3
Not responsible	4	0.3	-	-	-	-	-	-	-	-	-	-	-	0.1
Not responsible at all	5	0.0	-	-	-	-	-	-	-	-	-	-	-	0.0
DK/NA	-8	0.8	-	-	-	-	-	-	-	-	-	-	-	0.3
IAP	-1	77.8	100.0	100.0	100.0	100.0	100.0	100.0	100.0	100.0	100.0	100.0	100.0	92.7
N		7276	1508	1599	1576	1535	1396	1294	1370	1051	1031	1205	1230	22071

\* SHOW CARD

\*\*\* Keyword: Bonus, Fringe Benefits



**Table 1585 Company's responsibility to treats employees in family-like environment**

[Questionnaire] How responsible, do you think, is a company to provide each of the following things for the employees?...

To treats employees in family-like environment

[VAR] ORGDUTY5

RESPONSE	PUNCH	03-07	2008	2009	2010	2011	2012	2013	2014	2016	2018	2021	2023	TOTAL
Highly responsible	1	6.3	-	-	-	-	-	-	-	-	-	-	-	2.1
Fairly responsible	2	8.9	-	-	-	-	-	-	-	-	-	-	-	2.9
Somewhat responsible	3	5.6	-	-	-	-	-	-	-	-	-	-	-	1.9
Not responsible	4	0.6	-	-	-	-	-	-	-	-	-	-	-	0.2
Not responsible at all	5	0.1	-	-	-	-	-	-	-	-	-	-	-	0.0
DK/NA	-8	0.6	-	-	-	-	-	-	-	-	-	-	-	0.2
IAP	-1	77.8	100.0	100.0	100.0	100.0	100.0	100.0	100.0	100.0	100.0	100.0	100.0	92.7
N		7276	1508	1599	1576	1535	1396	1294	1370	1051	1031	1205	1230	22071

\* SHOW CARD

\*\*\* Keyword: Family Member

**Table 1586 Company's responsibility to share gains**

[Questionnaire] How responsible, do you think, is a company to provide each of the following things for the employees?...

To share gains

[VAR] ORGDUTY6

RESPONSE	PUNCH	03-07	2008	2009	2010	2011	2012	2013	2014	2016	2018	2021	2023	TOTAL
Highly responsible	1	5.0	-	-	-	-	-	-	-	-	-	-	-	1.6
Fairly responsible	2	8.6	-	-	-	-	-	-	-	-	-	-	-	2.8
Somewhat responsible	3	6.0	-	-	-	-	-	-	-	-	-	-	-	2.0
Not responsible	4	1.3	-	-	-	-	-	-	-	-	-	-	-	0.4
Not responsible at all	5	0.2	-	-	-	-	-	-	-	-	-	-	-	0.1
DK/NA	-8	1.0	-	-	-	-	-	-	-	-	-	-	-	0.3
IAP	-1	77.8	100.0	100.0	100.0	100.0	100.0	100.0	100.0	100.0	100.0	100.0	100.0	92.7
N		7276	1508	1599	1576	1535	1396	1294	1370	1051	1031	1205	1230	22071

\* SHOW CARD

**Table 1587 Company's responsibility to implement family-friendly policies**

[Questionnaire] How responsible, do you think, is a company to provide each of the following things for the employees?...

To implement family-friendly policies

[VAR] ORGDUTY7

RESPONSE	PUNCH	03-07	2008	2009	2010	2011	2012	2013	2014	2016	2018	2021	2023	TOTAL
Highly responsible	1	6.4	-	-	-	-	-	-	-	-	-	-	-	2.1
Fairly responsible	2	8.3	-	-	-	-	-	-	-	-	-	-	-	2.8
Somewhat responsible	3	5.1	-	-	-	-	-	-	-	-	-	-	-	1.7
Not responsible	4	1.2	-	-	-	-	-	-	-	-	-	-	-	0.4
Not responsible at all	5	0.3	-	-	-	-	-	-	-	-	-	-	-	0.1
DK/NA	-8	0.9	-	-	-	-	-	-	-	-	-	-	-	0.3
IAP	-1	77.8	100.0	100.0	100.0	100.0	100.0	100.0	100.0	100.0	100.0	100.0	100.0	92.7
N		7276	1508	1599	1576	1535	1396	1294	1370	1051	1031	1205	1230	22071

\* SHOW CARD

\*\*\* Keyword: Workplace, Facilities, Family Members

**Table 1588 Assessment on the company's obligation implement: guaranteeing job security**

[Questionnaire] How well does your company implement each of the following obligations?... To guarantee job security

[VAR] ORGFULF1

RESPONSE	PUNCH	03-07	2008	2009	2010	2011	2012	2013	2014	2016	2018	2021	2023	TOTAL
Very well	1	1.0	-	4.6	-	-	-	-	-	-	-	-	-	0.7
Fairly well	2	2.7	-	12.6	-	-	-	-	-	-	-	-	-	1.8
Somewhat well	3	2.6	-	13.6	-	-	-	-	-	-	-	-	-	1.8
Not so well	4	1.2	-	4.3	-	-	-	-	-	-	-	-	-	0.7
Not well at all	5	0.2	-	1.4	-	-	-	-	-	-	-	-	-	0.2
DK/NA	-8	0.2	-	2.2	-	-	-	-	-	-	-	-	-	0.2
IAP	-1	92.1	100.0	61.3	100.0	100.0	100.0	100.0	100.0	100.0	100.0	100.0	100.0	94.6
N		7276	1508	1599	1576	1535	1396	1294	1370	1051	1031	1205	1230	22071

\* SHOW CARD

\*\*\* Keyword: Workplace, Employment

**Table 1589 Assessment on the company's obligation implement: listening to employees' opinions**

[Questionnaire] How well does your company implement each of the following obligations?... To listen to employees'

opinions

[VAR] ORGFULF2

RESPONSE	PUNCH	03-07	2008	2009	2010	2011	2012	2013	2014	2016	2018	2021	2023	TOTAL
Very well	1	0.3	-	1.8	-	-	-	-	-	-	-	-	-	0.2
Fairly well	2	2.0	-	10.5	-	-	-	-	-	-	-	-	-	1.4
Somewhat well	3	3.6	-	16.0	-	-	-	-	-	-	-	-	-	2.3
Not so well	4	1.5	-	7.0	-	-	-	-	-	-	-	-	-	1.0
Not well at all	5	0.4	-	1.1	-	-	-	-	-	-	-	-	-	0.2
DK/NA	-8	0.2	-	2.3	-	-	-	-	-	-	-	-	-	0.2
IAP	-1	92.1	100.0	61.3	100.0	100.0	100.0	100.0	100.0	100.0	100.0	100.0	100.0	94.6
N		7276	1508	1599	1576	1535	1396	1294	1370	1051	1031	1205	1230	22071

\* SHOW CARD

\*\*\* Keyword: Workplace



**Table 1590 Assessment on the company's obligation implement: supporting career development**

[Questionnaire] How well does your company implement each of the following obligations?... To provide support for employees' career development

[VAR] ORGFULF3

RESPONSE	PUNCH	03-07	2008	2009	2010	2011	2012	2013	2014	2016	2018	2021	2023	TOTAL
Very well	1	0.4	-	0.9	-	-	-	-	-	-	-	-	-	0.2
Fairly well	2	1.6	-	9.1	-	-	-	-	-	-	-	-	-	1.2
Somewhat well	3	2.8	-	13.6	-	-	-	-	-	-	-	-	-	1.9
Not so well	4	2.4	-	9.7	-	-	-	-	-	-	-	-	-	1.5
Not well at all	5	0.5	-	3.2	-	-	-	-	-	-	-	-	-	0.4
DK/NA	-8	0.2	-	2.2	-	-	-	-	-	-	-	-	-	0.2
IAP	-1	92.1	100.0	61.3	100.0	100.0	100.0	100.0	100.0	100.0	100.0	100.0	100.0	94.6
N		7276	1508	1599	1576	1535	1396	1294	1370	1051	1031	1205	1230	22071

\* SHOW CARD

\*\*\* Keyword: Workplace

**Table 1591 Assessment on the company's obligation implement: providing competitive fringe benefits and incentives**

[Questionnaire] How well does your company implement each of the following obligations?... To provide competitive fringe benefits and incentives

[VAR] ORGFULF4

RESPONSE	PUNCH	03-07	2008	2009	2010	2011	2012	2013	2014	2016	2018	2021	2023	TOTAL
Very well	1	0.4	-	1.1	-	-	-	-	-	-	-	-	-	0.2
Fairly well	2	1.9	-	9.4	-	-	-	-	-	-	-	-	-	1.3
Somewhat well	3	2.8	-	15.1	-	-	-	-	-	-	-	-	-	2.0
Not so well	4	1.8	-	7.1	-	-	-	-	-	-	-	-	-	1.1
Not well at all	5	0.7	-	3.8	-	-	-	-	-	-	-	-	-	0.5
DK/NA	-8	0.2	-	2.3	-	-	-	-	-	-	-	-	-	0.2
IAP	-1	92.1	100.0	61.3	100.0	100.0	100.0	100.0	100.0	100.0	100.0	100.0	100.0	94.6
N		7276	1508	1599	1576	1535	1396	1294	1370	1051	1031	1205	1230	22071

\* SHOW CARD

\*\*\* Keyword: Workplace, Bonus, Fringe Benefits

**Table 1592 Assessment on the company's obligation implement: treating employees like family members**

[Questionnaire] How well does your company implement each of the following obligations?... To treat employees like family members

[VAR] ORGFULF5

RESPONSE	PUNCH	03-07	2008	2009	2010	2011	2012	2013	2014	2016	2018	2021	2023	TOTAL
Very well	1	0.8	-	3.0	-	-	-	-	-	-	-	-	-	0.5
Fairly well	2	2.1	-	12.2	-	-	-	-	-	-	-	-	-	1.6
Somewhat well	3	3.4	-	14.2	-	-	-	-	-	-	-	-	-	2.1
Not so well	4	1.3	-	5.3	-	-	-	-	-	-	-	-	-	0.8
Not well at all	5	0.2	-	1.9	-	-	-	-	-	-	-	-	-	0.2
DK/NA	-8	0.2	-	2.2	-	-	-	-	-	-	-	-	-	0.2
IAP	-1	92.1	100.0	61.3	100.0	100.0	100.0	100.0	100.0	100.0	100.0	100.0	100.0	94.6
N		7276	1508	1599	1576	1535	1396	1294	1370	1051	1031	1205	1230	22071

\* SHOW CARD

\*\*\* Keyword: Family Members, Workplace

**Table 1593 Assessment on the company's obligation implement: sharing gains**

[Questionnaire] How well does your company implement each of the following obligations?... To share the company gains or profits

[VAR] ORGFULF6

RESPONSE	PUNCH	03-07	2008	2009	2010	2011	2012	2013	2014	2016	2018	2021	2023	TOTAL
Very well	1	0.2	-	0.5	-	-	-	-	-	-	-	-	-	0.1
Fairly well	2	0.7	-	4.5	-	-	-	-	-	-	-	-	-	0.6
Somewhat well	3	2.4	-	9.6	-	-	-	-	-	-	-	-	-	1.5
Not so well	4	2.7	-	12.9	-	-	-	-	-	-	-	-	-	1.8
Not well at all	5	1.5	-	8.6	-	-	-	-	-	-	-	-	-	1.1
DK/NA	-8	0.3	-	2.6	-	-	-	-	-	-	-	-	-	0.3
IAP	-1	92.1	100.0	61.3	100.0	100.0	100.0	100.0	100.0	100.0	100.0	100.0	100.0	94.6
N		7276	1508	1599	1576	1535	1396	1294	1370	1051	1031	1205	1230	22071

\* SHOW CARD

\*\*\* Keyword: Workplace

**Table 1594 Assessment on the company's obligation implement: implementing family friendly policies**

[Questionnaire] How well does your company implement each of the following obligations?... To implement family friendly policies

[VAR] ORGFULF7

RESPONSE	PUNCH	03-07	2008	2009	2010	2011	2012	2013	2014	2016	2018	2021	2023	TOTAL
Very well	1	0.2	-	0.6	-	-	-	-	-	-	-	-	-	0.1
Fairly well	2	0.5	-	3.4	-	-	-	-	-	-	-	-	-	0.4
Somewhat well	3	1.6	-	7.5	-	-	-	-	-	-	-	-	-	1.1
Not so well	4	2.9	-	12.7	-	-	-	-	-	-	-	-	-	1.9
Not well at all	5	2.4	-	12.0	-	-	-	-	-	-	-	-	-	1.6
DK/NA	-8	0.3	-	2.5	-	-	-	-	-	-	-	-	-	0.3
IAP	-1	92.1	100.0	61.3	100.0	100.0	100.0	100.0	100.0	100.0	100.0	100.0	100.0	94.6
N		7276	1508	1599	1576	1535	1396	1294	1370	1051	1031	1205	1230	22071

\* SHOW CARD

\*\*\* Keyword: Workplace, Facilities, Family Members



**Table 1595 Assessment on the company's obligation implement: innovating organization for strengthening competitiveness of company**

[Questionnaire] How well does your company implement each of the following obligations?... To innovate organization for strengthening competitiveness of company

[VAR] ORGFULF8

RESPONSE	PUNCH	03-07	2008	2009	2010	2011	2012	2013	2014	2016	2018	2021	2023	TOTAL
Very well	1	-	-	1.3	-	-	-	-	-	-	-	-	-	0.1
Fairly well	2	-	-	8.6	-	-	-	-	-	-	-	-	-	0.6
Somewhat well	3	-	-	14.3	-	-	-	-	-	-	-	-	-	1.0
Not so well	4	-	-	9.1	-	-	-	-	-	-	-	-	-	0.7
Not well at all	5	-	-	3.1	-	-	-	-	-	-	-	-	-	0.2
DK/NA	-8	-	-	2.4	-	-	-	-	-	-	-	-	-	0.2
IAP	-1	100.0	100.0	61.3	100.0	100.0	100.0	100.0	100.0	100.0	100.0	100.0	100.0	97.2
N		7276	1508	1599	1576	1535	1396	1294	1370	1051	1031	1205	1230	22071

\* SHOW CARD

\*\*\* Keyword: Workplace

**Table 1596 Staying on the job for a certain period of time as an obligation of the employee**

[Questionnaire] How much do you feel obliged to your company on each of the followings?... Staying on the job for a certain period of time

[VAR] RDUTY1

RESPONSE	PUNCH	03-07	2008	2009	2010	2011	2012	2013	2014	2016	2018	2021	2023	TOTAL
Very much	1	1.4	-	-	-	-	-	-	-	-	-	-	-	0.5
Moderately	2	2.9	-	-	-	-	-	-	-	-	-	-	-	1.0
Somewhat	3	2.4	-	-	-	-	-	-	-	-	-	-	-	0.8
Little	4	0.8	-	-	-	-	-	-	-	-	-	-	-	0.2
Not at all	5	0.3	-	-	-	-	-	-	-	-	-	-	-	0.1
DK/NA	-8	0.2	-	-	-	-	-	-	-	-	-	-	-	0.0
IAP	-1	92.1	100.0	100.0	100.0	100.0	100.0	100.0	100.0	100.0	100.0	100.0	100.0	97.4
N		7276	1508	1599	1576	1535	1396	1294	1370	1051	1031	1205	1230	22071

\* SHOW CARD

**Table 1597 Showing loyalty to the company as an obligation of the employee**

[Questionnaire] How much do you feel obliged to your company on each of the followings?... Showing loyalty to the company

[VAR] RDUTY2

RESPONSE	PUNCH	03-07	2008	2009	2010	2011	2012	2013	2014	2016	2018	2021	2023	TOTAL
Very much	1	0.9	-	-	-	-	-	-	-	-	-	-	-	0.3
Moderately	2	2.7	-	-	-	-	-	-	-	-	-	-	-	0.9
Somewhat	3	3.2	-	-	-	-	-	-	-	-	-	-	-	1.1
Little	4	0.7	-	-	-	-	-	-	-	-	-	-	-	0.2
Not at all	5	0.2	-	-	-	-	-	-	-	-	-	-	-	0.1
DK/NA	-8	0.2	-	-	-	-	-	-	-	-	-	-	-	0.1
IAP	-1	92.1	100.0	100.0	100.0	100.0	100.0	100.0	100.0	100.0	100.0	100.0	100.0	97.4
N		7276	1508	1599	1576	1535	1396	1294	1370	1051	1031	1205	1230	22071

\* SHOW CARD

**Table 1598 Taking voluntary efforts to enhance task capability as an obligation of the employee**

[Questionnaire] How much do you feel obliged to your company on each of the followings?... Taking voluntary efforts to enhance task capability

[VAR] RDUTY3

RESPONSE	PUNCH	03-07	2008	2009	2010	2011	2012	2013	2014	2016	2018	2021	2023	TOTAL
Very much	1	1.1	-	-	-	-	-	-	-	-	-	-	-	0.4
Moderately	2	3.7	-	-	-	-	-	-	-	-	-	-	-	1.2
Somewhat	3	2.5	-	-	-	-	-	-	-	-	-	-	-	0.8
Little	4	0.4	-	-	-	-	-	-	-	-	-	-	-	0.1
Not at all	5	0.0	-	-	-	-	-	-	-	-	-	-	-	0.0
DK/NA	-8	0.1	-	-	-	-	-	-	-	-	-	-	-	0.0
IAP	-1	92.1	100.0	100.0	100.0	100.0	100.0	100.0	100.0	100.0	100.0	100.0	100.0	97.4
N		7276	1508	1599	1576	1535	1396	1294	1370	1051	1031	1205	1230	22071

\* SHOW CARD

\*\*\* Keyword: Work

**Table 1599 Doing overtime work if necessary as an obligation of the employee**

[Questionnaire] How much do you feel obliged to your company on each of the followings?... Doing overtime work if necessary

[VAR] RDUTY4

RESPONSE	PUNCH	03-07	2008	2009	2010	2011	2012	2013	2014	2016	2018	2021	2023	TOTAL
Very much	1	0.9	-	-	-	-	-	-	-	-	-	-	-	0.3
Moderately	2	1.9	-	-	-	-	-	-	-	-	-	-	-	0.6
Somewhat	3	3.2	-	-	-	-	-	-	-	-	-	-	-	1.1
Little	4	1.3	-	-	-	-	-	-	-	-	-	-	-	0.4
Not at all	5	0.4	-	-	-	-	-	-	-	-	-	-	-	0.1
DK/NA	-8	0.1	-	-	-	-	-	-	-	-	-	-	-	0.0
IAP	-1	92.1	100.0	100.0	100.0	100.0	100.0	100.0	100.0	100.0	100.0	100.0	100.0	97.4
N		7276	1508	1599	1576	1535	1396	1294	1370	1051	1031	1205	1230	22071

\* SHOW CARD



**Table 1600 Sharing and transferring task skills and know-hows with peers as an obligation of the employee**

[Questionnaire] How much do you feel obliged to your company on each of the followings?... Sharing and transferring task skills and know-hows with peers

[VAR] RDUTY5

RESPONSE	PUNCH	03-07	2008	2009	2010	2011	2012	2013	2014	2016	2018	2021	2023	TOTAL
Very much	1	0.9	-	-	-	-	-	-	-	-	-	-	-	0.3
Moderately	2	3.4	-	-	-	-	-	-	-	-	-	-	-	1.1
Somewhat	3	2.7	-	-	-	-	-	-	-	-	-	-	-	0.9
Little	4	0.5	-	-	-	-	-	-	-	-	-	-	-	0.2
Not at all	5	0.1	-	-	-	-	-	-	-	-	-	-	-	0.0
DK/NA	-8	0.2	-	-	-	-	-	-	-	-	-	-	-	0.1
IAP	-1	92.1	100.0	100.0	100.0	100.0	100.0	100.0	100.0	100.0	100.0	100.0	100.0	97.4
N		7276	1508	1599	1576	1535	1396	1294	1370	1051	1031	1205	1230	22071

\* SHOW CARD

\*\*\* Keyword: Colleagues, Work

**Table 1601 Participating actively in innovations initiated by the company as an obligation of the employee**

[Questionnaire] How much do you feel obliged to your company on each of the followings?... Participating actively in innovations initiated by the company

[VAR] RDUTY6

RESPONSE	PUNCH	03-07	2008	2009	2010	2011	2012	2013	2014	2016	2018	2021	2023	TOTAL
Very much	1	0.8	-	-	-	-	-	-	-	-	-	-	-	0.3
Moderately	2	2.7	-	-	-	-	-	-	-	-	-	-	-	0.9
Somewhat	3	3.1	-	-	-	-	-	-	-	-	-	-	-	1.0
Little	4	0.9	-	-	-	-	-	-	-	-	-	-	-	0.3
Not at all	5	0.2	-	-	-	-	-	-	-	-	-	-	-	0.1
DK/NA	-8	0.2	-	-	-	-	-	-	-	-	-	-	-	0.1
IAP	-1	92.1	100.0	100.0	100.0	100.0	100.0	100.0	100.0	100.0	100.0	100.0	100.0	97.4
N		7276	1508	1599	1576	1535	1396	1294	1370	1051	1031	1205	1230	22071

\* SHOW CARD

**Table 1602 Assessment on the fulfillment of employee's obligations: staying on the job for a certain period of time**

[Questionnaire] How much do you fulfill each of the following obligations towards your company?... Staying on the job for a certain period of time.

[VAR] RFULF1

RESPONSE	PUNCH	03-07	2008	2009	2010	2011	2012	2013	2014	2016	2018	2021	2023	TOTAL
Very well	1	1.7	-	8.4	-	-	-	-	-	-	-	-	-	1.2
Fairly well	2	3.9	-	18.4	-	-	-	-	-	-	-	-	-	2.6
Somewhat well	3	1.8	-	8.7	-	-	-	-	-	-	-	-	-	1.2
Not so well	4	0.2	-	0.8	-	-	-	-	-	-	-	-	-	0.1
Not well at all	5	0.0	-	0.3	-	-	-	-	-	-	-	-	-	0.0
DK/NA	-8	0.2	-	2.1	-	-	-	-	-	-	-	-	-	0.2
IAP	-1	92.1	100.0	61.3	100.0	100.0	100.0	100.0	100.0	100.0	100.0	100.0	100.0	94.6
N		7276	1508	1599	1576	1535	1396	1294	1370	1051	1031	1205	1230	22071

\* SHOW CARD

\*\* 2005 Questionnaire: How much do you fulfill the following obligations towards your company?... Staying on the job for a certain period of time.

\*\*\* Keyword: Workplace

**Table 1603 Assessment on the fulfillment of employee's obligations: showing loyalty to the company**

[Questionnaire] How much do you fulfill each of the following obligations towards your company?... Showing loyalty to the company

[VAR] RFULF2

RESPONSE	PUNCH	03-07	2008	2009	2010	2011	2012	2013	2014	2016	2018	2021	2023	TOTAL
Very well	1	0.8	-	3.8	-	-	-	-	-	-	-	-	-	0.5
Fairly well	2	3.1	-	15.0	-	-	-	-	-	-	-	-	-	2.1
Somewhat well	3	3.1	-	14.2	-	-	-	-	-	-	-	-	-	2.0
Not so well	4	0.6	-	2.8	-	-	-	-	-	-	-	-	-	0.4
Not well at all	5	0.1	-	0.9	-	-	-	-	-	-	-	-	-	0.1
DK/NA	-8	0.2	-	2.1	-	-	-	-	-	-	-	-	-	0.2
IAP	-1	92.1	100.0	61.3	100.0	100.0	100.0	100.0	100.0	100.0	100.0	100.0	100.0	94.6
N		7276	1508	1599	1576	1535	1396	1294	1370	1051	1031	1205	1230	22071

\* SHOW CARD

\*\* 2005 Questionnaire: How much do you fulfill the following obligations towards your company?... Showing loyalty to the company

\*\*\* Keyword: Workplace

**Table 1604 Assessment on the fulfillment of employee's obligations: taking voluntary efforts to enhance task capability**

[Questionnaire] How much do you fulfill each of the following obligations towards your company?... Taking voluntary efforts to enhance task capability

[VAR] RFULF3

RESPONSE	PUNCH	03-07	2008	2009	2010	2011	2012	2013	2014	2016	2018	2021	2023	TOTAL
Very well	1	0.8	-	4.8	-	-	-	-	-	-	-	-	-	0.6
Fairly well	2	3.7	-	16.1	-	-	-	-	-	-	-	-	-	2.4
Somewhat well	3	2.6	-	13.6	-	-	-	-	-	-	-	-	-	1.9
Not so well	4	0.5	-	1.8	-	-	-	-	-	-	-	-	-	0.3
Not well at all	5	0.0	-	0.4	-	-	-	-	-	-	-	-	-	0.0
DK/NA	-8	0.2	-	2.1	-	-	-	-	-	-	-	-	-	0.2
IAP	-1	92.1	100.0	61.3	100.0	100.0	100.0	100.0	100.0	100.0	100.0	100.0	100.0	94.6
N		7276	1508	1599	1576	1535	1396	1294	1370	1051	1031	1205	1230	22071

\* SHOW CARD

\*\* 2005 Questionnaire: How much do you fulfill the following obligations towards your company?... Taking voluntary efforts to enhance task capability

\*\*\* Keyword: Workplace, Work



**Table 1605 Assessment on the fulfillment of employee's obligations: doing overtime work if necessary**

[Questionnaire] How much do you fulfill each of the following obligations towards your company?... Doing overtime work if necessary

[VAR] RFULF4

RESPONSE	PUNCH	03-07	2008	2009	2010	2011	2012	2013	2014	2016	2018	2021	2023	TOTAL
Very well	1	1.2	-	6.9	-	-	-	-	-	-	-	-	-	0.9
Fairly well	2	3.0	-	15.1	-	-	-	-	-	-	-	-	-	2.1
Somewhat well	3	2.5	-	10.1	-	-	-	-	-	-	-	-	-	1.6
Not so well	4	0.8	-	2.8	-	-	-	-	-	-	-	-	-	0.5
Not well at all	5	0.2	-	1.6	-	-	-	-	-	-	-	-	-	0.2
DK/NA	-8	0.2	-	2.2	-	-	-	-	-	-	-	-	-	0.2
IAP	-1	92.1	100.0	61.3	100.0	100.0	100.0	100.0	100.0	100.0	100.0	100.0	100.0	94.6
N		7276	1508	1599	1576	1535	1396	1294	1370	1051	1031	1205	1230	22071

\* SHOW CARD

\*\* 2005 Questionnaire: How much do you fulfill the following obligations towards your company?... Doing overtime work if necessary.

\*\*\* Keyword: Workplace

**Table 1606 Assessment on the fulfillment of employee's obligations: sharing and transferring task skills and know-hows with peers**

[Questionnaire] How much do you fulfill each of the following obligations towards your company?... Sharing and transferring task skills and know-hows with peers

[VAR] RFULF5

RESPONSE	PUNCH	03-07	2008	2009	2010	2011	2012	2013	2014	2016	2018	2021	2023	TOTAL
Very well	1	1.0	-	5.2	-	-	-	-	-	-	-	-	-	0.7
Fairly well	2	3.6	-	18.0	-	-	-	-	-	-	-	-	-	2.5
Somewhat well	3	2.5	-	11.1	-	-	-	-	-	-	-	-	-	1.6
Not so well	4	0.4	-	1.8	-	-	-	-	-	-	-	-	-	0.3
Not well at all	5	0.2	-	0.3	-	-	-	-	-	-	-	-	-	0.1
DK/NA	-8	0.2	-	2.3	-	-	-	-	-	-	-	-	-	0.2
IAP	-1	92.1	100.0	61.3	100.0	100.0	100.0	100.0	100.0	100.0	100.0	100.0	100.0	94.6
N		7276	1508	1599	1576	1535	1396	1294	1370	1051	1031	1205	1230	22071

\* SHOW CARD

\*\* 2005 Questionnaire: How much do you fulfill the following obligations towards your company?... Sharing and transferring task skills and know-how with peers.

\*\*\* Keyword: Workplace, Colleagues, Work

**Table 1607 Assessment on the fulfillment of employee's obligations: participating actively in innovations initiated by the company**

[Questionnaire] How much do you fulfill each of the following obligations towards your company?... Participating actively in innovations initiated by the company

[VAR] RFULF6

RESPONSE	PUNCH	03-07	2008	2009	2010	2011	2012	2013	2014	2016	2018	2021	2023	TOTAL
Very well	1	0.6	-	3.3	-	-	-	-	-	-	-	-	-	0.4
Fairly well	2	3.0	-	12.6	-	-	-	-	-	-	-	-	-	1.9
Somewhat well	3	2.9	-	15.4	-	-	-	-	-	-	-	-	-	2.1
Not so well	4	0.9	-	3.9	-	-	-	-	-	-	-	-	-	0.6
Not well at all	5	0.3	-	1.2	-	-	-	-	-	-	-	-	-	0.2
DK/NA	-8	0.3	-	2.3	-	-	-	-	-	-	-	-	-	0.2
IAP	-1	92.1	100.0	61.3	100.0	100.0	100.0	100.0	100.0	100.0	100.0	100.0	100.0	94.6
N		7276	1508	1599	1576	1535	1396	1294	1370	1051	1031	1205	1230	22071

\* SHOW CARD

\*\* 2005 Questionnaire: How much do you fulfill the following obligations towards your company?... Participating actively in innovations initiated by the company.

\*\*\* Keyword: Workplace

**Table 1608 Employee's self-evaluation: my company considers me as a company asset**

[Questionnaire] To what extent do you agree or disagree with each of the following statements?... My company considers me as a company asset

[VAR] MYVALUE1

RESPONSE	PUNCH	03-07	2008	2009	2010	2011	2012	2013	2014	2016	2018	2021	2023	TOTAL
Strongly agree	1	1.0	-	-	-	-	-	-	-	-	-	-	-	0.3
Agree	2	2.9	-	-	-	-	-	-	-	-	-	-	-	1.0
Neither agree nor disagree	3	2.5	-	-	-	-	-	-	-	-	-	-	-	0.8
Disagree	4	1.0	-	-	-	-	-	-	-	-	-	-	-	0.3
Strongly disagree	5	0.2	-	-	-	-	-	-	-	-	-	-	-	0.1
DK/NA	-8	0.2	-	-	-	-	-	-	-	-	-	-	-	0.1
IAP	-1	92.1	100.0	100.0	100.0	100.0	100.0	100.0	100.0	100.0	100.0	100.0	100.0	97.4
N		7276	1508	1599	1576	1535	1396	1294	1370	1051	1031	1205	1230	22071

\* SHOW CARD



**Table 1609 Employee's self-evaluation: my company considers that my experiences and skills contribute to the company's value**

[Questionnaire] To what extent do you agree or disagree with each of the following statements?... My company considers that my experiences and skills contribute to the company's value

[VAR] MYVALUE2

RESPONSE	PUNCH	03-07	2008	2009	2010	2011	2012	2013	2014	2016	2018	2021	2023	TOTAL
Strongly agree	1	0.9	-	-	-	-	-	-	-	-	-	-	-	0.3
Agree	2	3.2	-	-	-	-	-	-	-	-	-	-	-	1.0
Neither agree nor disagree	3	2.5	-	-	-	-	-	-	-	-	-	-	-	0.8
Disagree	4	1.0	-	-	-	-	-	-	-	-	-	-	-	0.3
Strongly disagree	5	0.1	-	-	-	-	-	-	-	-	-	-	-	0.0
DK/NA	-8	0.2	-	-	-	-	-	-	-	-	-	-	-	0.0
IAP	-1	92.1	100.0	100.0	100.0	100.0	100.0	100.0	100.0	100.0	100.0	100.0	100.0	97.4
N		7276	1508	1599	1576	1535	1396	1294	1370	1051	1031	1205	1230	22071

\* SHOW CARD

\*\*\* Keyword: Technology

**Table 1610 Employee's self-evaluation: my company provides me with good opportunities for my growth**

[Questionnaire] To what extent do you agree or disagree with each of the following statements?... My company provides me with good opportunities for my growth

[VAR] MYVALUE3

RESPONSE	PUNCH	03-07	2008	2009	2010	2011	2012	2013	2014	2016	2018	2021	2023	TOTAL
Strongly agree	1	0.6	-	-	-	-	-	-	-	-	-	-	-	0.2
Agree	2	2.0	-	-	-	-	-	-	-	-	-	-	-	0.7
Neither agree nor disagree	3	2.8	-	-	-	-	-	-	-	-	-	-	-	0.9
Disagree	4	2.1	-	-	-	-	-	-	-	-	-	-	-	0.7
Strongly disagree	5	0.2	-	-	-	-	-	-	-	-	-	-	-	0.1
DK/NA	-8	0.2	-	-	-	-	-	-	-	-	-	-	-	0.1
IAP	-1	92.1	100.0	100.0	100.0	100.0	100.0	100.0	100.0	100.0	100.0	100.0	100.0	97.4
N		7276	1508	1599	1576	1535	1396	1294	1370	1051	1031	1205	1230	22071

\* SHOW CARD

**Table 1611 Employee's self-evaluation: my experiences and skills are marketable in the labor market**

[Questionnaire] To what extent do you agree or disagree with each of the following statements?... My experiences and skills are marketable in the labor market

[VAR] MYVALUE4

RESPONSE	PUNCH	03-07	2008	2009	2010	2011	2012	2013	2014	2016	2018	2021	2023	TOTAL
Strongly agree	1	0.8	-	-	-	-	-	-	-	-	-	-	-	0.3
Agree	2	2.8	-	-	-	-	-	-	-	-	-	-	-	0.9
Neither agree nor disagree	3	2.7	-	-	-	-	-	-	-	-	-	-	-	0.9
Disagree	4	1.3	-	-	-	-	-	-	-	-	-	-	-	0.4
Strongly disagree	5	0.1	-	-	-	-	-	-	-	-	-	-	-	0.0
DK/NA	-8	0.2	-	-	-	-	-	-	-	-	-	-	-	0.1
IAP	-1	92.1	100.0	100.0	100.0	100.0	100.0	100.0	100.0	100.0	100.0	100.0	100.0	97.4
N		7276	1508	1599	1576	1535	1396	1294	1370	1051	1031	1205	1230	22071

\* SHOW CARD

\*\*\* Keyword: Employment, Technology

**Table 1612 Employee's self-evaluation: competitors of my company appreciate my market value as well**

[Questionnaire] To what extent do you agree or disagree with each of the following statements?... Competitors of my company appreciate my market value as well

[VAR] MYVALUE5

RESPONSE	PUNCH	03-07	2008	2009	2010	2011	2012	2013	2014	2016	2018	2021	2023	TOTAL
Strongly agree	1	0.5	-	-	-	-	-	-	-	-	-	-	-	0.2
Agree	2	2.3	-	-	-	-	-	-	-	-	-	-	-	0.8
Neither agree nor disagree	3	2.7	-	-	-	-	-	-	-	-	-	-	-	0.9
Disagree	4	1.6	-	-	-	-	-	-	-	-	-	-	-	0.5
Strongly disagree	5	0.3	-	-	-	-	-	-	-	-	-	-	-	0.1
DK/NA	-8	0.4	-	-	-	-	-	-	-	-	-	-	-	0.1
IAP	-1	92.1	100.0	100.0	100.0	100.0	100.0	100.0	100.0	100.0	100.0	100.0	100.0	97.4
N		7276	1508	1599	1576	1535	1396	1294	1370	1051	1031	1205	1230	22071

\* SHOW CARD

**Table 1613 Reaction to unfair treatments in workplace: just tried to endure by myself**

[Questionnaire] When you felt you were treated unfairly compared to other employees in your company, how often did you react in each of the following ways?... Just tried to endure by myself

[VAR] UNFAIR1

RESPONSE	PUNCH	03-07	2008	2009	2010	2011	2012	2013	2014	2016	2018	2021	2023	TOTAL
Very often	1	-	-	4.5	-	-	-	-	-	-	-	-	-	0.3
Often	2	-	-	11.5	-	-	-	-	-	-	-	-	-	0.8
Sometimes	3	-	-	12.1	-	-	-	-	-	-	-	-	-	0.9
Seldom	4	-	-	6.4	-	-	-	-	-	-	-	-	-	0.5
Never	5	-	-	1.6	-	-	-	-	-	-	-	-	-	0.1
DK/NA	-8	-	-	2.5	-	-	-	-	-	-	-	-	-	0.2
IAP	-1	100.0	100.0	61.3	100.0	100.0	100.0	100.0	100.0	100.0	100.0	100.0	100.0	97.2
N		7276	1508	1599	1576	1535	1396	1294	1370	1051	1031	1205	1230	22071

\* SHOW CARD

\*\*\* Keyword: Workplace



**Table 1614 Reaction to unfair treatments in workplace: raised the problem officially**

[Questionnaire] When you felt you were treated unfairly compared to other employees in your company, how often did you react in each of the following ways?... Raised the problem officially

[VAR] UNFAIR2

RESPONSE	PUNCH	03-07	2008	2009	2010	2011	2012	2013	2014	2016	2018	2021	2023	TOTAL
Very often	1	-	-	1.0	-	-	-	-	-	-	-	-	-	0.1
Often	2	-	-	5.3	-	-	-	-	-	-	-	-	-	0.4
Sometimes	3	-	-	11.1	-	-	-	-	-	-	-	-	-	0.8
Seldom	4	-	-	13.6	-	-	-	-	-	-	-	-	-	1.0
Never	5	-	-	5.2	-	-	-	-	-	-	-	-	-	0.4
DK/NA	-8	-	-	2.5	-	-	-	-	-	-	-	-	-	0.2
IAP	-1	100.0	100.0	61.3	100.0	100.0	100.0	100.0	100.0	100.0	100.0	100.0	100.0	97.2
N		7276	1508	1599	1576	1535	1396	1294	1370	1051	1031	1205	1230	22071

\* SHOW CARD

\*\*\* Keyword: Workplace

**Table 1615 Reaction to unfair treatments in workplace: contacted the labor union about the problem**

[Questionnaire] When you felt you were treated unfairly compared to other employees in your company, how often did you react in each of the following ways?... Contacted the labor union about the problem

[VAR] UNFAIR3

RESPONSE	PUNCH	03-07	2008	2009	2010	2011	2012	2013	2014	2016	2018	2021	2023	TOTAL
Very often	1	-	-	0.1	-	-	-	-	-	-	-	-	-	0.0
Often	2	-	-	0.9	-	-	-	-	-	-	-	-	-	0.1
Sometimes	3	-	-	2.0	-	-	-	-	-	-	-	-	-	0.1
Seldom	4	-	-	10.5	-	-	-	-	-	-	-	-	-	0.8
Never	5	-	-	22.2	-	-	-	-	-	-	-	-	-	1.6
DK/NA	-8	-	-	3.0	-	-	-	-	-	-	-	-	-	0.2
IAP	-1	100.0	100.0	61.3	100.0	100.0	100.0	100.0	100.0	100.0	100.0	100.0	100.0	97.2
N		7276	1508	1599	1576	1535	1396	1294	1370	1051	1031	1205	1230	22071

\* SHOW CARD

\*\*\* Keyword: Workplace, Trade Union

**Table 1616 Reaction to unfair treatments in workplace: spent time inattentively or carelessly**

[Questionnaire] When you felt you were treated unfairly compared to other employees in your company, how often did you react in each of the following ways?... Spent time inattentively or carelessly

[VAR] UNFAIR4

RESPONSE	PUNCH	03-07	2008	2009	2010	2011	2012	2013	2014	2016	2018	2021	2023	TOTAL
Very often	1	-	-	0.3	-	-	-	-	-	-	-	-	-	0.0
Often	2	-	-	2.5	-	-	-	-	-	-	-	-	-	0.2
Sometimes	3	-	-	12.1	-	-	-	-	-	-	-	-	-	0.9
Seldom	4	-	-	13.1	-	-	-	-	-	-	-	-	-	0.9
Never	5	-	-	8.2	-	-	-	-	-	-	-	-	-	0.6
DK/NA	-8	-	-	2.5	-	-	-	-	-	-	-	-	-	0.2
IAP	-1	100.0	100.0	61.3	100.0	100.0	100.0	100.0	100.0	100.0	100.0	100.0	100.0	97.2
N		7276	1508	1599	1576	1535	1396	1294	1370	1051	1031	1205	1230	22071

\* SHOW CARD

\*\*\* Keyword: Workplace

**Table 1617 Reaction to unfair treatments in workplace: absent from work by providing a false excuse**

[Questionnaire] When you felt you were treated unfairly compared to other employees in your company, how often did you react in each of the following ways?... Absent from work by providing a false excuse

[VAR] UNFAIR5

RESPONSE	PUNCH	03-07	2008	2009	2010	2011	2012	2013	2014	2016	2018	2021	2023	TOTAL
Very often	1	-	-	0.3	-	-	-	-	-	-	-	-	-	0.0
Often	2	-	-	1.5	-	-	-	-	-	-	-	-	-	0.1
Sometimes	3	-	-	4.7	-	-	-	-	-	-	-	-	-	0.3
Seldom	4	-	-	12.6	-	-	-	-	-	-	-	-	-	0.9
Never	5	-	-	17.1	-	-	-	-	-	-	-	-	-	1.2
DK/NA	-8	-	-	2.5	-	-	-	-	-	-	-	-	-	0.2
IAP	-1	100.0	100.0	61.3	100.0	100.0	100.0	100.0	100.0	100.0	100.0	100.0	100.0	97.2
N		7276	1508	1599	1576	1535	1396	1294	1370	1051	1031	1205	1230	22071

\* SHOW CARD

\*\*\* Keyword: Workplace

**Table 1618 Reaction to unfair treatments in workplace: wanted to turnover to another company**

[Questionnaire] When you felt you were treated unfairly compared to other employees in your company, how often did you react in each of the following ways?... Wanted to turnover to another company

[VAR] UNFAIR6

RESPONSE	PUNCH	03-07	2008	2009	2010	2011	2012	2013	2014	2016	2018	2021	2023	TOTAL
Very often	1	-	-	0.6	-	-	-	-	-	-	-	-	-	0.0
Often	2	-	-	3.7	-	-	-	-	-	-	-	-	-	0.3
Sometimes	3	-	-	9.5	-	-	-	-	-	-	-	-	-	0.7
Seldom	4	-	-	10.9	-	-	-	-	-	-	-	-	-	0.8
Never	5	-	-	11.5	-	-	-	-	-	-	-	-	-	0.8
DK/NA	-8	-	-	2.6	-	-	-	-	-	-	-	-	-	0.2
IAP	-1	100.0	100.0	61.3	100.0	100.0	100.0	100.0	100.0	100.0	100.0	100.0	100.0	97.2
N		7276	1508	1599	1576	1535	1396	1294	1370	1051	1031	1205	1230	22071

\* SHOW CARD

\*\*\* Keyword: Workplace



**Table 1619 Reaction to unfair treatments in workplace: became more loyal to the company in order to be more rewarded**

[Questionnaire] When you felt you were treated unfairly compared to other employees in your company, how often did you react in each of the following ways?... Became more loyal to the company in order to be more rewarded

[VAR] UNFAIR7

RESPONSE	PUNCH	03-07	2008	2009	2010	2011	2012	2013	2014	2016	2018	2021	2023	TOTAL
Very often	1	-	-	2.3	-	-	-	-	-	-	-	-	-	0.2
Often	2	-	-	7.7	-	-	-	-	-	-	-	-	-	0.6
Sometimes	3	-	-	12.3	-	-	-	-	-	-	-	-	-	0.9
Seldom	4	-	-	9.2	-	-	-	-	-	-	-	-	-	0.7
Never	5	-	-	4.7	-	-	-	-	-	-	-	-	-	0.3
DK/NA	-8	-	-	2.6	-	-	-	-	-	-	-	-	-	0.2
IAP	-1	100.0	100.0	61.3	100.0	100.0	100.0	100.0	100.0	100.0	100.0	100.0	100.0	97.2
N		7276	1508	1599	1576	1535	1396	1294	1370	1051	1031	1205	1230	22071

\* SHOW CARD

\*\*\* Keyword: Workplace

**Table 1620 Reaction to unfair treatments in workplace: Disobeyed the company policies or procedures in order to get my fair share**

[Questionnaire] When you felt you were treated unfairly compared to other employees in your company, how often did you react in each of the following ways?... Disobeyed the company policies or procedures in order to get my fair share

[VAR] UNFAIR8

RESPONSE	PUNCH	03-07	2008	2009	2010	2011	2012	2013	2014	2016	2018	2021	2023	TOTAL
Very often	1	-	-	0.2	-	-	-	-	-	-	-	-	-	0.0
Often	2	-	-	1.1	-	-	-	-	-	-	-	-	-	0.1
Sometimes	3	-	-	3.8	-	-	-	-	-	-	-	-	-	0.3
Seldom	4	-	-	13.9	-	-	-	-	-	-	-	-	-	1.0
Never	5	-	-	17.2	-	-	-	-	-	-	-	-	-	1.2
DK/NA	-8	-	-	2.5	-	-	-	-	-	-	-	-	-	0.2
IAP	-1	100.0	100.0	61.3	100.0	100.0	100.0	100.0	100.0	100.0	100.0	100.0	100.0	97.2
N		7276	1508	1599	1576	1535	1396	1294	1370	1051	1031	1205	1230	22071

\* SHOW CARD

\*\*\* Keyword: Workplace

**Table 1621 Self-evaluation on R's socio-economic success**

[Questionnaire] How successful do you think socio-economically you are now?

[VAR] SUCCESS

RESPONSE	PUNCH	03-07	2008	2009	2010	2011	2012	2013	2014	2016	2018	2021	2023	TOTAL
Very successful	1	-	-	1.4	-	-	-	-	2.5	-	-	-	-	0.3
Somewhat successful	2	-	-	17.1	-	-	-	-	22.7	-	-	-	-	2.7
So and so	3	-	-	61.3	-	-	-	-	61.2	-	-	-	-	8.2
Somewhat unsuccessful	4	-	-	15.4	-	-	-	-	11.2	-	-	-	-	1.8
Very unsuccessful	5	-	-	4.8	-	-	-	-	2.3	-	-	-	-	0.5
DK/NA	-8	-	-	0.0	-	-	-	-	0.1	-	-	-	-	0.0
IAP	-1	100.0	100.0	0.0	100.0	100.0	100.0	100.0	0.0	100.0	100.0	100.0	100.0	86.5
N		7276	1508	1599	1576	1535	1396	1294	1370	1051	1031	1205	1230	22071

\*\*\* Keyword: Success

**Table 1622 Image of successful employees1: Work long hours**

[Questionnaire] Think of people who recognized as very successful employees at your workplace. Do you think the following characteristics correspond to their characteristics? (If you are not currently employed, please think about your past job or a future job you are likely to get)... Work long hours

[VAR] SUCCEMP1

RESPONSE	PUNCH	03-07	2008	2009	2010	2011	2012	2013	2014	2016	2018	2021	2023	TOTAL
Strongly agree	1	-	-	-	-	-	-	-	-	-	6.7	-	-	0.3
Somewhat agree	2	-	-	-	-	-	-	-	-	-	27.4	-	-	1.3
Neither agree nor disagree	3	-	-	-	-	-	-	-	-	-	21.1	-	-	1.0
Somewhat disagree	4	-	-	-	-	-	-	-	-	-	33.0	-	-	1.5
Strongly disagree	5	-	-	-	-	-	-	-	-	-	11.2	-	-	0.5
DK/NA	-8	-	-	-	-	-	-	-	-	-	0.7	-	-	0.0
IAP	-1	100.0	100.0	100.0	100.0	100.0	100.0	100.0	100.0	100.0	0.0	100.0	100.0	95.3
N		7276	1508	1599	1576	1535	1396	1294	1370	1051	1031	1205	1230	22071

\* SHOW CARD

\*\*\* Keyword: Workplace, Success, Working Hours

**Table 1623 Image of successful employees2: Willing to work overtime**

[Questionnaire] Think of people who recognized as very successful employees at your workplace. Do you think the following characteristics correspond to their characteristics? (If you are not currently employed, please think about your past job or a future job you are likely to get)... Willing to work overtime

[VAR] SUCCEMP2

RESPONSE	PUNCH	03-07	2008	2009	2010	2011	2012	2013	2014	2016	2018	2021	2023	TOTAL
Strongly agree	1	-	-	-	-	-	-	-	-	-	6.7	-	-	0.3
Somewhat agree	2	-	-	-	-	-	-	-	-	-	30.4	-	-	1.4
Neither agree nor disagree	3	-	-	-	-	-	-	-	-	-	23.8	-	-	1.1
Somewhat disagree	4	-	-	-	-	-	-	-	-	-	27.3	-	-	1.3
Strongly disagree	5	-	-	-	-	-	-	-	-	-	10.9	-	-	0.5
DK/NA	-8	-	-	-	-	-	-	-	-	-	1.1	-	-	0.0
IAP	-1	100.0	100.0	100.0	100.0	100.0	100.0	100.0	100.0	100.0	0.0	100.0	100.0	95.3
N		7276	1508	1599	1576	1535	1396	1294	1370	1051	1031	1205	1230	22071

\* SHOW CARD

\*\*\* Keyword: Workplace, Success, Working Overtime



**Table 1624 Image of successful employees3: Can be reached quickly through Kakao Talk/text messages**

[Questionnaire] Think of people who recognized as very successful employees at your workplace. Do you think the following characteristics correspond to their characteristics? (If you are not currently employed, please think about your past job or a future job you are likely to get)... Can be reached quickly through Kakao Talk/text messages

[VAR] SUCEMP3

RESPONSE	PUNCH	03-07	2008	2009	2010	2011	2012	2013	2014	2016	2018	2021	2023	TOTAL
Strongly agree	1	-	-	-	-	-	-	-	-	-	8.8	-	-	0.4
Somewhat agree	2	-	-	-	-	-	-	-	-	-	30.0	-	-	1.4
Neither agree nor disagree	3	-	-	-	-	-	-	-	-	-	23.7	-	-	1.1
Somewhat disagree	4	-	-	-	-	-	-	-	-	-	24.6	-	-	1.1
Strongly disagree	5	-	-	-	-	-	-	-	-	-	11.5	-	-	0.5
DK/NA	-8	-	-	-	-	-	-	-	-	-	1.5	-	-	0.1
IAP	-1	100.0	100.0	100.0	100.0	100.0	100.0	100.0	100.0	100.0	0.0	100.0	100.0	95.3
N		7276	1508	1599	1576	1535	1396	1294	1370	1051	1031	1205	1230	22071

\* SHOW CARD

\*\*\* Keyword: Workplace, Success, Contact

**Table 1625 Image of successful employees4: Take a vacation if necessary for family**

[Questionnaire] Think of people who recognized as very successful employees at your workplace. Do you think the following characteristics correspond to their characteristics? (If you are not currently employed, please think about your past job or a future job you are likely to get)... Take a vacation if necessary for family

[VAR] SUCEMP4

RESPONSE	PUNCH	03-07	2008	2009	2010	2011	2012	2013	2014	2016	2018	2021	2023	TOTAL
Strongly agree	1	-	-	-	-	-	-	-	-	-	22.1	-	-	1.0
Somewhat agree	2	-	-	-	-	-	-	-	-	-	43.7	-	-	2.0
Neither agree nor disagree	3	-	-	-	-	-	-	-	-	-	22.3	-	-	1.0
Somewhat disagree	4	-	-	-	-	-	-	-	-	-	9.9	-	-	0.5
Strongly disagree	5	-	-	-	-	-	-	-	-	-	1.4	-	-	0.1
DK/NA	-8	-	-	-	-	-	-	-	-	-	0.6	-	-	0.0
IAP	-1	100.0	100.0	100.0	100.0	100.0	100.0	100.0	100.0	100.0	0.0	100.0	100.0	95.3
N		7276	1508	1599	1576	1535	1396	1294	1370	1051	1031	1205	1230	22071

\* SHOW CARD

\*\*\* Keyword: Workplace, Success, Leave, Family Members

**Table 1626 Image of successful employees5: Participate actively in company events or department social gatherings**

[Questionnaire] Think of people who recognized as very successful employees at your workplace. Do you think the following characteristics correspond to their characteristics? (If you are not currently employed, please think about your past job or a future job you are likely to get)... Participate actively in company events or department social gatherings

[VAR] SUCEMP5

RESPONSE	PUNCH	03-07	2008	2009	2010	2011	2012	2013	2014	2016	2018	2021	2023	TOTAL
Strongly agree	1	-	-	-	-	-	-	-	-	-	16.1	-	-	0.8
Somewhat agree	2	-	-	-	-	-	-	-	-	-	45.0	-	-	2.1
Neither agree nor disagree	3	-	-	-	-	-	-	-	-	-	25.0	-	-	1.2
Somewhat disagree	4	-	-	-	-	-	-	-	-	-	10.3	-	-	0.5
Strongly disagree	5	-	-	-	-	-	-	-	-	-	2.9	-	-	0.1
DK/NA	-8	-	-	-	-	-	-	-	-	-	0.8	-	-	0.0
IAP	-1	100.0	100.0	100.0	100.0	100.0	100.0	100.0	100.0	100.0	0.0	100.0	100.0	95.3
N		7276	1508	1599	1576	1535	1396	1294	1370	1051	1031	1205	1230	22071

\* SHOW CARD

\*\*\* Keyword: Workplace, Success, Event, Department Social Gatherings

**Table 1627 How close are R to the image of the successful people**

[Questionnaire] Here is a follow-up question. How close are you to the image of the successful people you answered? (If you are not currently employed, please think about your past job or a future job you are likely to get)

[VAR] SUCEMPM

RESPONSE	PUNCH	03-07	2008	2009	2010	2011	2012	2013	2014	2016	2018	2021	2023	TOTAL
Very close	1	-	-	-	-	-	-	-	-	-	5.1	-	-	0.2
Somewhat close	2	-	-	-	-	-	-	-	-	-	23.0	-	-	1.1
Moderately close	3	-	-	-	-	-	-	-	-	-	46.6	-	-	2.2
Not close	4	-	-	-	-	-	-	-	-	-	18.0	-	-	0.8
Not close at all	5	-	-	-	-	-	-	-	-	-	4.9	-	-	0.2
DK/NA	-8	-	-	-	-	-	-	-	-	-	2.3	-	-	0.1
IAP	-1	100.0	100.0	100.0	100.0	100.0	100.0	100.0	100.0	100.0	0.0	100.0	100.0	95.3
N		7276	1508	1599	1576	1535	1396	1294	1370	1051	1031	1205	1230	22071

\* SHOW CARD

\*\*\* Keyword: Workplace, Success

**Table 1628 R has a good chance to get a promotion at this company**

[Questionnaire] I have a question for those who are currently employed or who were employed in the past. The following question is about your current job. (If you are not currently employed, please think about your past job)... I have a good chance to get a promotion at this company

[VAR] WORKPLA1

RESPONSE	PUNCH	03-07	2008	2009	2010	2011	2012	2013	2014	2016	2018	2021	2023	TOTAL
Strongly agree	1	-	-	-	-	-	-	-	-	-	6.8	-	-	0.3
Somewhat agree	2	-	-	-	-	-	-	-	-	-	20.2	-	-	0.9
Neither agree nor disagree	3	-	-	-	-	-	-	-	-	-	26.6	-	-	1.2
Somewhat disagree	4	-	-	-	-	-	-	-	-	-	18.6	-	-	0.9
Strongly disagree	5	-	-	-	-	-	-	-	-	-	10.3	-	-	0.5
DK/NA	-8	-	-	-	-	-	-	-	-	-	17.6	-	-	0.8
IAP	-1	100.0	100.0	100.0	100.0	100.0	100.0	100.0	100.0	100.0	0.0	100.0	100.0	95.3
N		7276	1508	1599	1576	1535	1396	1294	1370	1051	1031	1205	1230	22071

\* SHOW CARD

\*\*\* Keyword: Workplace, Promotion



**Table 1629 R is satisfied to work at this company**

[Questionnaire] I have a question for those who are currently employed or who were employed in the past. The following question is about your current job. (If you are not currently employed, please think about your past job.)... I am satisfied to work at this company

[VAR] WORKPLA2

RESPONSE	PUNCH	03-07	2008	2009	2010	2011	2012	2013	2014	2016	2018	2021	2023	TOTAL
Strongly agree	1	-	-	-	-	-	-	-	-	-	15.1	-	-	0.7
Somewhat agree	2	-	-	-	-	-	-	-	-	-	28.6	-	-	1.3
Neither agree nor disagree	3	-	-	-	-	-	-	-	-	-	28.3	-	-	1.3
Somewhat disagree	4	-	-	-	-	-	-	-	-	-	13.9	-	-	0.6
Strongly disagree	5	-	-	-	-	-	-	-	-	-	2.9	-	-	0.1
DK/NA	-8	-	-	-	-	-	-	-	-	-	11.2	-	-	0.5
IAP	-1	100.0	100.0	100.0	100.0	100.0	100.0	100.0	100.0	100.0	0.0	100.0	100.0	95.3
N		7276	1508	1599	1576	1535	1396	1294	1370	1051	1031	1205	1230	22071

\* SHOW CARD

\*\*\* Keyword: Workplace, Satisfaction

**Table 1630 If R has a decent amount of income, does R still wants to work or not**

[Questionnaire] Suppose you have a decent amount of income to live without even working. Do you still want to work?

[VAR] GOODPAYW

RESPONSE	PUNCH	03-07	2008	2009	2010	2011	2012	2013	2014	2016	2018	2021	2023	TOTAL
I still want to work	1	-	-	-	-	-	-	-	-	-	61.1	-	-	2.9
I do not want to work	2	-	-	-	-	-	-	-	-	-	37.2	-	-	1.7
DK/NA	-8	-	-	-	-	-	-	-	-	-	1.6	-	-	0.1
IAP	-1	100.0	100.0	100.0	100.0	100.0	100.0	100.0	100.0	100.0	0.0	100.0	100.0	95.3
N		7276	1508	1599	1576	1535	1396	1294	1370	1051	1031	1205	1230	22071

\* SHOW CARD

\*\*\* Keyword: Job, Income

**Table 1631 Agree or disagree: my supervisors accept and are supportive of the criteria used for promotions and salary increase**

[Questionnaire] To what extent do you agree or disagree with each of the following statements about your company?...

My supervisors accept and are supportive of the criteria used for promotions and salary increases

[VAR] EQUITY1

RESPONSE	PUNCH	03-07	2008	2009	2010	2011	2012	2013	2014	2016	2018	2021	2023	TOTAL
Strongly agree	1	-	-	3.4	-	-	-	-	-	-	-	-	-	0.2
Agree	2	-	-	17.3	-	-	-	-	-	-	-	-	-	1.3
Neither agree nor disagree	3	-	-	11.9	-	-	-	-	-	-	-	-	-	0.9
Disagree	4	-	-	3.2	-	-	-	-	-	-	-	-	-	0.2
Strongly disagree	5	-	-	0.6	-	-	-	-	-	-	-	-	-	0.0
DK/NA	-8	-	-	2.3	-	-	-	-	-	-	-	-	-	0.2
IAP	-1	100.0	100.0	61.3	100.0	100.0	100.0	100.0	100.0	100.0	100.0	100.0	100.0	97.2
N		7276	1508	1599	1576	1535	1396	1294	1370	1051	1031	1205	1230	22071

\* SHOW CARD

\*\*\* Keyword: Workplace, Promotion

**Table 1632 Agree or disagree: my supervisor can be relied upon when things get tough on my job**

[Questionnaire] To what extent do you agree or disagree with each of the following statements about your company?...

My supervisor can be relied upon when things get tough on my job

[VAR] EQUITY2

RESPONSE	PUNCH	03-07	2008	2009	2010	2011	2012	2013	2014	2016	2018	2021	2023	TOTAL
Strongly agree	1	-	-	2.9	-	-	-	-	-	-	-	-	-	0.2
Agree	2	-	-	14.5	-	-	-	-	-	-	-	-	-	1.1
Neither agree nor disagree	3	-	-	12.8	-	-	-	-	-	-	-	-	-	0.9
Disagree	4	-	-	5.1	-	-	-	-	-	-	-	-	-	0.4
Strongly disagree	5	-	-	1.2	-	-	-	-	-	-	-	-	-	0.1
DK/NA	-8	-	-	2.3	-	-	-	-	-	-	-	-	-	0.2
IAP	-1	100.0	100.0	61.3	100.0	100.0	100.0	100.0	100.0	100.0	100.0	100.0	100.0	97.2
N		7276	1508	1599	1576	1535	1396	1294	1370	1051	1031	1205	1230	22071

\* SHOW CARD

\*\*\* Keyword: Workplace, Job

**Table 1633 Agree or disagree: my supervisor is willing to listen to my job-related problems**

[Questionnaire] To what extent do you agree or disagree with each of the following statements about your company?...

My supervisor is willing to listen to my job-related problems

[VAR] EQUITY3

RESPONSE	PUNCH	03-07	2008	2009	2010	2011	2012	2013	2014	2016	2018	2021	2023	TOTAL
Strongly agree	1	-	-	4.1	-	-	-	-	-	-	-	-	-	0.3
Agree	2	-	-	16.4	-	-	-	-	-	-	-	-	-	1.2
Neither agree nor disagree	3	-	-	11.1	-	-	-	-	-	-	-	-	-	0.8
Disagree	4	-	-	3.8	-	-	-	-	-	-	-	-	-	0.3
Strongly disagree	5	-	-	1.0	-	-	-	-	-	-	-	-	-	0.1
DK/NA	-8	-	-	2.3	-	-	-	-	-	-	-	-	-	0.2
IAP	-1	100.0	100.0	61.3	100.0	100.0	100.0	100.0	100.0	100.0	100.0	100.0	100.0	97.2
N		7276	1508	1599	1576	1535	1396	1294	1370	1051	1031	1205	1230	22071

\* SHOW CARD

\*\*\* Keyword: Workplace, Job



**Table 1634 Agree or disagree: the rules and procedures for distributing rewards (pay and promotions) are clearly stated and known by all**

[Questionnaire] To what extent do you agree or disagree with each of the following statements about your company?...

The rules and procedures for distributing rewards (pay and promotions) are clearly stated and known by all

[VAR] EQUITY4

RESPONSE	PUNCH	03-07	2008	2009	2010	2011	2012	2013	2014	2016	2018	2021	2023	TOTAL
Strongly agree	1	-	-	3.9	-	-	-	-	-	-	-	-	-	0.3
Agree	2	-	-	12.6	-	-	-	-	-	-	-	-	-	0.9
Neither agree nor disagree	3	-	-	10.8	-	-	-	-	-	-	-	-	-	0.8
Disagree	4	-	-	6.8	-	-	-	-	-	-	-	-	-	0.5
Strongly disagree	5	-	-	2.3	-	-	-	-	-	-	-	-	-	0.2
DK/NA	-8	-	-	2.3	-	-	-	-	-	-	-	-	-	0.2
IAP	-1	100.0	100.0	61.3	100.0	100.0	100.0	100.0	100.0	100.0	100.0	100.0	100.0	97.2
N		7276	1508	1599	1576	1535	1396	1294	1370	1051	1031	1205	1230	22071

\* SHOW CARD

\*\*\* Keyword: Workplace, Promotion, Distribution

**Table 1635 Agree or disagree: there is a general feeling that the formal guidelines and procedures for promotions and pay increases should be followed even if we sometimes disagree with them**

[Questionnaire] To what extent do you agree or disagree with each of the following statements about your company?...

There is a general feeling that the formal guidelines and procedures for promotions and pay increases should be followed even if we sometimes disagree with them

[VAR] EQUITY5

RESPONSE	PUNCH	03-07	2008	2009	2010	2011	2012	2013	2014	2016	2018	2021	2023	TOTAL
Strongly agree	1	-	-	4.5	-	-	-	-	-	-	-	-	-	0.3
Agree	2	-	-	18.2	-	-	-	-	-	-	-	-	-	1.3
Neither agree nor disagree	3	-	-	10.3	-	-	-	-	-	-	-	-	-	0.7
Disagree	4	-	-	2.9	-	-	-	-	-	-	-	-	-	0.2
Strongly disagree	5	-	-	0.6	-	-	-	-	-	-	-	-	-	0.0
DK/NA	-8	-	-	2.2	-	-	-	-	-	-	-	-	-	0.2
IAP	-1	100.0	100.0	61.3	100.0	100.0	100.0	100.0	100.0	100.0	100.0	100.0	100.0	97.2
N		7276	1508	1599	1576	1535	1396	1294	1370	1051	1031	1205	1230	22071

\* SHOW CARD

\*\*\* Keyword: Workplace, Promotion

**Table 1636 Agree or disagree: I personally sometimes question, and do not precisely follow, the formal guidelines and procedures for how I should behave**

[Questionnaire] To what extent do you agree or disagree with each of the following statements about your company?... I

personally sometimes question, and do not precisely follow, the formal guidelines and procedures for how I should behave

[VAR] EQUITY6

RESPONSE	PUNCH	03-07	2008	2009	2010	2011	2012	2013	2014	2016	2018	2021	2023	TOTAL
Strongly agree	1	-	-	0.4	-	-	-	-	-	-	-	-	-	0.0
Agree	2	-	-	4.6	-	-	-	-	-	-	-	-	-	0.3
Neither agree nor disagree	3	-	-	11.2	-	-	-	-	-	-	-	-	-	0.8
Disagree	4	-	-	15.6	-	-	-	-	-	-	-	-	-	1.1
Strongly disagree	5	-	-	4.6	-	-	-	-	-	-	-	-	-	0.3
DK/NA	-8	-	-	2.3	-	-	-	-	-	-	-	-	-	0.2
IAP	-1	100.0	100.0	61.3	100.0	100.0	100.0	100.0	100.0	100.0	100.0	100.0	100.0	97.2
N		7276	1508	1599	1576	1535	1396	1294	1370	1051	1031	1205	1230	22071

\* SHOW CARD

\*\*\* Keyword: Workplace

**Table 1637 Agree or disagree: other employees accept and supportive of the criteria used for promotions and salary increases**

[Questionnaire] To what extent do you agree or disagree with each of the following statements about your company?...

Other employees accept and supportive of the criteria used for promotions and salary increases

[VAR] EQUITY7

RESPONSE	PUNCH	03-07	2008	2009	2010	2011	2012	2013	2014	2016	2018	2021	2023	TOTAL
Strongly agree	1	-	-	3.7	-	-	-	-	-	-	-	-	-	0.3
Agree	2	-	-	15.6	-	-	-	-	-	-	-	-	-	1.1
Neither agree nor disagree	3	-	-	12.1	-	-	-	-	-	-	-	-	-	0.9
Disagree	4	-	-	4.6	-	-	-	-	-	-	-	-	-	0.3
Strongly disagree	5	-	-	0.6	-	-	-	-	-	-	-	-	-	0.0
DK/NA	-8	-	-	2.2	-	-	-	-	-	-	-	-	-	0.2
IAP	-1	100.0	100.0	61.3	100.0	100.0	100.0	100.0	100.0	100.0	100.0	100.0	100.0	97.2
N		7276	1508	1599	1576	1535	1396	1294	1370	1051	1031	1205	1230	22071

\* SHOW CARD

\*\*\* Keyword: Workplace, Colleagues, Promotion



**Table 1638 Agree or disagree: my co-workers can be relied upon when things get tough on my job**

[Questionnaire] To what extent do you agree or disagree with each of the following statements about your company?...

My co-workers can be relied upon when things get tough on my job

[VAR] EQUITY8

RESPONSE	PUNCH	03-07	2008	2009	2010	2011	2012	2013	2014	2016	2018	2021	2023	TOTAL
Strongly agree	1	-	-	4.0	-	-	-	-	-	-	-	-	-	0.3
Agree	2	-	-	18.7	-	-	-	-	-	-	-	-	-	1.4
Neither agree nor disagree	3	-	-	10.7	-	-	-	-	-	-	-	-	-	0.8
Disagree	4	-	-	2.4	-	-	-	-	-	-	-	-	-	0.2
Strongly disagree	5	-	-	0.7	-	-	-	-	-	-	-	-	-	0.0
DK/NA	-8	-	-	2.2	-	-	-	-	-	-	-	-	-	0.2
IAP	-1	100.0	100.0	61.3	100.0	100.0	100.0	100.0	100.0	100.0	100.0	100.0	100.0	97.2
N		7276	1508	1599	1576	1535	1396	1294	1370	1051	1031	1205	1230	22071

\* SHOW CARD

\*\*\* Keyword: Workplace, Colleagues, Job

**Table 1639 Agree or disagree: my co-workers are willing to listen to my job-related problems**

[Questionnaire] To what extent do you agree or disagree with each of the following statements about your company?...

My co-workers are willing to listen to my job-related problems

[VAR] EQUITY9

RESPONSE	PUNCH	03-07	2008	2009	2010	2011	2012	2013	2014	2016	2018	2021	2023	TOTAL
Strongly agree	1	-	-	4.4	-	-	-	-	-	-	-	-	-	0.3
Agree	2	-	-	19.8	-	-	-	-	-	-	-	-	-	1.4
Neither agree nor disagree	3	-	-	9.8	-	-	-	-	-	-	-	-	-	0.7
Disagree	4	-	-	1.9	-	-	-	-	-	-	-	-	-	0.1
Strongly disagree	5	-	-	0.5	-	-	-	-	-	-	-	-	-	0.0
DK/NA	-8	-	-	2.3	-	-	-	-	-	-	-	-	-	0.2
IAP	-1	100.0	100.0	61.3	100.0	100.0	100.0	100.0	100.0	100.0	100.0	100.0	100.0	97.2
N		7276	1508	1599	1576	1535	1396	1294	1370	1051	1031	1205	1230	22071

\* SHOW CARD

\*\*\* Keyword: Workplace, Colleagues, Job

**Table 1640 Estimate on the income of a skilled worker in a factory**

[Questionnaire] I would like to know what you think people in these jobs actually earn. Please write how much you think they usually earn each month before taxes. Many people are not exactly sure about this. Your best guess will be close enough. This may be difficult, but it is very important. So please try. (ASK ALL QUESTIONS ABOUT ACTUAL INCOME OF THE FOLLOWING OCCUPATIONS, THEN ASK Q.86.)... A skilled worker in a factory earns?

[VAR] PAYSKILL

RESPONSE	PUNCH	03-07	2008	2009	2010	2011	2012	2013	2014	2016	2018	2021	2023	TOTAL
Less than 1,000,000 won	1	0.6	-	-	-	-	-	10.4	-	-	-	-	-	0.8
1,000,000 won ~ 1,490,000 won	2	2.6	-	-	-	-	-	45.3	-	-	-	-	-	3.5
1,500,000 won ~ 1,990,000 won	3	3.9	-	-	-	-	-	39.5	-	-	-	-	-	3.6
2,000,000 won ~ 2,490,000 won	4	5.5	-	-	-	-	-	4.6	-	-	-	-	-	2.1
2,500,000 won ~ 2,990,000 won	5	1.7	-	-	-	-	-	0.0	-	-	-	-	-	0.6
3,000,000 won ~ 3,490,000 won	6	2.3	-	-	-	-	-	0.0	-	-	-	-	-	0.8
3,500,000 won or over	7	1.1	-	-	-	-	-	0.2	-	-	-	-	-	0.4
Uncertainty (10 million won or over)	87	0.0	-	-	-	-	-	0.0	-	-	-	-	-	0.0
DK/NA	-8	0.3	-	-	-	-	-	0.0	-	-	-	-	-	0.1
IAP	-1	81.9	100.0	100.0	100.0	100.0	100.0	0.0	100.0	100.0	100.0	100.0	100.0	88.2
N		7276	1508	1599	1576	1535	1396	1294	1370	1051	1031	1205	1230	22071

\*\*\* Keyword: Occupation, Tax

**Table 1641 Estimate on the income of a doctor in general practice**

[Questionnaire] I would like to know what you think people in these jobs actually earn. Please write how much you think they usually earn each month before taxes. Many people are not exactly sure about this. Your best guess will be close enough. This may be difficult, but it is very important. So please try. (ASK ALL QUESTIONS ABOUT ACTUAL INCOME OF THE FOLLOWING OCCUPATIONS, THEN ASK Q.86.)... A doctor in general practice?

[VAR] PAYDOC

RESPONSE	PUNCH	03-07	2008	2009	2010	2011	2012	2013	2014	2016	2018	2021	2023	TOTAL
Less than 3,000,000 won	1	1.2	-	-	-	-	-	-	-	-	-	-	-	0.4
3,000,000 won ~ 3,990,000 won	2	2.8	-	-	-	-	-	-	-	-	-	-	-	0.9
4,000,000 won ~ 4,990,000 won	3	2.3	-	-	-	-	-	-	-	-	-	-	-	0.7
5,000,000 won ~ 5,990,000 won	4	3.8	-	-	-	-	-	-	-	-	-	-	-	1.3
6,000,000 won ~ 6,990,000 won	5	1.3	-	-	-	-	-	-	-	-	-	-	-	0.4
7,000,000 won ~ 7,990,000 won	6	1.2	-	-	-	-	-	-	-	-	-	-	-	0.4
8,000,000 won ~ 8,990,000 won	7	0.8	-	-	-	-	-	-	-	-	-	-	-	0.3
9,000,000 won ~ 9,990,000 won	8	0.3	-	-	-	-	-	-	-	-	-	-	-	0.1
10,000,000 won ~ 10,990,000 won	9	2.3	-	-	-	-	-	-	-	-	-	-	-	0.8
11,000,000 won or over	10	1.3	-	-	-	-	-	-	-	-	-	-	-	0.4
Uncertainty (10 million won or over)	87	0.5	-	-	-	-	-	-	-	-	-	-	-	0.1
DK/NA	-8	0.4	-	-	-	-	-	-	-	-	-	-	-	0.1
IAP	-1	81.9	100.0	100.0	100.0	100.0	100.0	100.0	100.0	100.0	100.0	100.0	100.0	94.0
N		7276	1508	1599	1576	1535	1396	1294	1370	1051	1031	1205	1230	22071

\*\*\* Keyword: Occupation, Tax, Doctor



**Table 1642 Estimate on the income of a chairman of a large national corporation**

[Questionnaire] I would like to know what you think people in these jobs actually earn. Please write how much you think they usually earn each month before taxes. Many people are not exactly sure about this. Your best guess will be close enough. This may be difficult, but it is very important. So please try. (ASK ALL QUESTIONS ABOUT ACTUAL INCOME OF THE FOLLOWING OCCUPATIONS, THEN ASK Q.86.)... The chairman of a large national corporation?

[VAR] PAYEXEC

RESPONSE	PUNCH	03-07	2008	2009	2010	2011	2012	2013	2014	2016	2018	2021	2023	TOTAL
Less than 5,000,000 won	1	1.0	-	-	-	-	-	-	-	-	-	-	-	0.3
5,000,000 won ~ 9,990,000 won	2	3.3	-	-	-	-	-	-	-	-	-	-	-	1.1
10,000,000 won ~ 19,990,000 won	3	4.4	-	-	-	-	-	-	-	-	-	-	-	1.5
20,000,000 won ~ 49,990,000 won	4	2.1	-	-	-	-	-	-	-	-	-	-	-	0.7
50,000,000 won ~ 99,990,000 won	5	1.1	-	-	-	-	-	-	-	-	-	-	-	0.4
100,000,000 won or over	6	3.6	-	-	-	-	-	-	-	-	-	-	-	1.2
Uncertainty (10 million won or over)	87	1.8	-	-	-	-	-	-	-	-	-	-	-	0.6
DK/NA	-8	0.7	-	-	-	-	-	-	-	-	-	-	-	0.2
IAP	-1	81.9	100.0	100.0	100.0	100.0	100.0	100.0	100.0	100.0	100.0	100.0	100.0	94.0
N		7276	1508	1599	1576	1535	1396	1294	1370	1051	1031	1205	1230	22071

\*\*\* Keyword: Occupation, Tax, Large Corporations

**Table 1643 Estimate on the income of a lawyer**

[Questionnaire] I would like to know what you think people in these jobs actually earn. Please write how much you think they usually earn each month before taxes. Many people are not exactly sure about this. Your best guess will be close enough. This may be difficult, but it is very important. So please try. (ASK ALL QUESTIONS ABOUT ACTUAL INCOME OF THE FOLLOWING OCCUPATIONS, THEN ASK Q.86.)... A lawyer

[VAR] PAYLAW

RESPONSE	PUNCH	03-07	2008	2009	2010	2011	2012	2013	2014	2016	2018	2021	2023	TOTAL
Less than 5,000,000 won	1	3.6	-	-	-	-	-	-	-	-	-	-	-	1.2
5,000,000 won ~ 5,990,000 won	2	3.3	-	-	-	-	-	-	-	-	-	-	-	1.1
6,000,000 won ~ 6,990,000 won	3	1.3	-	-	-	-	-	-	-	-	-	-	-	0.4
7,000,000 won ~ 7,990,000 won	4	1.5	-	-	-	-	-	-	-	-	-	-	-	0.5
8,000,000 won ~ 8,990,000 won	5	0.9	-	-	-	-	-	-	-	-	-	-	-	0.3
9,000,000 won ~ 9,990,000 won	6	0.6	-	-	-	-	-	-	-	-	-	-	-	0.2
10,000,000 won ~ 19,990,000 won	7	3.7	-	-	-	-	-	-	-	-	-	-	-	1.2
20,000,000 won ~ 49,990,000 won	8	1.3	-	-	-	-	-	-	-	-	-	-	-	0.4
50,000,000 won or over	9	0.6	-	-	-	-	-	-	-	-	-	-	-	0.2
Uncertainty (10 million won or over)	87	0.7	-	-	-	-	-	-	-	-	-	-	-	0.2
DK/NA	-8	0.6	-	-	-	-	-	-	-	-	-	-	-	0.2
IAP	-1	81.9	100.0	100.0	100.0	100.0	100.0	100.0	100.0	100.0	100.0	100.0	100.0	94.0
N		7276	1508	1599	1576	1535	1396	1294	1370	1051	1031	1205	1230	22071

\*\*\* Keyword: Occupation, Tax, Lawyer

**Table 1644 Estimate on the income of a salesclerk in a department store**

[Questionnaire] I would like to know what you think people in these jobs actually earn. Please write how much you think they usually earn each month before taxes. Many people are not exactly sure about this. Your best guess will be close enough. This may be difficult, but it is very important. So please try. (ASK ALL QUESTIONS ABOUT ACTUAL INCOME OF THE FOLLOWING OCCUPATIONS, THEN ASK Q.86.)... A salesclerk in a department store?

[VAR] PAYSALES

RESPONSE	PUNCH	03-07	2008	2009	2010	2011	2012	2013	2014	2016	2018	2021	2023	TOTAL
Less than 1,000,000 won	1	2.6	-	-	-	-	-	-	-	-	-	-	-	0.9
1,000,000 won ~ 1,490,000 won	2	8.1	-	-	-	-	-	-	-	-	-	-	-	2.7
1,500,000 won ~ 1,990,000 won	3	4.9	-	-	-	-	-	-	-	-	-	-	-	1.6
2,000,000 won or over	4	2.2	-	-	-	-	-	-	-	-	-	-	-	0.7
DK/NA	-8	0.3	-	-	-	-	-	-	-	-	-	-	-	0.1
IAP	-1	81.9	100.0	100.0	100.0	100.0	100.0	100.0	100.0	100.0	100.0	100.0	100.0	94.0
N		7276	1508	1599	1576	1535	1396	1294	1370	1051	1031	1205	1230	22071

\*\*\* Keyword: Occupation, Tax

**Table 1645 Estimate on the income of an owner-manager of a large factory**

[Questionnaire] I would like to know what you think people in these jobs actually earn. Please write how much you think they usually earn each month before taxes. Many people are not exactly sure about this. Your best guess will be close enough. This may be difficult, but it is very important. So please try. (ASK ALL QUESTIONS ABOUT ACTUAL INCOME OF THE FOLLOWING OCCUPATIONS, THEN ASK Q.86.)... The owner-manager of a large factory?

[VAR] PAYFCTRY

RESPONSE	PUNCH	03-07	2008	2009	2010	2011	2012	2013	2014	2016	2018	2021	2023	TOTAL
Less than 3,000,000 won	1	1.0	-	-	-	-	-	-	-	-	-	-	-	0.3
3,000,000 won ~ 3,990,000 won	2	1.9	-	-	-	-	-	-	-	-	-	-	-	0.6
4,000,000 won ~ 4,990,000 won	3	1.5	-	-	-	-	-	-	-	-	-	-	-	0.5
5,000,000 won ~ 5,990,000 won	4	3.8	-	-	-	-	-	-	-	-	-	-	-	1.3
6,000,000 won ~ 6,990,000 won	5	0.9	-	-	-	-	-	-	-	-	-	-	-	0.3
7,000,000 won ~ 7,990,000 won	6	1.3	-	-	-	-	-	-	-	-	-	-	-	0.4
8,000,000 won ~ 9,990,000 won	7	1.2	-	-	-	-	-	-	-	-	-	-	-	0.4
10,000,000 won ~ 24,990,000 won	8	4.2	-	-	-	-	-	-	-	-	-	-	-	1.4
25,000,000 won ~ 49,990,000 won	9	0.6	-	-	-	-	-	-	-	-	-	-	-	0.2
5,000,000 won or over	10	0.7	-	-	-	-	-	-	-	-	-	-	-	0.2
Uncertainty (10 million won or over)	87	0.6	-	-	-	-	-	-	-	-	-	-	-	0.2
DK/NA	-8	0.5	-	-	-	-	-	-	-	-	-	-	-	0.2
IAP	-1	81.9	100.0	100.0	100.0	100.0	100.0	100.0	100.0	100.0	100.0	100.0	100.0	94.0
N		7276	1508	1599	1576	1535	1396	1294	1370	1051	1031	1205	1230	22071

\*\*\* Keyword: Occupation, Tax, Factory



**Table 1646 Estimate on the income of a Supreme Court Justice**

[Questionnaire] I would like to know what you think people in these jobs actually earn. Please write how much you think they usually earn each month before taxes. Many people are not exactly sure about this. Your best guess will be close enough. This may be difficult, but it is very important. So please try. (ASK ALL QUESTIONS ABOUT ACTUAL INCOME OF THE FOLLOWING OCCUPATIONS, THEN ASK Q.86.)... A Supreme Court Justice?

[VAR] PAYJUDGE

RESPONSE	PUNCH	03-07	2008	2009	2010	2011	2012	2013	2014	2016	2018	2021	2023	TOTAL
Less than 3,000,000 won	1	0.8	-	-	-	-	-	-	-	-	-	-	-	0.3
3,000,000 won ~ 3,990,000 won	2	2.6	-	-	-	-	-	-	-	-	-	-	-	0.9
4,000,000 won ~ 4,990,000 won	3	2.2	-	-	-	-	-	-	-	-	-	-	-	0.7
5,000,000 won ~ 5,990,000 won	4	4.5	-	-	-	-	-	-	-	-	-	-	-	1.5
6,000,000 won ~ 6,990,000 won	5	1.4	-	-	-	-	-	-	-	-	-	-	-	0.5
7,000,000 won ~ 7,990,000 won	6	1.3	-	-	-	-	-	-	-	-	-	-	-	0.4
8,000,000 won ~ 8,990,000 won	7	1.6	-	-	-	-	-	-	-	-	-	-	-	0.5
10,000,000 won ~ 24,990,000 won	8	2.3	-	-	-	-	-	-	-	-	-	-	-	0.8
25,000,000 won ~ 49,990,000 won	9	0.2	-	-	-	-	-	-	-	-	-	-	-	0.1
50,000,000 won or over	10	0.2	-	-	-	-	-	-	-	-	-	-	-	0.1
Uncertainty (10 million won or over)	87	0.3	-	-	-	-	-	-	-	-	-	-	-	0.1
DK/NA	-8	0.6	-	-	-	-	-	-	-	-	-	-	-	0.2
IAP	-1	81.9	100.0	100.0	100.0	100.0	100.0	100.0	100.0	100.0	100.0	100.0	100.0	94.0
N		7276	1508	1599	1576	1535	1396	1294	1370	1051	1031	1205	1230	22071

\*\*\* Keyword: Occupation, Tax, The Supreme Court, Justice

**Table 1647 Estimate on the income of an unskilled worker in a factory**

[Questionnaire] I would like to know what you think people in these jobs actually earn. Please write how much you think they usually earn each month before taxes. Many people are not exactly sure about this. Your best guess will be close enough. This may be difficult, but it is very important. So please try. (ASK ALL QUESTIONS ABOUT ACTUAL INCOME OF THE FOLLOWING OCCUPATIONS, THEN ASK Q.86.)... An unskilled worker in a factory?

[VAR] PAYUNSKL

RESPONSE	PUNCH	03-07	2008	2009	2010	2011	2012	2013	2014	2016	2018	2021	2023	TOTAL
Less than 500,000 won	1	0.3	-	-	-	-	-	-	-	-	-	-	-	0.1
500,000 won ~ 990,000 won	2	6.7	-	-	-	-	-	-	-	-	-	-	-	2.2
1,000,000 won ~ 1,490,000 won	3	7.1	-	-	-	-	-	-	-	-	-	-	-	2.4
1,500,000 won ~ 1,990,000 won	4	2.7	-	-	-	-	-	-	-	-	-	-	-	0.9
2,000,000 won or over	5	0.9	-	-	-	-	-	-	-	-	-	-	-	0.3
DK/NA	-8	0.4	-	-	-	-	-	-	-	-	-	-	-	0.1
IAP	-1	81.9	100.0	100.0	100.0	100.0	100.0	100.0	100.0	100.0	100.0	100.0	100.0	94.0
N		7276	1508	1599	1576	1535	1396	1294	1370	1051	1031	1205	1230	22071

\*\*\* Keyword: Occupation, Tax

**Table 1648 Estimate on the income of a member of the cabinet in the central government**

[Questionnaire] I would like to know what you think people in these jobs actually earn. Please write how much you think they usually earn each month before taxes. Many people are not exactly sure about this. Your best guess will be close enough. This may be difficult, but it is very important. So please try. (ASK ALL QUESTIONS ABOUT ACTUAL INCOME OF THE FOLLOWING OCCUPATIONS, THEN ASK Q.86.)... A member of the cabinet in the central government?

[VAR] PAYMINI

RESPONSE	PUNCH	03-07	2008	2009	2010	2011	2012	2013	2014	2016	2018	2021	2023	TOTAL
Less than 3,000,000 won	1	1.4	-	-	-	-	-	-	-	-	-	-	-	0.5
3,000,000 won ~ 3,990,000 won	2	3.1	-	-	-	-	-	-	-	-	-	-	-	1.0
4,000,000 won ~ 4,990,000 won	3	2.5	-	-	-	-	-	-	-	-	-	-	-	0.8
5,000,000 won ~ 5,990,000 won	4	4.3	-	-	-	-	-	-	-	-	-	-	-	1.4
6,000,000 won ~ 6,990,000 won	5	1.4	-	-	-	-	-	-	-	-	-	-	-	0.4
7,000,000 won ~ 7,990,000 won	6	1.3	-	-	-	-	-	-	-	-	-	-	-	0.4
8,000,000 won ~ 8,990,000 won	7	0.9	-	-	-	-	-	-	-	-	-	-	-	0.3
9,000,000 won ~ 9,990,000 won	8	0.3	-	-	-	-	-	-	-	-	-	-	-	0.1
10,000,000 won ~ 19,990,000 won	9	1.7	-	-	-	-	-	-	-	-	-	-	-	0.6
20,000,000 won or over	10	0.6	-	-	-	-	-	-	-	-	-	-	-	0.2
Uncertainty (10 million won or over)	87	0.2	-	-	-	-	-	-	-	-	-	-	-	0.1
DK/NA	-8	0.5	-	-	-	-	-	-	-	-	-	-	-	0.2
IAP	-1	81.9	100.0	100.0	100.0	100.0	100.0	100.0	100.0	100.0	100.0	100.0	100.0	94.0
N		7276	1508	1599	1576	1535	1396	1294	1370	1051	1031	1205	1230	22071

\*\*\* Keyword: Occupation, Tax, Minister

**Table 1649 Estimate on the income of the people in R's occupation**

[Questionnaire] I would like to know what you think people in these jobs actually earn. Please write how much you think they usually earn each month before taxes. Many people are not exactly sure about this. Your best guess will be close enough. This may be difficult, but it is very important. So please try. (ASK ALL QUESTIONS ABOUT ACTUAL INCOME OF THE FOLLOWING OCCUPATIONS, THEN ASK Q.86.)... People in your occupation (If not working now, please tell about your last occupation) I have never worked... ( )

[VAR] PAYROCC

RESPONSE	PUNCH	03-07	2008	2009	2010	2011	2012	2013	2014	2016	2018	2021	2023	TOTAL
Less than 1,000,000 won	1	2.5	-	-	-	-	-	-	-	-	-	-	-	0.8
1,000,000 won ~ 1,990,000 won	2	4.9	-	-	-	-	-	-	-	-	-	-	-	1.6
2,000,000 won ~ 2,990,000 won	3	3.2	-	-	-	-	-	-	-	-	-	-	-	1.1
3,000,000 won ~ 3,990,000 won	4	1.6	-	-	-	-	-	-	-	-	-	-	-	0.5
400만원~499만원	5	0.4	-	-	-	-	-	-	-	-	-	-	-	0.1
5,000,000 won or over	6	0.5	-	-	-	-	-	-	-	-	-	-	-	0.2
DK/NA	-8	1.4	-	-	-	-	-	-	-	-	-	-	-	0.5
IAP	-1	85.6	100.0	100.0	100.0	100.0	100.0	100.0	100.0	100.0	100.0	100.0	100.0	95.2
N		7276	1508	1599	1576	1535	1396	1294	1370	1051	1031	1205	1230	22071

\*\*\* Keyword: Occupation, Tax



**Table 1650 Appropriate income of a skilled worker in a factory**

[Questionnaire] Next, what do you think people in these jobs ought to be paid – how much do you think they should earn each month before taxes, regardless of what they actually get... A skilled worker in a factory earns?

[VAR] GIVSKILL

RESPONSE	PUNCH	03-07	2008	2009	2010	2011	2012	2013	2014	2016	2018	2021	2023	TOTAL
Less than 1,000,000 won	1	0.1	–	–	–	–	–	–	–	–	–	–	–	0.0
1,000,000 won ~ 1,490,000 won	2	0.9	–	–	–	–	–	–	–	–	–	–	–	0.3
1,500,000 won ~ 1,990,000 won	3	2.5	–	–	–	–	–	–	–	–	–	–	–	0.8
2,000,000 won ~ 2,490,000 won	4	5.6	–	–	–	–	–	–	–	–	–	–	–	1.8
2,500,000 won ~ 2,990,000 won	5	2.4	–	–	–	–	–	–	–	–	–	–	–	0.8
3,000,000 won ~ 3,490,000 won	6	3.9	–	–	–	–	–	–	–	–	–	–	–	1.3
3,500,000 won or over	7	2.3	–	–	–	–	–	–	–	–	–	–	–	0.8
DK/NA	-8	0.3	–	–	–	–	–	–	–	–	–	–	–	0.1
IAP	-1	81.9	100.0	100.0	100.0	100.0	100.0	100.0	100.0	100.0	100.0	100.0	100.0	94.0
N		7276	1508	1599	1576	1535	1396	1294	1370	1051	1031	1205	1230	22071

\*\*\* Keyword: Occupation, Tax

**Table 1651 Appropriate income of a doctor in general practice**

[Questionnaire] Next, what do you think people in these jobs ought to be paid – how much do you think they should earn each month before taxes, regardless of what they actually get... A doctor in general practice?

[VAR] GIVDOC

RESPONSE	PUNCH	03-07	2008	2009	2010	2011	2012	2013	2014	2016	2018	2021	2023	TOTAL
Less than 3,000,000 won	1	1.8	–	–	–	–	–	–	–	–	–	–	–	0.6
3,000,000 won ~ 3,990,000 won	2	4.1	–	–	–	–	–	–	–	–	–	–	–	1.4
4,000,000 won ~ 4,990,000 won	3	2.5	–	–	–	–	–	–	–	–	–	–	–	0.8
5,000,000 won ~ 5,990,000 won	4	4.8	–	–	–	–	–	–	–	–	–	–	–	1.6
6,000,000 won ~ 6,990,000 won	5	1.2	–	–	–	–	–	–	–	–	–	–	–	0.4
7,000,000 won ~ 7,990,000 won	6	0.8	–	–	–	–	–	–	–	–	–	–	–	0.3
8,000,000 won ~ 8,990,000 won	7	0.5	–	–	–	–	–	–	–	–	–	–	–	0.2
9,000,000 won ~ 9,990,000 won	8	0.2	–	–	–	–	–	–	–	–	–	–	–	0.1
10,000,000 won ~ 10,990,000 won	9	1.6	–	–	–	–	–	–	–	–	–	–	–	0.5
11,000,000 won or over	10	0.3	–	–	–	–	–	–	–	–	–	–	–	0.1
Uncertainty (10 million won or over)	87	0.1	–	–	–	–	–	–	–	–	–	–	–	0.0
DK/NA	-8	0.4	–	–	–	–	–	–	–	–	–	–	–	0.1
IAP	-1	81.9	100.0	100.0	100.0	100.0	100.0	100.0	100.0	100.0	100.0	100.0	100.0	94.0
N		7276	1508	1599	1576	1535	1396	1294	1370	1051	1031	1205	1230	22071

\*\*\* Keyword: Occupation, Tax, Doctor

**Table 1652 Appropriate income of a chairman of a large national corporation**

[Questionnaire] Next, what do you think people in these jobs ought to be paid – how much do you think they should earn each month before taxes, regardless of what they actually get... The chairman of a large national corporation?

[VAR] GIVXEC

RESPONSE	PUNCH	03-07	2008	2009	2010	2011	2012	2013	2014	2016	2018	2021	2023	TOTAL
Less than 5,000,000 won	1	2.2	–	–	–	–	–	–	–	–	–	–	–	0.7
5,000,000 won ~ 9,990,000 won	2	6.5	–	–	–	–	–	–	–	–	–	–	–	2.2
10,000,000 won ~ 19,990,000 won	3	4.2	–	–	–	–	–	–	–	–	–	–	–	1.4
20,000,000 won ~ 49,990,000 won	4	1.4	–	–	–	–	–	–	–	–	–	–	–	0.5
50,000,000 won ~ 99,990,000 won	5	0.9	–	–	–	–	–	–	–	–	–	–	–	0.3
100,000,000 won or over	6	1.6	–	–	–	–	–	–	–	–	–	–	–	0.5
Uncertainty (10 million won or over)	87	0.7	–	–	–	–	–	–	–	–	–	–	–	0.2
DK/NA	-8	0.6	–	–	–	–	–	–	–	–	–	–	–	0.2
IAP	-1	81.9	100.0	100.0	100.0	100.0	100.0	100.0	100.0	100.0	100.0	100.0	100.0	94.0
N		7276	1508	1599	1576	1535	1396	1294	1370	1051	1031	1205	1230	22071

\*\*\* Keyword: Occupation, Tax, Large Corporations

**Table 1653 Appropriate income of a lawyer**

[Questionnaire] Next, what do you think people in these jobs ought to be paid – how much do you think they should earn each month before taxes, regardless of what they actually get... A lawyer

[VAR] GIVLAW

RESPONSE	PUNCH	03-07	2008	2009	2010	2011	2012	2013	2014	2016	2018	2021	2023	TOTAL
Less than 5,000,000 won	1	7.0	–	–	–	–	–	–	–	–	–	–	–	2.3
5,000,000 won ~ 5,990,000 won	2	4.9	–	–	–	–	–	–	–	–	–	–	–	1.6
6,000,000 won ~ 6,990,000 won	3	1.1	–	–	–	–	–	–	–	–	–	–	–	0.4
7,000,000 won ~ 7,990,000 won	4	1.1	–	–	–	–	–	–	–	–	–	–	–	0.4
8,000,000 won ~ 8,990,000 won	5	0.7	–	–	–	–	–	–	–	–	–	–	–	0.2
9,000,000 won ~ 9,990,000 won	6	0.1	–	–	–	–	–	–	–	–	–	–	–	0.0
10,000,000 won ~ 19,990,000 won	7	2.1	–	–	–	–	–	–	–	–	–	–	–	0.7
20,000,000 won ~ 49,990,000 won	8	0.4	–	–	–	–	–	–	–	–	–	–	–	0.1
50,000,000 won or over	9	0.1	–	–	–	–	–	–	–	–	–	–	–	0.0
Uncertainty (10 million won or over)	87	0.1	–	–	–	–	–	–	–	–	–	–	–	0.0
DK/NA	-8	0.5	–	–	–	–	–	–	–	–	–	–	–	0.2
IAP	-1	81.9	100.0	100.0	100.0	100.0	100.0	100.0	100.0	100.0	100.0	100.0	100.0	94.0
N		7276	1508	1599	1576	1535	1396	1294	1370	1051	1031	1205	1230	22071

\*\*\* Keyword: Occupation, Tax, Lawyer



**Table 1654 Appropriate income of a salesclerk in a department store**

[Questionnaire] Next, what do you think people in these jobs ought to be paid – how much do you think they should earn each month before taxes, regardless of what they actually get... A salesclerk in a department store?

[VAR] GIVSALES

RESPONSE	PUNCH	03-07	2008	2009	2010	2011	2012	2013	2014	2016	2018	2021	2023	TOTAL
Less than 1,000,000 won	1	0.5	–	–	–	–	–	–	–	–	–	–	–	0.2
1,000,000 won ~ 1,490,000 won	2	4.1	–	–	–	–	–	–	–	–	–	–	–	1.3
1,500,000 won ~ 1,990,000 won	3	7.3	–	–	–	–	–	–	–	–	–	–	–	2.4
2,000,000 won or over	4	5.8	–	–	–	–	–	–	–	–	–	–	–	1.9
DK/NA	-8	0.4	–	–	–	–	–	–	–	–	–	–	–	0.1
IAP	-1	81.9	100.0	100.0	100.0	100.0	100.0	100.0	100.0	100.0	100.0	100.0	100.0	94.0
N		7276	1508	1599	1576	1535	1396	1294	1370	1051	1031	1205	1230	22071

\*\*\* Keyword: Occupation, Tax

**Table 1655 Appropriate income of an owner-manager of a large factory**

[Questionnaire] Next, what do you think people in these jobs ought to be paid – how much do you think they should earn each month before taxes, regardless of what they actually get... The owner-manager of a large factory?

[VAR] GIVFCTRY

[VAR] GIVFCTRY

RESPONSE	PUNCH	03-07	2008	2009	2010	2011	2012	2013	2014	2016	2018	2021	2023	TOTAL
Less than 3,000,000 won	1	1.1	–	–	–	–	–	–	–	–	–	–	–	0.4
3,000,000 won ~ 3,990,000 won	2	2.3	–	–	–	–	–	–	–	–	–	–	–	0.8
4,000,000 won ~ 4,990,000 won	3	2.2	–	–	–	–	–	–	–	–	–	–	–	0.7
5,000,000 won ~ 5,990,000 won	4	4.5	–	–	–	–	–	–	–	–	–	–	–	1.5
6,000,000 won ~ 6,990,000 won	5	1.0	–	–	–	–	–	–	–	–	–	–	–	0.3
7,000,000 won ~ 7,990,000 won	6	1.1	–	–	–	–	–	–	–	–	–	–	–	0.4
8,000,000 won ~ 9,990,000 won	7	0.0	–	–	–	–	–	–	–	–	–	–	–	0.0
10,000,000 won ~ 24,990,000 won	8	0.9	–	–	–	–	–	–	–	–	–	–	–	0.3
25,000,000 won ~ 49,990,000 won	9	3.6	–	–	–	–	–	–	–	–	–	–	–	1.2
50,000,000 won or over	10	0.4	–	–	–	–	–	–	–	–	–	–	–	0.1
Uncertainty (10 million won or over)	87	0.3	–	–	–	–	–	–	–	–	–	–	–	0.1
DK/NA	-8	0.2	–	–	–	–	–	–	–	–	–	–	–	0.1
IAP	-1	0.5	–	–	–	–	–	–	–	–	–	–	–	0.2
N		81.9	100.0	100.0	100.0	100.0	100.0	100.0	100.0	100.0	100.0	100.0	100.0	94.0

\*\*\* Keyword: Occupation, Tax, Factory

**Table 1656 Appropriate income of a Supreme Court Justice**

[Questionnaire] Next, what do you think people in these jobs ought to be paid – how much do you think they should earn each month before taxes, regardless of what they actually get... A Supreme Court Justice?

[VAR] GIVJUDGE

RESPONSE	PUNCH	03-07	2008	2009	2010	2011	2012	2013	2014	2016	2018	2021	2023	TOTAL
Less than 3,000,000 won	1	1.2	–	–	–	–	–	–	–	–	–	–	–	0.4
3,000,000 won ~ 3,990,000 won	2	3.5	–	–	–	–	–	–	–	–	–	–	–	1.2
4,000,000 won ~ 4,990,000 won	3	2.5	–	–	–	–	–	–	–	–	–	–	–	0.8
5,000,000 won ~ 5,990,000 won	4	5.0	–	–	–	–	–	–	–	–	–	–	–	1.7
6,000,000 won ~ 6,990,000 won	5	1.3	–	–	–	–	–	–	–	–	–	–	–	0.4
7,000,000 won ~ 7,990,000 won	6	1.2	–	–	–	–	–	–	–	–	–	–	–	0.4
8,000,000 won ~ 8,990,000 won	7	0.8	–	–	–	–	–	–	–	–	–	–	–	0.3
9,000,000 won ~ 9,990,000 won	8	0.2	–	–	–	–	–	–	–	–	–	–	–	0.1
10,000,000 won ~ 44,990,000 won	9	1.6	–	–	–	–	–	–	–	–	–	–	–	0.5
45,000,000 won or over	10	0.1	–	–	–	–	–	–	–	–	–	–	–	0.0
Uncertainty (10 million won or over)	87	0.0	–	–	–	–	–	–	–	–	–	–	–	0.0
DK/NA	-8	0.6	–	–	–	–	–	–	–	–	–	–	–	0.2
IAP	-1	81.9	100.0	100.0	100.0	100.0	100.0	100.0	100.0	100.0	100.0	100.0	100.0	94.0
N		7276	1508	1599	1576	1535	1396	1294	1370	1051	1031	1205	1230	22071

\*\*\* Keyword: Occupation, Tax, The Supreme Court, Justice

**Table 1657 Appropriate income of an unskilled worker in a factory**

[Questionnaire] Next, what do you think people in these jobs ought to be paid – how much do you think they should earn each month before taxes, regardless of what they actually get... An unskilled worker in a factory?

[VAR] GIVUNSKL

RESPONSE	PUNCH	03-07	2008	2009	2010	2011	2012	2013	2014	2016	2018	2021	2023	TOTAL
Less than 500,000 won	1	0.0	–	–	–	–	–	–	–	–	–	–	–	0.0
500,000 won ~ 990,000 won	2	1.6	–	–	–	–	–	–	–	–	–	–	–	0.5
1,000,000 won ~ 1,490,000 won	3	6.9	–	–	–	–	–	–	–	–	–	–	–	2.3
1,500,000 won ~ 1,990,000 won	4	6.0	–	–	–	–	–	–	–	–	–	–	–	2.0
2,000,000 won or over	5	3.2	–	–	–	–	–	–	–	–	–	–	–	1.1
DK/NA	-8	0.4	–	–	–	–	–	–	–	–	–	–	–	0.1
IAP	-1	81.9	100.0	100.0	100.0	100.0	100.0	100.0	100.0	100.0	100.0	100.0	100.0	94.0
N		7276	1508	1599	1576	1535	1396	1294	1370	1051	1031	1205	1230	22071

\*\*\* Keyword: Occupation, Tax



**Table 1658 Appropriate income of a member of the cabinet in the central government**

[Questionnaire] Next, what do you think people in these jobs ought to be paid – how much do you think they should earn each month before taxes, regardless of what they actually get... A member of the cabinet in the central government?

[VAR] GIVMINI

RESPONSE	PUNCH	03-07	2008	2009	2010	2011	2012	2013	2014	2016	2018	2021	2023	TOTAL
Less than 3,000,000 won	1	2.5	–	–	–	–	–	–	–	–	–	–	–	0.8
3,000,000 won ~ 3,990,000 won	2	4.4	–	–	–	–	–	–	–	–	–	–	–	1.4
4,000,000 won ~ 4,990,000 won	3	2.6	–	–	–	–	–	–	–	–	–	–	–	0.8
5,000,000 won ~ 5,990,000 won	4	4.2	–	–	–	–	–	–	–	–	–	–	–	1.4
6,000,000 won ~ 6,990,000 won	5	1.1	–	–	–	–	–	–	–	–	–	–	–	0.4
7,000,000 won ~ 7,990,000 won	6	0.8	–	–	–	–	–	–	–	–	–	–	–	0.3
8,000,000 won ~ 8,990,000 won	7	0.6	–	–	–	–	–	–	–	–	–	–	–	0.2
9,000,000 won ~ 9,990,000 won	8	0.1	–	–	–	–	–	–	–	–	–	–	–	0.0
10,000,000 won ~ 19,990,000 won	9	0.9	–	–	–	–	–	–	–	–	–	–	–	0.3
20,000,000 won or over	10	0.3	–	–	–	–	–	–	–	–	–	–	–	0.1
Uncertainty (10 million won or over)	87	0.0	–	–	–	–	–	–	–	–	–	–	–	0.0
DK/NA	-8	0.5	–	–	–	–	–	–	–	–	–	–	–	0.2
IAP	-1	81.9	100.0	100.0	100.0	100.0	100.0	100.0	100.0	100.0	100.0	100.0	100.0	94.0
N		7276	1508	1599	1576	1535	1396	1294	1370	1051	1031	1205	1230	22071

\*\*\* Keyword: Occupation, Tax

**Table 1659 Appropriate income of the people in R's occupation**

[Questionnaire] Next, what do you think people in these jobs ought to be paid – how much do you think they should earn each month before taxes, regardless of what they actually get... People in your occupation (If not working now, please tell about your last occupation) I have never worked... ( )

[VAR] GIVROCC

RESPONSE	PUNCH	03-07	2008	2009	2010	2011	2012	2013	2014	2016	2018	2021	2023	TOTAL
Less than 100,000 won	1	0.9	–	–	–	–	–	–	–	–	–	–	–	0.3
1,000,000 won ~ 1,990,000 won	2	4.2	–	–	–	–	–	–	–	–	–	–	–	1.4
2,000,000 won ~ 2,990,000 won	3	4.1	–	–	–	–	–	–	–	–	–	–	–	1.3
3,000,000 won ~ 3,990,000 won	4	2.3	–	–	–	–	–	–	–	–	–	–	–	0.8
4,000,000 won ~ 4,990,000 won	5	0.6	–	–	–	–	–	–	–	–	–	–	–	0.2
5,000,000 won or over	6	0.8	–	–	–	–	–	–	–	–	–	–	–	0.3
DK/NA	-8	1.5	–	–	–	–	–	–	–	–	–	–	–	0.5
IAP	-1	85.6	100.0	100.0	100.0	100.0	100.0	100.0	100.0	100.0	100.0	100.0	100.0	95.2
N		7276	1508	1599	1576	1535	1396	1294	1370	1051	1031	1205	1230	22071

\*\*\* Keyword: Occupation, Tax

**Table 1660 R's satisfaction for the current job**

[Questionnaire] (IF EMPLOYED) Please indicate the extent to which you agree or disagree with each of the following statements about your jobs in the workplace... I feel fairly well satisfied with my job.

[VAR] JOBSATI

RESPONSE	PUNCH	03-07	2008	2009	2010	2011	2012	2013	2014	2016	2018	2021	2023	TOTAL
Strongly agree	1	1.1	–	–	–	–	–	–	–	–	–	–	–	0.4
Agree	2	2.4	–	–	–	–	–	–	–	–	–	–	–	0.8
Neither agree nor disagree	3	1.8	–	–	–	–	–	–	–	–	–	–	–	0.6
Disagree	4	0.7	–	–	–	–	–	–	–	–	–	–	–	0.2
Strongly disagree	5	0.3	–	–	–	–	–	–	–	–	–	–	–	0.1
DK/NA	-8	0.1	–	–	–	–	–	–	–	–	–	–	–	0.0
IAP	-1	93.7	100.0	100.0	100.0	100.0	100.0	100.0	100.0	100.0	100.0	100.0	100.0	97.9
N		7276	1508	1599	1576	1535	1396	1294	1370	1051	1031	1205	1230	22071

\*\*\* Keyword: Workplace, Work, Satisfaction

**Table 1661 Enjoyment in the job**

[Questionnaire] (IF EMPLOYED) Please indicate the extent to which you agree or disagree with each of the following statements about your jobs in the workplace... I find enjoyment in my job.

[VAR] JOBSAT2

RESPONSE	PUNCH	03-07	2008	2009	2010	2011	2012	2013	2014	2016	2018	2021	2023	TOTAL
Strongly agree	1	1.0	–	–	–	–	–	–	–	–	–	–	–	0.3
Agree	2	2.1	–	–	–	–	–	–	–	–	–	–	–	0.7
Neither agree nor disagree	3	2.0	–	–	–	–	–	–	–	–	–	–	–	0.7
Disagree	4	0.8	–	–	–	–	–	–	–	–	–	–	–	0.3
Strongly disagree	5	0.3	–	–	–	–	–	–	–	–	–	–	–	0.1
DK/NA	-8	0.1	–	–	–	–	–	–	–	–	–	–	–	0.0
IAP	-1	93.7	100.0	100.0	100.0	100.0	100.0	100.0	100.0	100.0	100.0	100.0	100.0	97.9
N		7276	1508	1599	1576	1535	1396	1294	1370	1051	1031	1205	1230	22071

\*\*\* Keyword: Workplace, Work, Enjoyment

**Table 1662 Being enthusiastic about the job**

[Questionnaire] (IF EMPLOYED) Please indicate the extent to which you agree or disagree with each of the following statements about your jobs in the workplace... Most days, I am enthusiastic about my job.

[VAR] JOBSAT3

RESPONSE	PUNCH	03-07	2008	2009	2010	2011	2012	2013	2014	2016	2018	2021	2023	TOTAL
Strongly agree	1	1.4	–	–	–	–	–	–	–	–	–	–	–	0.5
Agree	2	2.1	–	–	–	–	–	–	–	–	–	–	–	0.7
Neither agree nor disagree	3	2.0	–	–	–	–	–	–	–	–	–	–	–	0.7
Disagree	4	0.5	–	–	–	–	–	–	–	–	–	–	–	0.2
Strongly disagree	5	0.2	–	–	–	–	–	–	–	–	–	–	–	0.1
DK/NA	-8	0.1	–	–	–	–	–	–	–	–	–	–	–	0.0
IAP	-1	93.7	100.0	100.0	100.0	100.0	100.0	100.0	100.0	100.0	100.0	100.0	100.0	97.9
N		7276	1508	1599	1576	1535	1396	1294	1370	1051	1031	1205	1230	22071

\*\*\* Keyword: Workplace, Work



**Table 1663 Willingness to work harder than one has to in order to help the organization (2004)**

[Questionnaire] (IF EMPLOYED) Please indicate the extent to which you agree or disagree with each of the following statements about your jobs in the workplace... I am willing to work harder than I have to in order to help the organization I work for succeed.

[VAR] HLPORG04

RESPONSE	PUNCH	03-07	2008	2009	2010	2011	2012	2013	2014	2016	2018	2021	2023	TOTAL
Strongly agree	1	1.5	-	-	-	-	-	-	-	-	-	-	-	0.5
Agree	2	2.3	-	-	-	-	-	-	-	-	-	-	-	0.8
Neither agree nor disagree	3	1.6	-	-	-	-	-	-	-	-	-	-	-	0.5
Disagree	4	0.6	-	-	-	-	-	-	-	-	-	-	-	0.2
Strongly disagree	5	0.3	-	-	-	-	-	-	-	-	-	-	-	0.1
DK/NA	-8	0.1	-	-	-	-	-	-	-	-	-	-	-	0.0
IAP	-1	93.7	100.0	100.0	100.0	100.0	100.0	100.0	100.0	100.0	100.0	100.0	100.0	97.9
N		7276	1508	1599	1576	1535	1396	1294	1370	1051	1031	1205	1230	22071

\*\*\* Keyword: Workplace, Job

**Table 1664 Pride of working for this organization (2004)**

[Questionnaire] (IF EMPLOYED) Please indicate the extent to which you agree or disagree with each of the following statements about your jobs in the workplace... I am proud to be working for this organization.

[VAR] PRDWK04

RESPONSE	PUNCH	03-07	2008	2009	2010	2011	2012	2013	2014	2016	2018	2021	2023	TOTAL
Strongly agree	1	1.0	-	-	-	-	-	-	-	-	-	-	-	0.3
Agree	2	1.8	-	-	-	-	-	-	-	-	-	-	-	0.6
Neither agree nor disagree	3	2.3	-	-	-	-	-	-	-	-	-	-	-	0.7
Disagree	4	0.7	-	-	-	-	-	-	-	-	-	-	-	0.2
Strongly disagree	5	0.5	-	-	-	-	-	-	-	-	-	-	-	0.2
DK/NA	-8	0.1	-	-	-	-	-	-	-	-	-	-	-	0.0
IAP	-1	93.7	100.0	100.0	100.0	100.0	100.0	100.0	100.0	100.0	100.0	100.0	100.0	97.9
N		7276	1508	1599	1576	1535	1396	1294	1370	1051	1031	1205	1230	22071

\*\*\* Keyword: Workplace

**Table 1665 Willingness to turn down other job offers even when the pay is higher (2004)**

[Questionnaire] (IF EMPLOYED) Please indicate the extent to which you agree or disagree with each of the following statements about your jobs in the workplace... I would turn down another job that I was offered quite a bit more pay in order to stay with this organization.

[VAR] BSTWK04

RESPONSE	PUNCH	03-07	2008	2009	2010	2011	2012	2013	2014	2016	2018	2021	2023	TOTAL
Strongly agree	1	0.9	-	-	-	-	-	-	-	-	-	-	-	0.3
Agree	2	1.1	-	-	-	-	-	-	-	-	-	-	-	0.4
Neither agree nor disagree	3	1.0	-	-	-	-	-	-	-	-	-	-	-	0.3
Disagree	4	1.5	-	-	-	-	-	-	-	-	-	-	-	0.5
Strongly disagree	5	1.7	-	-	-	-	-	-	-	-	-	-	-	0.6
DK/NA	-8	0.2	-	-	-	-	-	-	-	-	-	-	-	0.1
IAP	-1	93.7	100.0	100.0	100.0	100.0	100.0	100.0	100.0	100.0	100.0	100.0	100.0	97.9
N		7276	1508	1599	1576	1535	1396	1294	1370	1051	1031	1205	1230	22071

\*\*\* Keyword: Workplace, Money

**Table 1666 Ability to use the past work experience and job skills**

[Questionnaire] (IF EMPLOYED) Please indicate the extent to which you agree or disagree with each of the following statements about your jobs in the workplace... I can make use of my past work experience and/or job skills in this organization.

[VAR] SKILUSE

RESPONSE	PUNCH	03-07	2008	2009	2010	2011	2012	2013	2014	2016	2018	2021	2023	TOTAL
Strongly agree	1	1.5	-	-	-	-	-	-	-	-	-	-	-	0.5
Agree	2	1.9	-	-	-	-	-	-	-	-	-	-	-	0.6
Neither agree nor disagree	3	1.5	-	-	-	-	-	-	-	-	-	-	-	0.5
Disagree	4	0.8	-	-	-	-	-	-	-	-	-	-	-	0.3
Strongly disagree	5	0.6	-	-	-	-	-	-	-	-	-	-	-	0.2
DK/NA	-8	0.1	-	-	-	-	-	-	-	-	-	-	-	0.0
IAP	-1	93.7	100.0	100.0	100.0	100.0	100.0	100.0	100.0	100.0	100.0	100.0	100.0	97.9
N		7276	1508	1599	1576	1535	1396	1294	1370	1051	1031	1205	1230	22071

\*\*\* Keyword: Workplace

**Table 1667 Availability of an acceptable job**

[Questionnaire] (IF EMPLOYED) Please indicate the extent to which you agree or disagree with each of the following statements about your jobs in the workplace... If I was to look actively, I can easily find an acceptable job.

[VAR] FNDNEWJB

RESPONSE	PUNCH	03-07	2008	2009	2010	2011	2012	2013	2014	2016	2018	2021	2023	TOTAL
Strongly agree	1	0.9	-	-	-	-	-	-	-	-	-	-	-	0.3
Agree	2	2.3	-	-	-	-	-	-	-	-	-	-	-	0.7
Neither agree nor disagree	3	1.5	-	-	-	-	-	-	-	-	-	-	-	0.5
Disagree	4	1.1	-	-	-	-	-	-	-	-	-	-	-	0.4
Strongly disagree	5	0.4	-	-	-	-	-	-	-	-	-	-	-	0.1
DK/NA	-8	0.2	-	-	-	-	-	-	-	-	-	-	-	0.1
IAP	-1	93.7	100.0	100.0	100.0	100.0	100.0	100.0	100.0	100.0	100.0	100.0	100.0	97.9
N		7276	1508	1599	1576	1535	1396	1294	1370	1051	1031	1205	1230	22071

\*\*\* Keyword: Workplace



**Table 1668 R's organization holds the practice of beginning at the bottom and working up**

[Questionnaire] (IF EMPLOYED) Please indicate the extent to which you agree or disagree with each of the following statements about your jobs in the workplace... The practice of beginning at the bottom and working up is widespread in this organization.

[VAR] ILM

RESPONSE	PUNCH	03-07	2008	2009	2010	2011	2012	2013	2014	2016	2018	2021	2023	TOTAL
Strongly agree	1	1.1	-	-	-	-	-	-	-	-	-	-	-	0.4
Agree	2	1.4	-	-	-	-	-	-	-	-	-	-	-	0.5
Neither agree nor disagree	3	1.1	-	-	-	-	-	-	-	-	-	-	-	0.4
Disagree	4	1.0	-	-	-	-	-	-	-	-	-	-	-	0.3
Strongly disagree	5	1.3	-	-	-	-	-	-	-	-	-	-	-	0.4
DK/NA	-8	0.4	-	-	-	-	-	-	-	-	-	-	-	0.1
IAP	-1	93.7	100.0	100.0	100.0	100.0	100.0	100.0	100.0	100.0	100.0	100.0	100.0	97.9
N		7276	1508	1599	1576	1535	1396	1294	1370	1051	1031	1205	1230	22071

\*\*\* Keyword: Workplace

**Table 1669 Being able to decide when to start and finish the work**

[Questionnaire] (IF EMPLOYED) Please indicate the extent to which you agree or disagree with each of the following statements about your jobs in the workplace... I can decide the time I start and finish work in this organization.

[VAR] AUTO2

RESPONSE	PUNCH	03-07	2008	2009	2010	2011	2012	2013	2014	2016	2018	2021	2023	TOTAL
Strongly agree	1	0.7	-	-	-	-	-	-	-	-	-	-	-	0.2
Agree	2	1.1	-	-	-	-	-	-	-	-	-	-	-	0.4
Neither agree nor disagree	3	0.7	-	-	-	-	-	-	-	-	-	-	-	0.2
Disagree	4	1.6	-	-	-	-	-	-	-	-	-	-	-	0.5
Strongly disagree	5	2.1	-	-	-	-	-	-	-	-	-	-	-	0.7
DK/NA	-8	0.1	-	-	-	-	-	-	-	-	-	-	-	0.0
IAP	-1	93.7	100.0	100.0	100.0	100.0	100.0	100.0	100.0	100.0	100.0	100.0	100.0	97.9
N		7276	1508	1599	1576	1535	1396	1294	1370	1051	1031	1205	1230	22071

\*\*\* Keyword: Workplace, Job, Decision

**Table 1670 Likelihood of finding a job in another organization within the next 12 months**

[Questionnaire] (IF EMPLOYED) Please indicate the extent to which you agree or disagree with each of the following statements about your jobs in the workplace... I am likely to try to find a job with another organization within the next 12 months.

[VAR] TURNINT

RESPONSE	PUNCH	03-07	2008	2009	2010	2011	2012	2013	2014	2016	2018	2021	2023	TOTAL
Strongly agree	1	0.5	-	-	-	-	-	-	-	-	-	-	-	0.2
Agree	2	0.8	-	-	-	-	-	-	-	-	-	-	-	0.2
Neither agree nor disagree	3	0.8	-	-	-	-	-	-	-	-	-	-	-	0.3
Disagree	4	1.4	-	-	-	-	-	-	-	-	-	-	-	0.5
Strongly disagree	5	2.4	-	-	-	-	-	-	-	-	-	-	-	0.8
DK/NA	-8	0.4	-	-	-	-	-	-	-	-	-	-	-	0.1
IAP	-1	93.7	100.0	100.0	100.0	100.0	100.0	100.0	100.0	100.0	100.0	100.0	100.0	97.9
N		7276	1508	1599	1576	1535	1396	1294	1370	1051	1031	1205	1230	22071

\*\*\* Keyword: Workplace

**Table 1671 Job preference: part-time or full-time**

[Questionnaire] Suppose you were working and could choose between different kinds of jobs. Which of the following would you personally choose?... I would choose

[VAR] FULLPART

RESPONSE	PUNCH	03-07	2008	2009	2010	2011	2012	2013	2014	2016	2018	2021	2023	TOTAL
A full-time job	1	13.0	-	-	-	-	-	-	-	-	-	-	-	4.3
A part-time job	2	4.6	-	-	-	-	-	-	-	-	-	-	-	1.5
DK/NA	-8	0.5	-	-	-	-	-	-	-	-	-	-	-	0.1
IAP	-1	81.9	100.0	100.0	100.0	100.0	100.0	100.0	100.0	100.0	100.0	100.0	100.0	94.0
N		7276	1508	1599	1576	1535	1396	1294	1370	1051	1031	1205	1230	22071

\*\*\* Keyword: Part-time Employment, Employment

**Table 1672 Availability of an acceptable job**

[Questionnaire] If you were looking actively, how easy or difficult do you think it would be for you to find an acceptable job?

[VAR] FINDJOB

RESPONSE	PUNCH	03-07	2008	2009	2010	2011	2012	2013	2014	2016	2018	2021	2023	TOTAL
Very easy	1	1.0	-	-	-	-	-	-	-	-	-	-	-	0.3
Fairly easy	2	2.2	-	-	-	-	-	-	-	-	-	-	-	0.7
Neither easy nor difficult	3	2.2	-	-	-	-	-	-	-	-	-	-	-	0.7
Fairly difficult	4	7.1	-	-	-	-	-	-	-	-	-	-	-	2.3
Very difficult	5	5.3	-	-	-	-	-	-	-	-	-	-	-	1.7
DK/NA	-8	0.2	-	-	-	-	-	-	-	-	-	-	-	0.1
IAP	-1	81.9	100.0	100.0	100.0	100.0	100.0	100.0	100.0	100.0	100.0	100.0	100.0	94.0
N		7276	1508	1599	1576	1535	1396	1294	1370	1051	1031	1205	1230	22071

\*\*\* Keyword: Job, Looking For A Job



**Table 1673 Working conditions: job stability**

[Questionnaire] For each of these statements about your (main) job, please check one number to show how much you agree or disagree that it applies to your job... My job is secure.

[VAR] ATTJB103

RESPONSE	PUNCH	03-07	2008	2009	2010	2011	2012	2013	2014	2016	2018	2021	2023	TOTAL
Strongly agree	1	1.2	-	-	-	-	-	-	-	-	-	-	-	0.4
Agree	2	2.0	-	-	-	-	-	-	-	-	-	-	-	0.7
Neither agree nor disagree	3	1.3	-	-	-	-	-	-	-	-	-	-	-	0.4
Disagree	4	1.1	-	-	-	-	-	-	-	-	-	-	-	0.3
Strongly disagree	5	0.4	-	-	-	-	-	-	-	-	-	-	-	0.1
DK/NA	-8	0.2	-	-	-	-	-	-	-	-	-	-	-	0.1
IAP	-1	93.8	100.0	100.0	100.0	100.0	100.0	100.0	100.0	100.0	100.0	100.0	100.0	98.0
N		7276	1508	1599	1576	1535	1396	1294	1370	1051	1031	1205	1230	22071

\*\*\* Keyword: Workplace

**Table 1674 R's job security**

[Questionnaire] (IF EMPLOYED) Please indicate the extent to which you agree or disagree with each of the following statements about your jobs in the workplace... My job is secure.

[VAR] ATTJB104

RESPONSE	PUNCH	03-07	2008	2009	2010	2011	2012	2013	2014	2016	2018	2021	2023	TOTAL
Strongly agree	1	1.3	-	-	-	-	-	-	-	-	-	-	-	0.4
Agree	2	2.0	-	-	-	-	-	-	-	-	-	-	-	0.7
Neither agree nor disagree	3	1.3	-	-	-	-	-	-	-	-	-	-	-	0.4
Disagree	4	1.2	-	-	-	-	-	-	-	-	-	-	-	0.4
Strongly disagree	5	0.4	-	-	-	-	-	-	-	-	-	-	-	0.1
DK/NA	-8	0.1	-	-	-	-	-	-	-	-	-	-	-	0.0
IAP	-1	93.7	100.0	100.0	100.0	100.0	100.0	100.0	100.0	100.0	100.0	100.0	100.0	97.9
N		7276	1508	1599	1576	1535	1396	1294	1370	1051	1031	1205	1230	22071

\*\*\* Keyword: Workplace, Job

**Table 1675 Working conditions: high income**

[Questionnaire] For each of these statements about your (main) job, please check one number to show how much you agree or disagree that it applies to your job... My income is high.

[VAR] ATTJB203

RESPONSE	PUNCH	03-07	2008	2009	2010	2011	2012	2013	2014	2016	2018	2021	2023	TOTAL
Strongly agree	1	0.2	-	-	-	-	-	-	-	-	-	-	-	0.1
Agree	2	0.9	-	-	-	-	-	-	-	-	-	-	-	0.3
Neither agree nor disagree	3	2.6	-	-	-	-	-	-	-	-	-	-	-	0.9
Disagree	4	1.9	-	-	-	-	-	-	-	-	-	-	-	0.6
Strongly disagree	5	0.5	-	-	-	-	-	-	-	-	-	-	-	0.2
DK/NA	-8	0.2	-	-	-	-	-	-	-	-	-	-	-	0.1
IAP	-1	93.8	100.0	100.0	100.0	100.0	100.0	100.0	100.0	100.0	100.0	100.0	100.0	98.0
N		7276	1508	1599	1576	1535	1396	1294	1370	1051	1031	1205	1230	22071

\*\*\* Keyword: Workplace

**Table 1676 Working conditions: high opportunities for advancement**

[Questionnaire] (IF EMPLOYED) Please indicate the extent to which you agree or disagree with each of the following statements about your jobs in the workplace... My opportunities for advancement are high in this organization...

[VAR] ATTJOB3

RESPONSE	PUNCH	03-07	2008	2009	2010	2011	2012	2013	2014	2016	2018	2021	2023	TOTAL
Strongly agree	1	0.5	-	-	-	-	-	-	-	-	-	-	-	0.2
Agree	2	1.4	-	-	-	-	-	-	-	-	-	-	-	0.5
Neither agree nor disagree	3	2.9	-	-	-	-	-	-	-	-	-	-	-	1.0
Disagree	4	3.6	-	-	-	-	-	-	-	-	-	-	-	1.2
Strongly disagree	5	3.4	-	-	-	-	-	-	-	-	-	-	-	1.1
DK/NA	-8	0.7	-	-	-	-	-	-	-	-	-	-	-	0.2
IAP	-1	87.5	100.0	100.0	100.0	100.0	100.0	100.0	100.0	100.0	100.0	100.0	100.0	95.9
N		7276	1508	1599	1576	1535	1396	1294	1370	1051	1031	1205	1230	22071

\*\* 2004 Questionnaire: (IF EMPLOYED) Please indicate the extent to which you agree or disagree with each of the following statements about your jobs in the workplace... My opportunities for advancement are high in this organization.

\*\*\* Keyword: Workplace, Promotion

**Table 1677 Working conditions: interesting jobs**

[Questionnaire] For each of these statements about your (main) job, please check one number to show how much you agree or disagree that it applies to your job... My job is interesting.

[VAR] ATTJB403

RESPONSE	PUNCH	03-07	2008	2009	2010	2011	2012	2013	2014	2016	2018	2021	2023	TOTAL
Strongly agree	1	0.7	-	-	-	-	-	-	-	-	-	-	-	0.2
Agree	2	2.1	-	-	-	-	-	-	-	-	-	-	-	0.7
Neither agree nor disagree	3	1.8	-	-	-	-	-	-	-	-	-	-	-	0.6
Disagree	4	1.1	-	-	-	-	-	-	-	-	-	-	-	0.4
Strongly disagree	5	0.4	-	-	-	-	-	-	-	-	-	-	-	0.1
DK/NA	-8	0.2	-	-	-	-	-	-	-	-	-	-	-	0.1
IAP	-1	93.8	100.0	100.0	100.0	100.0	100.0	100.0	100.0	100.0	100.0	100.0	100.0	98.0
N		7276	1508	1599	1576	1535	1396	1294	1370	1051	1031	1205	1230	22071

\*\*\* Keyword: Job, Workplace



**Table 1678 Working conditions: working independently**

[Questionnaire] (IF EMPLOYED) Please indicate the extent to which you agree or disagree with each of the following statements about your jobs in the workplace... I can work independently in this organization.

[VAR] ATTJOB5

RESPONSE	PUNCH	03-07	2008	2009	2010	2011	2012	2013	2014	2016	2018	2021	2023	TOTAL
Strongly agree	1	2.0	-	-	-	-	-	-	-	-	-	-	-	0.6
Agree	2	3.8	-	-	-	-	-	-	-	-	-	-	-	1.3
Neither agree nor disagree	3	2.5	-	-	-	-	-	-	-	-	-	-	-	0.8
Disagree	4	2.6	-	-	-	-	-	-	-	-	-	-	-	0.8
Strongly disagree	5	1.4	-	-	-	-	-	-	-	-	-	-	-	0.5
DK/NA	-8	0.3	-	-	-	-	-	-	-	-	-	-	-	0.1
IAP	-1	87.5	100.0	100.0	100.0	100.0	100.0	100.0	100.0	100.0	100.0	100.0	100.0	95.9
N		7276	1508	1599	1576	1535	1396	1294	1370	1051	1031	1205	1230	22071

\*\*\* Keyword: Workplace

**Table 1679 Working conditions: helping others**

[Questionnaire] For each of these statements about your (main) job, please check one number to show how much you agree or disagree that it applies to your job... In my job, I can help other people.

[VAR] ATTJB603

RESPONSE	PUNCH	03-07	2008	2009	2010	2011	2012	2013	2014	2016	2018	2021	2023	TOTAL
Strongly agree	1	1.1	-	-	-	-	-	-	-	-	-	-	-	0.4
Agree	2	2.4	-	-	-	-	-	-	-	-	-	-	-	0.8
Neither agree nor disagree	3	1.7	-	-	-	-	-	-	-	-	-	-	-	0.6
Disagree	4	0.7	-	-	-	-	-	-	-	-	-	-	-	0.2
Strongly disagree	5	0.1	-	-	-	-	-	-	-	-	-	-	-	0.0
DK/NA	-8	0.2	-	-	-	-	-	-	-	-	-	-	-	0.1
IAP	-1	93.8	100.0	100.0	100.0	100.0	100.0	100.0	100.0	100.0	100.0	100.0	100.0	98.0
N		7276	1508	1599	1576	1535	1396	1294	1370	1051	1031	1205	1230	22071

\*\*\* Keyword: Workplace, Job

**Table 1680 Working conditions: being useful to the society**

[Questionnaire] For each of these statements about your (main) job, please check one number to show how much you agree or disagree that it applies to your job... My job is useful to society.

[VAR] ATTJB703

RESPONSE	PUNCH	03-07	2008	2009	2010	2011	2012	2013	2014	2016	2018	2021	2023	TOTAL
Strongly agree	1	1.0	-	-	-	-	-	-	-	-	-	-	-	0.3
Agree	2	1.8	-	-	-	-	-	-	-	-	-	-	-	0.6
Neither agree nor disagree	3	2.1	-	-	-	-	-	-	-	-	-	-	-	0.7
Disagree	4	0.8	-	-	-	-	-	-	-	-	-	-	-	0.3
Strongly disagree	5	0.2	-	-	-	-	-	-	-	-	-	-	-	0.1
DK/NA	-8	0.2	-	-	-	-	-	-	-	-	-	-	-	0.1
IAP	-1	93.8	100.0	100.0	100.0	100.0	100.0	100.0	100.0	100.0	100.0	100.0	100.0	98.0
N		7276	1508	1599	1576	1535	1396	1294	1370	1051	1031	1205	1230	22071

\*\*\* Keyword: Workplace, Job

**Table 1681 Job satisfaction**

[Questionnaire] How satisfied are you in your (main) job?

[VAR] JOBSAT

RESPONSE	PUNCH	03-07	2008	2009	2010	2011	2012	2013	2014	2016	2018	2021	2023	TOTAL
Completely satisfied	1	0.3	-	-	-	-	-	-	-	-	-	-	-	0.1
Very satisfied	2	0.5	-	-	-	-	-	-	-	-	-	-	-	0.2
Fairly satisfied	3	2.9	-	-	-	-	-	-	-	-	-	-	-	1.0
Neither satisfied nor dissatisfied	4	1.2	-	-	-	-	-	-	-	-	-	-	-	0.4
Fairly dissatisfied	5	0.9	-	-	-	-	-	-	-	-	-	-	-	0.3
Very dissatisfied	6	0.1	-	-	-	-	-	-	-	-	-	-	-	0.0
Completely dissatisfied	7	0.0	-	-	-	-	-	-	-	-	-	-	-	0.0
DK/NA	-8	0.2	-	-	-	-	-	-	-	-	-	-	-	0.1
IAP	-1	93.8	100.0	100.0	100.0	100.0	100.0	100.0	100.0	100.0	100.0	100.0	100.0	98.0
N		7276	1508	1599	1576	1535	1396	1294	1370	1051	1031	1205	1230	22071

\*\*\* Keyword: Workplace, Job, Satisfaction

**Table 1682 Willingness of having a career in this occupation**

[Questionnaire] To what extent do you agree or disagree with each of the following statements about your occupation?...

I definitely want a career for myself in this occupation.

[VAR] OCCCOM1

RESPONSE	PUNCH	03-07	2008	2009	2010	2011	2012	2013	2014	2016	2018	2021	2023	TOTAL
Strongly agree	1	4.2	-	7.6	-	-	-	-	-	-	-	-	-	1.9
Agree	2	6.3	-	15.5	-	-	-	-	-	-	-	-	-	3.2
Neither agree nor disagree	3	4.5	-	8.9	-	-	-	-	-	-	-	-	-	2.1
Disagree	4	2.4	-	3.1	-	-	-	-	-	-	-	-	-	1.0
Strongly disagree	5	0.9	-	1.5	-	-	-	-	-	-	-	-	-	0.4
DK/NA	-8	0.5	-	2.1	-	-	-	-	-	-	-	-	-	0.3
IAP	-1	81.2	100.0	61.3	100.0	100.0	100.0	100.0	100.0	100.0	100.0	100.0	100.0	91.0
N		7276	1508	1599	1576	1535	1396	1294	1370	1051	1031	1205	1230	22071

\* SHOW CARD(09)

\*\*\* Keyword: Occupation



**Table 1683 Willingness to accept the job as an ideal vocation for life**

[Questionnaire] To what extent do you agree or disagree with each of the following statements about your occupation?...

This is the ideal vocation for a life work.

[VAR] OCCCOM2

RESPONSE	PUNCH	03-07	2008	2009	2010	2011	2012	2013	2014	2016	2018	2021	2023	TOTAL
Strongly agree	1	2.7	-	4.8	-	-	-	-	-	-	-	-	-	1.2
Agree	2	3.8	-	8.4	-	-	-	-	-	-	-	-	-	1.9
Neither agree nor disagree	3	4.8	-	11.7	-	-	-	-	-	-	-	-	-	2.4
Disagree	4	4.9	-	7.6	-	-	-	-	-	-	-	-	-	2.2
Strongly disagree	5	2.2	-	4.1	-	-	-	-	-	-	-	-	-	1.0
DK/NA	-8	0.5	-	2.1	-	-	-	-	-	-	-	-	-	0.3
IAP	-1	81.2	100.0	61.3	100.0	100.0	100.0	100.0	100.0	100.0	100.0	100.0	100.0	91.0
N		7276	1508	1599	1576	1535	1396	1294	1370	1051	1031	1205	1230	22071

\* SHOW CARD(09)

\*\*\* Keyword: Occupation

**Table 1684 Willingness to choose this occupation again**

[Questionnaire] To what extent do you agree or disagree with each of the following statements about your occupation?...

If I could do it all over again, I would choose to work in this profession.

[VAR] OCCCOM3

RESPONSE	PUNCH	03-07	2008	2009	2010	2011	2012	2013	2014	2016	2018	2021	2023	TOTAL
Strongly agree	1	1.7	-	3.2	-	-	-	-	-	-	-	-	-	0.8
Agree	2	2.6	-	5.9	-	-	-	-	-	-	-	-	-	1.3
Neither agree nor disagree	3	4.3	-	9.4	-	-	-	-	-	-	-	-	-	2.1
Disagree	4	5.7	-	11.1	-	-	-	-	-	-	-	-	-	2.7
Strongly disagree	5	4.0	-	7.0	-	-	-	-	-	-	-	-	-	1.8
DK/NA	-8	0.5	-	2.1	-	-	-	-	-	-	-	-	-	0.3
IAP	-1	81.2	100.0	61.3	100.0	100.0	100.0	100.0	100.0	100.0	100.0	100.0	100.0	91.0
N		7276	1508	1599	1576	1535	1396	1294	1370	1051	1031	1205	1230	22071

\* SHOW CARD(09)

\*\*\* Keyword: Occupation

**Table 1685 Absent days for the last 6 months**

[Questionnaire] About how many days have you been absent from work in the last 6 months (not counting vacation)?

[VAR] ABSENT

RESPONSE	PUNCH	03-07	2008	2009	2010	2011	2012	2013	2014	2016	2018	2021	2023	TOTAL
0	0	4.6	-	-	-	-	-	-	-	-	-	-	-	1.5
1	1	0.2	-	-	-	-	-	-	-	-	-	-	-	0.1
2	2	0.5	-	-	-	-	-	-	-	-	-	-	-	0.2
3	3	0.2	-	-	-	-	-	-	-	-	-	-	-	0.1
4	4	0.1	-	-	-	-	-	-	-	-	-	-	-	0.0
5	5	0.1	-	-	-	-	-	-	-	-	-	-	-	0.0
6	6	0.1	-	-	-	-	-	-	-	-	-	-	-	0.0
7	7	0.1	-	-	-	-	-	-	-	-	-	-	-	0.0
8	8	0.0	-	-	-	-	-	-	-	-	-	-	-	0.0
9	9	0.0	-	-	-	-	-	-	-	-	-	-	-	0.0
10	10	0.1	-	-	-	-	-	-	-	-	-	-	-	0.0
15	15	0.1	-	-	-	-	-	-	-	-	-	-	-	0.0
20	20	0.0	-	-	-	-	-	-	-	-	-	-	-	0.0
25	25	0.0	-	-	-	-	-	-	-	-	-	-	-	0.0
30	30	0.0	-	-	-	-	-	-	-	-	-	-	-	0.0
48	48	0.0	-	-	-	-	-	-	-	-	-	-	-	0.0
60	60	0.0	-	-	-	-	-	-	-	-	-	-	-	0.0
DK/NA	-8	0.2	-	-	-	-	-	-	-	-	-	-	-	0.1
IAP	-1	93.8	100.0	100.0	100.0	100.0	100.0	100.0	100.0	100.0	100.0	100.0	100.0	98.0
N		7276	1508	1599	1576	1535	1396	1294	1370	1051	1031	1205	1230	22071

**Table 1686 (If R has a job) whether current job is the first job**

[Questionnaire] Is the workplace you are working now the first job in your entire life?

[VAR] FIRSTJOB

RESPONSE	PUNCH	03-07	2008	2009	2010	2011	2012	2013	2014	2016	2018	2021	2023	TOTAL
Yes	1	-	-	-	-	-	-	13.2	-	-	-	-	-	0.8
No	2	-	-	-	-	-	-	40.2	-	-	-	-	-	2.4
DK/NA	-8	-	-	-	-	-	-	0.2	-	-	-	-	-	0.0
IAP	-1	100.0	100.0	100.0	100.0	100.0	100.0	46.4	100.0	100.0	100.0	100.0	100.0	96.9
N		7276	1508	1599	1576	1535	1396	1294	1370	1051	1031	1205	1230	22071

\*\*\* Keyword: Workplace, Job

**Table 1687 (If R has a job) general educational requirement for R's job**

[Questionnaire] What do you think the amount of general educational requirement is in order to perform your job in your workplace?

[VAR] WORKEDUC

RESPONSE	PUNCH	03-07	2008	2009	2010	2011	2012	2013	2014	2016	2018	2021	2023	TOTAL
Elementary school	1	-	-	-	-	-	-	4.2	-	-	-	-	-	0.2
Junior high school	2	-	-	-	-	-	-	3.9	-	-	-	-	-	0.2
High school	3	-	-	-	-	-	-	19.2	-	-	-	-	-	1.1
Vocational college (2-3 yrs.)	4	-	-	-	-	-	-	11.1	-	-	-	-	-	0.7
University (4 yrs.)	5	-	-	-	-	-	-	10.9	-	-	-	-	-	0.6
Masters in a graduate school	6	-	-	-	-	-	-	1.5	-	-	-	-	-	0.1
Ph.D. in a graduate school	7	-	-	-	-	-	-	0.5	-	-	-	-	-	0.0
DK/NA	-8	-	-	-	-	-	-	2.5	-	-	-	-	-	0.1
IAP	-1	100.0	100.0	100.0	100.0	100.0	100.0	46.4	100.0	100.0	100.0	100.0	100.0	96.9
N		7276	1508	1599	1576	1535	1396	1294	1370	1051	1031	1205	1230	22071

\* SHOW CARD

\*\*\* Keyword: Workplace, Work



**Table 1688 (If R has a job) required level of skills compared to R's own skills**

[Questionnaire] What do you think about the level of skills required in performing your current job, when compared to your own skills?

[VAR] WORKSKIL

RESPONSE	PUNCH	03-07	2008	2009	2010	2011	2012	2013	2014	2016	2018	2021	2023	TOTAL
Very low, compared to my own skills	1	-	-	-	-	-	-	2.9	-	-	-	-	-	0.2
Somewhat low, compared to my own skills	2	-	-	-	-	-	-	10.4	-	-	-	-	-	0.6
Neither/nor	3	-	-	-	-	-	-	32.6	-	-	-	-	-	1.9
Somewhat high, compared to my own skills	4	-	-	-	-	-	-	5.8	-	-	-	-	-	0.3
Very high, compared to my own skills	5	-	-	-	-	-	-	0.4	-	-	-	-	-	0.0
DK/NA	-8	-	-	-	-	-	-	1.5	-	-	-	-	-	0.1
IAP	-1	100.0	100.0	100.0	100.0	100.0	100.0	46.4	100.0	100.0	100.0	100.0	100.0	96.9
N		7276	1508	1599	1576	1535	1396	1294	1370	1051	1031	1205	1230	22071

\* SHOW CARD

\*\*\* Keyword: Workplace, Work, Technology

**Table 1689 (If R has a job) match with specialty in previous schooling**

[Questionnaire] How well does your job in your workplace match with your area of specialty in your previous schooling?

[VAR] WORKMAYR

RESPONSE	PUNCH	03-07	2008	2009	2010	2011	2012	2013	2014	2016	2018	2021	2023	TOTAL
Doesn't match at all	1	-	-	-	-	-	-	7.5	-	-	-	-	-	0.4
Doesn't match very well	2	-	-	-	-	-	-	8.4	-	-	-	-	-	0.5
Neither/nor	3	-	-	-	-	-	-	12.6	-	-	-	-	-	0.7
Matches to some extent	4	-	-	-	-	-	-	16.3	-	-	-	-	-	1.0
Matches very well	5	-	-	-	-	-	-	7.5	-	-	-	-	-	0.4
DK/NA	-8	-	-	-	-	-	-	1.3	-	-	-	-	-	0.1
IAP	-1	100.0	100.0	100.0	100.0	100.0	100.0	46.4	100.0	100.0	100.0	100.0	100.0	96.9
N		7276	1508	1599	1576	1535	1396	1294	1370	1051	1031	1205	1230	22071

\* SHOW CARD

\*\*\* Keyword: Workplace, Work, Technology

**Table 1690 (If R has a job) opinion on the current occupation: I don't feel so good when mass media is speaking ill of my occupation since I feel like they are speaking ill of myself**

[Questionnaire] Please indicate the extent to which you agree or disagree with each of the following statements about your occupation... I don't feel so good when mass media is speaking ill of my occupation since I feel like they are speaking ill of myself

[VAR] SATJOB1

RESPONSE	PUNCH	03-07	2008	2009	2010	2011	2012	2013	2014	2016	2018	2021	2023	TOTAL
Strongly disagree	1	-	-	-	-	-	-	3.0	-	-	-	-	-	0.2
Somewhat disagree	2	-	-	-	-	-	-	10.6	-	-	-	-	-	0.6
Neither/Nor	3	-	-	-	-	-	-	8.4	-	-	-	-	-	0.5
Somewhat agree	4	-	-	-	-	-	-	21.7	-	-	-	-	-	1.3
Strongly agree	5	-	-	-	-	-	-	9.7	-	-	-	-	-	0.6
DK/NA	-8	-	-	-	-	-	-	0.2	-	-	-	-	-	0.0
IAP	-1	100.0	100.0	100.0	100.0	100.0	100.0	46.4	100.0	100.0	100.0	100.0	100.0	96.9
N		7276	1508	1599	1576	1535	1396	1294	1370	1051	1031	1205	1230	22071

\* SHOW CARD

\*\*\* Keyword: Occupation

**Table 1691 (If R has a job) opinion on the current occupation: When people speak highly of my occupation, I feel so good, like they are speaking highly of myself**

[Questionnaire] Please indicate the extent to which you agree or disagree with each of the following statements about your occupation... When people speak highly of my occupation, I feel so good, like they are speaking highly of myself

[VAR] SATJOB2

RESPONSE	PUNCH	03-07	2008	2009	2010	2011	2012	2013	2014	2016	2018	2021	2023	TOTAL
Strongly disagree	1	-	-	-	-	-	-	1.1	-	-	-	-	-	0.1
Somewhat disagree	2	-	-	-	-	-	-	7.3	-	-	-	-	-	0.4
Neither/Nor	3	-	-	-	-	-	-	10.6	-	-	-	-	-	0.6
Somewhat agree	4	-	-	-	-	-	-	22.9	-	-	-	-	-	1.3
Strongly agree	5	-	-	-	-	-	-	11.7	-	-	-	-	-	0.7
DK/NA	-8	-	-	-	-	-	-	0.2	-	-	-	-	-	0.0
IAP	-1	100.0	100.0	100.0	100.0	100.0	100.0	46.3	100.0	100.0	100.0	100.0	100.0	96.9
N		7276	1508	1599	1576	1535	1396	1294	1370	1051	1031	1205	1230	22071

\* SHOW CARD

\*\*\* Keyword: Occupation



**Table 1692 (If R has a job) opinion on the current occupation: I feel like a personal insult when listening to the blame about my occupation**

[Questionnaire] Please indicate the extent to which you agree or disagree with each of the following statements about your occupation... I feel like a personal insult when listening to the blame about my occupation

[VAR] SATJOB3

RESPONSE	PUNCH	03-07	2008	2009	2010	2011	2012	2013	2014	2016	2018	2021	2023	TOTAL
Strongly disagree	1	-	-	-	-	-	-	1.7	-	-	-	-	-	0.1
Somewhat disagree	2	-	-	-	-	-	-	10.3	-	-	-	-	-	0.6
Neither/Nor	3	-	-	-	-	-	-	11.0	-	-	-	-	-	0.6
Somewhat agree	4	-	-	-	-	-	-	22.1	-	-	-	-	-	1.3
Strongly agree	5	-	-	-	-	-	-	8.4	-	-	-	-	-	0.5
DK/NA	-8	-	-	-	-	-	-	0.2	-	-	-	-	-	0.0
IAP	-1	100.0	100.0	100.0	100.0	100.0	100.0	46.4	100.0	100.0	100.0	100.0	100.0	96.9
N		7276	1508	1599	1576	1535	1396	1294	1370	1051	1031	1205	1230	22071

\* SHOW CARD

\*\*\* Keyword: Occupation

**Table 1693 (If R has a job) opinion on the current occupation: I feel a strong sense of belonging to my occupation**

[Questionnaire] Please indicate the extent to which you agree or disagree with each of the following statements about your occupation... I feel a strong sense of belonging to my occupation

[VAR] SATJOB4

RESPONSE	PUNCH	03-07	2008	2009	2010	2011	2012	2013	2014	2016	2018	2021	2023	TOTAL
Strongly disagree	1	-	-	-	-	-	-	1.5	-	-	-	-	-	0.1
Somewhat disagree	2	-	-	-	-	-	-	8.7	-	-	-	-	-	0.5
Neither/Nor	3	-	-	-	-	-	-	15.6	-	-	-	-	-	0.9
Somewhat agree	4	-	-	-	-	-	-	17.4	-	-	-	-	-	1.0
Strongly agree	5	-	-	-	-	-	-	10.2	-	-	-	-	-	0.6
DK/NA	-8	-	-	-	-	-	-	0.2	-	-	-	-	-	0.0
IAP	-1	100.0	100.0	100.0	100.0	100.0	100.0	46.4	100.0	100.0	100.0	100.0	100.0	96.9
N		7276	1508	1599	1576	1535	1396	1294	1370	1051	1031	1205	1230	22071

\* SHOW CARD

\*\*\* Keyword: Occupation

**Table 1694 (If R has a job) opinion on the current occupation: I feel the problem of my occupation like my own problem**

[Questionnaire] Please indicate the extent to which you agree or disagree with each of the following statements about your occupation... I feel the problem of my occupation like my own problem

[VAR] SATJOB5

RESPONSE	PUNCH	03-07	2008	2009	2010	2011	2012	2013	2014	2016	2018	2021	2023	TOTAL
Strongly disagree	1	-	-	-	-	-	-	0.8	-	-	-	-	-	0.0
Somewhat disagree	2	-	-	-	-	-	-	8.2	-	-	-	-	-	0.5
Neither/Nor	3	-	-	-	-	-	-	12.0	-	-	-	-	-	0.7
Somewhat agree	4	-	-	-	-	-	-	20.7	-	-	-	-	-	1.2
Strongly agree	5	-	-	-	-	-	-	11.8	-	-	-	-	-	0.7
DK/NA	-8	-	-	-	-	-	-	0.2	-	-	-	-	-	0.0
IAP	-1	100.0	100.0	100.0	100.0	100.0	100.0	46.4	100.0	100.0	100.0	100.0	100.0	96.9
N		7276	1508	1599	1576	1535	1396	1294	1370	1051	1031	1205	1230	22071

\* SHOW CARD

\*\*\* Keyword: Occupation

**Table 1695 (If R has a job) opinion on the current occupation: I can't quite separate my occupation from myself**

[Questionnaire] Please indicate the extent to which you agree or disagree with each of the following statements about your occupation... I can't quite separate my occupation from myself

[VAR] SATJOB6

RESPONSE	PUNCH	03-07	2008	2009	2010	2011	2012	2013	2014	2016	2018	2021	2023	TOTAL
Strongly disagree	1	-	-	-	-	-	-	4.4	-	-	-	-	-	0.3
Somewhat disagree	2	-	-	-	-	-	-	15.1	-	-	-	-	-	0.9
Neither/Nor	3	-	-	-	-	-	-	16.4	-	-	-	-	-	1.0
Somewhat agree	4	-	-	-	-	-	-	11.3	-	-	-	-	-	0.7
Strongly agree	5	-	-	-	-	-	-	6.3	-	-	-	-	-	0.4
DK/NA	-8	-	-	-	-	-	-	0.2	-	-	-	-	-	0.0
IAP	-1	100.0	100.0	100.0	100.0	100.0	100.0	46.4	100.0	100.0	100.0	100.0	100.0	96.9
N		7276	1508	1599	1576	1535	1396	1294	1370	1051	1031	1205	1230	22071

\* SHOW CARD

\*\*\* Keyword: Occupation

**Table 1696 (If R has a job) opinion on the current occupation: My occupation matches well with my own character**

[Questionnaire] Please indicate the extent to which you agree or disagree with each of the following statements about your occupation... My occupation matches well with my own character

[VAR] SATJOB7

RESPONSE	PUNCH	03-07	2008	2009	2010	2011	2012	2013	2014	2016	2018	2021	2023	TOTAL
Strongly disagree	1	-	-	-	-	-	-	2.3	-	-	-	-	-	0.1
Somewhat disagree	2	-	-	-	-	-	-	9.2	-	-	-	-	-	0.5
Neither/Nor	3	-	-	-	-	-	-	14.7	-	-	-	-	-	0.9
Somewhat agree	4	-	-	-	-	-	-	20.6	-	-	-	-	-	1.2
Strongly agree	5	-	-	-	-	-	-	6.7	-	-	-	-	-	0.4
DK/NA	-8	-	-	-	-	-	-	0.2	-	-	-	-	-	0.0
IAP	-1	100.0	100.0	100.0	100.0	100.0	100.0	46.4	100.0	100.0	100.0	100.0	100.0	96.9
N		7276	1508	1599	1576	1535	1396	1294	1370	1051	1031	1205	1230	22071

\* SHOW CARD

\*\*\* Keyword: Occupation



**Table 1697 (If R has a job) opinion on the current occupation: My occupation matches well with my own image**

[Questionnaire] Please indicate the extent to which you agree or disagree with each of the following statements about your occupation... My occupation matches well with my own image

[VAR] SATJOB8

RESPONSE	PUNCH	03-07	2008	2009	2010	2011	2012	2013	2014	2016	2018	2021	2023	TOTAL
Strongly disagree	1	-	-	-	-	-	-	2.9	-	-	-	-	-	0.2
Somewhat disagree	2	-	-	-	-	-	-	10.4	-	-	-	-	-	0.6
Neither/Nor	3	-	-	-	-	-	-	17.8	-	-	-	-	-	1.0
Somewhat agree	4	-	-	-	-	-	-	16.2	-	-	-	-	-	0.9
Strongly agree	5	-	-	-	-	-	-	6.0	-	-	-	-	-	0.4
DK/NA	-8	-	-	-	-	-	-	0.2	-	-	-	-	-	0.0
IAP	-1	100.0	100.0	100.0	100.0	100.0	100.0	46.4	100.0	100.0	100.0	100.0	100.0	96.9
N		7276	1508	1599	1576	1535	1396	1294	1370	1051	1031	1205	1230	22071

\* SHOW CARD

\*\*\* Keyword: Occupation

**Table 1698 (If R has a job) opinion on the current occupation: My occupation matches well with my own sense of values**

[Questionnaire] Please indicate the extent to which you agree or disagree with each of the following statements about your occupation... My occupation matches well with my own sense of values

[VAR] SATJOB9

RESPONSE	PUNCH	03-07	2008	2009	2010	2011	2012	2013	2014	2016	2018	2021	2023	TOTAL
Strongly disagree	1	-	-	-	-	-	-	2.9	-	-	-	-	-	0.2
Somewhat disagree	2	-	-	-	-	-	-	11.1	-	-	-	-	-	0.7
Neither/Nor	3	-	-	-	-	-	-	18.9	-	-	-	-	-	1.1
Somewhat agree	4	-	-	-	-	-	-	14.1	-	-	-	-	-	0.8
Strongly agree	5	-	-	-	-	-	-	6.5	-	-	-	-	-	0.4
DK/NA	-8	-	-	-	-	-	-	0.2	-	-	-	-	-	0.0
IAP	-1	100.0	100.0	100.0	100.0	100.0	100.0	46.4	100.0	100.0	100.0	100.0	100.0	96.9
N		7276	1508	1599	1576	1535	1396	1294	1370	1051	1031	1205	1230	22071

\* SHOW CARD

\*\*\* Keyword: Occupation

**Table 1699 (If R has a job) Social status of the current occupation**

[Questionnaire] How low or high do you think the social status of your own occupation is?

[VAR] OCCSTA

RESPONSE	PUNCH	03-07	2008	2009	2010	2011	2012	2013	2014	2016	2018	2021	2023	TOTAL
Very low	0	-	-	-	-	-	-	1.5	-	-	-	-	-	0.1
1	1	-	-	-	-	-	-	2.9	-	-	-	-	-	0.2
2	2	-	-	-	-	-	-	3.6	-	-	-	-	-	0.2
3	3	-	-	-	-	-	-	6.9	-	-	-	-	-	0.4
4	4	-	-	-	-	-	-	7.1	-	-	-	-	-	0.4
5	5	-	-	-	-	-	-	16.2	-	-	-	-	-	1.0
6	6	-	-	-	-	-	-	7.8	-	-	-	-	-	0.5
7	7	-	-	-	-	-	-	4.2	-	-	-	-	-	0.2
8	8	-	-	-	-	-	-	1.8	-	-	-	-	-	0.1
9	9	-	-	-	-	-	-	0.3	-	-	-	-	-	0.0
Very high	10	-	-	-	-	-	-	0.6	-	-	-	-	-	0.0
DK/NA	-8	-	-	-	-	-	-	0.7	-	-	-	-	-	0.0
IAP	-1	100.0	100.0	100.0	100.0	100.0	100.0	46.4	100.0	100.0	100.0	100.0	100.0	96.9
N		7276	1508	1599	1576	1535	1396	1294	1370	1051	1031	1205	1230	22071

\* SHOW CARD

\*\*\* Keyword: Occupation, Social Position



**Table 1700 (If R is a wage worker) a method used to search for the current job**

[Questionnaire] I would like to ask you how you got your current job. Please answer three questions below by means of choosing only one answer from the box below... What is the most important way you used to search for your current job?

[VAR] GETJOB1

RESPONSE	PUNCH	03-07	2008	2009	2010	2011	2012	2013	2014	2016	2018	2021	2023	TOTAL
From my own parents or siblings	1	-	-	-	-	-	-	2.5	-	-	-	-	-	0.1
From the relatives other than my immediate family	2	-	-	-	-	-	-	2.3	-	-	-	-	-	0.1
From my close friends	3	-	-	-	-	-	-	4.3	-	-	-	-	-	0.2
From my acquaintances	4	-	-	-	-	-	-	6.4	-	-	-	-	-	0.4
From persons in charge of job search in schools or academies	5	-	-	-	-	-	-	1.7	-	-	-	-	-	0.1
From school teachers or professors	6	-	-	-	-	-	-	2.7	-	-	-	-	-	0.2
By contacting directly with my employers	7	-	-	-	-	-	-	1.9	-	-	-	-	-	0.1
From the public job search agencies	8	-	-	-	-	-	-	1.2	-	-	-	-	-	0.1
From the private job search agencies (including headhunters)	9	-	-	-	-	-	-	0.2	-	-	-	-	-	0.0
By looking at newspapers, TV, magazines, or posters	10	-	-	-	-	-	-	3.5	-	-	-	-	-	0.2
From the portal sites showing job opening information	11	-	-	-	-	-	-	4.3	-	-	-	-	-	0.2
From the job opening notice in my current workplace	12	-	-	-	-	-	-	2.8	-	-	-	-	-	0.2
From the internet cafe showing job opening information	13	-	-	-	-	-	-	0.4	-	-	-	-	-	0.0
From the job opening information in schools or academies	14	-	-	-	-	-	-	0.3	-	-	-	-	-	0.0
From the job fair sites	15	-	-	-	-	-	-	0.1	-	-	-	-	-	0.0
From the headhunter's blogs or mini-homepages	16	-	-	-	-	-	-	0.0	-	-	-	-	-	0.0
From the SNS such as Twitter or Facebook	17	-	-	-	-	-	-	0.0	-	-	-	-	-	0.0
By beginning to work in my current workplace as an intern worker	18	-	-	-	-	-	-	0.5	-	-	-	-	-	0.0
By visiting directly my current workplace	19	-	-	-	-	-	-	1.1	-	-	-	-	-	0.1
DK/NA	-8	-	-	-	-	-	-	0.2	-	-	-	-	-	0.0
IAP	-1	100.0	100.0	100.0	100.0	100.0	100.0	63.8	100.0	100.0	100.0	100.0	100.0	97.9
N		7276	1508	1599	1576	1535	1396	1294	1370	1051	1031	1205	1230	22071

\* SHOW CARD

\*\*\* Keyword: Workplace

**Table 1701 (If R is a wage worker) how R learned about the current job in the first place**

[Questionnaire] I would like to ask you how you got your current job. Please answer three questions below by means of choosing only one answer from the box below... How did you learn about your current job in the first place?

[VAR] GETJOB2

RESPONSE	PUNCH	03-07	2008	2009	2010	2011	2012	2013	2014	2016	2018	2021	2023	TOTAL
From my own parents or siblings	1	-	-	-	-	-	-	2.7	-	-	-	-	-	0.2
From the relatives other than my immediate family	2	-	-	-	-	-	-	2.3	-	-	-	-	-	0.1
From my close friends	3	-	-	-	-	-	-	5.5	-	-	-	-	-	0.3
From my acquaintances	4	-	-	-	-	-	-	8.0	-	-	-	-	-	0.5
From persons in charge of job search in schools or academies	5	-	-	-	-	-	-	1.5	-	-	-	-	-	0.1
From school teachers or professors	6	-	-	-	-	-	-	2.3	-	-	-	-	-	0.1
By contacting directly with my employers	7	-	-	-	-	-	-	1.2	-	-	-	-	-	0.1
From the public job search agencies	8	-	-	-	-	-	-	0.6	-	-	-	-	-	0.0
From the private job search agencies (including headhunters)	9	-	-	-	-	-	-	0.2	-	-	-	-	-	0.0
By looking at newspapers, TV, magazines, or posters	10	-	-	-	-	-	-	3.2	-	-	-	-	-	0.2
From the portal sites showing job opening information	11	-	-	-	-	-	-	3.9	-	-	-	-	-	0.2
From the job opening notice in my current workplace	12	-	-	-	-	-	-	1.9	-	-	-	-	-	0.1
From the internet cafe showing job opening information	13	-	-	-	-	-	-	0.5	-	-	-	-	-	0.0
From the job opening information in schools or academies	14	-	-	-	-	-	-	0.6	-	-	-	-	-	0.0
From the job fair sites	15	-	-	-	-	-	-	0.0	-	-	-	-	-	0.0
From the headhunter's blogs or mini-homepages	16	-	-	-	-	-	-	0.0	-	-	-	-	-	0.0
From the SNS such as Twitter or Facebook	17	-	-	-	-	-	-	0.0	-	-	-	-	-	0.0
By beginning to work in my current workplace as an intern worker	18	-	-	-	-	-	-	0.6	-	-	-	-	-	0.0
By visiting directly my current workplace	19	-	-	-	-	-	-	0.9	-	-	-	-	-	0.0
DK/NA	-8	-	-	-	-	-	-	0.2	-	-	-	-	-	0.0
IAP	-1	100.0	100.0	100.0	100.0	100.0	100.0	63.8	100.0	100.0	100.0	100.0	100.0	97.9
N		7276	1508	1599	1576	1535	1396	1294	1370	1051	1031	1205	1230	22071

\* SHOW CARD

\*\*\* Keyword: Workplace



**Table 1702 (If R is a wage worker) a method to search for a new job in the future**

[Questionnaire] I would like to ask you how you got your current job. Please answer three questions below by means of choosing only one answer from the box below... If you search for a new job in the future, what would you use for that?

[VAR] GETJOB3

RESPONSE	PUNCH	03-07	2008	2009	2010	2011	2012	2013	2014	2016	2018	2021	2023	TOTAL
From my own parents or siblings	1	-	-	-	-	-	-	0.9	-	-	-	-	-	0.1
From the relatives other than my immediate family	2	-	-	-	-	-	-	0.8	-	-	-	-	-	0.0
From my close friends	3	-	-	-	-	-	-	2.2	-	-	-	-	-	0.1
From my acquaintances	4	-	-	-	-	-	-	4.8	-	-	-	-	-	0.3
From persons in charge of job search in schools or academies	5	-	-	-	-	-	-	0.5	-	-	-	-	-	0.0
From school teachers or professors	6	-	-	-	-	-	-	1.4	-	-	-	-	-	0.1
By contacting directly with my employers	7	-	-	-	-	-	-	0.2	-	-	-	-	-	0.0
From the public job search agencies	8	-	-	-	-	-	-	3.9	-	-	-	-	-	0.2
From the private job search agencies (including headhunters)	9	-	-	-	-	-	-	0.8	-	-	-	-	-	0.0
By looking at newspapers, TV, magazines, or posters	10	-	-	-	-	-	-	3.9	-	-	-	-	-	0.2
From the portal sites showing job opening information	11	-	-	-	-	-	-	8.4	-	-	-	-	-	0.5
From the job opening notice in my current workplace	12	-	-	-	-	-	-	4.1	-	-	-	-	-	0.2
From the internet cafe showing job opening information	13	-	-	-	-	-	-	0.9	-	-	-	-	-	0.0
From the job opening information in schools or academies	14	-	-	-	-	-	-	0.4	-	-	-	-	-	0.0
From the job fair sites	15	-	-	-	-	-	-	0.5	-	-	-	-	-	0.0
From the headhunter's blogs or mini-homepages	16	-	-	-	-	-	-	0.2	-	-	-	-	-	0.0
From the SNS such as Twitter or Facebook	17	-	-	-	-	-	-	0.1	-	-	-	-	-	0.0
By beginning to work in my current workplace as an intern worker	18	-	-	-	-	-	-	0.5	-	-	-	-	-	0.0
By visiting directly my current workplace	19	-	-	-	-	-	-	1.4	-	-	-	-	-	0.1
DK/NA	-8	-	-	-	-	-	-	0.2	-	-	-	-	-	0.0
IAP	-1	100.0	100.0	100.0	100.0	100.0	100.0	63.9	100.0	100.0	100.0	100.0	100.0	97.9
N		7276	1508	1599	1576	1535	1396	1294	1370	1051	1031	1205	1230	22071

\* SHOW CARD

\*\*\* Keyword: Workplace

**Table 1703 (If R is a wage worker) level of satisfaction on the pay**

[Questionnaire] Please indicate the extent to which you are satisfied with each of the following aspects of your current workplace... Pay

[VAR] SATWORK1

RESPONSE	PUNCH	03-07	2008	2009	2010	2011	2012	2013	2014	2016	2018	2021	2023	TOTAL
Very dissatisfied	1	-	-	-	-	-	-	3.0	-	-	-	-	-	0.2
Somewhat dissatisfied	2	-	-	-	-	-	-	11.9	-	-	-	-	-	0.7
Neither/Nor	3	-	-	-	-	-	-	12.8	-	-	-	-	-	0.8
Somewhat satisfied	4	-	-	-	-	-	-	7.1	-	-	-	-	-	0.4
Very satisfied	5	-	-	-	-	-	-	1.2	-	-	-	-	-	0.1
DK/NA	-8	-	-	-	-	-	-	0.2	-	-	-	-	-	0.0
IAP	-1	100.0	100.0	100.0	100.0	100.0	100.0	63.8	100.0	100.0	100.0	100.0	100.0	97.9
N		7276	1508	1599	1576	1535	1396	1294	1370	1051	1031	1205	1230	22071

\* SHOW CARD

\*\*\* Keyword: Workplace, Satisfaction

**Table 1704 (If R is a wage worker) level of satisfaction on the advancement**

[Questionnaire] Please indicate the extent to which you are satisfied with each of the following aspects of your current workplace... Advancement

[VAR] SATWORK2

RESPONSE	PUNCH	03-07	2008	2009	2010	2011	2012	2013	2014	2016	2018	2021	2023	TOTAL
Very dissatisfied	1	-	-	-	-	-	-	2.1	-	-	-	-	-	0.1
Somewhat dissatisfied	2	-	-	-	-	-	-	6.5	-	-	-	-	-	0.4
Neither/Nor	3	-	-	-	-	-	-	20.2	-	-	-	-	-	1.2
Somewhat satisfied	4	-	-	-	-	-	-	6.4	-	-	-	-	-	0.4
Very satisfied	5	-	-	-	-	-	-	0.7	-	-	-	-	-	0.0
DK/NA	-8	-	-	-	-	-	-	0.2	-	-	-	-	-	0.0
IAP	-1	100.0	100.0	100.0	100.0	100.0	100.0	63.8	100.0	100.0	100.0	100.0	100.0	97.9
N		7276	1508	1599	1576	1535	1396	1294	1370	1051	1031	1205	1230	22071

\* SHOW CARD

\*\*\* Keyword: Workplace, Satisfaction, Promotion

**Table 1705 (If R is a wage worker) level of satisfaction on the fringe benefits**

[Questionnaire] Please indicate the extent to which you are satisfied with each of the following aspects of your current workplace... Fringe benefits

[VAR] SATWORK3

RESPONSE	PUNCH	03-07	2008	2009	2010	2011	2012	2013	2014	2016	2018	2021	2023	TOTAL
Very dissatisfied	1	-	-	-	-	-	-	3.6	-	-	-	-	-	0.2
Somewhat dissatisfied	2	-	-	-	-	-	-	9.1	-	-	-	-	-	0.5
Neither/Nor	3	-	-	-	-	-	-	13.6	-	-	-	-	-	0.8
Somewhat satisfied	4	-	-	-	-	-	-	7.8	-	-	-	-	-	0.5
Very satisfied	5	-	-	-	-	-	-	1.8	-	-	-	-	-	0.1
DK/NA	-8	-	-	-	-	-	-	0.2	-	-	-	-	-	0.0
IAP	-1	100.0	100.0	100.0	100.0	100.0	100.0	63.8	100.0	100.0	100.0	100.0	100.0	97.9
N		7276	1508	1599	1576	1535	1396	1294	1370	1051	1031	1205	1230	22071

\* SHOW CARD

\*\*\* Keyword: Workplace, Satisfaction



**Table 1706 (If R is a wage worker) level of satisfaction on the job security**

[Questionnaire] Please indicate the extent to which you are satisfied with each of the following aspects of your current workplace... Job security

[VAR] SATWORK4

RESPONSE	PUNCH	03-07	2008	2009	2010	2011	2012	2013	2014	2016	2018	2021	2023	TOTAL
Very dissatisfied	1	-	-	-	-	-	-	3.2	-	-	-	-	-	0.2
Somewhat dissatisfied	2	-	-	-	-	-	-	6.5	-	-	-	-	-	0.4
Neither/Nor	3	-	-	-	-	-	-	12.7	-	-	-	-	-	0.7
Somewhat satisfied	4	-	-	-	-	-	-	9.8	-	-	-	-	-	0.6
Very satisfied	5	-	-	-	-	-	-	3.9	-	-	-	-	-	0.2
DK/NA	-8	-	-	-	-	-	-	0.2	-	-	-	-	-	0.0
IAP	-1	100.0	100.0	100.0	100.0	100.0	100.0	63.8	100.0	100.0	100.0	100.0	100.0	97.9
N		7276	1508	1599	1576	1535	1396	1294	1370	1051	1031	1205	1230	22071

\* SHOW CARD

\*\*\* Keyword: Workplace, Satisfaction, Employment

**Table 1707 (If R is a wage worker) level of satisfaction on the relations with co-workers**

[Questionnaire] Please indicate the extent to which you are satisfied with each of the following aspects of your current workplace... Relations with co-workers

[VAR] SATWORK5

RESPONSE	PUNCH	03-07	2008	2009	2010	2011	2012	2013	2014	2016	2018	2021	2023	TOTAL
Very dissatisfied	1	-	-	-	-	-	-	0.6	-	-	-	-	-	0.0
Somewhat dissatisfied	2	-	-	-	-	-	-	1.5	-	-	-	-	-	0.1
Neither/Nor	3	-	-	-	-	-	-	12.5	-	-	-	-	-	0.7
Somewhat satisfied	4	-	-	-	-	-	-	16.0	-	-	-	-	-	0.9
Very satisfied	5	-	-	-	-	-	-	5.3	-	-	-	-	-	0.3
DK/NA	-8	-	-	-	-	-	-	0.2	-	-	-	-	-	0.0
IAP	-1	100.0	100.0	100.0	100.0	100.0	100.0	63.8	100.0	100.0	100.0	100.0	100.0	97.9
N		7276	1508	1599	1576	1535	1396	1294	1370	1051	1031	1205	1230	22071

\* SHOW CARD

\*\*\* Keyword: Workplace, Satisfaction, Colleagues

**Table 1708 (If R is a wage worker) level of satisfaction on the relations with supervisors**

[Questionnaire] Please indicate the extent to which you are satisfied with each of the following aspects of your current workplace... Relations with supervisors

[VAR] SATWORK6

RESPONSE	PUNCH	03-07	2008	2009	2010	2011	2012	2013	2014	2016	2018	2021	2023	TOTAL
Very dissatisfied	1	-	-	-	-	-	-	1.2	-	-	-	-	-	0.1
Somewhat dissatisfied	2	-	-	-	-	-	-	2.5	-	-	-	-	-	0.1
Neither/Nor	3	-	-	-	-	-	-	15.1	-	-	-	-	-	0.9
Somewhat satisfied	4	-	-	-	-	-	-	13.1	-	-	-	-	-	0.8
Very satisfied	5	-	-	-	-	-	-	4.0	-	-	-	-	-	0.2
DK/NA	-8	-	-	-	-	-	-	0.3	-	-	-	-	-	0.0
IAP	-1	100.0	100.0	100.0	100.0	100.0	100.0	63.8	100.0	100.0	100.0	100.0	100.0	97.9
N		7276	1508	1599	1576	1535	1396	1294	1370	1051	1031	1205	1230	22071

\* SHOW CARD

\*\*\* Keyword: Workplace, Satisfaction

**Table 1709 (If R is a wage worker) level of satisfaction on the relations with subordinates**

[Questionnaire] Please indicate the extent to which you are satisfied with each of the following aspects of your current workplace... Relations with subordinates

[VAR] SATWORK7

RESPONSE	PUNCH	03-07	2008	2009	2010	2011	2012	2013	2014	2016	2018	2021	2023	TOTAL
Very dissatisfied	1	-	-	-	-	-	-	0.2	-	-	-	-	-	0.0
Somewhat dissatisfied	2	-	-	-	-	-	-	0.8	-	-	-	-	-	0.0
Neither/Nor	3	-	-	-	-	-	-	17.6	-	-	-	-	-	1.0
Somewhat satisfied	4	-	-	-	-	-	-	12.8	-	-	-	-	-	0.8
Very satisfied	5	-	-	-	-	-	-	4.4	-	-	-	-	-	0.3
DK/NA	-8	-	-	-	-	-	-	0.2	-	-	-	-	-	0.0
IAP	-1	100.0	100.0	100.0	100.0	100.0	100.0	63.9	100.0	100.0	100.0	100.0	100.0	97.9
N		7276	1508	1599	1576	1535	1396	1294	1370	1051	1031	1205	1230	22071

\* SHOW CARD

\*\*\* Keyword: Workplace, Satisfaction, Subordinate

**Table 1710 (If R is a wage worker) level of satisfaction on the opportunity for self-realization**

[Questionnaire] Please indicate the extent to which you are satisfied with each of the following aspects of your current workplace... Opportunity for self-realization

[VAR] SATWORK8

RESPONSE	PUNCH	03-07	2008	2009	2010	2011	2012	2013	2014	2016	2018	2021	2023	TOTAL
Very dissatisfied	1	-	-	-	-	-	-	1.9	-	-	-	-	-	0.1
Somewhat dissatisfied	2	-	-	-	-	-	-	5.7	-	-	-	-	-	0.3
Neither/Nor	3	-	-	-	-	-	-	16.9	-	-	-	-	-	1.0
Somewhat satisfied	4	-	-	-	-	-	-	8.3	-	-	-	-	-	0.5
Very satisfied	5	-	-	-	-	-	-	3.0	-	-	-	-	-	0.2
DK/NA	-8	-	-	-	-	-	-	0.3	-	-	-	-	-	0.0
IAP	-1	100.0	100.0	100.0	100.0	100.0	100.0	63.8	100.0	100.0	100.0	100.0	100.0	97.9
N		7276	1508	1599	1576	1535	1396	1294	1370	1051	1031	1205	1230	22071

\* SHOW CARD

\*\*\* Keyword: Workplace, Satisfaction



**Table 1711 (If R is a wage worker) level of satisfaction on the growth or development of the current workplace**

[Questionnaire] Please indicate the extent to which you are satisfied with each of the following aspects of your current workplace... Growth or development of the current workplace

[VAR] SATWORK9

RESPONSE	PUNCH	03-07	2008	2009	2010	2011	2012	2013	2014	2016	2018	2021	2023	TOTAL
Very dissatisfied	1	-	-	-	-	-	-	1.5	-	-	-	-	-	0.1
Somewhat dissatisfied	2	-	-	-	-	-	-	6.0	-	-	-	-	-	0.4
Neither/Nor	3	-	-	-	-	-	-	16.2	-	-	-	-	-	0.9
Somewhat satisfied	4	-	-	-	-	-	-	10.5	-	-	-	-	-	0.6
Very satisfied	5	-	-	-	-	-	-	1.6	-	-	-	-	-	0.1
DK/NA	-8	-	-	-	-	-	-	0.3	-	-	-	-	-	0.0
IAP	-1	100.0	100.0	100.0	100.0	100.0	100.0	63.8	100.0	100.0	100.0	100.0	100.0	97.9
N		7276	1508	1599	1576	1535	1396	1294	1370	1051	1031	1205	1230	22071

\* SHOW CARD

\*\*\* Keyword: Workplace, Satisfaction

**Table 1712 (If R is a wage worker) level of satisfaction on the working conditions**

[Questionnaire] Please indicate the extent to which you are satisfied with each of the following aspects of your current workplace... Working conditions (ex. work time)

[VAR] SATWORK10

RESPONSE	PUNCH	03-07	2008	2009	2010	2011	2012	2013	2014	2016	2018	2021	2023	TOTAL
Very dissatisfied	1	-	-	-	-	-	-	2.5	-	-	-	-	-	0.1
Somewhat dissatisfied	2	-	-	-	-	-	-	7.9	-	-	-	-	-	0.5
Neither/Nor	3	-	-	-	-	-	-	11.1	-	-	-	-	-	0.6
Somewhat satisfied	4	-	-	-	-	-	-	11.2	-	-	-	-	-	0.7
Very satisfied	5	-	-	-	-	-	-	3.2	-	-	-	-	-	0.2
DK/NA	-8	-	-	-	-	-	-	0.3	-	-	-	-	-	0.0
IAP	-1	100.0	100.0	100.0	100.0	100.0	100.0	63.8	100.0	100.0	100.0	100.0	100.0	97.9
N		7276	1508	1599	1576	1535	1396	1294	1370	1051	1031	1205	1230	22071

\* SHOW CARD

\*\*\* Keyword: Workplace, Satisfaction

**Table 1713 (If R is a wage worker) level of satisfaction on the working environments**

[Questionnaire] Please indicate the extent to which you are satisfied with each of the following aspects of your current workplace... Working environments (ex. facilities, safety)

[VAR] SATWORK11

RESPONSE	PUNCH	03-07	2008	2009	2010	2011	2012	2013	2014	2016	2018	2021	2023	TOTAL
Very dissatisfied	1	-	-	-	-	-	-	2.2	-	-	-	-	-	0.1
Somewhat dissatisfied	2	-	-	-	-	-	-	6.4	-	-	-	-	-	0.4
Neither/Nor	3	-	-	-	-	-	-	12.5	-	-	-	-	-	0.7
Somewhat satisfied	4	-	-	-	-	-	-	11.4	-	-	-	-	-	0.7
Very satisfied	5	-	-	-	-	-	-	3.4	-	-	-	-	-	0.2
DK/NA	-8	-	-	-	-	-	-	0.3	-	-	-	-	-	0.0
IAP	-1	100.0	100.0	100.0	100.0	100.0	100.0	63.9	100.0	100.0	100.0	100.0	100.0	97.9
N		7276	1508	1599	1576	1535	1396	1294	1370	1051	1031	1205	1230	22071

\* SHOW CARD

\*\*\* Keyword: Workplace, Satisfaction, Environment, Facilities

**Table 1714 (If R is a wage worker) level of satisfaction on the current workplace as a whole**

[Questionnaire] Please indicate the extent to which you are satisfied with each of the following aspects of your current workplace... Current workplace as a whole

[VAR] SATWORK12

RESPONSE	PUNCH	03-07	2008	2009	2010	2011	2012	2013	2014	2016	2018	2021	2023	TOTAL
Very dissatisfied	1	-	-	-	-	-	-	1.2	-	-	-	-	-	0.1
Somewhat dissatisfied	2	-	-	-	-	-	-	4.2	-	-	-	-	-	0.2
Neither/Nor	3	-	-	-	-	-	-	13.1	-	-	-	-	-	0.8
Somewhat satisfied	4	-	-	-	-	-	-	13.9	-	-	-	-	-	0.8
Very satisfied	5	-	-	-	-	-	-	3.5	-	-	-	-	-	0.2
DK/NA	-8	-	-	-	-	-	-	0.3	-	-	-	-	-	0.0
IAP	-1	100.0	100.0	100.0	100.0	100.0	100.0	63.8	100.0	100.0	100.0	100.0	100.0	97.9
N		7276	1508	1599	1576	1535	1396	1294	1370	1051	1031	1205	1230	22071

\* SHOW CARD

\*\*\* Keyword: Workplace, Satisfaction

**Table 1715 (If R is a wage worker) level of satisfaction on the current occupation**

[Questionnaire] Please indicate the extent to which you are satisfied with each of the following aspects of your current workplace... Current occupation

[VAR] SATWORK13

RESPONSE	PUNCH	03-07	2008	2009	2010	2011	2012	2013	2014	2016	2018	2021	2023	TOTAL
Very dissatisfied	1	-	-	-	-	-	-	0.6	-	-	-	-	-	0.0
Somewhat dissatisfied	2	-	-	-	-	-	-	4.0	-	-	-	-	-	0.2
Neither/Nor	3	-	-	-	-	-	-	12.5	-	-	-	-	-	0.7
Somewhat satisfied	4	-	-	-	-	-	-	13.9	-	-	-	-	-	0.8
Very satisfied	5	-	-	-	-	-	-	4.8	-	-	-	-	-	0.3
DK/NA	-8	-	-	-	-	-	-	0.3	-	-	-	-	-	0.0
IAP	-1	100.0	100.0	100.0	100.0	100.0	100.0	63.9	100.0	100.0	100.0	100.0	100.0	97.9
N		7276	1508	1599	1576	1535	1396	1294	1370	1051	1031	1205	1230	22071

\* SHOW CARD

\*\*\* Keyword: Workplace, Satisfaction, Occupation



**Table 1716 (If R is a wage worker) level of satisfaction on the job that R is doing at the moment**

[Questionnaire] Please indicate the extent to which you are satisfied with each of the following aspects of your current workplace... Job I'm doing at the moment

[VAR] SATWORK14

RESPONSE	PUNCH	03-07	2008	2009	2010	2011	2012	2013	2014	2016	2018	2021	2023	TOTAL
Very dissatisfied	1	-	-	-	-	-	-	0.6	-	-	-	-	-	0.0
Somewhat dissatisfied	2	-	-	-	-	-	-	4.6	-	-	-	-	-	0.3
Neither/Nor	3	-	-	-	-	-	-	12.1	-	-	-	-	-	0.7
Somewhat satisfied	4	-	-	-	-	-	-	13.7	-	-	-	-	-	0.8
Very satisfied	5	-	-	-	-	-	-	4.9	-	-	-	-	-	0.3
DK/NA	-8	-	-	-	-	-	-	0.3	-	-	-	-	-	0.0
IAP	-1	100.0	100.0	100.0	100.0	100.0	100.0	63.8	100.0	100.0	100.0	100.0	100.0	97.9
N		7276	1508	1599	1576	1535	1396	1294	1370	1051	1031	1205	1230	22071

\* SHOW CARD

\*\*\* Keyword: Workplace, Satisfaction, Job

**Table 1717 Opinion on public polls: When people are participating in the public opinion poll, they respond truly according to their own thoughts**

[Questionnaire] Please indicate the extent to which you agree or disagree with each of the following statements about the public opinion poll below... When people are participating in the public opinion poll, they respond truly according to their own thoughts

[VAR] ENQUETE1

RESPONSE	PUNCH	03-07	2008	2009	2010	2011	2012	2013	2014	2016	2018	2021	2023	TOTAL
Extremely agree	1	-	-	-	-	-	-	13.4	-	-	-	-	-	0.8
Fairly agree	2	-	-	-	-	-	-	24.3	-	-	-	-	-	1.4
Somewhat agree	3	-	-	-	-	-	-	37.3	-	-	-	-	-	2.2
Neither, nor	4	-	-	-	-	-	-	11.7	-	-	-	-	-	0.7
Somewhat disagree	5	-	-	-	-	-	-	10.2	-	-	-	-	-	0.6
Fairly disagree	6	-	-	-	-	-	-	1.9	-	-	-	-	-	0.1
Extremely disagree	7	-	-	-	-	-	-	1.1	-	-	-	-	-	0.1
DK/NA	-8	-	-	-	-	-	-	0.2	-	-	-	-	-	0.0
IAP	-1	100.0	100.0	100.0	100.0	100.0	100.0	0.0	100.0	100.0	100.0	100.0	100.0	94.1
N		7276	1508	1599	1576	1535	1396	1294	1370	1051	1031	1205	1230	22071

\* SHOW CARD

\*\*\* Keyword: Poll

**Table 1718 Opinion on public polls: It is a fun to take part in the public opinion poll**

[Questionnaire] Please indicate the extent to which you agree or disagree with each of the following statements about the public opinion poll below... It is a fun to take part in the public opinion poll

[VAR] ENQUETE2

RESPONSE	PUNCH	03-07	2008	2009	2010	2011	2012	2013	2014	2016	2018	2021	2023	TOTAL
Extremely agree	1	-	-	-	-	-	-	4.9	-	-	-	-	-	0.3
Fairly agree	2	-	-	-	-	-	-	8.3	-	-	-	-	-	0.5
Somewhat agree	3	-	-	-	-	-	-	19.3	-	-	-	-	-	1.1
Neither, nor	4	-	-	-	-	-	-	34.0	-	-	-	-	-	2.0
Somewhat disagree	5	-	-	-	-	-	-	22.4	-	-	-	-	-	1.3
Fairly disagree	6	-	-	-	-	-	-	7.3	-	-	-	-	-	0.4
Extremely disagree	7	-	-	-	-	-	-	3.6	-	-	-	-	-	0.2
DK/NA	-8	-	-	-	-	-	-	0.3	-	-	-	-	-	0.0
IAP	-1	100.0	100.0	100.0	100.0	100.0	100.0	0.0	100.0	100.0	100.0	100.0	100.0	94.1
N		7276	1508	1599	1576	1535	1396	1294	1370	1051	1031	1205	1230	22071

\* SHOW CARD

\*\*\* Keyword: Poll

**Table 1719 Opinion on public polls: In most cases, the results of public opinion poll are accurate**

[Questionnaire] Please indicate the extent to which you agree or disagree with each of the following statements about the public opinion poll below... In most cases, the result of public opinion poll are accurate

[VAR] ENQUETE3

RESPONSE	PUNCH	03-07	2008	2009	2010	2011	2012	2013	2014	2016	2018	2021	2023	TOTAL
Extremely agree	1	-	-	-	-	-	-	4.7	-	-	-	-	-	0.3
Fairly agree	2	-	-	-	-	-	-	15.5	-	-	-	-	-	0.9
Somewhat agree	3	-	-	-	-	-	-	28.1	-	-	-	-	-	1.6
Neither, nor	4	-	-	-	-	-	-	25.5	-	-	-	-	-	1.5
Somewhat disagree	5	-	-	-	-	-	-	17.8	-	-	-	-	-	1.0
Fairly disagree	6	-	-	-	-	-	-	6.3	-	-	-	-	-	0.4
Extremely disagree	7	-	-	-	-	-	-	1.5	-	-	-	-	-	0.1
DK/NA	-8	-	-	-	-	-	-	0.5	-	-	-	-	-	0.0
IAP	-1	100.0	100.0	100.0	100.0	100.0	100.0	0.0	100.0	100.0	100.0	100.0	100.0	94.1
N		7276	1508	1599	1576	1535	1396	1294	1370	1051	1031	1205	1230	22071

\* SHOW CARD

\*\*\* Keyword: Poll



**Table 1720 Opinion on public polls: It is desirable to take into account the result of public opinion poll when candidates are selected in the political party**

[Questionnaire] Please indicate the extent to which you agree or disagree with each of the following statements about the public opinion poll below... It is desirable to take into account the result of public opinion poll when candidates are selected in the political party

[VAR] ENQUETE4

RESPONSE	PUNCH	03-07	2008	2009	2010	2011	2012	2013	2014	2016	2018	2021	2023	TOTAL
Extremely agree	1	-	-	-	-	-	-	13.5	-	-	-	-	-	0.8
Fairly agree	2	-	-	-	-	-	-	22.9	-	-	-	-	-	1.3
Somewhat agree	3	-	-	-	-	-	-	32.7	-	-	-	-	-	1.9
Neither, nor	4	-	-	-	-	-	-	16.2	-	-	-	-	-	1.0
Somewhat disagree	5	-	-	-	-	-	-	9.2	-	-	-	-	-	0.5
Fairly disagree	6	-	-	-	-	-	-	2.8	-	-	-	-	-	0.2
Extremely disagree	7	-	-	-	-	-	-	2.3	-	-	-	-	-	0.1
DK/NA	-8	-	-	-	-	-	-	0.4	-	-	-	-	-	0.0
IAP	-1	100.0	100.0	100.0	100.0	100.0	100.0	0.0	100.0	100.0	100.0	100.0	100.0	94.1
N		7276	1508	1599	1576	1535	1396	1294	1370	1051	1031	1205	1230	22071

\* SHOW CARD

\*\*\* Keyword: Party, Poll

**Table 1721 Opinion on public polls: Public opinion poll is needed in order for the politicians to recognize the public opinion of the people**

[Questionnaire] Please indicate the extent to which you agree or disagree with each of the following statements about the public opinion poll below... Public opinion poll is needed in order for the politicians to recognize the public opinion of the people

[VAR] ENQUETE5

RESPONSE	PUNCH	03-07	2008	2009	2010	2011	2012	2013	2014	2016	2018	2021	2023	TOTAL
Extremely agree	1	-	-	-	-	-	-	22.8	-	-	-	-	-	1.3
Fairly agree	2	-	-	-	-	-	-	30.1	-	-	-	-	-	1.8
Somewhat agree	3	-	-	-	-	-	-	29.2	-	-	-	-	-	1.7
Neither, nor	4	-	-	-	-	-	-	11.5	-	-	-	-	-	0.7
Somewhat disagree	5	-	-	-	-	-	-	4.1	-	-	-	-	-	0.2
Fairly disagree	6	-	-	-	-	-	-	1.2	-	-	-	-	-	0.1
Extremely disagree	7	-	-	-	-	-	-	0.9	-	-	-	-	-	0.1
DK/NA	-8	-	-	-	-	-	-	0.2	-	-	-	-	-	0.0
IAP	-1	100.0	100.0	100.0	100.0	100.0	100.0	0.0	100.0	100.0	100.0	100.0	100.0	94.1
N		7276	1508	1599	1576	1535	1396	1294	1370	1051	1031	1205	1230	22071

\* SHOW CARD

\*\*\* Keyword: Poll, Politician

**Table 1722 Opinion on public polls: Political leaders should always govern the country according to the public opinion of the people**

[Questionnaire] Please indicate the extent to which you agree or disagree with each of the following statements about the public opinion poll below... Political leaders should always govern the country according to the public opinion of the people

[VAR] ENQUETE6

RESPONSE	PUNCH	03-07	2008	2009	2010	2011	2012	2013	2014	2016	2018	2021	2023	TOTAL
Extremely agree	1	-	-	-	-	-	-	18.4	-	-	-	-	-	1.1
Fairly agree	2	-	-	-	-	-	-	20.6	-	-	-	-	-	1.2
Somewhat agree	3	-	-	-	-	-	-	26.8	-	-	-	-	-	1.6
Neither, nor	4	-	-	-	-	-	-	16.7	-	-	-	-	-	1.0
Somewhat disagree	5	-	-	-	-	-	-	12.9	-	-	-	-	-	0.8
Fairly disagree	6	-	-	-	-	-	-	3.0	-	-	-	-	-	0.2
Extremely disagree	7	-	-	-	-	-	-	1.4	-	-	-	-	-	0.1
DK/NA	-8	-	-	-	-	-	-	0.2	-	-	-	-	-	0.0
IAP	-1	100.0	100.0	100.0	100.0	100.0	100.0	0.0	100.0	100.0	100.0	100.0	100.0	94.1
N		7276	1508	1599	1576	1535	1396	1294	1370	1051	1031	1205	1230	22071

\* SHOW CARD

\*\*\* Keyword: Poll

**Table 1723 Opinion on the result of poll**

[Questionnaire] How much trust do you place in the results of polls

[VAR] POLLATT1

RESPONSE	PUNCH	03-07	2008	2009	2010	2011	2012	2013	2014	2016	2018	2021	2023	TOTAL
A great deal	1	-	-	-	-	-	-	-	-	-	6.1	-	-	0.3
Somewhat	2	-	-	-	-	-	-	-	-	-	52.5	-	-	2.5
Not so much	3	-	-	-	-	-	-	-	-	-	34.7	-	-	1.6
Not at all	4	-	-	-	-	-	-	-	-	-	5.9	-	-	0.3
DK/NA	-8	-	-	-	-	-	-	-	-	-	0.8	-	-	0.0
IAP	-1	100.0	100.0	100.0	100.0	100.0	100.0	100.0	100.0	100.0	0.0	100.0	100.0	95.3
N		7276	1508	1599	1576	1535	1396	1294	1370	1051	1031	1205	1230	22071

\* SHOW CARD

\*\*\* Keyword: Poll, Trust



**Table 1724 Opinion on using polling to decide on candidates in some parties**

[Questionnaire] Some parties use polling to decide on candidates in their primaries. What do you think about this practice?

[VAR] POLLATT2

RESPONSE	PUNCH	03-07	2008	2009	2010	2011	2012	2013	2014	2016	2018	2021	2023	TOTAL
It is a very desirable method	1	-	-	-	-	-	-	-	-	-	15.1	-	-	0.7
It is not an ideal method, yet we have no better way to do it	2	-	-	-	-	-	-	-	-	-	55.0	-	-	2.6
It is not a good method	3	-	-	-	-	-	-	-	-	-	24.2	-	-	1.1
It should not be done, ever	4	-	-	-	-	-	-	-	-	-	2.3	-	-	0.1
DK/NA	-8	-	-	-	-	-	-	-	-	-	3.3	-	-	0.2
IAP	-1	100.0	100.0	100.0	100.0	100.0	100.0	100.0	100.0	100.0	0.0	100.0	100.0	95.3
N		7276	1508	1599	1576	1535	1396	1294	1370	1051	1031	1205	1230	22071

\* SHOW CARD

\*\*\* Keyword: Poll, Party

**Table 1725 Polling is a reliable and scientific vs polling is easy manipulated the political views of voters**

[Questionnaire] Which of the following statements is closer to your opinion?

[VAR] POLLATT3

RESPONSE	PUNCH	03-07	2008	2009	2010	2011	2012	2013	2014	2016	2018	2021	2023	TOTAL
Polling is a reliable, scientific way to measure the political views of voters	1	-	-	-	-	-	-	-	-	-	33.2	-	-	1.5
Polling is easy manipulated and presents a biased measure of the political views of voters	2	-	-	-	-	-	-	-	-	-	62.4	-	-	2.9
DK/NA	-8	-	-	-	-	-	-	-	-	-	4.5	-	-	0.2
IAP	-1	100.0	100.0	100.0	100.0	100.0	100.0	100.0	100.0	100.0	0.0	100.0	100.0	95.3
N		7276	1508	1599	1576	1535	1396	1294	1370	1051	1031	1205	1230	22071

\* SHOW CARD

\*\*\* Keyword: Poll, Political Orientation

**Table 1726 How much does R rely on the results of polls**

[Questionnaire] During election cycles, many media outlets run the results of polls. When you are voting, how much do you rely on such information?

[VAR] POLLATT4

RESPONSE	PUNCH	03-07	2008	2009	2010	2011	2012	2013	2014	2016	2018	2021	2023	TOTAL
A great deal	1	-	-	-	-	-	-	-	-	-	8.0	-	2.9	0.5
Somewhat	2	-	-	-	-	-	-	-	-	-	40.2	-	60.0	5.2
Not so much	3	-	-	-	-	-	-	-	-	-	36.3	-	30.7	3.4
Not at all	4	-	-	-	-	-	-	-	-	-	14.9	-	5.0	1.0
DK/NA	-8	-	-	-	-	-	-	-	-	-	0.7	-	1.4	0.1
IAP	-1	100.0	100.0	100.0	100.0	100.0	100.0	100.0	100.0	100.0	0.0	100.0	0.0	89.8
N		7276	1508	1599	1576	1535	1396	1294	1370	1051	1031	1205	1230	22071

\* SHOW CARD

\*\*\* Keyword: Poll, Referendum, Press

**Table 1727 Politicians pay attention to what the people think**

[Questionnaire] How much do you feel that having elections makes politicians pay attention to what the people think

[VAR] POLLATT5

RESPONSE	PUNCH	03-07	2008	2009	2010	2011	2012	2013	2014	2016	2018	2021	2023	TOTAL
A great deal	1	-	-	-	-	-	-	-	-	-	26.9	-	-	1.3
Somewhat	2	-	-	-	-	-	-	-	-	-	44.4	-	-	2.1
Not so much	3	-	-	-	-	-	-	-	-	-	23.7	-	-	1.1
Not at all	4	-	-	-	-	-	-	-	-	-	3.6	-	-	0.2
DK/NA	-8	-	-	-	-	-	-	-	-	-	1.5	-	-	0.1
IAP	-1	100.0	100.0	100.0	100.0	100.0	100.0	100.0	100.0	100.0	0.0	100.0	100.0	95.3
N		7276	1508	1599	1576	1535	1396	1294	1370	1051	1031	1205	1230	22071

\* SHOW CARD

\*\*\* Keyword: Poll, Election, Citizens

**Table 1728 Having polls makes politicians pay attention to what the people think**

[Questionnaire] How much do you feel that having polls makes politicians pay attention to what the people think?"

[VAR] POLLATT6

RESPONSE	PUNCH	03-07	2008	2009	2010	2011	2012	2013	2014	2016	2018	2021	2023	TOTAL
A great deal	1	-	-	-	-	-	-	-	-	-	10.9	-	-	0.5
Somewhat	2	-	-	-	-	-	-	-	-	-	50.4	-	-	2.4
Not so much	3	-	-	-	-	-	-	-	-	-	32.0	-	-	1.5
Not at all	4	-	-	-	-	-	-	-	-	-	4.6	-	-	0.2
DK/NA	-8	-	-	-	-	-	-	-	-	-	2.1	-	-	0.1
IAP	-1	100.0	100.0	100.0	100.0	100.0	100.0	100.0	100.0	100.0	0.0	100.0	100.0	95.3
N		7276	1508	1599	1576	1535	1396	1294	1370	1051	1031	1205	1230	22071

\* SHOW CARD

\*\*\* Keyword: Poll, Politician, Citizens



**Table 1729 Trust in election poll results**

[Questionnaire] To what extent do you think the results of election polls published in newspapers or broadcasts are reliable or unreliable?

[VAR] POLLRELI

RESPONSE	PUNCH	03-07	2008	2009	2010	2011	2012	2013	2014	2016	2018	2021	2023	TOTAL
Very reliable	1	-	-	-	-	-	-	-	-	-	-	-	2.9	0.2
Somewhat reliable	2	-	-	-	-	-	-	-	-	-	-	-	63.7	3.6
Somewhat unreliable	3	-	-	-	-	-	-	-	-	-	-	-	29.2	1.6
Very unreliable	4	-	-	-	-	-	-	-	-	-	-	-	2.4	0.1
DK/NA	-8	-	-	-	-	-	-	-	-	-	-	-	1.7	0.1
IAP	-1	100.0	100.0	100.0	100.0	100.0	100.0	100.0	100.0	100.0	100.0	100.0	0.0	94.4
N		7276	1508	1599	1576	1535	1396	1294	1370	1051	1031	1205	1230	22071

\* Keyword: Election Poll, Trust

**Table 1730 Opinions on the representativeness of public opinion polls (Type A): Accuracy of public opinion from 1,000 random people nationwide**

[Questionnaire] Do you think that asking a random sample of 1,000 people across the country provides an accurate representation of overall public opinion, or do you believe it does not?

[VAR] SAMPTHOUA

RESPONSE	PUNCH	03-07	2008	2009	2010	2011	2012	2013	2014	2016	2018	2021	2023	TOTAL
I believe it provides an accurate representation.	1	-	-	-	-	-	-	-	-	-	-	-	16.4	0.9
I do not believe it provides an accurate representation.	2	-	-	-	-	-	-	-	-	-	-	-	33.5	1.9
DK/NA	-8	-	-	-	-	-	-	-	-	-	-	-	1.4	0.1
IAP	-1	100.0	100.0	100.0	100.0	100.0	100.0	100.0	100.0	100.0	100.0	100.0	48.7	97.1
N		7276	1508	1599	1576	1535	1396	1294	1370	1051	1031	1205	1230	22071

\* Keyword: Poll

**Table 1731 Opinions on the representativeness of public opinion polls (Type B): Accuracy of the public opinion of 1,000 people nationwide**

[Questionnaire] Do you think that asking a sample of 1,000 people across the country provides an accurate representation of overall public opinion, or do you believe it does not?

[VAR] SAMPTHOUB

RESPONSE	PUNCH	03-07	2008	2009	2010	2011	2012	2013	2014	2016	2018	2021	2023	TOTAL
I believe it provides an accurate representation.	1	-	-	-	-	-	-	-	-	-	-	-	15.7	0.9
I do not believe it provides an accurate representation.	2	-	-	-	-	-	-	-	-	-	-	-	30.5	1.7
DK/NA	-8	-	-	-	-	-	-	-	-	-	-	-	2.6	0.1
IAP	-1	100.0	100.0	100.0	100.0	100.0	100.0	100.0	100.0	100.0	100.0	100.0	51.3	97.3
N		7276	1508	1599	1576	1535	1396	1294	1370	1051	1031	1205	1230	22071

\* Keyword: Poll

**Table 1732 Poll enjoyment1: internet**

[Questionnaire] To what extent do you agree or disagree with each of the following statements?... I really enjoy responding to questionnaires through the Internet

[VAR] POLLENJY

RESPONSE	PUNCH	03-07	2008	2009	2010	2011	2012	2013	2014	2016	2018	2021	2023	TOTAL
Totally disagree	1	-	-	-	-	-	-	-	-	-	-	4.2	-	0.2
Mostly disagree	2	-	-	-	-	-	-	-	-	-	-	11.1	-	0.6
Somewhat disagree	3	-	-	-	-	-	-	-	-	-	-	22.4	-	1.2
Neither disagree nor agree	4	-	-	-	-	-	-	-	-	-	-	37.9	-	2.1
Somewhat agree	5	-	-	-	-	-	-	-	-	-	-	19.0	-	1.0
Mostly agree	6	-	-	-	-	-	-	-	-	-	-	2.5	-	0.1
Totally agree	7	-	-	-	-	-	-	-	-	-	-	0.8	-	0.0
DK/NA	-8	-	-	-	-	-	-	-	-	-	-	2.0	-	0.1
IAP	-1	100.0	100.0	100.0	100.0	100.0	100.0	100.0	100.0	100.0	100.0	0.0	100.0	94.5
N		7276	1508	1599	1576	1535	1396	1294	1370	1051	1031	1205	1230	22071

\*\*\* Keyword: Poll, Internet

**Table 1733 Poll enjoyment2: interviewing**

[Questionnaire] To what extent do you agree or disagree with each of the following statements?... I really enjoy being interviewed for a survey

[VAR] POLLINTE

RESPONSE	PUNCH	03-07	2008	2009	2010	2011	2012	2013	2014	2016	2018	2021	2023	TOTAL
Totally disagree	1	-	-	-	-	-	-	-	-	-	-	2.2	-	0.1
Mostly disagree	2	-	-	-	-	-	-	-	-	-	-	10.2	-	0.6
Somewhat disagree	3	-	-	-	-	-	-	-	-	-	-	27.8	-	1.5
Neither disagree nor agree	4	-	-	-	-	-	-	-	-	-	-	38.2	-	2.1
Somewhat agree	5	-	-	-	-	-	-	-	-	-	-	17.4	-	0.9
Mostly agree	6	-	-	-	-	-	-	-	-	-	-	3.5	-	0.2
Totally agree	7	-	-	-	-	-	-	-	-	-	-	0.4	-	0.0
DK/NA	-8	-	-	-	-	-	-	-	-	-	-	0.4	-	0.0
IAP	-1	100.0	100.0	100.0	100.0	100.0	100.0	100.0	100.0	100.0	100.0	0.0	100.0	94.5
N		7276	1508	1599	1576	1535	1396	1294	1370	1051	1031	1205	1230	22071

\*\*\* Keyword: Poll



**Table 1734 Poll enjoyment3: interesting**

[Questionnaire] To what extent do you agree or disagree with each of the following statements?... Surveys are interesting in themselves

[VAR] POLLIMPO

RESPONSE	PUNCH	03-07	2008	2009	2010	2011	2012	2013	2014	2016	2018	2021	2023	TOTAL
Totally disagree	1	-	-	-	-	-	-	-	-	-	-	1.7	-	0.1
Mostly disagree	2	-	-	-	-	-	-	-	-	-	-	8.0	-	0.4
Somewhat disagree	3	-	-	-	-	-	-	-	-	-	-	21.8	-	1.2
Neither disagree nor agree	4	-	-	-	-	-	-	-	-	-	-	36.8	-	2.0
Somewhat agree	5	-	-	-	-	-	-	-	-	-	-	24.1	-	1.3
Mostly agree	6	-	-	-	-	-	-	-	-	-	-	6.4	-	0.3
Totally agree	7	-	-	-	-	-	-	-	-	-	-	0.7	-	0.0
DK/NA	-8	-	-	-	-	-	-	-	-	-	-	0.4	-	0.0
IAP	-1	100.0	100.0	100.0	100.0	100.0	100.0	100.0	100.0	100.0	100.0	0.0	100.0	94.5
N		7276	1508	1599	1576	1535	1396	1294	1370	1051	1031	1205	1230	22071

\*\*\* Keyword: Poll

**Table 1735 Election Poll Pleasantness 1: internet**

[Questionnaire] To what extent do you agree or disagree with each of the following statements?... I really enjoy responding to questionnaires through the Internet

[VAR] EPOLLENJY

RESPONSE	PUNCH	03-07	2008	2009	2010	2011	2012	2013	2014	2016	2018	2021	2023	TOTAL
Strongly disagree	1	-	-	-	-	-	-	-	-	-	-	-	4.7	0.3
Mostly disagree	2	-	-	-	-	-	-	-	-	-	-	-	17.5	1.0
Somewhat disagree	3	-	-	-	-	-	-	-	-	-	-	-	26.1	1.5
Neither disagree nor agree	4	-	-	-	-	-	-	-	-	-	-	-	30.6	1.7
Somewhat agree	5	-	-	-	-	-	-	-	-	-	-	-	16.8	0.9
Mostly agree	6	-	-	-	-	-	-	-	-	-	-	-	2.9	0.2
Strongly agree	7	-	-	-	-	-	-	-	-	-	-	-	0.2	0.0
DK/NA	-8	-	-	-	-	-	-	-	-	-	-	-	1.1	0.1
IAP	-1	100.0	100.0	100.0	100.0	100.0	100.0	100.0	100.0	100.0	100.0	100.0	0.0	94.4
N		7276	1508	1599	1576	1535	1396	1294	1370	1051	1031	1205	1230	22071

\*\*\* Keyword: Election Poll, Internet

**Table 1736 Election Poll Pleasantness 2: interviewing**

[Questionnaire] To what extent do you agree or disagree with each of the following statements?... I really enjoy being interviewed for an election poll

[VAR] EPOLLINTE

RESPONSE	PUNCH	03-07	2008	2009	2010	2011	2012	2013	2014	2016	2018	2021	2023	TOTAL
Strongly disagree	1	-	-	-	-	-	-	-	-	-	-	-	3.8	0.2
Mostly disagree	2	-	-	-	-	-	-	-	-	-	-	-	16.1	0.9
Somewhat disagree	3	-	-	-	-	-	-	-	-	-	-	-	31.0	1.7
Neither disagree nor agree	4	-	-	-	-	-	-	-	-	-	-	-	29.6	1.6
Somewhat agree	5	-	-	-	-	-	-	-	-	-	-	-	15.2	0.8
Mostly agree	6	-	-	-	-	-	-	-	-	-	-	-	3.7	0.2
Strongly agree	7	-	-	-	-	-	-	-	-	-	-	-	0.2	0.0
DK/NA	-8	-	-	-	-	-	-	-	-	-	-	-	0.4	0.0
IAP	-1	100.0	100.0	100.0	100.0	100.0	100.0	100.0	100.0	100.0	100.0	100.0	0.0	94.4
N		7276	1508	1599	1576	1535	1396	1294	1370	1051	1031	1205	1230	22071

\*\*\* Keyword: Election Poll

**Table 1737 Election Poll Pleasantness 3: interesting**

[Questionnaire] To what extent do you agree or disagree with each of the following statements?... Election polls are interesting in themselves

[VAR] EPOLLIMPO

RESPONSE	PUNCH	03-07	2008	2009	2010	2011	2012	2013	2014	2016	2018	2021	2023	TOTAL
Strongly disagree	1	-	-	-	-	-	-	-	-	-	-	-	3.2	0.2
Mostly disagree	2	-	-	-	-	-	-	-	-	-	-	-	11.0	0.6
Somewhat disagree	3	-	-	-	-	-	-	-	-	-	-	-	25.1	1.4
Neither disagree nor agree	4	-	-	-	-	-	-	-	-	-	-	-	31.9	1.8
Somewhat agree	5	-	-	-	-	-	-	-	-	-	-	-	22.8	1.3
Mostly agree	6	-	-	-	-	-	-	-	-	-	-	-	5.1	0.3
Strongly agree	7	-	-	-	-	-	-	-	-	-	-	-	0.7	0.0
DK/NA	-8	-	-	-	-	-	-	-	-	-	-	-	0.3	0.0
IAP	-1	100.0	100.0	100.0	100.0	100.0	100.0	100.0	100.0	100.0	100.0	100.0	0.0	94.4
N		7276	1508	1599	1576	1535	1396	1294	1370	1051	1031	1205	1230	22071

\*\*\* Keyword: Election Poll

**Table 1738 Poll value1: important**

[Questionnaire] To what extent do you agree or disagree with each of the following statements?... Surveys are important for society

[VAR] POLLSOCI

RESPONSE	PUNCH	03-07	2008	2009	2010	2011	2012	2013	2014	2016	2018	2021	2023	TOTAL
Totally disagree	1	-	-	-	-	-	-	-	-	-	-	1.1	-	0.1
Mostly disagree	2	-	-	-	-	-	-	-	-	-	-	2.7	-	0.1
Somewhat disagree	3	-	-	-	-	-	-	-	-	-	-	11.5	-	0.6
Neither disagree nor agree	4	-	-	-	-	-	-	-	-	-	-	26.7	-	1.5
Somewhat agree	5	-	-	-	-	-	-	-	-	-	-	36.0	-	2.0
Mostly agree	6	-	-	-	-	-	-	-	-	-	-	18.6	-	1.0
Totally agree	7	-	-	-	-	-	-	-	-	-	-	3.0	-	0.2
DK/NA	-8	-	-	-	-	-	-	-	-	-	-	0.4	-	0.0
IAP	-1	100.0	100.0	100.0	100.0	100.0	100.0	100.0	100.0	100.0	100.0	0.0	100.0	94.5
N		7276	1508	1599	1576	1535	1396	1294	1370	1051	1031	1205	1230	22071

\*\*\* Keyword: Poll



**Table 1739 Poll value2: information**

[Questionnaire] To what extent do you agree or disagree with each of the following statements?... A lot can be learned from information collected through surveys

[VAR] POLLUSEF

RESPONSE	PUNCH	03-07	2008	2009	2010	2011	2012	2013	2014	2016	2018	2021	2023	TOTAL
Totally disagree	1	-	-	-	-	-	-	-	-	-	-	0.7	-	0.0
Mostly disagree	2	-	-	-	-	-	-	-	-	-	-	3.2	-	0.2
Somewhat disagree	3	-	-	-	-	-	-	-	-	-	-	12.8	-	0.7
Neither disagree nor agree	4	-	-	-	-	-	-	-	-	-	-	28.9	-	1.6
Somewhat agree	5	-	-	-	-	-	-	-	-	-	-	34.9	-	1.9
Mostly agree	6	-	-	-	-	-	-	-	-	-	-	16.3	-	0.9
Totally agree	7	-	-	-	-	-	-	-	-	-	-	2.4	-	0.1
DK/NA	-8	-	-	-	-	-	-	-	-	-	-	0.7	-	0.0
IAP	-1	100.0	100.0	100.0	100.0	100.0	100.0	100.0	100.0	100.0	100.0	0.0	100.0	94.5
N		7276	1508	1599	1576	1535	1396	1294	1370	1051	1031	1205	1230	22071

\*\*\* Keyword: Poll

**Table 1740 Poll value3: waste of time**

[Questionnaire] To what extent do you agree or disagree with each of the following statements?... Completing surveys is a waste of time

[VAR] POLLTIME

RESPONSE	PUNCH	03-07	2008	2009	2010	2011	2012	2013	2014	2016	2018	2021	2023	TOTAL
Totally disagree	1	-	-	-	-	-	-	-	-	-	-	2.4	-	0.1
Mostly disagree	2	-	-	-	-	-	-	-	-	-	-	15.4	-	0.8
Somewhat disagree	3	-	-	-	-	-	-	-	-	-	-	38.2	-	2.1
Neither disagree nor agree	4	-	-	-	-	-	-	-	-	-	-	29.4	-	1.6
Somewhat agree	5	-	-	-	-	-	-	-	-	-	-	10.4	-	0.6
Mostly agree	6	-	-	-	-	-	-	-	-	-	-	3.1	-	0.2
Totally agree	7	-	-	-	-	-	-	-	-	-	-	0.7	-	0.0
DK/NA	-8	-	-	-	-	-	-	-	-	-	-	0.6	-	0.0
IAP	-1	100.0	100.0	100.0	100.0	100.0	100.0	100.0	100.0	100.0	100.0	0.0	100.0	94.5
N		7276	1508	1599	1576	1535	1396	1294	1370	1051	1031	1205	1230	22071

\*\*\* Keyword: Poll

**Table 1741 Election poll value 1: important**

[Questionnaire] To what extent do you agree or disagree with each of the following statements?... Election polls are important for society

[VAR] EPOLLSOCI

RESPONSE	PUNCH	03-07	2008	2009	2010	2011	2012	2013	2014	2016	2018	2021	2023	TOTAL
Strongly disagree	1	-	-	-	-	-	-	-	-	-	-	-	1.2	0.1
Mostly disagree	2	-	-	-	-	-	-	-	-	-	-	-	3.7	0.2
Somewhat disagree	3	-	-	-	-	-	-	-	-	-	-	-	12.3	0.7
Neither disagree nor agree	4	-	-	-	-	-	-	-	-	-	-	-	26.9	1.5
Somewhat agree	5	-	-	-	-	-	-	-	-	-	-	-	37.0	2.1
Mostly agree	6	-	-	-	-	-	-	-	-	-	-	-	16.6	0.9
Strongly agree	7	-	-	-	-	-	-	-	-	-	-	-	1.6	0.1
DK/NA	-8	-	-	-	-	-	-	-	-	-	-	-	0.6	0.0
IAP	-1	100.0	100.0	100.0	100.0	100.0	100.0	100.0	100.0	100.0	100.0	100.0	0.0	94.4
N		7276	1508	1599	1576	1535	1396	1294	1370	1051	1031	1205	1230	22071

\*\*\* Keyword: Election Poll

**Table 1742 Election poll value 2: information**

[Questionnaire] To what extent do you agree or disagree with each of the following statements?... A lot can be learned from information collected through election polls

[VAR] EPOLLUSEF

RESPONSE	PUNCH	03-07	2008	2009	2010	2011	2012	2013	2014	2016	2018	2021	2023	TOTAL
Strongly disagree	1	-	-	-	-	-	-	-	-	-	-	-	1.1	0.1
Mostly disagree	2	-	-	-	-	-	-	-	-	-	-	-	4.5	0.2
Somewhat disagree	3	-	-	-	-	-	-	-	-	-	-	-	13.2	0.7
Neither disagree nor agree	4	-	-	-	-	-	-	-	-	-	-	-	27.5	1.5
Somewhat agree	5	-	-	-	-	-	-	-	-	-	-	-	40.1	2.2
Mostly agree	6	-	-	-	-	-	-	-	-	-	-	-	11.1	0.6
Strongly agree	7	-	-	-	-	-	-	-	-	-	-	-	1.5	0.1
DK/NA	-8	-	-	-	-	-	-	-	-	-	-	-	1.0	0.1
IAP	-1	100.0	100.0	100.0	100.0	100.0	100.0	100.0	100.0	100.0	100.0	100.0	0.0	94.4
N		7276	1508	1599	1576	1535	1396	1294	1370	1051	1031	1205	1230	22071

\*\*\* Keyword: Election Poll

**Table 1743 Election poll value 3: waste of time**

[Questionnaire] To what extent do you agree or disagree with each of the following statements?... Completing election polls is a waste of time

[VAR] EPOLLTIME

RESPONSE	PUNCH	03-07	2008	2009	2010	2011	2012	2013	2014	2016	2018	2021	2023	TOTAL
Strongly disagree	1	-	-	-	-	-	-	-	-	-	-	-	2.0	0.1
Mostly disagree	2	-	-	-	-	-	-	-	-	-	-	-	12.5	0.7
Somewhat disagree	3	-	-	-	-	-	-	-	-	-	-	-	38.0	2.1
Neither disagree nor agree	4	-	-	-	-	-	-	-	-	-	-	-	26.1	1.5
Somewhat agree	5	-	-	-	-	-	-	-	-	-	-	-	15.9	0.9
Mostly agree	6	-	-	-	-	-	-	-	-	-	-	-	4.6	0.3
Strongly agree	7	-	-	-	-	-	-	-	-	-	-	-	0.5	0.0
DK/NA	-8	-	-	-	-	-	-	-	-	-	-	-	0.2	0.0
IAP	-1	100.0	100.0	100.0	100.0	100.0	100.0	100.0	100.0	100.0	100.0	100.0	0.0	94.4
N		7276	1508	1599	1576	1535	1396	1294	1370	1051	1031	1205	1230	22071

\*\*\* Keyword: Election Poll



**Table 1744 Poll burden1: too many requests**

[Questionnaire] To what extent do you agree or disagree with each of the following statements?... I receive far too many requests to participate in surveys

[VAR] POLLREQU

RESPONSE	PUNCH	03-07	2008	2009	2010	2011	2012	2013	2014	2016	2018	2021	2023	TOTAL
Totally disagree	1	-	-	-	-	-	-	-	-	-	-	1.4	-	0.1
Mostly disagree	2	-	-	-	-	-	-	-	-	-	-	8.1	-	0.4
Somewhat disagree	3	-	-	-	-	-	-	-	-	-	-	21.1	-	1.2
Neither disagree nor agree	4	-	-	-	-	-	-	-	-	-	-	38.9	-	2.1
Somewhat agree	5	-	-	-	-	-	-	-	-	-	-	21.1	-	1.2
Mostly agree	6	-	-	-	-	-	-	-	-	-	-	7.5	-	0.4
Totally agree	7	-	-	-	-	-	-	-	-	-	-	1.3	-	0.1
DK/NA	-8	-	-	-	-	-	-	-	-	-	-	0.6	-	0.0
IAP	-1	100.0	100.0	100.0	100.0	100.0	100.0	100.0	100.0	100.0	100.0	0.0	100.0	94.5
N		7276	1508	1599	1576	1535	1396	1294	1370	1051	1031	1205	1230	22071

\*\*\* Keyword: Poll

**Table 1745 Poll burden2: invasion of privacy**

[Questionnaire] To what extent do you agree or disagree with each of the following statements?... Opinions polls are an invasion of privacy

[VAR] POLLPRIV

RESPONSE	PUNCH	03-07	2008	2009	2010	2011	2012	2013	2014	2016	2018	2021	2023	TOTAL
Totally disagree	1	-	-	-	-	-	-	-	-	-	-	2.7	-	0.1
Mostly disagree	2	-	-	-	-	-	-	-	-	-	-	10.6	-	0.6
Somewhat disagree	3	-	-	-	-	-	-	-	-	-	-	25.2	-	1.4
Neither disagree nor agree	4	-	-	-	-	-	-	-	-	-	-	32.8	-	1.8
Somewhat agree	5	-	-	-	-	-	-	-	-	-	-	22.3	-	1.2
Mostly agree	6	-	-	-	-	-	-	-	-	-	-	5.1	-	0.3
Totally agree	7	-	-	-	-	-	-	-	-	-	-	0.9	-	0.0
DK/NA	-8	-	-	-	-	-	-	-	-	-	-	0.4	-	0.0
IAP	-1	100.0	100.0	100.0	100.0	100.0	100.0	100.0	100.0	100.0	100.0	0.0	100.0	94.5
N		7276	1508	1599	1576	1535	1396	1294	1370	1051	1031	1205	1230	22071

\*\*\* Keyword: Privacy Invasion, Poll

**Table 1746 Poll burden3: too many questions**

[Questionnaire] To what extent do you agree or disagree with each of the following statements?... It is exhaustive to answer so many questions in a survey

[VAR] POLLTIRD

RESPONSE	PUNCH	03-07	2008	2009	2010	2011	2012	2013	2014	2016	2018	2021	2023	TOTAL
Totally disagree	1	-	-	-	-	-	-	-	-	-	-	1.5	-	0.1
Mostly disagree	2	-	-	-	-	-	-	-	-	-	-	5.4	-	0.3
Somewhat disagree	3	-	-	-	-	-	-	-	-	-	-	18.0	-	1.0
Neither disagree nor agree	4	-	-	-	-	-	-	-	-	-	-	36.5	-	2.0
Somewhat agree	5	-	-	-	-	-	-	-	-	-	-	27.2	-	1.5
Mostly agree	6	-	-	-	-	-	-	-	-	-	-	8.1	-	0.4
Totally agree	7	-	-	-	-	-	-	-	-	-	-	2.9	-	0.2
DK/NA	-8	-	-	-	-	-	-	-	-	-	-	0.3	-	0.0
IAP	-1	100.0	100.0	100.0	100.0	100.0	100.0	100.0	100.0	100.0	100.0	0.0	100.0	94.5
N		7276	1508	1599	1576	1535	1396	1294	1370	1051	1031	1205	1230	22071

\*\*\* Keyword: Poll

**Table 1747 Election poll burden 1: too many requests**

[Questionnaire] To what extent do you agree or disagree with each of the following statements?... I receive far too many requests to participate in election polls

[VAR] EPOLLREQU

RESPONSE	PUNCH	03-07	2008	2009	2010	2011	2012	2013	2014	2016	2018	2021	2023	TOTAL
Strongly disagree	1	-	-	-	-	-	-	-	-	-	-	-	0.7	0.0
Mostly disagree	2	-	-	-	-	-	-	-	-	-	-	-	7.0	0.4
Somewhat disagree	3	-	-	-	-	-	-	-	-	-	-	-	20.7	1.2
Neither disagree nor agree	4	-	-	-	-	-	-	-	-	-	-	-	30.3	1.7
Somewhat agree	5	-	-	-	-	-	-	-	-	-	-	-	26.0	1.4
Mostly agree	6	-	-	-	-	-	-	-	-	-	-	-	12.2	0.7
Strongly agree	7	-	-	-	-	-	-	-	-	-	-	-	2.6	0.1
DK/NA	-8	-	-	-	-	-	-	-	-	-	-	-	0.4	0.0
IAP	-1	100.0	100.0	100.0	100.0	100.0	100.0	100.0	100.0	100.0	100.0	100.0	0.0	94.4
N		7276	1508	1599	1576	1535	1396	1294	1370	1051	1031	1205	1230	22071

\*\*\* Keyword: Election Poll



**Table 1748 Election poll burden 2: invasion of privacy**

[Questionnaire] To what extent do you agree or disagree with each of the following statements?... Election polls are an invasion of privacy

[VAR] EPOLLPRIV

RESPONSE	PUNCH	03-07	2008	2009	2010	2011	2012	2013	2014	2016	2018	2021	2023	TOTAL
Strongly disagree	1	-	-	-	-	-	-	-	-	-	-	-	1.6	0.1
Mostly disagree	2	-	-	-	-	-	-	-	-	-	-	-	9.3	0.5
Somewhat disagree	3	-	-	-	-	-	-	-	-	-	-	-	25.1	1.4
Neither disagree nor agree	4	-	-	-	-	-	-	-	-	-	-	-	30.7	1.7
Somewhat agree	5	-	-	-	-	-	-	-	-	-	-	-	23.8	1.3
Mostly agree	6	-	-	-	-	-	-	-	-	-	-	-	7.6	0.4
Strongly agree	7	-	-	-	-	-	-	-	-	-	-	-	1.6	0.1
DK/NA	-8	-	-	-	-	-	-	-	-	-	-	-	0.2	0.0
IAP	-1	100.0	100.0	100.0	100.0	100.0	100.0	100.0	100.0	100.0	100.0	100.0	0.0	94.4
N		7276	1508	1599	1576	1535	1396	1294	1370	1051	1031	1205	1230	22071

\*\*\* Keyword: Privacy Invasion, Election Poll

**Table 1749 Election poll burden 3: too many questions**

[Questionnaire] To what extent do you agree or disagree with each of the following statements?... It is exhaustive to answer so many questions in a election poll

[VAR] EPOLLTIRD

RESPONSE	PUNCH	03-07	2008	2009	2010	2011	2012	2013	2014	2016	2018	2021	2023	TOTAL
Strongly disagree	1	-	-	-	-	-	-	-	-	-	-	-	0.7	0.0
Mostly disagree	2	-	-	-	-	-	-	-	-	-	-	-	5.0	0.3
Somewhat disagree	3	-	-	-	-	-	-	-	-	-	-	-	14.6	0.8
Neither disagree nor agree	4	-	-	-	-	-	-	-	-	-	-	-	27.5	1.5
Somewhat agree	5	-	-	-	-	-	-	-	-	-	-	-	34.2	1.9
Mostly agree	6	-	-	-	-	-	-	-	-	-	-	-	14.6	0.8
Strongly agree	7	-	-	-	-	-	-	-	-	-	-	-	2.9	0.2
DK/NA	-8	-	-	-	-	-	-	-	-	-	-	-	0.5	0.0
IAP	-1	100.0	100.0	100.0	100.0	100.0	100.0	100.0	100.0	100.0	100.0	100.0	0.0	94.4
N		7276	1508	1599	1576	1535	1396	1294	1370	1051	1031	1205	1230	22071

\*\*\* Keyword: Election Poll

**Table 1750 Concerns about personal information security in election polls**

[Questionnaire] How concerned are you about personal information when you participate in an election poll?

[VAR] POLLWRRY

RESPONSE	PUNCH	03-07	2008	2009	2010	2011	2012	2013	2014	2016	2018	2021	2023	TOTAL
Very concerned	1	-	-	-	-	-	-	-	-	-	-	-	9.4	0.5
Somewhat concerned	2	-	-	-	-	-	-	-	-	-	-	-	53.1	3.0
Not very concerned	3	-	-	-	-	-	-	-	-	-	-	-	35.2	2.0
Not concerned at all	4	-	-	-	-	-	-	-	-	-	-	-	1.6	0.1
DK/NA	-8	-	-	-	-	-	-	-	-	-	-	-	0.7	0.0
IAP	-1	100.0	100.0	100.0	100.0	100.0	100.0	100.0	100.0	100.0	100.0	100.0	0.0	94.4
N		7276	1508	1599	1576	1535	1396	1294	1370	1051	1031	1205	1230	22071

\*\*\* Keyword: Election Poll, Personal information, Security

**Table 1751 Perception of political neutrality of election polling organizations**

[Questionnaire] To what extent do you think the institution conducting election polls is politically neutral?

[VAR] POLLNEUT

RESPONSE	PUNCH	03-07	2008	2009	2010	2011	2012	2013	2014	2016	2018	2021	2023	TOTAL
Very neutral	1	-	-	-	-	-	-	-	-	-	-	-	2.9	0.2
Somewhat neutral	2	-	-	-	-	-	-	-	-	-	-	-	56.4	3.1
Not that neutral	3	-	-	-	-	-	-	-	-	-	-	-	34.6	1.9
Not neutral at all	4	-	-	-	-	-	-	-	-	-	-	-	2.7	0.1
DK/NA	-8	-	-	-	-	-	-	-	-	-	-	-	3.4	0.2
IAP	-1	100.0	100.0	100.0	100.0	100.0	100.0	100.0	100.0	100.0	100.0	100.0	0.0	94.4
N		7276	1508	1599	1576	1535	1396	1294	1370	1051	1031	1205	1230	22071

\*\*\* Keyword: Election Poll, Neutrality

**Table 1752 Experience of survey request in the last 6 months**

[Questionnaire] Have you received a telephone, internet, or interview survey request in the last 6 months? (Please exclude today's survey)

[VAR] SURVEYN

RESPONSE	PUNCH	03-07	2008	2009	2010	2011	2012	2013	2014	2016	2018	2021	2023	TOTAL
Yes	1	-	-	-	-	-	-	-	-	-	34.4	16.9	-	2.5
No	2	-	-	-	-	-	-	-	-	-	65.4	82.3	-	7.5
DK/NA	-8	-	-	-	-	-	-	-	-	-	0.2	0.8	-	0.1
IAP	-1	100.0	100.0	100.0	100.0	100.0	100.0	100.0	100.0	100.0	0.0	0.0	100.0	89.9
N		7276	1508	1599	1576	1535	1396	1294	1370	1051	1031	1205	1230	22071

\* SHOW CARD

\*\*\* Keyword: Survey Request



**Table 1753 Experience requesting participation in election polls**

[Questionnaire] Have you received a telephone, internet, or interview election poll request from 2022 to now? (Please exclude today's survey)

[VAR] ESURVEYN

RESPONSE	PUNCH	03-07	2008	2009	2010	2011	2012	2013	2014	2016	2018	2021	2023	TOTAL
Yes	1	-	-	-	-	-	-	-	-	-	-	-	42.8	2.4
No	2	-	-	-	-	-	-	-	-	-	-	-	56.4	3.1
DK/NA	-8	-	-	-	-	-	-	-	-	-	-	-	0.8	0.0
IAP	-1	100.0	100.0	100.0	100.0	100.0	100.0	100.0	100.0	100.0	100.0	100.0	0.0	94.4
N		7276	1508	1599	1576	1535	1396	1294	1370	1051	1031	1205	1230	22071

\*\*\* Keyword: Election Poll

**Table 1754 Number of requests to participate in election polls**

[Questionnaire] Have you received a telephone, internet, or interview election poll request from 2022 to now?.. (If yes) How many times have you received?

[VAR] ESURASK

RESPONSE	PUNCH	03-07	2008	2009	2010	2011	2012	2013	2014	2016	2018	2021	2023	TOTAL
Once	1	-	-	-	-	-	-	-	-	-	-	-	6.8	0.4
2~3 times	2	-	-	-	-	-	-	-	-	-	-	-	22.4	1.2
4~6 times	3	-	-	-	-	-	-	-	-	-	-	-	7.9	0.4
7~9 times	4	-	-	-	-	-	-	-	-	-	-	-	0.9	0.0
more than 10 times	5	-	-	-	-	-	-	-	-	-	-	-	3.3	0.2
DK/NA	-8	-	-	-	-	-	-	-	-	-	-	-	1.5	0.1
IAP	-1	100.0	100.0	100.0	100.0	100.0	100.0	100.0	100.0	100.0	100.0	100.0	57.2	97.6
N		7276	1508	1599	1576	1535	1396	1294	1370	1051	1031	1205	1230	22071

\*\*\* Keyword: Election Poll

**Table 1755 Number of survey participation**

[Questionnaire] (IF YES) If you have been asked to do a survey, how many times have you participated?

[VAR] SURVEFRQ

RESPONSE	PUNCH	03-07	2008	2009	2010	2011	2012	2013	2014	2016	2018	2021	2023	TOTAL
0	0	-	-	-	-	-	-	-	-	-	15.7	0.0	-	0.7
1	1	-	-	-	-	-	-	-	-	-	7.1	5.6	-	0.6
2	2	-	-	-	-	-	-	-	-	-	5.8	3.6	-	0.5
3	3	-	-	-	-	-	-	-	-	-	2.7	2.6	-	0.3
4	4	-	-	-	-	-	-	-	-	-	0.9	1.0	-	0.1
5	5	-	-	-	-	-	-	-	-	-	0.5	0.6	-	0.1
6	6	-	-	-	-	-	-	-	-	-	0.3	0.4	-	0.0
7	7	-	-	-	-	-	-	-	-	-	0.2	0.0	-	0.0
8	8	-	-	-	-	-	-	-	-	-	0.0	0.0	-	0.0
9	9	-	-	-	-	-	-	-	-	-	0.0	0.0	-	0.0
10	10	-	-	-	-	-	-	-	-	-	0.4	0.2	-	0.0
DK/NA	-8	-	-	-	-	-	-	-	-	-	0.8	3.0	-	0.2
IAP	-1	100.0	100.0	100.0	100.0	100.0	100.0	100.0	100.0	100.0	65.6	83.1	100.0	97.5
N		7276	1508	1599	1576	1535	1396	1294	1370	1051	1031	1205	1230	22071

\*\* In 2021, if 'Yes' was selected in SURVEYN, "0" were not presented in SURVEFRQ.

\*\*\* Keyword: Survey Request, Number of Survey Participation

**Table 1756 Number of participation in election polls**

[Questionnaire] Have you received a telephone, internet, or interview election poll request from 2022 to now?.. (If yes) How many times have you participated?

[VAR] ESURFRQ

RESPONSE	PUNCH	03-07	2008	2009	2010	2011	2012	2013	2014	2016	2018	2021	2023	TOTAL
None	0	-	-	-	-	-	-	-	-	-	-	-	22.0	1.2
Once	1	-	-	-	-	-	-	-	-	-	-	-	14.0	0.8
2~3 times	2	-	-	-	-	-	-	-	-	-	-	-	5.1	0.3
4~6 times	3	-	-	-	-	-	-	-	-	-	-	-	0.3	0.0
7~9 times	4	-	-	-	-	-	-	-	-	-	-	-	0.1	0.0
more than 10 times	5	-	-	-	-	-	-	-	-	-	-	-	0.1	0.0
DK/NA	-8	-	-	-	-	-	-	-	-	-	-	-	1.1	0.1
IAP	-1	100.0	100.0	100.0	100.0	100.0	100.0	100.0	100.0	100.0	100.0	100.0	57.2	97.6
N		7276	1508	1599	1576	1535	1396	1294	1370	1051	1031	1205	1230	22071

\*\*\* Keyword: Election Poll

**Table 1757 Willingness to participate in election polls**

[Questionnaire] If you are selected to respond to election poll in the future, would you be willing to participate?

[VAR] ESURAGIN

RESPONSE	PUNCH	03-07	2008	2009	2010	2011	2012	2013	2014	2016	2018	2021	2023	TOTAL
Yes	1	-	-	-	-	-	-	-	-	-	-	-	23.5	1.3
No	2	-	-	-	-	-	-	-	-	-	-	-	71.2	4.0
DK	-8	-	-	-	-	-	-	-	-	-	-	-	5.3	0.3
IAP	-1	100.0	100.0	100.0	100.0	100.0	100.0	100.0	100.0	100.0	100.0	100.0	0.0	94.4
N		7276	1508	1599	1576	1535	1396	1294	1370	1051	1031	1205	1230	22071

\*\*\* Keyword: Election Poll



**Table 1758 Frequency of speaking ill of someone**

[Questionnaire] How often do you do the following things?... I have spoken ill of someone.

[VAR] SOCDESI1

RESPONSE	PUNCH	03-07	2008	2009	2010	2011	2012	2013	2014	2016	2018	2021	2023	TOTAL
Often	1	-	-	-	-	-	-	-	-	1.9	-	-	-	0.1
Sometimes	2	-	-	-	-	-	-	-	-	42.1	-	-	-	2.0
Rarely	3	-	-	-	-	-	-	-	-	38.7	-	-	-	1.8
Never	4	-	-	-	-	-	-	-	-	17.1	-	-	-	0.8
DK/NA	-8	-	-	-	-	-	-	-	-	0.2	-	-	-	0.0
IAP	-1	100.0	100.0	100.0	100.0	100.0	100.0	100.0	100.0	0.0	100.0	100.0	100.0	95.2
N		7276	1508	1599	1576	1535	1396	1294	1370	1051	1031	1205	1230	22071

\* SHOW CARD

\*\*\* Keyword: Human Relations

**Table 1759 Frequency of using someone for R's benefits**

[Questionnaire] How often do you do the following things?... I have used someone for my benefits.

[VAR] SOCDESI2

RESPONSE	PUNCH	03-07	2008	2009	2010	2011	2012	2013	2014	2016	2018	2021	2023	TOTAL
Often	1	-	-	-	-	-	-	-	-	0.3	-	-	-	0.0
Sometimes	2	-	-	-	-	-	-	-	-	13.4	-	-	-	0.6
Rarely	3	-	-	-	-	-	-	-	-	48.9	-	-	-	2.3
Never	4	-	-	-	-	-	-	-	-	37.2	-	-	-	1.8
DK/NA	-8	-	-	-	-	-	-	-	-	0.2	-	-	-	0.0
IAP	-1	100.0	100.0	100.0	100.0	100.0	100.0	100.0	100.0	0.0	100.0	100.0	100.0	95.2
N		7276	1508	1599	1576	1535	1396	1294	1370	1051	1031	1205	1230	22071

\* SHOW CARD

\*\*\* Keyword: Human Relations

**Table 1760 Frequency of being very jealous of someone's success**

[Questionnaire] How often do you do the following things?... I have been very jealous of someone's success.

[VAR] SOCDESI3

RESPONSE	PUNCH	03-07	2008	2009	2010	2011	2012	2013	2014	2016	2018	2021	2023	TOTAL
Often	1	-	-	-	-	-	-	-	-	0.8	-	-	-	0.0
Sometimes	2	-	-	-	-	-	-	-	-	30.5	-	-	-	1.4
Rarely	3	-	-	-	-	-	-	-	-	40.7	-	-	-	1.9
Never	4	-	-	-	-	-	-	-	-	27.8	-	-	-	1.3
DK/NA	-8	-	-	-	-	-	-	-	-	0.3	-	-	-	0.0
IAP	-1	100.0	100.0	100.0	100.0	100.0	100.0	100.0	100.0	0.0	100.0	100.0	100.0	95.2
N		7276	1508	1599	1576	1535	1396	1294	1370	1051	1031	1205	1230	22071

\* SHOW CARD

\*\*\* Keyword: Human Relations, Success

**Table 1761 Likelihood of getting covid-19**

[Questionnaire] What do you consider to be your own probability of getting infected with COVID-19?

[VAR] COVIDINF

RESPONSE	PUNCH	03-07	2008	2009	2010	2011	2012	2013	2014	2016	2018	2021	2023	TOTAL
Extremely likely	1	-	-	-	-	-	-	-	-	-	-	0.7	-	0.0
	2	-	-	-	-	-	-	-	-	-	-	3.5	-	0.2
	3	-	-	-	-	-	-	-	-	-	-	13.2	-	0.7
	4	-	-	-	-	-	-	-	-	-	-	30.7	-	1.7
	5	-	-	-	-	-	-	-	-	-	-	28.6	-	1.6
	6	-	-	-	-	-	-	-	-	-	-	17.2	-	0.9
Extremely unlikely	7	-	-	-	-	-	-	-	-	-	-	5.3	-	0.3
DK/NA	-8	-	-	-	-	-	-	-	-	-	-	0.7	-	0.0
IAP	-1	100.0	100.0	100.0	100.0	100.0	100.0	100.0	100.0	100.0	100.0	0.0	100.0	94.5
N		7276	1508	1599	1576	1535	1396	1294	1370	1051	1031	1205	1230	22071

\*\*\* Keyword: COVID-19

**Table 1762 Current gov. has responded to the spread of Covid-19 well**

[Questionnaire] Do you think have the current government has responded to the spread of COVID-19 well?

[VAR] COVIDGOV

RESPONSE	PUNCH	03-07	2008	2009	2010	2011	2012	2013	2014	2016	2018	2021	2023	TOTAL
They're doing well	1	-	-	-	-	-	-	-	-	-	-	58.3	-	3.2
They're doing bad	2	-	-	-	-	-	-	-	-	-	-	20.8	-	1.1
Neither well or bad	3	-	-	-	-	-	-	-	-	-	-	19.8	-	1.1
DK/NA	-8	-	-	-	-	-	-	-	-	-	-	1.1	-	0.1
IAP	-1	100.0	100.0	100.0	100.0	100.0	100.0	100.0	100.0	100.0	100.0	0.0	100.0	94.5
N		7276	1508	1599	1576	1535	1396	1294	1370	1051	1031	1205	1230	22071

\*\*\* Keyword: Government, COVID-19

**Table 1763 How often do you wear a mask?**

[Questionnaire] The usage of masks is becoming long-term. How often did you wear a mask for the first half of this year?

[VAR] COVIDMAS

RESPONSE	PUNCH	03-07	2008	2009	2010	2011	2012	2013	2014	2016	2018	2021	2023	TOTAL
I always wear a mask regardless of COVID-19 guidelines.	1	-	-	-	-	-	-	-	-	-	-	58.1	-	3.2
I only wear a mask when it aligns with keeping COVID-19 guidelines	2	-	-	-	-	-	-	-	-	-	-	41.4	-	2.3
I tend to not wear a mask even though I know it's a violation of COVID-19 guidelines	3	-	-	-	-	-	-	-	-	-	-	0.5	-	0.0
DK/NA	-8	-	-	-	-	-	-	-	-	-	-	0.0	-	0.0
IAP	-1	100.0	100.0	100.0	100.0	100.0	100.0	100.0	100.0	100.0	100.0	0.0	100.0	94.5
N		7276	1508	1599	1576	1535	1396	1294	1370	1051	1031	1205	1230	22071

\*\*\* Keyword: Mask, COVID-19



**Table 1764 How often do you meet face-to-face with others?**

[Questionnaire] The restriction on face-to-face gatherings are becoming long-term. How often did you meet face-to-face with other?

[VAR] COVIDMET

RESPONSE	PUNCH	03-07	2008	2009	2010	2011	2012	2013	2014	2016	2018	2021	2023	TOTAL
I tend to not have face-to-face meetings regardless of COVID-19 guidelines	1	-	-	-	-	-	-	-	-	-	-	23.6	-	1.3
I tend to have face-to-face meetings while keeping COVID-19 guidelines	2	-	-	-	-	-	-	-	-	-	-	74.8	-	4.1
I tend to have face-to-face meetings even when I know it's a violation of COVID-19 guidelines	3	-	-	-	-	-	-	-	-	-	-	1.4	-	0.1
DK/NA	-8	-	-	-	-	-	-	-	-	-	-	0.2	-	0.0
IAP	-1	100.0	100.0	100.0	100.0	100.0	100.0	100.0	100.0	100.0	100.0	0.0	100.0	94.5
N		7276	1508	1599	1576	1535	1396	1294	1370	1051	1031	1205	1230	22071

\*\*\* Keyword: COVID-19

**Table 1765 Individual liberty versus public safety in times of covid-19**

[Questionnaire] Out of individual liberty and public safety, which COVID-19 guideline should prioritize more?

[VAR] COVIDFRE

RESPONSE	PUNCH	03-07	2008	2009	2010	2011	2012	2013	2014	2016	2018	2021	2023	TOTAL
Personal freedom first	1	-	-	-	-	-	-	-	-	-	-	0.4	-	0.0
2	2	-	-	-	-	-	-	-	-	-	-	4.0	-	0.2
Both are important	3	-	-	-	-	-	-	-	-	-	-	53.4	-	2.9
4	4	-	-	-	-	-	-	-	-	-	-	19.4	-	1.1
Public safety first	5	-	-	-	-	-	-	-	-	-	-	22.7	-	1.2
DK/NA	-8	-	-	-	-	-	-	-	-	-	-	0.1	-	0.0
IAP	-1	100.0	100.0	100.0	100.0	100.0	100.0	100.0	100.0	100.0	100.0	0.0	100.0	94.5
N		7276	1508	1599	1576	1535	1396	1294	1370	1051	1031	1205	1230	22071

\*\*\* Keyword: Vaccine, Mask, COVID-19

**Table 1766 How well do you deal with unpredictable situations?**

[Questionnaire] How well do you think you're dealing with unpredictable situations that spawn from COVID-19?

[VAR] COVIDRES

RESPONSE	PUNCH	03-07	2008	2009	2010	2011	2012	2013	2014	2016	2018	2021	2023	TOTAL
Very well	1	-	-	-	-	-	-	-	-	-	-	9.3	-	0.5
Well	2	-	-	-	-	-	-	-	-	-	-	58.5	-	3.2
Average	3	-	-	-	-	-	-	-	-	-	-	26.2	-	1.4
Not so well	4	-	-	-	-	-	-	-	-	-	-	5.1	-	0.3
Impossible to deal with	5	-	-	-	-	-	-	-	-	-	-	0.7	-	0.0
DK/NA	-8	-	-	-	-	-	-	-	-	-	-	0.1	-	0.0
IAP	-1	100.0	100.0	100.0	100.0	100.0	100.0	100.0	100.0	100.0	100.0	0.0	100.0	94.5
N		7276	1508	1599	1576	1535	1396	1294	1370	1051	1031	1205	1230	22071

\*\*\* Keyword: COVID-19

**Table 1767 What does a mask mean to you?: helpful**

[Questionnaire] Face-covering masks that fight against COVID-19 hold different meanings for people. What does a mask mean to you? Please choose all that apply... Something helpful

[VAR] MASKWHT1

RESPONSE	PUNCH	03-07	2008	2009	2010	2011	2012	2013	2014	2016	2018	2021	2023	TOTAL
Yes	1	-	-	-	-	-	-	-	-	-	-	72.2	-	3.9
No	2	-	-	-	-	-	-	-	-	-	-	27.8	-	1.5
DK/NA	-8	-	-	-	-	-	-	-	-	-	-	0.0	-	0.0
IAP	-1	100.0	100.0	100.0	100.0	100.0	100.0	100.0	100.0	100.0	100.0	0.0	100.0	94.5
N		7276	1508	1599	1576	1535	1396	1294	1370	1051	1031	1205	1230	22071

\*\*\* Keyword: Mask, COVID-19

**Table 1768 What does a mask mean to you?: usefulness**

[Questionnaire] Face-covering masks that fight against COVID-19 hold different meanings for people. What does a mask mean to you? Please choose all that apply... Something useless

[VAR] MASKWHT2

RESPONSE	PUNCH	03-07	2008	2009	2010	2011	2012	2013	2014	2016	2018	2021	2023	TOTAL
Yes	1	-	-	-	-	-	-	-	-	-	-	3.6	-	0.2
No	2	-	-	-	-	-	-	-	-	-	-	96.4	-	5.3
DK/NA	-8	-	-	-	-	-	-	-	-	-	-	0.0	-	0.0
IAP	-1	100.0	100.0	100.0	100.0	100.0	100.0	100.0	100.0	100.0	100.0	0.0	100.0	94.5
N		7276	1508	1599	1576	1535	1396	1294	1370	1051	1031	1205	1230	22071

\*\*\* Keyword: Mask, COVID-19

**Table 1769 What does a mask mean to you?: hassle**

[Questionnaire] Face-covering masks that fight against COVID-19 hold different meanings for people. What does a mask mean to you? Please choose all that apply... Something hassle

[VAR] MASKWHT3

RESPONSE	PUNCH	03-07	2008	2009	2010	2011	2012	2013	2014	2016	2018	2021	2023	TOTAL
Yes	1	-	-	-	-	-	-	-	-	-	-	33.7	-	1.8
No	2	-	-	-	-	-	-	-	-	-	-	66.3	-	3.6
DK/NA	-8	-	-	-	-	-	-	-	-	-	-	0.0	-	0.0
IAP	-1	100.0	100.0	100.0	100.0	100.0	100.0	100.0	100.0	100.0	100.0	0.0	100.0	94.5
N		7276	1508	1599	1576	1535	1396	1294	1370	1051	1031	1205	1230	22071

\*\*\* Keyword: Mask, COVID-19



**Table 1770 What does a mask mean to you?: mundane**

[Questionnaire] Face-covering masks that fight against COVID-19 hold different meanings for people. What does a mask mean to you? Please choose all that apply... Something mundane

[VAR] MASKWHT4

RESPONSE	PUNCH	03-07	2008	2009	2010	2011	2012	2013	2014	2016	2018	2021	2023	TOTAL
Yes	1	-	-	-	-	-	-	-	-	-	-	49.5	-	2.7
No	2	-	-	-	-	-	-	-	-	-	-	50.5	-	2.8
DK/NA	-8	-	-	-	-	-	-	-	-	-	-	0.0	-	0.0
IAP	-1	100.0	100.0	100.0	100.0	100.0	100.0	100.0	100.0	100.0	100.0	0.0	100.0	94.5
N		7276	1508	1599	1576	1535	1396	1294	1370	1051	1031	1205	1230	22071

\*\*\* Keyword: Mask, COVID-19

**Table 1771 What does a mask mean to you?: complicated**

[Questionnaire] Face-covering masks that fight against COVID-19 hold different meanings for people. What does a mask mean to you? Please choose all that apply... Something complicated

[VAR] MASKWHT5

RESPONSE	PUNCH	03-07	2008	2009	2010	2011	2012	2013	2014	2016	2018	2021	2023	TOTAL
Yes	1	-	-	-	-	-	-	-	-	-	-	10.0	-	0.5
No	2	-	-	-	-	-	-	-	-	-	-	90.0	-	4.9
DK/NA	-8	-	-	-	-	-	-	-	-	-	-	0.0	-	0.0
IAP	-1	100.0	100.0	100.0	100.0	100.0	100.0	100.0	100.0	100.0	100.0	0.0	100.0	94.5
N		7276	1508	1599	1576	1535	1396	1294	1370	1051	1031	1205	1230	22071

\*\*\* Keyword: Mask, COVID-19

**Table 1772 What does a mask mean to you?: nervous**

[Questionnaire] Face-covering masks that fight against COVID-19 hold different meanings for people. What does a mask mean to you? Please choose all that apply... Something nervous and sensitive

[VAR] MASKWHT6

RESPONSE	PUNCH	03-07	2008	2009	2010	2011	2012	2013	2014	2016	2018	2021	2023	TOTAL
Yes	1	-	-	-	-	-	-	-	-	-	-	18.9	-	1.0
No	2	-	-	-	-	-	-	-	-	-	-	81.1	-	4.4
DK/NA	-8	-	-	-	-	-	-	-	-	-	-	0.0	-	0.0
IAP	-1	100.0	100.0	100.0	100.0	100.0	100.0	100.0	100.0	100.0	100.0	0.0	100.0	94.5
N		7276	1508	1599	1576	1535	1396	1294	1370	1051	1031	1205	1230	22071

\*\*\* Keyword: Mask, COVID-19

**Table 1773 What does a mask mean to you?: private life**

[Questionnaire] Face-covering masks that fight against COVID-19 hold different meanings for people. What does a mask mean to you? Please choose all that apply... A private life

[VAR] MASKWHT7

RESPONSE	PUNCH	03-07	2008	2009	2010	2011	2012	2013	2014	2016	2018	2021	2023	TOTAL
Yes	1	-	-	-	-	-	-	-	-	-	-	19.0	-	1.0
No	2	-	-	-	-	-	-	-	-	-	-	81.0	-	4.4
DK/NA	-8	-	-	-	-	-	-	-	-	-	-	0.0	-	0.0
IAP	-1	100.0	100.0	100.0	100.0	100.0	100.0	100.0	100.0	100.0	100.0	0.0	100.0	94.5
N		7276	1508	1599	1576	1535	1396	1294	1370	1051	1031	1205	1230	22071

\*\*\* Keyword: Mask, COVID-19

**Table 1774 What does a mask mean to you?: community spirit**

[Questionnaire] Face-covering masks that fight against COVID-19 hold different meanings for people. What does a mask mean to you? Please choose all that apply... A community spirit

[VAR] MASKWHT8

RESPONSE	PUNCH	03-07	2008	2009	2010	2011	2012	2013	2014	2016	2018	2021	2023	TOTAL
Yes	1	-	-	-	-	-	-	-	-	-	-	37.2	-	2.0
No	2	-	-	-	-	-	-	-	-	-	-	62.8	-	3.4
DK/NA	-8	-	-	-	-	-	-	-	-	-	-	0.0	-	0.0
IAP	-1	100.0	100.0	100.0	100.0	100.0	100.0	100.0	100.0	100.0	100.0	0.0	100.0	94.5
N		7276	1508	1599	1576	1535	1396	1294	1370	1051	1031	1205	1230	22071

\*\*\* Keyword: Mask, COVID-19

**Table 1775 What does a mask mean to you?: collective oppression**

[Questionnaire] Face-covering masks that fight against COVID-19 hold different meanings for people. What does a mask mean to you? Please choose all that apply... A collective oppression

[VAR] MASKWHT9

RESPONSE	PUNCH	03-07	2008	2009	2010	2011	2012	2013	2014	2016	2018	2021	2023	TOTAL
Yes	1	-	-	-	-	-	-	-	-	-	-	3.9	-	0.2
No	2	-	-	-	-	-	-	-	-	-	-	96.1	-	5.2
DK/NA	-8	-	-	-	-	-	-	-	-	-	-	0.0	-	0.0
IAP	-1	100.0	100.0	100.0	100.0	100.0	100.0	100.0	100.0	100.0	100.0	0.0	100.0	94.5
N		7276	1508	1599	1576	1535	1396	1294	1370	1051	1031	1205	1230	22071

\*\*\* Keyword: Mask, COVID-19



**Table 1776 Getting a covid-19 vaccine**

[Questionnaire] Are you going to get a COVID-19 vaccine?

[VAR] VACCINE

RESPONSE	PUNCH	03-07	2008	2009	2010	2011	2012	2013	2014	2016	2018	2021	2023	TOTAL
I will never get vaccinated	1	-	-	-	-	-	-	-	-	-	-	0.7	-	0.0
I will probably not get vaccinated	2	-	-	-	-	-	-	-	-	-	-	2.9	-	0.2
I will probably get vaccinated	3	-	-	-	-	-	-	-	-	-	-	9.1	-	0.5
I will for certain get vaccinated	4	-	-	-	-	-	-	-	-	-	-	17.5	-	1.0
I've already got vaccinated	5	-	-	-	-	-	-	-	-	-	-	69.6	-	3.8
DK/NA	-8	-	-	-	-	-	-	-	-	-	-	0.2	-	0.0
IAP	-1	100.0	100.0	100.0	100.0	100.0	100.0	100.0	100.0	100.0	100.0	0.0	100.0	94.5
N		7276	1508	1599	1576	1535	1396	1294	1370	1051	1031	1205	1230	22071

\*\*\* Keyword: Vaccine, COVID-19

**Table 1777 Important to think new ideas and being creative**

[Questionnaire] Now you will see descriptions of some persons. Please look at each description and indicate how much each person is or is not like you. Use this scale for your answer... Thinking up new ideas and being creative is important to her/him. She/he likes to do things in her/his own original way.

[VAR] VALUES1

RESPONSE	PUNCH	03-07	2008	2009	2010	2011	2012	2013	2014	2016	2018	2021	2023	TOTAL
Very similar	1	-	-	-	-	-	-	-	-	-	-	2.3	-	0.1
Similar	2	-	-	-	-	-	-	-	-	-	-	16.2	-	0.9
Mostly Similar	3	-	-	-	-	-	-	-	-	-	-	30.0	-	1.6
Somewhat similar	4	-	-	-	-	-	-	-	-	-	-	32.7	-	1.8
Not similar	5	-	-	-	-	-	-	-	-	-	-	16.9	-	0.9
Not similar at all	6	-	-	-	-	-	-	-	-	-	-	1.4	-	0.1
DK/NA	-8	-	-	-	-	-	-	-	-	-	-	0.4	-	0.0
IAP	-1	100.0	100.0	100.0	100.0	100.0	100.0	100.0	100.0	100.0	100.0	0.0	100.0	94.5
N		7276	1508	1599	1576	1535	1396	1294	1370	1051	1031	1205	1230	22071

\*\*\* Keyword: Values

**Table 1778 Important to be rich, have money and expensive things**

[Questionnaire] Now you will see descriptions of some persons. Please look at each description and indicate how much each person is or is not like you. Use this scale for your answer... It is important to her/him to be rich. She/he wants to have a lot of money and expensive things.

[VAR] VALUES2

RESPONSE	PUNCH	03-07	2008	2009	2010	2011	2012	2013	2014	2016	2018	2021	2023	TOTAL
Very similar	1	-	-	-	-	-	-	-	-	-	-	4.1	-	0.2
Similar	2	-	-	-	-	-	-	-	-	-	-	18.7	-	1.0
Mostly Similar	3	-	-	-	-	-	-	-	-	-	-	32.9	-	1.8
Somewhat similar	4	-	-	-	-	-	-	-	-	-	-	27.6	-	1.5
Not similar	5	-	-	-	-	-	-	-	-	-	-	15.0	-	0.8
Not similar at all	6	-	-	-	-	-	-	-	-	-	-	1.5	-	0.1
DK/NA	-8	-	-	-	-	-	-	-	-	-	-	0.2	-	0.0
IAP	-1	100.0	100.0	100.0	100.0	100.0	100.0	100.0	100.0	100.0	100.0	0.0	100.0	94.5
N		7276	1508	1599	1576	1535	1396	1294	1370	1051	1031	1205	1230	22071

\*\*\* Keyword: Values

**Table 1779 Important that people are treated equally and have equal opportunities**

[Questionnaire] Now you will see descriptions of some persons. Please look at each description and indicate how much each person is or is not like you. Use this scale for your answer... She/he thinks it is important that every person in the world should be treated equally. She/he believes everyone should have equal opportunities in life.

[VAR] VALUES3

RESPONSE	PUNCH	03-07	2008	2009	2010	2011	2012	2013	2014	2016	2018	2021	2023	TOTAL
Very similar	1	-	-	-	-	-	-	-	-	-	-	6.9	-	0.4
Similar	2	-	-	-	-	-	-	-	-	-	-	23.7	-	1.3
Mostly Similar	3	-	-	-	-	-	-	-	-	-	-	33.2	-	1.8
Somewhat similar	4	-	-	-	-	-	-	-	-	-	-	29.0	-	1.6
Not similar	5	-	-	-	-	-	-	-	-	-	-	6.2	-	0.3
Not similar at all	6	-	-	-	-	-	-	-	-	-	-	0.7	-	0.0
DK/NA	-8	-	-	-	-	-	-	-	-	-	-	0.2	-	0.0
IAP	-1	100.0	100.0	100.0	100.0	100.0	100.0	100.0	100.0	100.0	100.0	0.0	100.0	94.5
N		7276	1508	1599	1576	1535	1396	1294	1370	1051	1031	1205	1230	22071

\*\*\* Keyword: Values

**Table 1780 Important to show abilities and be admired**

[Questionnaire] Now you will see descriptions of some persons. Please look at each description and indicate how much each person is or is not like you. Use this scale for your answer... It's important to her/him to show her/his abilities. She/he wants people to admire what she/he does.

[VAR] VALUES4

RESPONSE	PUNCH	03-07	2008	2009	2010	2011	2012	2013	2014	2016	2018	2021	2023	TOTAL
Very similar	1	-	-	-	-	-	-	-	-	-	-	2.8	-	0.2
Similar	2	-	-	-	-	-	-	-	-	-	-	20.0	-	1.1
Mostly Similar	3	-	-	-	-	-	-	-	-	-	-	33.9	-	1.9
Somewhat similar	4	-	-	-	-	-	-	-	-	-	-	28.6	-	1.6
Not similar	5	-	-	-	-	-	-	-	-	-	-	12.8	-	0.7
Not similar at all	6	-	-	-	-	-	-	-	-	-	-	1.5	-	0.1
DK/NA	-8	-	-	-	-	-	-	-	-	-	-	0.3	-	0.0
IAP	-1	100.0	100.0	100.0	100.0	100.0	100.0	100.0	100.0	100.0	100.0	0.0	100.0	94.5
N		7276	1508	1599	1576	1535	1396	1294	1370	1051	1031	1205	1230	22071

\*\*\* Keyword: Values



**Table 1781 Important to live in secure and safe surroundings**

[Questionnaire] Now you will see descriptions of some persons. Please look at each description and indicate how much each person is or is not like you. Use this scale for your answer... It is important to her/him to live in secure surroundings. She/he avoids anything that might endanger her/his safety.

[VAR] VALUES5

RESPONSE	PUNCH	03-07	2008	2009	2010	2011	2012	2013	2014	2016	2018	2021	2023	TOTAL
Very similar	1	-	-	-	-	-	-	-	-	-	-	7.5	-	0.4
Similar	2	-	-	-	-	-	-	-	-	-	-	22.1	-	1.2
Mostly Similar	3	-	-	-	-	-	-	-	-	-	-	33.3	-	1.8
Somewhat similar	4	-	-	-	-	-	-	-	-	-	-	26.8	-	1.5
Not similar	5	-	-	-	-	-	-	-	-	-	-	9.0	-	0.5
Not similar at all	6	-	-	-	-	-	-	-	-	-	-	0.9	-	0.0
DK/NA	-8	-	-	-	-	-	-	-	-	-	-	0.3	-	0.0
IAP	-1	100.0	100.0	100.0	100.0	100.0	100.0	100.0	100.0	100.0	100.0	0.0	100.0	94.5
N		7276	1508	1599	1576	1535	1396	1294	1370	1051	1031	1205	1230	22071

\*\*\* Keyword: Values, Safety

**Table 1782 Important to try new and different things in life**

[Questionnaire] Now you will see descriptions of some persons. Please look at each description and indicate how much each person is or is not like you. Use this scale for your answer... She/he likes surprises and is always looking for new things to do. She/he thinks it is important to do lots of different things in life.

[VAR] VALUES6

RESPONSE	PUNCH	03-07	2008	2009	2010	2011	2012	2013	2014	2016	2018	2021	2023	TOTAL
Very similar	1	-	-	-	-	-	-	-	-	-	-	4.9	-	0.3
Similar	2	-	-	-	-	-	-	-	-	-	-	17.6	-	1.0
Mostly Similar	3	-	-	-	-	-	-	-	-	-	-	31.3	-	1.7
Somewhat similar	4	-	-	-	-	-	-	-	-	-	-	29.6	-	1.6
Not similar	5	-	-	-	-	-	-	-	-	-	-	14.0	-	0.8
Not similar at all	6	-	-	-	-	-	-	-	-	-	-	2.3	-	0.1
DK/NA	-8	-	-	-	-	-	-	-	-	-	-	0.2	-	0.0
IAP	-1	100.0	100.0	100.0	100.0	100.0	100.0	100.0	100.0	100.0	100.0	0.0	100.0	94.5
N		7276	1508	1599	1576	1535	1396	1294	1370	1051	1031	1205	1230	22071

\*\*\* Keyword: Values

**Table 1783 Important to do what is told and follow rules**

[Questionnaire] Now you will see descriptions of some persons. Please look at each description and indicate how much each person is or is not like you. Use this scale for your answer... She/he believes that people should do what they're told. She/he thinks people should follow rules at all times, even when no-one is watching.

[VAR] VALUES7

RESPONSE	PUNCH	03-07	2008	2009	2010	2011	2012	2013	2014	2016	2018	2021	2023	TOTAL
Very similar	1	-	-	-	-	-	-	-	-	-	-	3.9	-	0.2
Similar	2	-	-	-	-	-	-	-	-	-	-	20.7	-	1.1
Mostly Similar	3	-	-	-	-	-	-	-	-	-	-	32.8	-	1.8
Somewhat similar	4	-	-	-	-	-	-	-	-	-	-	28.4	-	1.5
Not similar	5	-	-	-	-	-	-	-	-	-	-	12.9	-	0.7
Not similar at all	6	-	-	-	-	-	-	-	-	-	-	1.2	-	0.1
DK/NA	-8	-	-	-	-	-	-	-	-	-	-	0.1	-	0.0
IAP	-1	100.0	100.0	100.0	100.0	100.0	100.0	100.0	100.0	100.0	100.0	0.0	100.0	94.5
N		7276	1508	1599	1576	1535	1396	1294	1370	1051	1031	1205	1230	22071

\*\*\* Keyword: Values

**Table 1784 Important to understand different people**

[Questionnaire] Now you will see descriptions of some persons. Please look at each description and indicate how much each person is or is not like you. Use this scale for your answer... It is important to her/him to listen to people who are different from her/him. Even when she/he disagrees with them, she/he still wants to understand them.

[VAR] VALUES8

RESPONSE	PUNCH	03-07	2008	2009	2010	2011	2012	2013	2014	2016	2018	2021	2023	TOTAL
Very similar	1	-	-	-	-	-	-	-	-	-	-	4.2	-	0.2
Similar	2	-	-	-	-	-	-	-	-	-	-	22.2	-	1.2
Mostly Similar	3	-	-	-	-	-	-	-	-	-	-	37.7	-	2.1
Somewhat similar	4	-	-	-	-	-	-	-	-	-	-	27.9	-	1.5
Not similar	5	-	-	-	-	-	-	-	-	-	-	6.9	-	0.4
Not similar at all	6	-	-	-	-	-	-	-	-	-	-	1.0	-	0.1
DK/NA	-8	-	-	-	-	-	-	-	-	-	-	0.1	-	0.0
IAP	-1	100.0	100.0	100.0	100.0	100.0	100.0	100.0	100.0	100.0	100.0	0.0	100.0	94.5
N		7276	1508	1599	1576	1535	1396	1294	1370	1051	1031	1205	1230	22071

\*\*\* Keyword: Values



**Table 1785 Important to be humble and modest, not draw attention**

[Questionnaire] Now you will see descriptions of some persons. Please look at each description and indicate how much each person is or is not like you. Use this scale for your answer... It is important to her/him to be humble and modest. She/he tries not to draw attention to herself/himself.

[VAR] VALUES9

RESPONSE	PUNCH	03-07	2008	2009	2010	2011	2012	2013	2014	2016	2018	2021	2023	TOTAL
Very similar	1	-	-	-	-	-	-	-	-	-	-	4.3	-	0.2
Similar	2	-	-	-	-	-	-	-	-	-	-	21.4	-	1.2
Mostly Similar	3	-	-	-	-	-	-	-	-	-	-	35.3	-	1.9
Somewhat similar	4	-	-	-	-	-	-	-	-	-	-	27.0	-	1.5
Not similar	5	-	-	-	-	-	-	-	-	-	-	10.6	-	0.6
Not similar at all	6	-	-	-	-	-	-	-	-	-	-	1.3	-	0.1
DK/NA	-8	-	-	-	-	-	-	-	-	-	-	0.0	-	0.0
IAP	-1	100.0	100.0	100.0	100.0	100.0	100.0	100.0	100.0	100.0	100.0	0.0	100.0	94.5
N		7276	1508	1599	1576	1535	1396	1294	1370	1051	1031	1205	1230	22071

\*\*\* Keyword: Values

**Table 1786 Important to have a good time**

[Questionnaire] Now you will see descriptions of some persons. Please look at each description and indicate how much each person is or is not like you. Use this scale for your answer... Having a good time is important to her/him. She/he likes to 'spoil' herself/himself.

[VAR] VALUES10

RESPONSE	PUNCH	03-07	2008	2009	2010	2011	2012	2013	2014	2016	2018	2021	2023	TOTAL
Very similar	1	-	-	-	-	-	-	-	-	-	-	6.9	-	0.4
Similar	2	-	-	-	-	-	-	-	-	-	-	23.6	-	1.3
Mostly Similar	3	-	-	-	-	-	-	-	-	-	-	34.6	-	1.9
Somewhat similar	4	-	-	-	-	-	-	-	-	-	-	25.3	-	1.4
Not similar	5	-	-	-	-	-	-	-	-	-	-	8.8	-	0.5
Not similar at all	6	-	-	-	-	-	-	-	-	-	-	0.8	-	0.0
DK/NA	-8	-	-	-	-	-	-	-	-	-	-	0.0	-	0.0
IAP	-1	100.0	100.0	100.0	100.0	100.0	100.0	100.0	100.0	100.0	100.0	0.0	100.0	94.5
N		7276	1508	1599	1576	1535	1396	1294	1370	1051	1031	1205	1230	22071

\*\*\* Keyword: Values

**Table 1787 Important to make own decisions and be free**

[Questionnaire] Now you will see descriptions of some persons. Please look at each description and indicate how much each person is or is not like you. Use this scale for your answer... It is important to her/him to make her/his own decisions about what she/he does. She/he likes to be free and not depend on others.

[VAR] VALUES11

RESPONSE	PUNCH	03-07	2008	2009	2010	2011	2012	2013	2014	2016	2018	2021	2023	TOTAL
Very similar	1	-	-	-	-	-	-	-	-	-	-	8.0	-	0.4
Similar	2	-	-	-	-	-	-	-	-	-	-	21.1	-	1.2
Mostly Similar	3	-	-	-	-	-	-	-	-	-	-	34.0	-	1.9
Somewhat similar	4	-	-	-	-	-	-	-	-	-	-	29.1	-	1.6
Not similar	5	-	-	-	-	-	-	-	-	-	-	7.0	-	0.4
Not similar at all	6	-	-	-	-	-	-	-	-	-	-	0.7	-	0.0
DK/NA	-8	-	-	-	-	-	-	-	-	-	-	0.2	-	0.0
IAP	-1	100.0	100.0	100.0	100.0	100.0	100.0	100.0	100.0	100.0	100.0	0.0	100.0	94.5
N		7276	1508	1599	1576	1535	1396	1294	1370	1051	1031	1205	1230	22071

\*\*\* Keyword: Values, Freedom

**Table 1788 Important to help people and care for others well-being**

[Questionnaire] Now you will see descriptions of some persons. Please look at each description and indicate how much each person is or is not like you. Use this scale for your answer... It's very important to her/him to help the people around her/him. She/he wants to care for their well-being.

[VAR] VALUES12

RESPONSE	PUNCH	03-07	2008	2009	2010	2011	2012	2013	2014	2016	2018	2021	2023	TOTAL
Very similar	1	-	-	-	-	-	-	-	-	-	-	2.7	-	0.1
Similar	2	-	-	-	-	-	-	-	-	-	-	21.9	-	1.2
Mostly Similar	3	-	-	-	-	-	-	-	-	-	-	35.2	-	1.9
Somewhat similar	4	-	-	-	-	-	-	-	-	-	-	28.9	-	1.6
Not similar	5	-	-	-	-	-	-	-	-	-	-	10.2	-	0.6
Not similar at all	6	-	-	-	-	-	-	-	-	-	-	0.8	-	0.0
DK/NA	-8	-	-	-	-	-	-	-	-	-	-	0.2	-	0.0
IAP	-1	100.0	100.0	100.0	100.0	100.0	100.0	100.0	100.0	100.0	100.0	0.0	100.0	94.5
N		7276	1508	1599	1576	1535	1396	1294	1370	1051	1031	1205	1230	22071

\*\*\* Keyword: Values



**Table 1789 Important to be successful and that people recognise achievements**

[Questionnaire] Now you will see descriptions of some persons. Please look at each description and indicate how much each person is or is not like you. Use this scale for your answer... Being successful in life is important to her/him.

She/he hopes people will recognize her/his achievements.

[VAR] VALUES13

RESPONSE	PUNCH	03-07	2008	2009	2010	2011	2012	2013	2014	2016	2018	2021	2023	TOTAL
Very similar	1	-	-	-	-	-	-	-	-	-	-	4.6	-	0.3
Similar	2	-	-	-	-	-	-	-	-	-	-	24.4	-	1.3
Mostly Similar	3	-	-	-	-	-	-	-	-	-	-	31.5	-	1.7
Somewhat similar	4	-	-	-	-	-	-	-	-	-	-	28.0	-	1.5
Not similar	5	-	-	-	-	-	-	-	-	-	-	10.4	-	0.6
Not similar at all	6	-	-	-	-	-	-	-	-	-	-	1.1	-	0.1
DK/NA	-8	-	-	-	-	-	-	-	-	-	-	0.0	-	0.0
IAP	-1	100.0	100.0	100.0	100.0	100.0	100.0	100.0	100.0	100.0	100.0	0.0	100.0	94.5
N		7276	1508	1599	1576	1535	1396	1294	1370	1051	1031	1205	1230	22071

\*\*\* Keyword: Values, Success

**Table 1790 Important that government is strong and ensures safety**

[Questionnaire] Now you will see descriptions of some persons. Please look at each description and indicate how much each person is or is not like you. Use this scale for your answer... It is important to her/him that the government ensures her/his safety against all threats. She/he wants the state to be strong so it can defend its citizens.

[VAR] VALUES14

RESPONSE	PUNCH	03-07	2008	2009	2010	2011	2012	2013	2014	2016	2018	2021	2023	TOTAL
Very similar	1	-	-	-	-	-	-	-	-	-	-	6.0	-	0.3
Similar	2	-	-	-	-	-	-	-	-	-	-	23.8	-	1.3
Mostly Similar	3	-	-	-	-	-	-	-	-	-	-	36.8	-	2.0
Somewhat similar	4	-	-	-	-	-	-	-	-	-	-	24.6	-	1.3
Not similar	5	-	-	-	-	-	-	-	-	-	-	7.8	-	0.4
Not similar at all	6	-	-	-	-	-	-	-	-	-	-	0.7	-	0.0
DK/NA	-8	-	-	-	-	-	-	-	-	-	-	0.2	-	0.0
IAP	-1	100.0	100.0	100.0	100.0	100.0	100.0	100.0	100.0	100.0	100.0	0.0	100.0	94.5
N		7276	1508	1599	1576	1535	1396	1294	1370	1051	1031	1205	1230	22071

\*\*\* Keyword: Values, Safety

**Table 1791 Important to seek adventures and have an exciting life**

[Questionnaire] Now you will see descriptions of some persons. Please look at each description and indicate how much each person is or is not like you. Use this scale for your answer... She/he looks for adventures and likes to take risks. She/he wants to have an exciting life.

[VAR] VALUES15

RESPONSE	PUNCH	03-07	2008	2009	2010	2011	2012	2013	2014	2016	2018	2021	2023	TOTAL
Very similar	1	-	-	-	-	-	-	-	-	-	-	2.3	-	0.1
Similar	2	-	-	-	-	-	-	-	-	-	-	14.4	-	0.8
Mostly Similar	3	-	-	-	-	-	-	-	-	-	-	27.1	-	1.5
Somewhat similar	4	-	-	-	-	-	-	-	-	-	-	26.9	-	1.5
Not similar	5	-	-	-	-	-	-	-	-	-	-	23.4	-	1.3
Not similar at all	6	-	-	-	-	-	-	-	-	-	-	5.9	-	0.3
DK/NA	-8	-	-	-	-	-	-	-	-	-	-	0.0	-	0.0
IAP	-1	100.0	100.0	100.0	100.0	100.0	100.0	100.0	100.0	100.0	100.0	0.0	100.0	94.5
N		7276	1508	1599	1576	1535	1396	1294	1370	1051	1031	1205	1230	22071

\*\*\* Keyword: Values

**Table 1792 Important to behave properly**

[Questionnaire] Now you will see descriptions of some persons. Please look at each description and indicate how much each person is or is not like you. Use this scale for your answer... It is important to her/him always to behave properly. She/he wants to avoid doing anything people would say that is wrong.

[VAR] VALUES16

RESPONSE	PUNCH	03-07	2008	2009	2010	2011	2012	2013	2014	2016	2018	2021	2023	TOTAL
Very similar	1	-	-	-	-	-	-	-	-	-	-	3.9	-	0.2
Similar	2	-	-	-	-	-	-	-	-	-	-	20.1	-	1.1
Mostly Similar	3	-	-	-	-	-	-	-	-	-	-	36.6	-	2.0
Somewhat similar	4	-	-	-	-	-	-	-	-	-	-	28.0	-	1.5
Not similar	5	-	-	-	-	-	-	-	-	-	-	10.3	-	0.6
Not similar at all	6	-	-	-	-	-	-	-	-	-	-	1.1	-	0.1
DK/NA	-8	-	-	-	-	-	-	-	-	-	-	0.1	-	0.0
IAP	-1	100.0	100.0	100.0	100.0	100.0	100.0	100.0	100.0	100.0	100.0	0.0	100.0	94.5
N		7276	1508	1599	1576	1535	1396	1294	1370	1051	1031	1205	1230	22071

\*\*\* Keyword: Values



**Table 1793 Important to get respect from others**

[Questionnaire] Now you will see descriptions of some persons. Please look at each description and indicate how much each person is or is not like you. Use this scale for your answer... It is important to her/him to get respect from others. She/he wants people to do what she/he says.

[VAR] VALUES17

RESPONSE	PUNCH	03-07	2008	2009	2010	2011	2012	2013	2014	2016	2018	2021	2023	TOTAL
Very similar	1	-	-	-	-	-	-	-	-	-	-	1.9	-	0.1
Similar	2	-	-	-	-	-	-	-	-	-	-	16.3	-	0.9
Mostly Similar	3	-	-	-	-	-	-	-	-	-	-	32.3	-	1.8
Somewhat similar	4	-	-	-	-	-	-	-	-	-	-	30.3	-	1.7
Not similar	5	-	-	-	-	-	-	-	-	-	-	16.2	-	0.9
Not similar at all	6	-	-	-	-	-	-	-	-	-	-	2.8	-	0.2
DK/NA	-8	-	-	-	-	-	-	-	-	-	-	0.2	-	0.0
IAP	-1	100.0	100.0	100.0	100.0	100.0	100.0	100.0	100.0	100.0	100.0	0.0	100.0	94.5
N		7276	1508	1599	1576	1535	1396	1294	1370	1051	1031	1205	1230	22071

\*\*\* Keyword: Values

**Table 1794 Important to be loyal to friends and devote to people close**

[Questionnaire] Now you will see descriptions of some persons. Please look at each description and indicate how much each person is or is not like you. Use this scale for your answer... It is important to her/him to be loyal to her/his friends. She/he wants to devote herself/himself to people close to her/him.

[VAR] VALUES18

RESPONSE	PUNCH	03-07	2008	2009	2010	2011	2012	2013	2014	2016	2018	2021	2023	TOTAL
Very similar	1	-	-	-	-	-	-	-	-	-	-	2.2	-	0.1
Similar	2	-	-	-	-	-	-	-	-	-	-	18.9	-	1.0
Mostly Similar	3	-	-	-	-	-	-	-	-	-	-	33.9	-	1.8
Somewhat similar	4	-	-	-	-	-	-	-	-	-	-	28.6	-	1.6
Not similar	5	-	-	-	-	-	-	-	-	-	-	14.0	-	0.8
Not similar at all	6	-	-	-	-	-	-	-	-	-	-	2.2	-	0.1
DK/NA	-8	-	-	-	-	-	-	-	-	-	-	0.2	-	0.0
IAP	-1	100.0	100.0	100.0	100.0	100.0	100.0	100.0	100.0	100.0	100.0	0.0	100.0	94.5
N		7276	1508	1599	1576	1535	1396	1294	1370	1051	1031	1205	1230	22071

\*\*\* Keyword: Values, Friends

**Table 1795 Important to care for nature and environment**

[Questionnaire] Now you will see descriptions of some persons. Please look at each description and indicate how much each person is or is not like you. Use this scale for your answer... She/he strongly believes that people should care for nature. Looking after the environment is important to her/him.

[VAR] VALUES19

RESPONSE	PUNCH	03-07	2008	2009	2010	2011	2012	2013	2014	2016	2018	2021	2023	TOTAL
Very similar	1	-	-	-	-	-	-	-	-	-	-	6.0	-	0.3
Similar	2	-	-	-	-	-	-	-	-	-	-	21.7	-	1.2
Mostly Similar	3	-	-	-	-	-	-	-	-	-	-	34.7	-	1.9
Somewhat similar	4	-	-	-	-	-	-	-	-	-	-	27.6	-	1.5
Not similar	5	-	-	-	-	-	-	-	-	-	-	9.0	-	0.5
Not similar at all	6	-	-	-	-	-	-	-	-	-	-	0.7	-	0.0
DK/NA	-8	-	-	-	-	-	-	-	-	-	-	0.3	-	0.0
IAP	-1	100.0	100.0	100.0	100.0	100.0	100.0	100.0	100.0	100.0	100.0	0.0	100.0	94.5
N		7276	1508	1599	1576	1535	1396	1294	1370	1051	1031	1205	1230	22071

\*\*\* Keyword: Values, Environment

**Table 1796 Important to follow traditions and customs**

[Questionnaire] Now you will see descriptions of some persons. Please look at each description and indicate how much each person is or is not like you. Use this scale for your answer... Tradition is important to her/him. She/he tries to follow the customs handed down by her/his religion or her/his family.

[VAR] VALUES20

RESPONSE	PUNCH	03-07	2008	2009	2010	2011	2012	2013	2014	2016	2018	2021	2023	TOTAL
Very similar	1	-	-	-	-	-	-	-	-	-	-	2.1	-	0.1
Similar	2	-	-	-	-	-	-	-	-	-	-	15.2	-	0.8
Mostly Similar	3	-	-	-	-	-	-	-	-	-	-	32.4	-	1.8
Somewhat similar	4	-	-	-	-	-	-	-	-	-	-	28.0	-	1.5
Not similar	5	-	-	-	-	-	-	-	-	-	-	18.3	-	1.0
Not similar at all	6	-	-	-	-	-	-	-	-	-	-	3.8	-	0.2
DK/NA	-8	-	-	-	-	-	-	-	-	-	-	0.3	-	0.0
IAP	-1	100.0	100.0	100.0	100.0	100.0	100.0	100.0	100.0	100.0	100.0	0.0	100.0	94.5
N		7276	1508	1599	1576	1535	1396	1294	1370	1051	1031	1205	1230	22071

\*\*\* Keyword: Values



**Table 1797 Important to help other people and do good for the society**

[Questionnaire] Now you will see descriptions of some persons. Please look at each description and indicate how much each person is or is not like you. Use this scale for your answer... It's very important to her/him to help other people and do good for the society at large.

[VAR] VALUES21

RESPONSE	PUNCH	03-07	2008	2009	2010	2011	2012	2013	2014	2016	2018	2021	2023	TOTAL
Very similar	1	-	-	-	-	-	-	-	-	-	-	3.5	-	0.2
Similar	2	-	-	-	-	-	-	-	-	-	-	22.8	-	1.2
Mostly Similar	3	-	-	-	-	-	-	-	-	-	-	32.1	-	1.8
Somewhat similar	4	-	-	-	-	-	-	-	-	-	-	30.6	-	1.7
Not similar	5	-	-	-	-	-	-	-	-	-	-	9.7	-	0.5
Not similar at all	6	-	-	-	-	-	-	-	-	-	-	1.2	-	0.1
DK/NA	-8	-	-	-	-	-	-	-	-	-	-	0.1	-	0.0
IAP	-1	100.0	100.0	100.0	100.0	100.0	100.0	100.0	100.0	100.0	100.0	0.0	100.0	94.5
N		7276	1508	1599	1576	1535	1396	1294	1370	1051	1031	1205	1230	22071

\*\*\* Keyword: Values

**Table 1798 Important to seek fun and things that give pleasure**

[Questionnaire] Now you will see descriptions of some persons. Please look at each description and indicate how much each person is or is not like you. Use this scale for your answer... She/he seeks every chance she/he can to have fun. It is important to her/him to do things that give her/him pleasure.

[VAR] VALUES22

RESPONSE	PUNCH	03-07	2008	2009	2010	2011	2012	2013	2014	2016	2018	2021	2023	TOTAL
Very similar	1	-	-	-	-	-	-	-	-	-	-	5.1	-	0.3
Similar	2	-	-	-	-	-	-	-	-	-	-	18.1	-	1.0
Mostly Similar	3	-	-	-	-	-	-	-	-	-	-	38.4	-	2.1
Somewhat similar	4	-	-	-	-	-	-	-	-	-	-	28.9	-	1.6
Not similar	5	-	-	-	-	-	-	-	-	-	-	8.3	-	0.5
Not similar at all	6	-	-	-	-	-	-	-	-	-	-	1.1	-	0.1
DK/NA	-8	-	-	-	-	-	-	-	-	-	-	0.1	-	0.0
IAP	-1	100.0	100.0	100.0	100.0	100.0	100.0	100.0	100.0	100.0	100.0	0.0	100.0	94.5
N		7276	1508	1599	1576	1535	1396	1294	1370	1051	1031	1205	1230	22071

\*\*\* Keyword: Values, Enjoyment

**Table 1799 Neighborhood State of Security**

[Questionnaire] How would you describe the state of security in your neighborhood?

[VAR] RESSECUR

RESPONSE	PUNCH	03-07	2008	2009	2010	2011	2012	2013	2014	2016	2018	2021	2023	TOTAL
Very safe	1	-	-	-	-	-	-	-	-	-	-	-	12.9	0.7
Safe	2	-	-	-	-	-	-	-	-	-	-	-	71.0	4.0
Neither safe nor unsafe	3	-	-	-	-	-	-	-	-	-	-	-	12.4	0.7
Unsafe	4	-	-	-	-	-	-	-	-	-	-	-	3.7	0.2
Very unsafe	5	-	-	-	-	-	-	-	-	-	-	-	0.2	0.0
DK/NA	-8	-	-	-	-	-	-	-	-	-	-	-	0.0	0.0
IAP	-1	100.0	100.0	100.0	100.0	100.0	100.0	100.0	100.0	100.0	100.0	100.0	0.0	94.4
N		7276	1508	1599	1576	1535	1396	1294	1370	1051	1031	1205	1230	22071

\*\*\* Keyword: Residential Area, Security

**Table 1800 Digital Challenge 1: Using Digital Devices**

[Questionnaire] To what extent do you agree or disagree with each of the following statements?... I feel uncomfortable in my daily life because I often have difficulty understanding or problems when using digital devices

[VAR] DIGDAILY

RESPONSE	PUNCH	03-07	2008	2009	2010	2011	2012	2013	2014	2016	2018	2021	2023	TOTAL
Strongly disagree	1	-	-	-	-	-	-	-	-	-	-	-	27.5	1.5
Somewhat disagree	2	-	-	-	-	-	-	-	-	-	-	-	33.8	1.9
Neither agree nor disagree	3	-	-	-	-	-	-	-	-	-	-	-	16.4	0.9
Somewhat agree	4	-	-	-	-	-	-	-	-	-	-	-	16.0	0.9
Strongly agree	5	-	-	-	-	-	-	-	-	-	-	-	5.8	0.3
IAP	-1	100.0	100.0	100.0	100.0	100.0	100.0	100.0	100.0	100.0	100.0	100.0	0.6	94.5
N		7276	1508	1599	1576	1535	1396	1294	1370	1051	1031	1205	1230	22071

\*\*\* Keyword: Digital

**Table 1801 Digital Challenge 2: Using Daily Services Offered Online**

[Questionnaire] To what extent do you agree or disagree with each of the following statements?... I have not been properly adapted to the living services offered online (finance, shopping, administration, welfare, etc.)

[VAR] DIGINTER

RESPONSE	PUNCH	03-07	2008	2009	2010	2011	2012	2013	2014	2016	2018	2021	2023	TOTAL
Strongly disagree	1	-	-	-	-	-	-	-	-	-	-	-	32.4	1.8
Somewhat disagree	2	-	-	-	-	-	-	-	-	-	-	-	30.2	1.7
Neither agree nor disagree	3	-	-	-	-	-	-	-	-	-	-	-	16.2	0.9
Somewhat agree	4	-	-	-	-	-	-	-	-	-	-	-	14.4	0.8
Strongly agree	5	-	-	-	-	-	-	-	-	-	-	-	6.2	0.3
IAP	-1	100.0	100.0	100.0	100.0	100.0	100.0	100.0	100.0	100.0	100.0	100.0	0.6	94.5
N		7276	1508	1599	1576	1535	1396	1294	1370	1051	1031	1205	1230	22071

\*\*\* Keyword: Digital



**Table 1802 Digital Challenge 3: Complaining to companies or public institutions online**

[Questionnaire] To what extent do you agree or disagree with each of the following statements?... It is difficult to express my opinion because it is often to receive complaints about companies or public institutions through online windows

[VAR] DIGONLIN

RESPONSE	PUNCH	03-07	2008	2009	2010	2011	2012	2013	2014	2016	2018	2021	2023	TOTAL
Strongly disagree	1	-	-	-	-	-	-	-	-	-	-	-	26.4	1.5
Somewhat disagree	2	-	-	-	-	-	-	-	-	-	-	-	29.5	1.6
Neither agree nor disagree	3	-	-	-	-	-	-	-	-	-	-	-	18.3	1.0
Somewhat agree	4	-	-	-	-	-	-	-	-	-	-	-	16.7	0.9
Strongly agree	5	-	-	-	-	-	-	-	-	-	-	-	7.8	0.4
IAP	-1	100.0	100.0	100.0	100.0	100.0	100.0	100.0	100.0	100.0	100.0	100.0	1.3	94.5
N		7276	1508	1599	1576	1535	1396	1294	1370	1051	1031	1205	1230	22071

\*\*\* Keyword: Digital, Online

**Table 1803 Digital Challenge 4: Acquiring the Information needed**

[Questionnaire] To what extent do you agree or disagree with each of the following statements?... I didn't get the information I needed because I didn't make good use of digital technology

[VAR] DIGINFOR

RESPONSE	PUNCH	03-07	2008	2009	2010	2011	2012	2013	2014	2016	2018	2021	2023	TOTAL
Strongly disagree	1	-	-	-	-	-	-	-	-	-	-	-	30.8	1.7
Somewhat disagree	2	-	-	-	-	-	-	-	-	-	-	-	31.4	1.7
Neither agree nor disagree	3	-	-	-	-	-	-	-	-	-	-	-	16.8	0.9
Somewhat agree	4	-	-	-	-	-	-	-	-	-	-	-	15.4	0.9
Strongly agree	5	-	-	-	-	-	-	-	-	-	-	-	5.0	0.3
IAP	-1	100.0	100.0	100.0	100.0	100.0	100.0	100.0	100.0	100.0	100.0	100.0	0.6	94.5
N		7276	1508	1599	1576	1535	1396	1294	1370	1051	1031	1205	1230	22071

\*\*\* Keyword: Digital, Information

**Table 1804 Experience of not having enough time in life over the past month**

[Questionnaire] To what extent do you agree or disagree with the following statements?... For the past month, I've had no time to enjoy life

[VAR] NOTIME1M

RESPONSE	PUNCH	03-07	2008	2009	2010	2011	2012	2013	2014	2016	2018	2021	2023	TOTAL
Strongly disagree	1	-	-	-	-	-	-	-	-	-	-	-	26.4	1.5
Disagree	2	-	-	-	-	-	-	-	-	-	-	-	34.3	1.9
Neither agree nor disagree	3	-	-	-	-	-	-	-	-	-	-	-	26.4	1.5
Agree	4	-	-	-	-	-	-	-	-	-	-	-	11.7	0.7
Strongly agree	5	-	-	-	-	-	-	-	-	-	-	-	0.8	0.0
DK	-8	-	-	-	-	-	-	-	-	-	-	-	0.2	0.0
IAP	-1	100.0	100.0	100.0	100.0	100.0	100.0	100.0	100.0	100.0	100.0	100.0	0.0	94.4
N		7276	1508	1599	1576	1535	1396	1294	1370	1051	1031	1205	1230	22071

\*\*\* Keyword: Life, Enough Time

**Table 1805 Experience of being exhausted from work over the past month**

[Questionnaire] To what extent do you agree or disagree with the following statements?... For the past month, I've been so exhausted after work that I haven't wanted to do anything else

[VAR] TIRED1M

RESPONSE	PUNCH	03-07	2008	2009	2010	2011	2012	2013	2014	2016	2018	2021	2023	TOTAL
Strongly disagree	1	-	-	-	-	-	-	-	-	-	-	-	32.1	1.8
Disagree	2	-	-	-	-	-	-	-	-	-	-	-	28.0	1.6
Neither agree nor disagree	3	-	-	-	-	-	-	-	-	-	-	-	30.3	1.7
Agree	4	-	-	-	-	-	-	-	-	-	-	-	8.4	0.5
Strongly agree	5	-	-	-	-	-	-	-	-	-	-	-	0.9	0.0
DK	-8	-	-	-	-	-	-	-	-	-	-	-	0.4	0.0
IAP	-1	100.0	100.0	100.0	100.0	100.0	100.0	100.0	100.0	100.0	100.0	100.0	0.0	94.4
N		7276	1508	1599	1576	1535	1396	1294	1370	1051	1031	1205	1230	22071

\*\*\* Keyword: Job, Exhaustion

**Table 1806 Experience of not being able to control anger over the past week**

[Questionnaire] How often have you been unable to control your anger over the past week?

[VAR] ANGER1W

RESPONSE	PUNCH	03-07	2008	2009	2010	2011	2012	2013	2014	2016	2018	2021	2023	TOTAL
Not at all	1	-	-	-	-	-	-	-	-	-	-	-	38.1	2.1
Rarely	2	-	-	-	-	-	-	-	-	-	-	-	40.4	2.3
Sometimes	3	-	-	-	-	-	-	-	-	-	-	-	18.9	1.1
Often	4	-	-	-	-	-	-	-	-	-	-	-	2.1	0.1
Always	5	-	-	-	-	-	-	-	-	-	-	-	0.1	0.0
DK	-8	-	-	-	-	-	-	-	-	-	-	-	0.3	0.0
IAP	-1	100.0	100.0	100.0	100.0	100.0	100.0	100.0	100.0	100.0	100.0	100.0	0.0	94.4
N		7276	1508	1599	1576	1535	1396	1294	1370	1051	1031	1205	1230	22071

\*\*\* Keyword: Emotion



**Table 1807 I'm not capable of dealing with almost every problem I encounter in life**

[Questionnaire] To what extent do you agree or disagree with the following statements?... I'm not capable of dealing with almost every problem I encounter in life

[VAR] NOCAPPRO

RESPONSE	PUNCH	03-07	2008	2009	2010	2011	2012	2013	2014	2016	2018	2021	2023	TOTAL
Strongly disagree	1	-	-	-	-	-	-	-	-	-	-	-	18.6	1.0
Disagree	2	-	-	-	-	-	-	-	-	-	-	-	44.0	2.5
Neither agree nor disagree	3	-	-	-	-	-	-	-	-	-	-	-	22.9	1.3
Agree	4	-	-	-	-	-	-	-	-	-	-	-	13.9	0.8
Strongly agree	5	-	-	-	-	-	-	-	-	-	-	-	0.4	0.0
DK/NA	-8	-	-	-	-	-	-	-	-	-	-	-	0.1	0.0
IAP	-1	100.0	100.0	100.0	100.0	100.0	100.0	100.0	100.0	100.0	100.0	100.0	0.0	94.4
N		7276	1508	1599	1576	1535	1396	1294	1370	1051	1031	1205	1230	22071

\*\*\* Keyword: Life, Ability

**Table 1808 I often feel uneasy about my ability to do something**

[Questionnaire] To what extent do you agree or disagree with the following statements?... I often feel uneasy about my ability to do something

[VAR] UNEASABL

RESPONSE	PUNCH	03-07	2008	2009	2010	2011	2012	2013	2014	2016	2018	2021	2023	TOTAL
Strongly disagree	1	-	-	-	-	-	-	-	-	-	-	-	19.6	1.1
Disagree	2	-	-	-	-	-	-	-	-	-	-	-	35.8	2.0
Neither agree nor disagree	3	-	-	-	-	-	-	-	-	-	-	-	28.9	1.6
Agree	4	-	-	-	-	-	-	-	-	-	-	-	14.1	0.8
Strongly agree	5	-	-	-	-	-	-	-	-	-	-	-	1.5	0.1
DK/NA	-8	-	-	-	-	-	-	-	-	-	-	-	0.1	0.0
IAP	-1	100.0	100.0	100.0	100.0	100.0	100.0	100.0	100.0	100.0	100.0	100.0	0.0	94.4
N		7276	1508	1599	1576	1535	1396	1294	1370	1051	1031	1205	1230	22071

\*\*\* Keyword: Ability, Anxious

**Table 1809 I feel overwhelmed by the tasks I have to do every day**

[Questionnaire] To what extent do you agree or disagree with the following statements?... I feel overwhelmed by the tasks I have to do every day

[VAR] BURDNEVR

RESPONSE	PUNCH	03-07	2008	2009	2010	2011	2012	2013	2014	2016	2018	2021	2023	TOTAL
Strongly disagree	1	-	-	-	-	-	-	-	-	-	-	-	22.8	1.3
Disagree	2	-	-	-	-	-	-	-	-	-	-	-	38.5	2.1
Neither agree nor disagree	3	-	-	-	-	-	-	-	-	-	-	-	25.2	1.4
Agree	4	-	-	-	-	-	-	-	-	-	-	-	12.3	0.7
Strongly agree	5	-	-	-	-	-	-	-	-	-	-	-	1.1	0.1
IAP	-1	100.0	100.0	100.0	100.0	100.0	100.0	100.0	100.0	100.0	100.0	100.0	0.0	94.4
N		7276	1508	1599	1576	1535	1396	1294	1370	1051	1031	1205	1230	22071

\*\*\* Keyword: Job, Emotion

**Table 1810 I'm just living my life day by day, and I don't think about the future**

[Questionnaire] To what extent do you agree or disagree with the following statements?... I'm just living my life day by day, and I don't think about the future

[VAR] NOFUTURE

RESPONSE	PUNCH	03-07	2008	2009	2010	2011	2012	2013	2014	2016	2018	2021	2023	TOTAL
Strongly disagree	1	-	-	-	-	-	-	-	-	-	-	-	23.7	1.3
Disagree	2	-	-	-	-	-	-	-	-	-	-	-	37.2	2.1
Neither agree nor disagree	3	-	-	-	-	-	-	-	-	-	-	-	25.3	1.4
Agree	4	-	-	-	-	-	-	-	-	-	-	-	13.0	0.7
Strongly agree	5	-	-	-	-	-	-	-	-	-	-	-	0.8	0.0
IAP	-1	100.0	100.0	100.0	100.0	100.0	100.0	100.0	100.0	100.0	100.0	100.0	0.0	94.4
N		7276	1508	1599	1576	1535	1396	1294	1370	1051	1031	1205	1230	22071

\*\*\* Keyword: Future, Life

**Table 1811 Satisfaction with relationships with friends, relatives, and acquaintances**

[Questionnaire] All things considered, how satisfied are you with your relationship with friends, relatives, or acquaintances(neighbors)?

[VAR] SOCNET10

RESPONSE	PUNCH	03-07	2008	2009	2010	2011	2012	2013	2014	2016	2018	2021	2023	TOTAL
Very satisfied	1	-	-	-	-	-	-	-	-	-	-	-	3.7	0.2
Somewhat satisfied	2	-	-	-	-	-	-	-	-	-	-	-	66.5	3.7
Neither satisfied nor dissatisfied	3	-	-	-	-	-	-	-	-	-	-	-	25.8	1.4
Somewhat dissatisfied	4	-	-	-	-	-	-	-	-	-	-	-	3.2	0.2
Very dissatisfied	5	-	-	-	-	-	-	-	-	-	-	-	0.6	0.0
DK/NA	-8	-	-	-	-	-	-	-	-	-	-	-	0.2	0.0
IAP	-1	100.0	100.0	100.0	100.0	100.0	100.0	100.0	100.0	100.0	100.0	100.0	0.0	94.4
N		7276	1508	1599	1576	1535	1396	1294	1370	1051	1031	1205	1230	22071

\*\*\* Keyword: Human Relations, Social Network



**Table 1812 Leisure activity challenges**

[Questionnaire] In the past year, how much difficulty have you had enjoying leisure activities (e.g., visiting cultural sites/museums, attending arts/sports, using cultural/arts/sports facilities, enjoying popular culture, using libraries, reading, traveling, eating out, etc.)

[VAR] LTIME1YR

RESPONSE	PUNCH	03-07	2008	2009	2010	2011	2012	2013	2014	2016	2018	2021	2023	TOTAL
Not difficult at all	1	-	-	-	-	-	-	-	-	-	-	-	8.5	0.5
Not very difficult	2	-	-	-	-	-	-	-	-	-	-	-	45.2	2.5
Neither difficult nor non-difficult	3	-	-	-	-	-	-	-	-	-	-	-	31.0	1.7
Somewhat Difficult	4	-	-	-	-	-	-	-	-	-	-	-	13.3	0.7
Very difficult	5	-	-	-	-	-	-	-	-	-	-	-	1.7	0.1
DK/NA	-8	-	-	-	-	-	-	-	-	-	-	-	0.2	0.0
IAP	-1	100.0	100.0	100.0	100.0	100.0	100.0	100.0	100.0	100.0	100.0	100.0	0.0	94.4
N		7276	1508	1599	1576	1535	1396	1294	1370	1051	1031	1205	1230	22071

\*\*\* Keyword: Leisure

**Table 1813 Subjective health status**

[Questionnaire] In general, would you say your health is?

[VAR] HEALTH23

RESPONSE	PUNCH	03-07	2008	2009	2010	2011	2012	2013	2014	2016	2018	2021	2023	TOTAL
Excellent	1	-	-	-	-	-	-	-	-	-	-	-	10.7	0.6
Very good	2	-	-	-	-	-	-	-	-	-	-	-	59.0	3.3
Good	3	-	-	-	-	-	-	-	-	-	-	-	23.2	1.3
Fair	4	-	-	-	-	-	-	-	-	-	-	-	6.8	0.4
Poor	5	-	-	-	-	-	-	-	-	-	-	-	0.2	0.0
DK/NA	-8	-	-	-	-	-	-	-	-	-	-	-	0.0	0.0
IAP	-1	100.0	100.0	100.0	100.0	100.0	100.0	100.0	100.0	100.0	100.0	100.0	0.0	94.4
N		7276	1508	1599	1576	1535	1396	1294	1370	1051	1031	1205	1230	22071

\*\*\* Keyword: Health

**Table 1814 Number of going to see a doctor in the past month**

[Questionnaire] During the last 12 months, how often did you go to see a doctor? (Please answer your own diseases or injuries. Do not include escorting or visitations.)

[VAR] GOHOSP1M

RESPONSE	PUNCH	03-07	2008	2009	2010	2011	2012	2013	2014	2016	2018	2021	2023	TOTAL
None	1	-	-	-	-	-	-	-	-	-	-	-	56.9	3.2
Once	2	-	-	-	-	-	-	-	-	-	-	-	30.6	1.7
2-3 times	3	-	-	-	-	-	-	-	-	-	-	-	9.3	0.5
4-5 times	4	-	-	-	-	-	-	-	-	-	-	-	2.0	0.1
6 times or more	5	-	-	-	-	-	-	-	-	-	-	-	1.0	0.1
DK/NA	-8	-	-	-	-	-	-	-	-	-	-	-	0.3	0.0
IAP	-1	100.0	100.0	100.0	100.0	100.0	100.0	100.0	100.0	100.0	100.0	100.0	0.0	94.4
N		7276	1508	1599	1576	1535	1396	1294	1370	1051	1031	1205	1230	22071

\*\*\* Keyword: Health, Hospital

**Table 1815 Disability 1: Not Applicable**

[Questionnaire] If you currently have a disability, please mark all the types of disability you have.... Not Applicable

[VAR] DISABIL1

RESPONSE	PUNCH	03-07	2008	2009	2010	2011	2012	2013	2014	2016	2018	2021	2023	TOTAL
No	0	-	-	-	-	-	-	-	-	-	-	-	2.1	0.1
Yes	1	-	-	-	-	-	-	-	-	-	-	-	97.6	5.4
DK/NA	-8	-	-	-	-	-	-	-	-	-	-	-	0.3	0.0
IAP	-1	100.0	100.0	100.0	100.0	100.0	100.0	100.0	100.0	100.0	100.0	100.0	0.0	94.4
N		7276	1508	1599	1576	1535	1396	1294	1370	1051	1031	1205	1230	22071

\*\*\* Keyword: Barrier

**Table 1816 Disability 2: Physical disability**

[Questionnaire] If you currently have a disability, please mark all the types of disability you have... Physical disability

[VAR] DISABIL2

RESPONSE	PUNCH	03-07	2008	2009	2010	2011	2012	2013	2014	2016	2018	2021	2023	TOTAL
No	0	-	-	-	-	-	-	-	-	-	-	-	98.8	5.5
Yes	1	-	-	-	-	-	-	-	-	-	-	-	0.9	0.0
DK/NA	-8	-	-	-	-	-	-	-	-	-	-	-	0.3	0.0
IAP	-1	100.0	100.0	100.0	100.0	100.0	100.0	100.0	100.0	100.0	100.0	100.0	0.0	94.4
N		7276	1508	1599	1576	1535	1396	1294	1370	1051	1031	1205	1230	22071

\*\*\* Keyword: Barrier, Physical Disability

**Table 1817 Disability 3: Brain lesions(brain damage, cerebral palsy, stroke)**

[Questionnaire] If you currently have a disability, please mark all the types of disability you have... Brain lesions(brain damage, cerebral palsy, stroke)

[VAR] DISABIL3

RESPONSE	PUNCH	03-07	2008	2009	2010	2011	2012	2013	2014	2016	2018	2021	2023	TOTAL
No	0	-	-	-	-	-	-	-	-	-	-	-	99.6	5.6
Yes	1	-	-	-	-	-	-	-	-	-	-	-	0.1	0.0
DK/NA	-8	-	-	-	-	-	-	-	-	-	-	-	0.3	0.0
IAP	-1	100.0	100.0	100.0	100.0	100.0	100.0	100.0	100.0	100.0	100.0	100.0	0.0	94.4
N		7276	1508	1599	1576	1535	1396	1294	1370	1051	1031	1205	1230	22071

\*\*\* Keyword: Barrier, Brain lesions



**Table 1818 Disability 4: Visual impairment**

[Questionnaire] If you currently have a disability, please mark all the types of disability you have... Visual impairment

[VAR] DISABIL4

RESPONSE	PUNCH	03-07	2008	2009	2010	2011	2012	2013	2014	2016	2018	2021	2023	TOTAL
No	0	-	-	-	-	-	-	-	-	-	-	-	99.5	5.5
Yes	1	-	-	-	-	-	-	-	-	-	-	-	0.2	0.0
DK/NA	-8	-	-	-	-	-	-	-	-	-	-	-	0.3	0.0
IAP	-1	100.0	100.0	100.0	100.0	100.0	100.0	100.0	100.0	100.0	100.0	100.0	0.0	94.4
N		7276	1508	1599	1576	1535	1396	1294	1370	1051	1031	1205	1230	22071

\*\*\* Keyword: Barrier, Visual Impairment

**Table 1819 Disability 5: Hearing impairment**

[Questionnaire] If you currently have a disability, please mark all the types of disability you have... Hearing impairment

[VAR] DISABIL5

RESPONSE	PUNCH	03-07	2008	2009	2010	2011	2012	2013	2014	2016	2018	2021	2023	TOTAL
No	0	-	-	-	-	-	-	-	-	-	-	-	99.1	5.5
Yes	1	-	-	-	-	-	-	-	-	-	-	-	0.6	0.0
DK/NA	-8	-	-	-	-	-	-	-	-	-	-	-	0.3	0.0
IAP	-1	100.0	100.0	100.0	100.0	100.0	100.0	100.0	100.0	100.0	100.0	100.0	0.0	94.4
N		7276	1508	1599	1576	1535	1396	1294	1370	1051	1031	1205	1230	22071

\*\*\* Keyword: Barrier, Hearing Impairment

**Table 1820 Disability 6: Speech impediment**

[Questionnaire] If you currently have a disability, please mark all the types of disability you have... Speech impediment

[VAR] DISABIL6

RESPONSE	PUNCH	03-07	2008	2009	2010	2011	2012	2013	2014	2016	2018	2021	2023	TOTAL
No	0	-	-	-	-	-	-	-	-	-	-	-	99.7	5.6
Yes	1	-	-	-	-	-	-	-	-	-	-	-	0.0	0.0
DK/NA	-8	-	-	-	-	-	-	-	-	-	-	-	0.3	0.0
IAP	-1	100.0	100.0	100.0	100.0	100.0	100.0	100.0	100.0	100.0	100.0	100.0	0.0	94.4
N		7276	1508	1599	1576	1535	1396	1294	1370	1051	1031	1205	1230	22071

\*\*\* Keyword: Barrier, Speech Impediment

**Table 1821 Disability 7: Other**

[Questionnaire] If you currently have a disability, please mark all the types of disability you have... Other(Specify)

[VAR] DISABIL7

RESPONSE	PUNCH	03-07	2008	2009	2010	2011	2012	2013	2014	2016	2018	2021	2023	TOTAL
No	0	-	-	-	-	-	-	-	-	-	-	-	99.5	5.5
Yes	1	-	-	-	-	-	-	-	-	-	-	-	0.5	0.0
DK/NA	-8	-	-	-	-	-	-	-	-	-	-	-	0.0	0.0
IAP	-1	100.0	100.0	100.0	100.0	100.0	100.0	100.0	100.0	100.0	100.0	100.0	0.0	94.4
N		7276	1508	1599	1576	1535	1396	1294	1370	1051	1031	1205	1230	22071

\*\*\* Keyword: Barrier

**Table 1822 Do you agree or disagree that when a competent politician emerges, it is better for the country to allow him or her to lead instead of people arguing with each other?**

[Questionnaire] Do you agree or disagree that when a competent politician emerges, it is better for the country to allow him or her to lead instead of people arguing with each other?

[VAR] POLDECID

RESPONSE	PUNCH	03-07	2008	2009	2010	2011	2012	2013	2014	2016	2018	2021	2023	TOTAL
Agree(leave)	1	-	-	-	-	-	-	-	-	-	-	-	51.3	2.9
Disagree(do not leave)	2	-	-	-	-	-	-	-	-	-	-	-	35.3	2.0
Other	77	-	-	-	-	-	-	-	-	-	-	-	0.6	0.0
DK/NA	-8	-	-	-	-	-	-	-	-	-	-	-	12.8	0.7
IAP	-1	100.0	100.0	100.0	100.0	100.0	100.0	100.0	100.0	100.0	100.0	100.0	0.0	94.4
N		7276	1508	1599	1576	1535	1396	1294	1370	1051	1031	1205	1230	22071

\*\*\* Keyword: Politician, Citizens

**Table 1823 What do you do when you have a complaint about society?**

[Questionnaire] What do you do when you have a complaint about society?

[VAR] ACTIFDIS

RESPONSE	PUNCH	03-07	2008	2009	2010	2011	2012	2013	2014	2016	2018	2021	2023	TOTAL
Consider this when voting in elections	1	-	-	-	-	-	-	-	-	-	-	-	59.7	3.3
File legal petitions, gather signatures, protest, strike, etc.	2	-	-	-	-	-	-	-	-	-	-	-	11.0	0.6
In some cases, I can use illegal means	3	-	-	-	-	-	-	-	-	-	-	-	6.0	0.3
Do nothing	4	-	-	-	-	-	-	-	-	-	-	-	22.3	1.2
Other	77	-	-	-	-	-	-	-	-	-	-	-	0.1	0.0
DK/NA	-8	-	-	-	-	-	-	-	-	-	-	-	0.9	0.0
IAP	-1	100.0	100.0	100.0	100.0	100.0	100.0	100.0	100.0	100.0	100.0	100.0	0.0	94.4
N		7276	1508	1599	1576	1535	1396	1294	1370	1051	1031	1205	1230	22071

\* SHOW CARD

\*\*\* Keyword: Social Complaint



**Table 1824 When making major decisions in life, whose advice would you like to refer to, AI or human?**

[Questionnaire] When making major decisions in life, whose advice would you like to refer to, "AI" or "human"?

[VAR] AIHUMAN

RESPONSE	PUNCH	03-07	2008	2009	2010	2011	2012	2013	2014	2016	2018	2021	2023	TOTAL
I would like to refer to AI's advice because AI makes optimal decisions based on various data and information	1	-	-	-	-	-	-	-	-	-	-	-	27.0	1.5
In the end, I would like to seek advice from a trusted person because humans understand each other's minds well	2	-	-	-	-	-	-	-	-	-	-	-	70.8	3.9
DK/NA	-8	-	-	-	-	-	-	-	-	-	-	-	2.2	0.1
IAP	-1	100.0	100.0	100.0	100.0	100.0	100.0	100.0	100.0	100.0	100.0	100.0	0.0	94.4
N		7276	1508	1599	1576	1535	1396	1294	1370	1051	1031	1205	1230	22071

\*\*\* Keyword: Choice, Artificial Intelligence

**Table 1825 Which of the following opinions is closest to your opinion?**

[Questionnaire] Which of the following opinions is closest to your opinion?

[VAR] REWDEFFT

RESPONSE	PUNCH	03-07	2008	2009	2010	2011	2012	2013	2014	2016	2018	2021	2023	TOTAL
I believe that if I try hard, I will be rewarded someday	1	-	-	-	-	-	-	-	-	-	-	-	76.7	4.3
I think that no matter how hard I try, I don't get any reward	2	-	-	-	-	-	-	-	-	-	-	-	21.6	1.2
Other	77	-	-	-	-	-	-	-	-	-	-	-	0.0	0.0
DK/NA	-8	-	-	-	-	-	-	-	-	-	-	-	1.6	0.1
IAP	-1	100.0	100.0	100.0	100.0	100.0	100.0	100.0	100.0	100.0	100.0	100.0	0.0	94.4
N		7276	1508	1599	1576	1535	1396	1294	1370	1051	1031	1205	1230	22071

\*\*\* Keyword: Effort, Reward

**Table 1826 Which of the following two lifestyles is your opinion close to?**

[Questionnaire] Which of the following two lifestyles is your opinion close to?

[VAR] LIKEHELP

RESPONSE	PUNCH	03-07	2008	2009	2010	2011	2012	2013	2014	2016	2018	2021	2023	TOTAL
I want to do what I like, even if it doesn't help others	1	-	-	-	-	-	-	-	-	-	-	-	65.2	3.6
I want to do something that helps people even if it's not something I like	2	-	-	-	-	-	-	-	-	-	-	-	32.8	1.8
Other	77	-	-	-	-	-	-	-	-	-	-	-	0.1	0.0
DK/NA	-8	-	-	-	-	-	-	-	-	-	-	-	1.9	0.1
IAP	-1	100.0	100.0	100.0	100.0	100.0	100.0	100.0	100.0	100.0	100.0	100.0	0.0	94.4
N		7276	1508	1599	1576	1535	1396	1294	1370	1051	1031	1205	1230	22071

\*\*\* Keyword: Help, Preference

**Table 1827 I'm not capable of dealing with almost every problem I encounter in life**

[Questionnaire] Have you ever felt like you were lagging behind in the world?

[VAR] LAGBEHN

RESPONSE	PUNCH	03-07	2008	2009	2010	2011	2012	2013	2014	2016	2018	2021	2023	TOTAL
Yes, I have	1	-	-	-	-	-	-	-	-	-	-	-	30.1	1.7
No, I have not	2	-	-	-	-	-	-	-	-	-	-	-	65.4	3.6
DK/NA	-8	-	-	-	-	-	-	-	-	-	-	-	4.5	0.2
IAP	-1	100.0	100.0	100.0	100.0	100.0	100.0	100.0	100.0	100.0	100.0	100.0	0.0	94.4
N		7276	1508	1599	1576	1535	1396	1294	1370	1051	1031	1205	1230	22071

\* SHOW CARD

\*\*\* Keyword: Lagging

**Table 1828 Gender you would want if born again**

[Questionnaire] If you were born again, what gender would you like to be born?

[VAR] BORNMFN

RESPONSE	PUNCH	03-07	2008	2009	2010	2011	2012	2013	2014	2016	2018	2021	2023	TOTAL
Male	1	-	-	-	-	-	-	-	-	-	-	-	53.7	3.0
Female	2	-	-	-	-	-	-	-	-	-	-	-	38.1	2.1
Other	77	-	-	-	-	-	-	-	-	-	-	-	0.2	0.0
DK/NA	-8	-	-	-	-	-	-	-	-	-	-	-	8.0	0.4
IAP	-1	100.0	100.0	100.0	100.0	100.0	100.0	100.0	100.0	100.0	100.0	100.0	0.0	94.4
N		7276	1508	1599	1576	1535	1396	1294	1370	1051	1031	1205	1230	22071

\* SHOW CARD

\*\*\* Keyword: Gender

**Table 1829 Aversion to the opposite sex in Korea**

[Questionnaire] To what extent do you consider gender-based hatred (toward both men and women) to be a serious issue in Korean society?

[VAR] HATOPSEX

RESPONSE	PUNCH	03-07	2008	2009	2010	2011	2012	2013	2014	2016	2018	2021	2023	TOTAL
Very serious	1	-	-	-	-	-	-	-	-	-	-	-	4.5	0.3
Somewhat serious	2	-	-	-	-	-	-	-	-	-	-	-	27.8	1.5
Neither serious nor non-serious	3	-	-	-	-	-	-	-	-	-	-	-	35.3	2.0
Not very serious	4	-	-	-	-	-	-	-	-	-	-	-	27.5	1.5
Not serious at all	5	-	-	-	-	-	-	-	-	-	-	-	4.3	0.2
DK/NA	-8	-	-	-	-	-	-	-	-	-	-	-	0.6	0.0
IAP	-1	100.0	100.0	100.0	100.0	100.0	100.0	100.0	100.0	100.0	100.0	100.0	0.0	94.4
N		7276	1508	1599	1576	1535	1396	1294	1370	1051	1031	1205	1230	22071

\*\*\* Keyword: The Opposite Sex, Aversion



**Table 1830 In life, you are blessed when you do good and punished when you do evil**

[Questionnaire] To what extent do you agree or disagree with following statements about life?... In life, you are blessed when you do good and punished when you do evil

[VAR] GOODDEED

RESPONSE	PUNCH	03-07	2008	2009	2010	2011	2012	2013	2014	2016	2018	2021	2023	TOTAL
Strongly agree	1	-	-	-	-	-	-	-	-	-	-	-	13.1	0.7
Agree	2	-	-	-	-	-	-	-	-	-	-	-	49.6	2.8
Neither agree nor disagree	3	-	-	-	-	-	-	-	-	-	-	-	26.8	1.5
Disagree	4	-	-	-	-	-	-	-	-	-	-	-	9.8	0.5
Strongly disagree	5	-	-	-	-	-	-	-	-	-	-	-	0.7	0.0
DK/NA	-8	-	-	-	-	-	-	-	-	-	-	-	0.1	0.0
IAP	-1	100.0	100.0	100.0	100.0	100.0	100.0	100.0	100.0	100.0	100.0	100.0	0.0	94.4
N		7276	1508	1599	1576	1535	1396	1294	1370	1051	1031	1205	1230	22071

\*\*\* Keyword: Life, Good Deed

**Table 1831 Luck is more important than effort in life**

[Questionnaire] To what extent do you agree or disagree with following statements about life?... Luck is more important than effort in life

[VAR] LUCKEFFO

RESPONSE	PUNCH	03-07	2008	2009	2010	2011	2012	2013	2014	2016	2018	2021	2023	TOTAL
Strongly agree	1	-	-	-	-	-	-	-	-	-	-	-	3.7	0.2
Agree	2	-	-	-	-	-	-	-	-	-	-	-	29.0	1.6
Neither agree nor disagree	3	-	-	-	-	-	-	-	-	-	-	-	35.8	2.0
Disagree	4	-	-	-	-	-	-	-	-	-	-	-	27.6	1.5
Strongly disagree	5	-	-	-	-	-	-	-	-	-	-	-	3.9	0.2
IAP	-1	100.0	100.0	100.0	100.0	100.0	100.0	100.0	100.0	100.0	100.0	100.0	0.0	94.4
N		7276	1508	1599	1576	1535	1396	1294	1370	1051	1031	1205	1230	22071

\*\*\* Keyword: Life, Effort, Luck

**ver.2\_Ⅱ 1 Willingness to participate in Korean General Social Survey again**

[Questionnaire] If you are selected to respond to “the Korean General Social Survey” again in the future, would you be willing to participate?

[VAR] KGSSAGIN

RESPONSE	PUNCH	03-07	2008	2009	2010	2011	2012	2013	2014	2016	2018	2021	2023	TOTAL
Yes	1	-	-	-	-	-	-	-	-	46.5	46.6	29.5	-	6.0
No	2	-	-	-	-	-	-	-	-	47.0	43.4	61.8	-	7.6
DK	-8	-	-	-	-	-	-	-	-	6.6	10.1	8.7	-	1.3
IAP	-1	100.0	100.0	100.0	100.0	100.0	100.0	100.0	100.0	0.0	0.0	0.0	100.0	85.1
N		7276	1508	1599	1576	1535	1396	1294	1370	1051	1031	1205	1230	22071

\* SHOW CARD

\*\*\* Keyword: Selected To Respond To KGSS Again



# ISSP 2003/2013/2023 National Identity

**Table 1832 Most important group that R is part of**

[Questionnaire] We are all part of different groups. Some are more important to us than others when we think of ourselves. In general, which in the following list is most important to you in describing who you are? And the second most important? And the third most important?... Most Important

[VAR] IMPOGR1

RESPONSE	PUNCH	03-07	2008	2009	2010	2011	2012	2013	2014	2016	2018	2021	2023	TOTAL
Your current or previous occupation (or being a homemaker)	1	3.5	-	-	-	-	-	-	-	-	-	-	-	1.2
Your gender (that is, being a man/woman)	2	1.4	-	-	-	-	-	-	-	-	-	-	-	0.5
Your age group (that is, Young, Middle Age, Old)	3	1.6	-	-	-	-	-	-	-	-	-	-	-	0.5
Your religion (or being agnostic or atheist)	4	0.7	-	-	-	-	-	-	-	-	-	-	-	0.2
Your preferred political party, group, or movement	5	0.0	-	-	-	-	-	-	-	-	-	-	-	0.0
Your nationality	6	1.1	-	-	-	-	-	-	-	-	-	-	-	0.4
Your family or marital status (that is, son/daughter, mother/father, grandfather/grandmother, husband/wife, widower/widow, not married, or other similar)	7	7.9	-	-	-	-	-	-	-	-	-	-	-	2.6
Your social class (that is upper, middle, lower, working, or similar categories)	8	0.5	-	-	-	-	-	-	-	-	-	-	-	0.2
The part of [COUNTRY] that you live in	9	1.1	-	-	-	-	-	-	-	-	-	-	-	0.4
Can't choose/NA	-8	0.1	-	-	-	-	-	-	-	-	-	-	-	0.0
IAP	-1	81.9	100.0	100.0	100.0	100.0	100.0	100.0	100.0	100.0	100.0	100.0	100.0	94.1
N		7276	1508	1599	1576	1535	1396	1294	1370	1051	1031	1205	1230	22071

**Table 1833 Second most important group that R is part of**

[Questionnaire] We are all part of different groups. Some are more important to us than others when we think of ourselves. In general, which in the following list is most important to you in describing who you are? And the second most important? And the third most important?... Second Most Important

[VAR] IMPOGR2

RESPONSE	PUNCH	03-07	2008	2009	2010	2011	2012	2013	2014	2016	2018	2021	2023	TOTAL
Your current or previous occupation (or being a homemaker)	1	2.8	-	-	-	-	-	-	-	-	-	-	-	0.9
Your gender (that is, being a man/woman)	2	1.7	-	-	-	-	-	-	-	-	-	-	-	0.6
Your age group (that is, Young, Middle Age, Old)	3	3.4	-	-	-	-	-	-	-	-	-	-	-	1.1
Your religion (or being agnostic or atheist)	4	1.2	-	-	-	-	-	-	-	-	-	-	-	0.4
Your preferred political party, group, or movement	5	0.2	-	-	-	-	-	-	-	-	-	-	-	0.1
Your nationality	6	1.4	-	-	-	-	-	-	-	-	-	-	-	0.5
Your family or marital status (that is, son/daughter, mother/father, grandfather/grandmother, husband/wife, widower/widow, not married, or other similar)	7	3.1	-	-	-	-	-	-	-	-	-	-	-	1.0
Your social class (that is upper, middle, lower, working, or similar categories)	8	1.5	-	-	-	-	-	-	-	-	-	-	-	0.5
The part of [COUNTRY] that you live in	9	2.5	-	-	-	-	-	-	-	-	-	-	-	0.8
Can't choose/NA	-8	0.3	-	-	-	-	-	-	-	-	-	-	-	0.1
IAP	-1	81.9	100.0	100.0	100.0	100.0	100.0	100.0	100.0	100.0	100.0	100.0	100.0	94.0
N		7276	1508	1599	1576	1535	1396	1294	1370	1051	1031	1205	1230	22071



**Table 1834 Third most important group that R is part of**

[Questionnaire] We are all part of different groups. Some are more important to us than others when we think of ourselves. In general, which in the following list is most important to you in describing who you are? And the second most important? And the third most important?... Third Most Important

[VAR] IMPOGR3

RESPONSE	PUNCH	03-07	2008	2009	2010	2011	2012	2013	2014	2016	2018	2021	2023	TOTAL
Your current or previous occupation (or being a homemaker)	1	2.5	-	-	-	-	-	-	-	-	-	-	-	0.8
Your gender (that is, being a man/woman)	2	1.8	-	-	-	-	-	-	-	-	-	-	-	0.6
Your age group (that is, Young, Middle Age, Old)	3	3.2	-	-	-	-	-	-	-	-	-	-	-	1.1
Your religion (or being agnostic or atheist)	4	0.8	-	-	-	-	-	-	-	-	-	-	-	0.2
Your preferred political party, group, or movement	5	0.3	-	-	-	-	-	-	-	-	-	-	-	0.1
Your nationality	6	1.2	-	-	-	-	-	-	-	-	-	-	-	0.4
Your family or marital status (that is, son/daughter, mother/father, grandfather/grandmother, husband/wife, widower/widow, not married, or other similar)	7	2.0	-	-	-	-	-	-	-	-	-	-	-	0.6
Your social class (that is upper, middle, lower, working, or similar categories)	8	1.8	-	-	-	-	-	-	-	-	-	-	-	0.6
The part of [COUNTRY] that you live in	9	4.0	-	-	-	-	-	-	-	-	-	-	-	1.3
Can't choose/NA	-8	0.7	-	-	-	-	-	-	-	-	-	-	-	0.2
IAP	-1	81.9	100.0	100.0	100.0	100.0	100.0	100.0	100.0	100.0	100.0	100.0	100.0	94.0
N		7276	1508	1599	1576	1535	1396	1294	1370	1051	1031	1205	1230	22071

**Table 1835 How close R feels to the R's town**

[Questionnaire] How close do you feel to... Your town

[VAR] CLSETOWN

RESPONSE	PUNCH	03-07	2008	2009	2010	2011	2012	2013	2014	2016	2018	2021	2023	TOTAL
Very close	1	5.9	-	-	-	-	-	-	-	-	-	-	-	1.9
Close	2	8.3	-	-	-	-	-	-	-	-	-	-	-	2.7
Not very close	3	3.4	-	-	-	-	-	-	-	-	-	-	-	1.1
Not close at all	4	0.3	-	-	-	-	-	-	-	-	-	-	-	0.1
Can't choose/NA	-8	0.1	-	-	-	-	-	-	-	-	-	-	-	0.0
IAP	-1	81.9	100.0	100.0	100.0	100.0	100.0	100.0	100.0	100.0	100.0	100.0	100.0	94.0
N		7276	1508	1599	1576	1535	1396	1294	1370	1051	1031	1205	1230	22071

\*\*\* Keyword: People's County/Subcounty/Town of Residence

**Table 1836 How close R feels to the R's city/county**

[Questionnaire] How close do you feel to... Your city/county

[VAR] CLSECITY

RESPONSE	PUNCH	03-07	2008	2009	2010	2011	2012	2013	2014	2016	2018	2021	2023	TOTAL
Very close	1	4.4	-	-	-	-	-	-	-	-	-	-	-	1.4
Close	2	8.6	-	-	-	-	-	-	-	-	-	-	-	2.8
Not very close	3	4.4	-	-	-	-	-	-	-	-	-	-	-	1.5
Not close at all	4	0.5	-	-	-	-	-	-	-	-	-	-	-	0.1
Can't choose/NA	-8	0.2	-	-	-	-	-	-	-	-	-	-	-	0.1
IAP	-1	81.9	100.0	100.0	100.0	100.0	100.0	100.0	100.0	100.0	100.0	100.0	100.0	94.0
N		7276	1508	1599	1576	1535	1396	1294	1370	1051	1031	1205	1230	22071

\*\*\* Keyword: City/Town of Residence

**Table 1837 How close R feels to the R's province**

[Questionnaire] How close do you feel to... Your province

[VAR] CLSESTAT

RESPONSE	PUNCH	03-07	2008	2009	2010	2011	2012	2013	2014	2016	2018	2021	2023	TOTAL
Very close	1	3.6	-	-	-	-	-	-	-	-	-	-	-	1.2
Close	2	7.8	-	-	-	-	-	-	-	-	-	-	-	2.6
Not very close	3	5.5	-	-	-	-	-	-	-	-	-	-	-	1.8
Not close at all	4	0.8	-	-	-	-	-	-	-	-	-	-	-	0.3
Can't choose/NA	-8	0.3	-	-	-	-	-	-	-	-	-	-	-	0.1
IAP	-1	81.9	100.0	100.0	100.0	100.0	100.0	100.0	100.0	100.0	100.0	100.0	100.0	94.0
N		7276	1508	1599	1576	1535	1396	1294	1370	1051	1031	1205	1230	22071

**Table 1838 How close R feels to South Korea**

[Questionnaire] How close do you feel to... South Korea

[VAR] CLSEKR

RESPONSE	PUNCH	03-07	2008	2009	2010	2011	2012	2013	2014	2016	2018	2021	2023	TOTAL
Very close	1	7.3	-	-	-	-	-	-	-	-	-	-	-	2.4
Close	2	7.8	-	-	-	-	-	-	-	-	-	-	-	2.6
Not very close	3	2.4	-	-	-	-	-	-	-	-	-	-	-	0.8
Not close at all	4	0.3	-	-	-	-	-	-	-	-	-	-	-	0.1
Can't choose/NA	-8	0.2	-	-	-	-	-	-	-	-	-	-	-	0.1
IAP	-1	81.9	100.0	100.0	100.0	100.0	100.0	100.0	100.0	100.0	100.0	100.0	100.0	94.0
N		7276	1508	1599	1576	1535	1396	1294	1370	1051	1031	1205	1230	22071



**Table 1839 How close R feels to East Asia**

[Questionnaire] How close do you feel to... East Asia

[VAR] CLSEASIA

RESPONSE	PUNCH	03-07	2008	2009	2010	2011	2012	2013	2014	2016	2018	2021	2023	TOTAL
Very close	1	1.1	-	-	-	-	-	-	-	-	-	-	-	0.4
Close	2	4.2	-	-	-	-	-	-	-	-	-	-	-	1.4
Not very close	3	8.0	-	-	-	-	-	-	-	-	-	-	-	2.6
Not close at all	4	4.3	-	-	-	-	-	-	-	-	-	-	-	1.4
Can't choose/NA	-8	0.4	-	-	-	-	-	-	-	-	-	-	-	0.1
IAP	-1	81.9	100.0	100.0	100.0	100.0	100.0	100.0	100.0	100.0	100.0	100.0	100.0	94.0
N		7276	1508	1599	1576	1535	1396	1294	1370	1051	1031	1205	1230	22071

\*\*\* Keyword: East Asia

**Table 1840 National pride: would rather be a citizen of South Korea than of any other country in the world**

[Questionnaire] How much do you agree or disagree with the following statements?... I would rather be a citizen of South Korea than any other country in the world

[VAR] KRCITIZN

RESPONSE	PUNCH	03-07	2008	2009	2010	2011	2012	2013	2014	2016	2018	2021	2023	TOTAL
Strongly agree	1	7.0	-	-	-	-	-	44.1	-	-	-	-	15.3	5.7
Agree	2	6.0	-	-	-	-	-	33.4	-	-	-	-	62.9	7.4
Neither agree nor disagree	3	3.4	-	-	-	-	-	17.8	-	-	-	-	17.1	3.1
Disagree	4	1.5	-	-	-	-	-	3.9	-	-	-	-	4.5	1.0
Strongly disagree	5	0.1	-	-	-	-	-	0.8	-	-	-	-	0.2	0.1
Can't choose/NA	-8	0.0	-	-	-	-	-	0.0	-	-	-	-	0.0	0.0
IAP	-1	81.9	100.0	100.0	100.0	100.0	100.0	0.0	100.0	100.0	100.0	100.0	0.0	82.6
N		7276	1508	1599	1576	1535	1396	1294	1370	1051	1031	1205	1230	22071

\*\* 2013, 2023 RESPONSE: Agree strongly, Agree, Neither agree nor disagree, Disagree, Disagree strongly, Can't choose

\*\*\* Keyword: Citizen of South Korea

**Table 1841 National pride: There are some things about South Korea today that make me feel ashamed of the country**

[Questionnaire] How much do you agree or disagree with the following statements?... There are some things about South Korea today that make me feel ashamed of South Korea

[VAR] KRSHAMED

RESPONSE	PUNCH	03-07	2008	2009	2010	2011	2012	2013	2014	2016	2018	2021	2023	TOTAL
Strongly agree	1	3.1	-	-	-	-	-	13.4	-	-	-	-	8.6	2.3
Agree	2	8.6	-	-	-	-	-	47.0	-	-	-	-	34.0	7.5
Neither agree nor disagree	3	3.1	-	-	-	-	-	19.3	-	-	-	-	33.2	4.0
Disagree	4	1.8	-	-	-	-	-	10.8	-	-	-	-	19.4	2.3
Strongly disagree	5	1.2	-	-	-	-	-	9.0	-	-	-	-	4.5	1.2
Can't choose/NA	-8	0.2	-	-	-	-	-	0.5	-	-	-	-	0.3	0.1
IAP	-1	81.9	100.0	100.0	100.0	100.0	100.0	0.0	100.0	100.0	100.0	100.0	0.0	82.6
N		7276	1508	1599	1576	1535	1396	1294	1370	1051	1031	1205	1230	22071

\*\* 2013, 2023 RESPONSE: Agree strongly, Agree, Neither agree nor disagree, Disagree, Disagree strongly, Can't choose

**Table 1842 National pride: The world would be a better place if people from other countries were more like South Koreans**

[Questionnaire] How much do you agree or disagree with the following statements?... The world would be a better place if people from other countries were more like South Koreans

[VAR] BELIKEKR

RESPONSE	PUNCH	03-07	2008	2009	2010	2011	2012	2013	2014	2016	2018	2021	2023	TOTAL
Strongly agree	1	1.3	-	-	-	-	-	8.8	-	-	-	-	7.5	1.4
Agree	2	3.2	-	-	-	-	-	21.8	-	-	-	-	40.9	4.6
Neither agree nor disagree	3	6.6	-	-	-	-	-	41.6	-	-	-	-	39.4	6.8
Disagree	4	5.5	-	-	-	-	-	22.8	-	-	-	-	11.1	3.8
Strongly disagree	5	1.2	-	-	-	-	-	4.6	-	-	-	-	0.4	0.7
Can't choose/NA	-8	0.3	-	-	-	-	-	0.5	-	-	-	-	0.7	0.2
IAP	-1	81.9	100.0	100.0	100.0	100.0	100.0	0.0	100.0	100.0	100.0	100.0	0.0	82.6
N		7276	1508	1599	1576	1535	1396	1294	1370	1051	1031	1205	1230	22071

\*\* 2013, 2023 RESPONSE: Agree strongly, Agree, Neither agree nor disagree, Disagree, Disagree strongly, Can't choose

\*\*\* Keyword: Koreans

**Table 1843 National pride: Generally speaking, South Korea is a better country than most other countries**

[Questionnaire] How much do you agree or disagree with the following statements?... Generally speaking, South Korea is a better country than most other countries

[VAR] KRBETTER

RESPONSE	PUNCH	03-07	2008	2009	2010	2011	2012	2013	2014	2016	2018	2021	2023	TOTAL
Strongly agree	1	2.1	-	-	-	-	-	18.0	-	-	-	-	10.7	2.3
Agree	2	6.2	-	-	-	-	-	43.2	-	-	-	-	57.2	7.8
Neither agree nor disagree	3	5.0	-	-	-	-	-	27.3	-	-	-	-	25.4	4.7
Disagree	4	4.1	-	-	-	-	-	10.4	-	-	-	-	6.3	2.3
Strongly disagree	5	0.7	-	-	-	-	-	1.1	-	-	-	-	0.3	0.3
Can't choose/NA	-8	0.1	-	-	-	-	-	0.0	-	-	-	-	0.0	0.0
IAP	-1	81.9	100.0	100.0	100.0	100.0	100.0	0.0	100.0	100.0	100.0	100.0	0.0	82.6
N		7276	1508	1599	1576	1535	1396	1294	1370	1051	1031	1205	1230	22071

\*\* 2013, 2023 RESPONSE: Agree strongly, Agree, Neither agree nor disagree, Disagree, Disagree strongly, Can't choose



**Table 1844 National pride: People should support their country even if the country is in the wrong**

[Questionnaire] How much do you agree or disagree with the following statements?... People should support their country even if the country is in the wrong

[VAR] IFWRONG

RESPONSE	PUNCH	03-07	2008	2009	2010	2011	2012	2013	2014	2016	2018	2021	2023	TOTAL
Strongly agree	1	4.4	-	-	-	-	-	23.0	-	-	-	-	12.4	3.5
Agree	2	6.0	-	-	-	-	-	35.2	-	-	-	-	48.0	6.7
Neither agree nor disagree	3	2.9	-	-	-	-	-	16.1	-	-	-	-	24.1	3.3
Disagree	4	3.7	-	-	-	-	-	19.6	-	-	-	-	12.6	3.1
Strongly disagree	5	0.9	-	-	-	-	-	6.0	-	-	-	-	2.7	0.8
Can't choose/NA	-8	0.1	-	-	-	-	-	0.2	-	-	-	-	0.2	0.1
IAP	-1	81.9	100.0	100.0	100.0	100.0	100.0	0.0	100.0	100.0	100.0	100.0	0.0	82.6
N		7276	1508	1599	1576	1535	1396	1294	1370	1051	1031	1205	1230	22071

\*\* 2013, 2023 RESPONSE: Agree strongly, Agree, Neither agree nor disagree, Disagree, Disagree strongly, Can't choose

**Table 1845 National pride: When South Korea does well in international sports, it makes me proud to be a South Korean**

[Questionnaire] How much do you agree or disagree with the following statements?... When my country does well in international sports, it makes me proud to be a South Korean

[VAR] KRSPTS

RESPONSE	PUNCH	03-07	2008	2009	2010	2011	2012	2013	2014	2016	2018	2021	2023	TOTAL
Strongly agree	1	9.1	-	-	-	-	-	54.9	-	-	-	-	-	6.2
Agree	2	7.2	-	-	-	-	-	33.1	-	-	-	-	-	4.3
Neither agree nor disagree	3	1.4	-	-	-	-	-	8.8	-	-	-	-	-	1.0
Disagree	4	0.2	-	-	-	-	-	2.3	-	-	-	-	-	0.2
Strongly disagree	5	0.1	-	-	-	-	-	0.6	-	-	-	-	-	0.1
Can't choose/NA	-8	0.1	-	-	-	-	-	0.3	-	-	-	-	-	0.0
IAP	-1	81.9	100.0	100.0	100.0	100.0	100.0	0.0	100.0	100.0	100.0	100.0	100.0	88.2
N		7276	1508	1599	1576	1535	1396	1294	1370	1051	1031	1205	1230	22071

\*\* 2013 Questionnaire: How much do you agree or disagree with the following statements?... When my country does well in international sports, it makes me proud to be Korean

\*\* 2013 RESPONSE: Agree strongly, Agree, Neither/Nor, Disagree, Disagree strongly, CAN'T CHOOSE

\*\*\* Keyword: Sport, Citizen of South Korea

**Table 1846 National pride: I am often less proud of South Korea than I would like to be**

[Questionnaire] How much do you agree or disagree with the following statements?... I am often less proud of South Korea than I would like to be

[VAR] LESSPRD

RESPONSE	PUNCH	03-07	2008	2009	2010	2011	2012	2013	2014	2016	2018	2021	2023	TOTAL
Strongly agree	1	1.7	-	-	-	-	-	6.3	-	-	-	-	-	0.9
Agree	2	9.0	-	-	-	-	-	40.4	-	-	-	-	-	5.4
Neither agree nor disagree	3	4.8	-	-	-	-	-	29.1	-	-	-	-	-	3.3
Disagree	4	1.9	-	-	-	-	-	16.6	-	-	-	-	-	1.6
Strongly disagree	5	0.4	-	-	-	-	-	7.0	-	-	-	-	-	0.6
Can't choose/NA	-8	0.2	-	-	-	-	-	0.6	-	-	-	-	-	0.1
IAP	-1	81.9	100.0	100.0	100.0	100.0	100.0	0.0	100.0	100.0	100.0	100.0	100.0	88.2
N		7276	1508	1599	1576	1535	1396	1294	1370	1051	1031	1205	1230	22071

\*\* 2013 Questionnaire: How much do you agree or disagree with the following statements?... I am often less proud of Korea than I would like to be

\*\* 2013 RESPONSE: Agree strongly, Agree, Neither/Nor, Disagree, Disagree strongly, CAN'T CHOOSE

**Table 1847 National pride: The world would be a better place if Koreans acknowledged Korea's shortcomings**

[Questionnaire] How much do you agree or disagree with the following statements... The world would be a better place if Koreans acknowledged Korea's shortcoming

[VAR] ADMKRPB

RESPONSE	PUNCH	03-07	2008	2009	2010	2011	2012	2013	2014	2016	2018	2021	2023	TOTAL
Strongly agree	1	-	-	-	-	-	-	31.1	-	-	-	-	-	1.8
Agree	2	-	-	-	-	-	-	45.6	-	-	-	-	-	2.7
Neither agree nor disagree	3	-	-	-	-	-	-	17.6	-	-	-	-	-	1.0
Disagree	4	-	-	-	-	-	-	4.4	-	-	-	-	-	0.3
Strongly disagree	5	-	-	-	-	-	-	0.6	-	-	-	-	-	0.0
Can't choose/NA	-8	-	-	-	-	-	-	0.7	-	-	-	-	-	0.0
IAP	-1	100.0	100.0	100.0	100.0	100.0	100.0	0.0	100.0	100.0	100.0	100.0	100.0	94.1
N		7276	1508	1599	1576	1535	1396	1294	1370	1051	1031	1205	1230	22071

\*\*\* Keyword: Koreans

**Table 1848 Pride for the way democracy works in Korea**

[Questionnaire] How proud are you of South Korea in each of the following?... The way democracy works

[VAR] PROUDEM

RESPONSE	PUNCH	03-07	2008	2009	2010	2011	2012	2013	2014	2016	2018	2021	2023	TOTAL
Very proud	1	0.7	-	-	-	-	-	11.5	-	-	-	-	10.7	1.5
Somewhat proud	2	5.3	-	-	-	-	-	43.3	-	-	-	-	63.7	7.8
Not very proud	3	9.4	-	-	-	-	-	37.1	-	-	-	-	22.0	6.5
Not proud at all	4	2.0	-	-	-	-	-	6.3	-	-	-	-	2.3	1.2
Can't choose/NA	-8	0.6	-	-	-	-	-	1.8	-	-	-	-	1.3	0.4
IAP	-1	81.9	100.0	100.0	100.0	100.0	100.0	0.0	100.0	100.0	100.0	100.0	0.0	82.6
N		7276	1508	1599	1576	1535	1396	1294	1370	1051	1031	1205	1230	22071

\* SHOW CARD(13)

\*\*\* Keyword: Democracy

\*\*\*\* This variable is not included in the ISSP module, but only KGSS included it



**Table 1849 Pride for the way democracy works in Korea (Type A)**

[Questionnaire] How proud are you of South Korea in each of the following?... The way democracy works

[VAR] PROUDDDEM16A

RESPONSE	PUNCH	03-07	2008	2009	2010	2011	2012	2013	2014	2016	2018	2021	2023	TOTAL
Very proud	1	-	-	-	-	-	-	-	-	5.6	8.8	6.8	-	1.1
Somewhat proud	2	-	-	-	-	-	-	-	-	18.6	27.2	30.1	-	3.8
Not very proud	3	-	-	-	-	-	-	-	-	20.6	13.7	12.0	-	2.3
Not proud at all	4	-	-	-	-	-	-	-	-	5.1	1.1	0.7	-	0.3
Can't choose/NA	-8	-	-	-	-	-	-	-	-	0.4	0.3	0.2	-	0.0
IAP	-1	100.0	100.0	100.0	100.0	100.0	100.0	100.0	100.0	49.7	49.0	50.2	100.0	92.5
N		7276	1508	1599	1576	1535	1396	1294	1370	1051	1031	1205	1230	22071

\* SHOW CARD

\*\*\* Keyword: Pride, Democracy

\*\*\*\* This variable is not included in the ISSP module, but only KGSS included it

**Table 1850 Pride for the way democracy works in Korea (Type B)**

[Questionnaire] How proud are you of South Korea in each of the following?... The way democracy works

[VAR] PROUDDDEM16B

RESPONSE	PUNCH	03-07	2008	2009	2010	2011	2012	2013	2014	2016	2018	2021	2023	TOTAL
Not proud at all	1	-	-	-	-	-	-	-	-	4.1	2.0	0.7	-	0.3
Not very proud	2	-	-	-	-	-	-	-	-	21.3	12.6	14.1	-	2.4
Somewhat proud	3	-	-	-	-	-	-	-	-	19.0	23.3	28.5	-	3.6
Very proud	4	-	-	-	-	-	-	-	-	4.6	10.7	6.6	-	1.1
Can't choose/NA	-8	-	-	-	-	-	-	-	-	0.7	0.5	0.2	-	0.1
IAP	-1	100.0	100.0	100.0	100.0	100.0	100.0	100.0	100.0	50.3	51.0	49.7	100.0	92.6
N		7276	1508	1599	1576	1535	1396	1294	1370	1051	1031	1205	1230	22071

\* SHOW CARD

\*\*\* Keyword: Pride, Democracy

\*\*\*\* This variable is not included in the ISSP module, but only KGSS included it

**Table 1851 Pride for Korea's political influence in the world**

[Questionnaire] How proud are you of South Korea in each of the following?... Its political influence in the world

[VAR] PROUDPOL

RESPONSE	PUNCH	03-07	2008	2009	2010	2011	2012	2013	2014	2016	2018	2021	2023	TOTAL
Very proud	1	0.3	-	-	-	-	-	10.2	-	-	-	-	14.1	1.5
Somewhat proud	2	2.7	-	-	-	-	-	41.8	-	-	-	-	39.0	5.5
Not very proud	3	9.9	-	-	-	-	-	39.3	-	-	-	-	39.9	7.8
Not proud at all	4	4.4	-	-	-	-	-	7.3	-	-	-	-	6.2	2.2
Can't choose/NA	-8	0.8	-	-	-	-	-	1.5	-	-	-	-	0.8	0.4
IAP	-1	81.9	100.0	100.0	100.0	100.0	100.0	0.0	100.0	100.0	100.0	100.0	0.0	82.6
N		7276	1508	1599	1576	1535	1396	1294	1370	1051	1031	1205	1230	22071

\* SHOW CARD(13)

\*\*\* Keyword: Influence

\*\*\*\* This variable is not included in the ISSP module, but only KGSS included it

**Table 1852 Pride for Korea's political influence in the world (Type A)**

[Questionnaire] How proud are you of South Korea in each of the following?... Its political influence in the world

[VAR] PROUDPOL16A

RESPONSE	PUNCH	03-07	2008	2009	2010	2011	2012	2013	2014	2016	2018	2021	2023	TOTAL
Very proud	1	-	-	-	-	-	-	-	-	4.2	4.9	6.6	-	0.8
Somewhat proud	2	-	-	-	-	-	-	-	-	17.6	19.7	22.6	-	3.0
Not very proud	3	-	-	-	-	-	-	-	-	20.5	21.1	16.9	-	2.9
Not proud at all	4	-	-	-	-	-	-	-	-	7.7	4.9	3.2	-	0.8
Can't choose/NA	-8	-	-	-	-	-	-	-	-	0.3	0.5	0.4	-	0.1
IAP	-1	100.0	100.0	100.0	100.0	100.0	100.0	100.0	100.0	49.7	49.0	50.3	100.0	92.5
N		7276	1508	1599	1576	1535	1396	1294	1370	1051	1031	1205	1230	22071

\* SHOW CARD

\*\*\* Keyword: Pride, Democracy

\*\*\*\* The KGSS asked this question in 2016 and 2018, which is not a part of the ISSP

**Table 1853 Pride for Korea's political influence in the world (Type B)**

[Questionnaire] How proud are you of South Korea in each of the following?... Its political influence in the world

[VAR] PROUDPOL16B

RESPONSE	PUNCH	03-07	2008	2009	2010	2011	2012	2013	2014	2016	2018	2021	2023	TOTAL
Not proud at all	1	-	-	-	-	-	-	-	-	6.1	3.8	2.7	-	0.6
Not very proud	2	-	-	-	-	-	-	-	-	20.2	19.1	17.9	-	2.8
Somewhat proud	3	-	-	-	-	-	-	-	-	17.7	21.2	21.4	-	3.0
Very proud	4	-	-	-	-	-	-	-	-	4.9	4.7	7.6	-	0.9
Can't choose/NA	-8	-	-	-	-	-	-	-	-	0.8	0.3	0.6	-	0.1
IAP	-1	100.0	100.0	100.0	100.0	100.0	100.0	100.0	100.0	50.4	51.0	49.7	100.0	92.6
N		7276	1508	1599	1576	1535	1396	1294	1370	1051	1031	1205	1230	22071

\* SHOW CARD

\*\*\* Keyword: Pride, Democracy

\*\*\*\* The KGSS asked this question in 2016 and 2018, which is not a part of the ISSP



**Table 1854 Pride of Korea's economic achievements**

[Questionnaire] How proud are you of South Korea in each of the following?... Economic achievements

[VAR] PROUDECO

RESPONSE	PUNCH	03-07	2008	2009	2010	2011	2012	2013	2014	2016	2018	2021	2023	TOTAL
Very proud	1	1.2	-	-	-	-	-	19.2	-	-	-	-	23.2	2.8
Somewhat proud	2	6.9	-	-	-	-	-	54.1	-	-	-	-	52.2	8.4
Not very proud	3	8.1	-	-	-	-	-	24.1	-	-	-	-	21.4	5.3
Not proud at all	4	1.6	-	-	-	-	-	2.0	-	-	-	-	2.4	0.8
Can't choose/NA	-8	0.3	-	-	-	-	-	0.7	-	-	-	-	0.8	0.2
IAP	-1	81.9	100.0	100.0	100.0	100.0	100.0	0.0	100.0	100.0	100.0	100.0	0.0	82.6
N		7276	1508	1599	1576	1535	1396	1294	1370	1051	1031	1205	1230	22071

\* SHOW CARD(13)

\*\*\* Keyword: Achievement

\*\*\*\* The KGSS asked this question in 2018, which is not a part of the ISSP

**Table 1855 Pride of Korea's economic achievements (Type A)**

[Questionnaire] How proud are you of South Korea in each of the following?... Economic achievements

[VAR] PROUDECO16A

RESPONSE	PUNCH	03-07	2008	2009	2010	2011	2012	2013	2014	2016	2018	2021	2023	TOTAL
Very proud	1	-	-	-	-	-	-	-	-	9.1	12.1	9.0	-	1.5
Somewhat proud	2	-	-	-	-	-	-	-	-	22.9	25.0	27.3	-	3.7
Not very proud	3	-	-	-	-	-	-	-	-	14.4	11.7	12.1	-	1.9
Not proud at all	4	-	-	-	-	-	-	-	-	3.7	1.8	1.2	-	0.3
Can't choose/NA	-8	-	-	-	-	-	-	-	-	0.2	0.3	0.1	-	0.0
IAP	-1	100.0	100.0	100.0	100.0	100.0	100.0	100.0	100.0	49.7	49.0	50.3	100.0	92.5
N		7276	1508	1599	1576	1535	1396	1294	1370	1051	1031	1205	1230	22071

\* SHOW CARD

\*\*\* Keyword: Pride, Democracy

\*\*\*\* The KGSS asked this question in 2016 and 2018, which is not a part of the ISSP

**Table 1856 Pride of Korea's economic achievements (Type B)**

[Questionnaire] How proud are you of South Korea in each of the following?... Economic achievements

[VAR] PROUDECO16B

RESPONSE	PUNCH	03-07	2008	2009	2010	2011	2012	2013	2014	2016	2018	2021	2023	TOTAL
Not proud at all	1	-	-	-	-	-	-	-	-	1.9	1.5	1.2	-	0.2
Not very proud	2	-	-	-	-	-	-	-	-	15.1	10.4	12.0	-	1.9
Somewhat proud	3	-	-	-	-	-	-	-	-	24.7	25.9	25.2	-	3.8
Very proud	4	-	-	-	-	-	-	-	-	7.5	10.7	11.6	-	1.5
Can't choose/NA	-8	-	-	-	-	-	-	-	-	0.4	0.6	0.2	-	0.1
IAP	-1	100.0	100.0	100.0	100.0	100.0	100.0	100.0	100.0	50.3	51.0	49.7	100.0	92.6
N		7276	1508	1599	1576	1535	1396	1294	1370	1051	1031	1205	1230	22071

\* SHOW CARD

\*\*\* Keyword: Pride, Democracy

\*\*\*\* The KGSS asked this question in 2016 and 2018, which is not a part of the ISSP

**Table 1857 Pride for Korea's social security system**

[Questionnaire] How proud are you of South Korea in each of the following?... Its social security system

[VAR] PROUDSSS

RESPONSE	PUNCH	03-07	2008	2009	2010	2011	2012	2013	2014	2016	2018	2021	2023	TOTAL
Very proud	1	0.3	-	-	-	-	-	6.1	-	-	-	-	18.8	1.5
Somewhat proud	2	2.9	-	-	-	-	-	36.3	-	-	-	-	53.2	6.0
Not very proud	3	9.9	-	-	-	-	-	45.4	-	-	-	-	25.2	7.3
Not proud at all	4	4.7	-	-	-	-	-	11.1	-	-	-	-	2.4	2.3
Can't choose/NA	-8	0.3	-	-	-	-	-	1.1	-	-	-	-	0.3	0.2
IAP	-1	81.9	100.0	100.0	100.0	100.0	100.0	0.0	100.0	100.0	100.0	100.0	0.0	82.6
N		7276	1508	1599	1576	1535	1396	1294	1370	1051	1031	1205	1230	22071

\* SHOW CARD(13)

\*\*\*\* The KGSS asked this question in 2016 and 2018, which is not a part of the ISSP

**Table 1858 Pride for Korea's social security system (Type A)**

[Questionnaire] How proud are you of South Korea in each of the following?... Its social security system

[VAR] PROUDSSS16A

RESPONSE	PUNCH	03-07	2008	2009	2010	2011	2012	2013	2014	2016	2018	2021	2023	TOTAL
Very proud	1	-	-	-	-	-	-	-	-	3.4	6.1	8.8	-	0.9
Somewhat proud	2	-	-	-	-	-	-	-	-	16.5	23.7	28.4	-	3.4
Not very proud	3	-	-	-	-	-	-	-	-	22.9	17.5	11.5	-	2.5
Not proud at all	4	-	-	-	-	-	-	-	-	7.4	3.5	1.1	-	0.6
Can't choose/NA	-8	-	-	-	-	-	-	-	-	0.1	0.3	0.0	-	0.0
IAP	-1	100.0	100.0	100.0	100.0	100.0	100.0	100.0	100.0	49.7	49.0	50.3	100.0	92.5
N		7276	1508	1599	1576	1535	1396	1294	1370	1051	1031	1205	1230	22071

\* SHOW CARD

\*\*\* Keyword: Pride, Democracy

\*\*\*\* The KGSS asked this question in 2016 and 2018, which is not a part of the ISSP



**Table 1859 Pride for Korea's social security system (Type B)**

[Questionnaire] How proud are you of South Korea in each of the following?... Its social security system

[VAR] PROUDSS16B

RESPONSE	PUNCH	03-07	2008	2009	2010	2011	2012	2013	2014	2016	2018	2021	2023	TOTAL
Not proud at all	1	-	-	-	-	-	-	-	-	4.8	2.8	0.7	-	0.4
Not very proud	2	-	-	-	-	-	-	-	-	22.1	17.1	10.8	-	2.4
Somewhat proud	3	-	-	-	-	-	-	-	-	19.2	21.6	29.0	-	3.5
Very proud	4	-	-	-	-	-	-	-	-	2.9	7.3	9.7	-	1.0
Can't choose/NA	-8	-	-	-	-	-	-	-	-	0.9	0.2	0.1	-	0.1
IAP	-1	100.0	100.0	100.0	100.0	100.0	100.0	100.0	100.0	50.3	51.0	49.7	100.0	92.6
N		7276	1508	1599	1576	1535	1396	1294	1370	1051	1031	1205	1230	22071

\* SHOW CARD

\*\*\* Keyword: Pride, Democracy

\*\*\*\* The KGSS asked this question in 2016 and 2018, which is not a part of the ISSP

**Table 1860 Pride for Korea's scientific and technological achievements**

[Questionnaire] How proud are you of South Korea in each of the following?... Its scientific and technological

Achievements

[VAR] PROUDSCI

RESPONSE	PUNCH	03-07	2008	2009	2010	2011	2012	2013	2014	2016	2018	2021	2023	TOTAL
Very proud	1	2.0	-	-	-	-	-	22.2	-	-	-	-	25.3	3.4
Somewhat proud	2	9.7	-	-	-	-	-	58.3	-	-	-	-	56.9	9.8
Not very proud	3	5.1	-	-	-	-	-	16.5	-	-	-	-	16.6	3.6
Not proud at all	4	0.8	-	-	-	-	-	2.0	-	-	-	-	1.1	0.4
Can't choose/NA	-8	0.5	-	-	-	-	-	1.0	-	-	-	-	0.1	0.2
IAP	-1	81.9	100.0	100.0	100.0	100.0	100.0	0.0	100.0	100.0	100.0	100.0	0.0	82.6
N		7276	1508	1599	1576	1535	1396	1294	1370	1051	1031	1205	1230	22071

\* SHOW CARD(13)

\*\*\* Keyword: Science, Technology, Achievement

\*\*\*\* The KGSS asked this question in 2016 and 2018, which is not a part of the ISSP

**Table 1861 Pride for Korea's scientific and technological achievements (Type A)**

[Questionnaire] How proud are you of South Korea in each of the following?... Its scientific and technological

Achievements

[VAR] PROUDSCI16A

RESPONSE	PUNCH	03-07	2008	2009	2010	2011	2012	2013	2014	2016	2018	2021	2023	TOTAL
Very proud	1	-	-	-	-	-	-	-	-	11.6	14.7	14.9	-	2.0
Somewhat proud	2	-	-	-	-	-	-	-	-	25.3	26.0	26.4	-	3.9
Not very proud	3	-	-	-	-	-	-	-	-	9.9	8.2	7.4	-	1.3
Not proud at all	4	-	-	-	-	-	-	-	-	3.2	1.4	1.0	-	0.3
Can't choose/NA	-8	-	-	-	-	-	-	-	-	0.3	0.8	0.1	-	0.1
IAP	-1	100.0	100.0	100.0	100.0	100.0	100.0	100.0	100.0	49.7	49.0	50.3	100.0	92.5
N		7276	1508	1599	1576	1535	1396	1294	1370	1051	1031	1205	1230	22071

\* SHOW CARD

\*\*\* Keyword: Pride, Democracy

\*\*\*\* The KGSS asked this question in 2016 and 2018, which is not a part of the ISSP

**Table 1862 Pride for Korea's scientific and technological achievements (Type B)**

[Questionnaire] How proud are you of South Korea in each of the following?... Its scientific and technological

Achievements

[VAR] PROUDSCI16B

RESPONSE	PUNCH	03-07	2008	2009	2010	2011	2012	2013	2014	2016	2018	2021	2023	TOTAL
Not proud at all	1	-	-	-	-	-	-	-	-	1.5	1.7	0.8	-	0.2
Not very proud	2	-	-	-	-	-	-	-	-	10.2	9.0	8.2	-	1.4
Somewhat proud	3	-	-	-	-	-	-	-	-	25.8	21.9	27.1	-	3.7
Very proud	4	-	-	-	-	-	-	-	-	11.2	15.5	13.8	-	2.0
Can't choose/NA	-8	-	-	-	-	-	-	-	-	1.0	0.8	0.3	-	0.1
IAP	-1	100.0	100.0	100.0	100.0	100.0	100.0	100.0	100.0	50.3	51.0	49.7	100.0	92.6
N		7276	1508	1599	1576	1535	1396	1294	1370	1051	1031	1205	1230	22071

\* SHOW CARD

\*\*\* Keyword: Pride, Democracy

\*\*\*\* The KGSS asked this question in 2016 and 2018, which is not a part of the ISSP

**Table 1863 Pride of Korea's achievements in sports**

[Questionnaire] How proud are you of South Korea in each of the following?... Its achievements in sports

[VAR] PROUDSPT

RESPONSE	PUNCH	03-07	2008	2009	2010	2011	2012	2013	2014	2016	2018	2021	2023	TOTAL
Very proud	1	5.2	-	-	-	-	-	42.0	-	-	-	-	37.5	6.3
Somewhat proud	2	10.7	-	-	-	-	-	49.6	-	-	-	-	51.7	9.3
Not very proud	3	1.7	-	-	-	-	-	7.3	-	-	-	-	9.4	1.5
Not proud at all	4	0.2	-	-	-	-	-	0.9	-	-	-	-	1.0	0.2
Can't choose/NA	-8	0.2	-	-	-	-	-	0.2	-	-	-	-	0.4	0.1
IAP	-1	81.9	100.0	100.0	100.0	100.0	100.0	0.0	100.0	100.0	100.0	100.0	0.0	82.6
N		7276	1508	1599	1576	1535	1396	1294	1370	1051	1031	1205	1230	22071

\* SHOW CARD(13)

\*\*\* Keyword: Sport, Achievement

\*\*\*\* The KGSS asked this question in 2018, which is not a part of the ISSP



**Table 1864 Pride of Korea's achievements in sports (Type A)**

[Questionnaire] How proud are you of South Korea in each of the following?... Its achievements in sports

[VAR] PROUDSPT16A

RESPONSE	PUNCH	03-07	2008	2009	2010	2011	2012	2013	2014	2016	2018	2021	2023	TOTAL
Very proud	1	-	-	-	-	-	-	-	-	17.6	16.5	16.7	-	2.5
Somewhat proud	2	-	-	-	-	-	-	-	-	25.3	25.2	25.3	-	3.8
Not very proud	3	-	-	-	-	-	-	-	-	5.4	6.9	6.7	-	0.9
Not proud at all	4	-	-	-	-	-	-	-	-	1.5	1.7	0.9	-	0.2
Can't choose/NA	-8	-	-	-	-	-	-	-	-	0.4	0.7	0.1	-	0.1
IAP	-1	100.0	100.0	100.0	100.0	100.0	100.0	100.0	100.0	49.7	49.0	50.3	100.0	92.5
N		7276	1508	1599	1576	1535	1396	1294	1370	1051	1031	1205	1230	22071

\* SHOW CARD

\*\*\* Keyword: Pride, Democracy

\*\*\*\* The KGSS asked this question in 2016 and 2018, which is not a part of the ISSP

**Table 1865 Pride of Korea's achievements in sports (Type B)**

[Questionnaire] How proud are you of South Korea in each of the following?... Its achievements in sports

[VAR] PROUDSPT16B

RESPONSE	PUNCH	03-07	2008	2009	2010	2011	2012	2013	2014	2016	2018	2021	2023	TOTAL
Not proud at all	1	-	-	-	-	-	-	-	-	1.9	1.8	1.2	-	0.2
Not very proud	2	-	-	-	-	-	-	-	-	7.7	6.0	7.5	-	1.1
Somewhat proud	3	-	-	-	-	-	-	-	-	20.1	23.5	23.2	-	3.3
Very proud	4	-	-	-	-	-	-	-	-	19.3	17.1	18.1	-	2.7
Can't choose/NA	-8	-	-	-	-	-	-	-	-	0.8	0.6	0.3	-	0.1
IAP	-1	100.0	100.0	100.0	100.0	100.0	100.0	100.0	100.0	50.3	51.0	49.7	100.0	92.6
N		7276	1508	1599	1576	1535	1396	1294	1370	1051	1031	1205	1230	22071

\* SHOW CARD

\*\*\* Keyword: Pride, Democracy

\*\*\*\* The KGSS asked this question in 2016 and 2018, which is not a part of the ISSP

**Table 1866 Pride of Korea's achievements in the arts and literature**

[Questionnaire] How proud are you of South Korea in each of the following?... Its achievements in the arts and literature

[VAR] PROUDART

RESPONSE	PUNCH	03-07	2008	2009	2010	2011	2012	2013	2014	2016	2018	2021	2023	TOTAL
Very proud	1	1.6	-	-	-	-	-	21.0	-	-	-	-	34.3	3.7
Somewhat proud	2	9.1	-	-	-	-	-	52.9	-	-	-	-	52.0	9.0
Not very proud	3	6.0	-	-	-	-	-	21.6	-	-	-	-	12.4	3.9
Not proud at all	4	0.8	-	-	-	-	-	2.7	-	-	-	-	1.0	0.5
Can't choose/NA	-8	0.6	-	-	-	-	-	1.8	-	-	-	-	0.3	0.3
IAP	-1	81.9	100.0	100.0	100.0	100.0	100.0	0.0	100.0	100.0	100.0	100.0	0.0	82.6
N		7276	1508	1599	1576	1535	1396	1294	1370	1051	1031	1205	1230	22071

\* SHOW CARD(13)

\*\*\* Keyword: Achievement, Art

\*\*\*\* The KGSS asked this question in 2018, which is not a part of the ISSP

**Table 1867 Pride of Korea's achievements in the arts and literature (Type A)**

[Questionnaire] How proud are you of South Korea in each of the following?... Its achievements in the arts and literature

[VAR] PROUDART16A

RESPONSE	PUNCH	03-07	2008	2009	2010	2011	2012	2013	2014	2016	2018	2021	2023	TOTAL
Very proud	1	-	-	-	-	-	-	-	-	9.5	11.6	13.3	-	1.7
Somewhat proud	2	-	-	-	-	-	-	-	-	23.5	23.4	27.0	-	3.7
Not very proud	3	-	-	-	-	-	-	-	-	13.8	13.4	8.0	-	1.7
Not proud at all	4	-	-	-	-	-	-	-	-	2.8	2.1	1.1	-	0.3
Can't choose/NA	-8	-	-	-	-	-	-	-	-	0.7	0.5	0.2	-	0.1
IAP	-1	100.0	100.0	100.0	100.0	100.0	100.0	100.0	100.0	49.7	49.0	50.2	100.0	92.5
N		7276	1508	1599	1576	1535	1396	1294	1370	1051	1031	1205	1230	22071

\* SHOW CARD

\*\*\* Keyword: Pride, Democracy

\*\*\*\* The KGSS asked this question in 2016 and 2018, which is not a part of the ISSP

**Table 1868 Pride of Korea's achievements in the arts and literature (Type B)**

[Questionnaire] How proud are you of South Korea in each of the following?... Its achievements in the arts and literature

[VAR] PROUDART16B

RESPONSE	PUNCH	03-07	2008	2009	2010	2011	2012	2013	2014	2016	2018	2021	2023	TOTAL
Not proud at all	1	-	-	-	-	-	-	-	-	2.9	1.9	1.0	-	0.3
Not very proud	2	-	-	-	-	-	-	-	-	12.0	11.6	8.3	-	1.6
Somewhat proud	3	-	-	-	-	-	-	-	-	23.4	23.3	25.3	-	3.6
Very proud	4	-	-	-	-	-	-	-	-	10.0	11.2	15.1	-	1.8
Can't choose/NA	-8	-	-	-	-	-	-	-	-	1.3	1.0	0.6	-	0.1
IAP	-1	100.0	100.0	100.0	100.0	100.0	100.0	100.0	100.0	50.4	51.0	49.7	100.0	92.6
N		7276	1508	1599	1576	1535	1396	1294	1370	1051	1031	1205	1230	22071

\* SHOW CARD

\*\*\* Keyword: Pride, Democracy

\*\*\*\* The KGSS asked this question in 2016 and 2018, which is not a part of the ISSP



**Table 1869 Pride for Korea's armed forces**

[Questionnaire] How proud are you of South Korea in each of the following?... Armed forces

[VAR] PROUDMIL

RESPONSE	PUNCH	03-07	2008	2009	2010	2011	2012	2013	2014	2016	2018	2021	2023	TOTAL
Very proud	1	1.1	-	-	-	-	-	12.9	-	-	-	-	8.8	1.6
Somewhat proud	2	5.0	-	-	-	-	-	39.6	-	-	-	-	46.9	6.6
Not very proud	3	8.6	-	-	-	-	-	39.1	-	-	-	-	37.9	7.3
Not proud at all	4	2.8	-	-	-	-	-	6.7	-	-	-	-	5.1	1.6
Can't choose/NA	-8	0.6	-	-	-	-	-	1.7	-	-	-	-	1.3	0.4
IAP	-1	81.9	100.0	100.0	100.0	100.0	100.0	0.0	100.0	100.0	100.0	100.0	0.0	82.6
N		7276	1508	1599	1576	1535	1396	1294	1370	1051	1031	1205	1230	22071

\* SHOW CARD(13)

\*\*\*\* The KGSS asked this question in 2016 and 2018, which is not a part of the ISSP

**Table 1870 Pride for Korea's armed forces (Type A)**

[Questionnaire] How proud are you of South Korea in each of the following?... Armed forces

[VAR] PROUDMIL16A

RESPONSE	PUNCH	03-07	2008	2009	2010	2011	2012	2013	2014	2016	2018	2021	2023	TOTAL
Very proud	1	-	-	-	-	-	-	-	-	5.3	6.8	5.6	-	0.9
Somewhat proud	2	-	-	-	-	-	-	-	-	18.3	19.6	22.5	-	3.0
Not very proud	3	-	-	-	-	-	-	-	-	20.0	18.5	18.6	-	2.8
Not proud at all	4	-	-	-	-	-	-	-	-	6.2	5.2	2.7	-	0.7
Can't choose/NA	-8	-	-	-	-	-	-	-	-	0.6	0.9	0.2	-	0.1
IAP	-1	100.0	100.0	100.0	100.0	100.0	100.0	100.0	100.0	49.7	49.1	50.3	100.0	92.5
N		7276	1508	1599	1576	1535	1396	1294	1370	1051	1031	1205	1230	22071

\* SHOW CARD

\*\*\* Keyword: Pride, Democracy

\*\*\*\* The KGSS asked this question in 2016 and 2018, which is not a part of the ISSP

**Table 1871 Pride for Korea's armed forces (Type B)**

[Questionnaire] How proud are you of South Korea in each of the following?... Armed forces

[VAR] PROUDMIL16B

RESPONSE	PUNCH	03-07	2008	2009	2010	2011	2012	2013	2014	2016	2018	2021	2023	TOTAL
Not proud at all	1	-	-	-	-	-	-	-	-	4.4	3.3	1.2	-	0.4
Not very proud	2	-	-	-	-	-	-	-	-	18.1	17.3	17.5	-	2.6
Somewhat proud	3	-	-	-	-	-	-	-	-	20.0	20.6	23.7	-	3.2
Very proud	4	-	-	-	-	-	-	-	-	6.7	6.8	6.6	-	1.0
Can't choose/NA	-8	-	-	-	-	-	-	-	-	0.6	1.1	1.2	-	0.1
IAP	-1	100.0	100.0	100.0	100.0	100.0	100.0	100.0	100.0	50.3	51.0	49.7	100.0	92.6
N		7276	1508	1599	1576	1535	1396	1294	1370	1051	1031	1205	1230	22071

\* SHOW CARD

\*\*\* Keyword: Pride, Democracy

\*\*\*\* The KGSS asked this question in 2016 and 2018, which is not a part of the ISSP

**Table 1872 Pride of Korea's history**

[Questionnaire] How proud are you of South Korea in each of the following?... Its history

[VAR] PROUDHIS

RESPONSE	PUNCH	03-07	2008	2009	2010	2011	2012	2013	2014	2016	2018	2021	2023	TOTAL
Very proud	1	4.8	-	-	-	-	-	31.1	-	-	-	-	22.8	4.7
Somewhat proud	2	8.4	-	-	-	-	-	45.1	-	-	-	-	51.0	8.3
Not very proud	3	3.9	-	-	-	-	-	19.3	-	-	-	-	23.3	3.7
Not proud at all	4	0.7	-	-	-	-	-	3.2	-	-	-	-	2.4	0.6
Can't choose/NA	-8	0.3	-	-	-	-	-	1.2	-	-	-	-	0.6	0.2
IAP	-1	81.9	100.0	100.0	100.0	100.0	100.0	0.0	100.0	100.0	100.0	100.0	0.0	82.6
N		7276	1508	1599	1576	1535	1396	1294	1370	1051	1031	1205	1230	22071

\* SHOW CARD(13)

\*\*\*\* The KGSS asked this question in 2018, which is not a part of the ISSP

**Table 1873 Pride of Korea's history (Type A)**

[Questionnaire] How proud are you of South Korea in each of the following?... Its history

[VAR] PROUDHIS16A

RESPONSE	PUNCH	03-07	2008	2009	2010	2011	2012	2013	2014	2016	2018	2021	2023	TOTAL
Very proud	1	-	-	-	-	-	-	-	-	14.5	15.4	11.4	-	2.0
Somewhat proud	2	-	-	-	-	-	-	-	-	21.9	22.7	25.8	-	3.5
Not very proud	3	-	-	-	-	-	-	-	-	10.8	10.2	11.0	-	1.6
Not proud at all	4	-	-	-	-	-	-	-	-	2.7	2.3	1.4	-	0.3
Can't choose/NA	-8	-	-	-	-	-	-	-	-	0.5	0.3	0.2	-	0.0
IAP	-1	100.0	100.0	100.0	100.0	100.0	100.0	100.0	100.0	49.7	49.0	50.3	100.0	92.5
N		7276	1508	1599	1576	1535	1396	1294	1370	1051	1031	1205	1230	22071

\* SHOW CARD

\*\*\* Keyword: Pride, Democracy

\*\*\*\* The KGSS asked this question in 2016 and 2018, which is not a part of the ISSP



**Table 1874 Pride of Korea's history (Type B)**

[Questionnaire] How proud are you of South Korea in each of the following?... Its history

[VAR] PROUDHIS16B

RESPONSE	PUNCH	03-07	2008	2009	2010	2011	2012	2013	2014	2016	2018	2021	2023	TOTAL
Not proud at all	1	-	-	-	-	-	-	-	-	2.6	2.8	1.6	-	0.3
Not very proud	2	-	-	-	-	-	-	-	-	10.6	10.8	10.0	-	1.6
Somewhat proud	3	-	-	-	-	-	-	-	-	20.8	20.4	24.9	-	3.3
Very proud	4	-	-	-	-	-	-	-	-	14.8	14.1	13.5	-	2.1
Can't choose/NA	-8	-	-	-	-	-	-	-	-	0.9	0.9	0.2	-	0.1
IAP	-1	100.0	100.0	100.0	100.0	100.0	100.0	100.0	100.0	50.3	51.0	49.8	100.0	92.6
N		7276	1508	1599	1576	1535	1396	1294	1370	1051	1031	1205	1230	22071

\* SHOW CARD

\*\*\* Keyword: Pride, Democracy

\*\*\*\* The KGSS asked this question in 2016 and 2018, which is not a part of the ISSP

**Table 1875 Pride of Korea's equal and fair treatments of all groups in the society**

[Questionnaire] How proud are you of South Korea in each of the following?... Its fair and equal treatment of all groups in society

[VAR] PROUDGRP

RESPONSE	PUNCH	03-07	2008	2009	2010	2011	2012	2013	2014	2016	2018	2021	2023	TOTAL
Very proud	1	0.4	-	-	-	-	-	5.4	-	-	-	-	3.8	0.7
Somewhat proud	2	2.7	-	-	-	-	-	24.9	-	-	-	-	52.3	5.3
Not very proud	3	9.1	-	-	-	-	-	49.7	-	-	-	-	36.6	7.9
Not proud at all	4	5.5	-	-	-	-	-	18.4	-	-	-	-	6.7	3.2
Can't choose/NA	-8	0.5	-	-	-	-	-	1.5	-	-	-	-	0.6	0.3
IAP	-1	81.9	100.0	100.0	100.0	100.0	100.0	0.0	100.0	100.0	100.0	100.0	0.0	82.6
N		7276	1508	1599	1576	1535	1396	1294	1370	1051	1031	1205	1230	22071

\* SHOW CARD(13)

\*\*\* Keyword: Fair, Equality

\*\*\*\* The KGSS asked this question in 2018, which is not a part of the ISSP

**Table 1876 Pride of Korea's equal and fair treatments of all groups in the society (Type A)**

[Questionnaire] How proud are you of South Korea in each of the following?... Its fair and equal treatment of all groups in society

[VAR] PROUDGRP16A

RESPONSE	PUNCH	03-07	2008	2009	2010	2011	2012	2013	2014	2016	2018	2021	2023	TOTAL
Very proud	1	-	-	-	-	-	-	-	-	2.6	2.2	3.1	-	0.4
Somewhat proud	2	-	-	-	-	-	-	-	-	8.8	14.1	24.6	-	2.4
Not very proud	3	-	-	-	-	-	-	-	-	24.6	26.2	18.9	-	3.4
Not proud at all	4	-	-	-	-	-	-	-	-	13.8	8.0	2.9	-	1.2
Can't choose/NA	-8	-	-	-	-	-	-	-	-	0.6	0.5	0.2	-	0.1
IAP	-1	100.0	100.0	100.0	100.0	100.0	100.0	100.0	100.0	49.7	49.0	50.3	100.0	92.5
N		7276	1508	1599	1576	1535	1396	1294	1370	1051	1031	1205	1230	22071

\* SHOW CARD

\*\*\* Keyword: Pride, Democracy

\*\*\*\* The KGSS asked this question in 2016 and 2018, which is not a part of the ISSP

**Table 1877 Pride of Korea's equal and fair treatments of all groups in the society (Type B)**

[Questionnaire] How proud are you of South Korea in each of the following?... Its fair and equal treatment of all groups in society

[VAR] PROUDGRP16B

RESPONSE	PUNCH	03-07	2008	2009	2010	2011	2012	2013	2014	2016	2018	2021	2023	TOTAL
Not proud at all	1	-	-	-	-	-	-	-	-	8.6	7.5	2.2	-	0.9
Not very proud	2	-	-	-	-	-	-	-	-	25.5	24.8	17.7	-	3.3
Somewhat proud	3	-	-	-	-	-	-	-	-	12.0	13.1	25.9	-	2.6
Very proud	4	-	-	-	-	-	-	-	-	3.0	2.9	4.2	-	0.5
Can't choose/NA	-8	-	-	-	-	-	-	-	-	0.7	0.9	0.2	-	0.1
IAP	-1	100.0	100.0	100.0	100.0	100.0	100.0	100.0	100.0	50.3	50.9	49.7	100.0	92.6
N		7276	1508	1599	1576	1535	1396	1294	1370	1051	1031	1205	1230	22071

\* SHOW CARD

\*\*\* Keyword: Pride, Democracy

\*\*\*\* The KGSS asked this question in 2016 and 2018, which is not a part of the ISSP

**Table 1878 How close R feels to R's town or city**

[Questionnaire] How close do you feel to...? Your town or city

[VAR] REGION1

RESPONSE	PUNCH	03-07	2008	2009	2010	2011	2012	2013	2014	2016	2018	2021	2023	TOTAL
Very close	1	-	-	-	-	-	-	37.6	-	-	-	-	-	2.2
Close	2	-	-	-	-	-	-	44.5	-	-	-	-	-	2.6
Not very close	3	-	-	-	-	-	-	15.6	-	-	-	-	-	0.9
Not close at all	4	-	-	-	-	-	-	1.9	-	-	-	-	-	0.1
Can't choose/NA	-8	-	-	-	-	-	-	0.3	-	-	-	-	-	0.0
IAP	-1	100.0	100.0	100.0	100.0	100.0	100.0	0.0	100.0	100.0	100.0	100.0	100.0	94.1
N		7276	1508	1599	1576	1535	1396	1294	1370	1051	1031	1205	1230	22071

\* SHOW CARD

\*\*\* Keyword: People's County/Subcounty/Town of Residence



**Table 1879 How close R feels about the city/town of residence**

[Questionnaire] How close do you feel to... Your city/town of residence

[VAR] REGION2

RESPONSE	PUNCH	03-07	2008	2009	2010	2011	2012	2013	2014	2016	2018	2021	2023	TOTAL
Very close	1	-	24.5	-	-	-	-	28.8	-	-	-	-	-	3.4
Somewhat close	2	-	53.9	-	-	-	-	48.9	-	-	-	-	-	6.6
Not so close	3	-	18.6	-	-	-	-	19.9	-	-	-	-	-	2.4
Not at all close	4	-	2.5	-	-	-	-	2.4	-	-	-	-	-	0.3
Can't choose/NA	-8	-	0.5	-	-	-	-	0.0	-	-	-	-	-	0.0
IAP	-1	100.0	0.0	100.0	100.0	100.0	100.0	0.0	100.0	100.0	100.0	100.0	100.0	87.3
N		7276	1508	1599	1576	1535	1396	1294	1370	1051	1031	1205	1230	22071

\* SHOW CARD

\*\* 2013 Questionnaire: Tell us how close you feel to the following areas where you live... the district/city/county where you live

\*\* 2013 RESPONSE: Vey close, close, Not very close, Not close at all, CAN'T CHOOSE

\*\*\* Keyword: City/Town of Residence

**Table 1880 How close R feels about Korea**

[Questionnaire] How close do you feel to... Korea

[VAR] REGION3

RESPONSE	PUNCH	03-07	2008	2009	2010	2011	2012	2013	2014	2016	2018	2021	2023	TOTAL
Very close	1	-	34.9	-	-	-	-	47.3	-	-	-	-	-	5.2
Somewhat close	2	-	52.3	-	-	-	-	41.5	-	-	-	-	-	6.0
Not so close	3	-	11.5	-	-	-	-	9.1	-	-	-	-	-	1.3
Not at all close	4	-	0.8	-	-	-	-	1.4	-	-	-	-	-	0.1
Can't choose/NA	-8	-	0.5	-	-	-	-	0.7	-	-	-	-	-	0.1
IAP	-1	100.0	0.0	100.0	100.0	100.0	100.0	0.0	100.0	100.0	100.0	100.0	100.0	87.3
N		7276	1508	1599	1576	1535	1396	1294	1370	1051	1031	1205	1230	22071

\* SHOW CARD

\*\* 2013 Questionnaire: How close you feel to the following areas where you live... Korea

\*\* 2013 RESPONSE: Vey close, close, Not very close, Not close at all, CAN'T CHOOSE

**Table 1881 How close R feels to East Asia**

[Questionnaire] How close do you feel to... East Asia

[VAR] REGION4

RESPONSE	PUNCH	03-07	2008	2009	2010	2011	2012	2013	2014	2016	2018	2021	2023	TOTAL
Very close	1	-	3.8	-	-	-	-	7.4	-	-	-	-	-	0.7
Somewhat close	2	-	36.1	-	-	-	-	30.6	-	-	-	-	-	4.3
Not so close	3	-	47.4	-	-	-	-	40.9	-	-	-	-	-	5.6
Not at all close	4	-	11.2	-	-	-	-	18.5	-	-	-	-	-	1.9
Can't choose/NA	-8	-	1.5	-	-	-	-	2.6	-	-	-	-	-	0.3
IAP	-1	100.0	0.0	100.0	100.0	100.0	100.0	0.0	100.0	100.0	100.0	100.0	100.0	87.3
N		7276	1508	1599	1576	1535	1396	1294	1370	1051	1031	1205	1230	22071

\* SHOW CARD

\*\*2013 Questionnaire: How close you feel to the following areas where you live... East Asia

\*\* 2013 RESPONSE: Vey close, close, Not very close, Not close at all, CAN'T CHOOSE

\*\*\* Keyword: East Asia

**Table 1882 To become true South Korean: being born in South Korea**

[Questionnaire] Some people say that the following things are important for being truly South Korean. Others say they are not important. How important do you think each of the following is?... To have been born in South Korea

[VAR] KRBORNIN

RESPONSE	PUNCH	03-07	2008	2009	2010	2011	2012	2013	2014	2016	2018	2021	2023	TOTAL
Very important	1	7.7	-	-	40.1	-	-	50.1	-	-	-	-	36.1	10.4
Fairly important	2	7.0	-	-	37.1	-	-	32.8	-	-	-	-	51.4	9.7
Not very important	3	3.1	-	-	19.4	-	-	14.5	-	-	-	-	11.3	3.9
Not important at all	4	0.2	-	-	3.0	-	-	2.1	-	-	-	-	1.1	0.5
Can't choose/NA	-8	0.1	-	-	0.3	-	-	0.5	-	-	-	-	0.0	0.1
IAP	-1	81.9	100.0	100.0	0.0	100.0	100.0	0.0	100.0	100.0	100.0	100.0	0.0	75.5
N		7276	1508	1599	1576	1535	1396	1294	1370	1051	1031	1205	1230	22071

\* SHOW CARD(10, 13)

\*\*\* Keyword: Koreans

**Table 1883 To become true South Korean: having the citizenship**

[Questionnaire] Some people say that the following things are important for being truly South Korean. Others say they are not important. How important do you think each of the following is?... To have South Korean citizenship

[VAR] KRCIT

RESPONSE	PUNCH	03-07	2008	2009	2010	2011	2012	2013	2014	2016	2018	2021	2023	TOTAL
Very important	1	8.7	-	-	51.0	-	-	58.5	-	-	-	-	45.3	12.5
Fairly important	2	7.1	-	-	38.0	-	-	31.5	-	-	-	-	46.4	9.5
Not very important	3	2.0	-	-	9.3	-	-	8.1	-	-	-	-	7.9	2.2
Not important at all	4	0.2	-	-	0.8	-	-	1.5	-	-	-	-	0.4	0.2
Can't choose/NA	-8	0.1	-	-	0.8	-	-	0.3	-	-	-	-	0.0	0.1
IAP	-1	81.9	100.0	100.0	0.0	100.0	100.0	0.0	100.0	100.0	100.0	100.0	0.0	75.5
N		7276	1508	1599	1576	1535	1396	1294	1370	1051	1031	1205	1230	22071

\* SHOW CARD(10, 13)

\*\*\* Keyword: Koreans, Citizenship



**Table 1884 To become true South Korean: living most of one's life in South Korea**

[Questionnaire] Some people say that the following things are important for being truly South Korean. Others say they are not important. How important do you think each of the following is?... To have lived in South Korea for most of one's life

[VAR] KRLIVED

RESPONSE	PUNCH	03-07	2008	2009	2010	2011	2012	2013	2014	2016	2018	2021	2023	TOTAL
Very important	1	6.0	-	-	28.9	-	-	36.1	-	-	-	-	-	6.2
Fairly important	2	6.4	-	-	34.5	-	-	36.6	-	-	-	-	-	6.7
Not very important	3	5.1	-	-	31.2	-	-	24.0	-	-	-	-	-	5.3
Not important at all	4	0.6	-	-	4.7	-	-	3.1	-	-	-	-	-	0.7
Can't choose/NA	-8	0.1	-	-	0.7	-	-	0.3	-	-	-	-	-	0.1
IAP	-1	81.9	100.0	100.0	0.0	100.0	100.0	0.0	100.0	100.0	100.0	100.0	100.0	81.0
N		7276	1508	1599	1576	1535	1396	1294	1370	1051	1031	1205	1230	22071

\* SHOW CARD(10, 13)

\*\*\* Keyword: Koreans

**Table 1885 To become true South Korean: speaking Korean language**

[Questionnaire] Some people say that the following things are important for being truly South Korean. Others say they are not important. How important do you think each of the following is?... To be able to speak South Korean

[VAR] KRKOREAN

RESPONSE	PUNCH	03-07	2008	2009	2010	2011	2012	2013	2014	2016	2018	2021	2023	TOTAL
Very important	1	9.2	-	-	44.8	-	-	53.8	-	-	-	-	-	9.4
Fairly important	2	6.5	-	-	36.4	-	-	34.1	-	-	-	-	-	6.7
Not very important	3	2.1	-	-	14.3	-	-	10.7	-	-	-	-	-	2.3
Not important at all	4	0.2	-	-	3.9	-	-	1.2	-	-	-	-	-	0.4
Can't choose/NA	-8	0.1	-	-	0.5	-	-	0.2	-	-	-	-	-	0.1
IAP	-1	81.9	100.0	100.0	0.0	100.0	100.0	0.0	100.0	100.0	100.0	100.0	100.0	81.0
N		7276	1508	1599	1576	1535	1396	1294	1370	1051	1031	1205	1230	22071

\* SHOW CARD(10, 13)

\*\*\* Keyword: Koreans

**Table 1886 To become true South Korean: complying with Confucian disciplines**

[Questionnaire] Some people say that the following things are important for being truly South Korean. Others say they are not important. How important do you think each of the following is?... To comply with Confucian discipline

[VAR] KRCONFUC

RESPONSE	PUNCH	03-07	2008	2009	2010	2011	2012	2013	2014	2016	2018	2021	2023	TOTAL
Very important	1	2.3	-	-	-	-	-	16.9	-	-	-	-	12.7	2.5
Fairly important	2	5.1	-	-	-	-	-	30.5	-	-	-	-	41.4	5.8
Not very important	3	7.1	-	-	-	-	-	35.6	-	-	-	-	34.1	6.3
Not important at all	4	3.4	-	-	-	-	-	16.5	-	-	-	-	11.2	2.7
Can't choose/NA	-8	0.2	-	-	-	-	-	0.5	-	-	-	-	0.7	0.1
IAP	-1	81.9	100.0	100.0	100.0	100.0	100.0	0.0	100.0	100.0	100.0	100.0	0.0	82.6
N		7276	1508	1599	1576	1535	1396	1294	1370	1051	1031	1205	1230	22071

\* SHOW CARD(13)

\*\*\* Keyword: Koreans

**Table 1887 To become true South Korean: respecting Korean political institutions and laws**

[Questionnaire] Some people say that the following things are important for being truly South Korean. Others say they are not important. How important do you think each of the following is?... To respect South Korean political institutions and laws

[VAR] KRGVOT

RESPONSE	PUNCH	03-07	2008	2009	2010	2011	2012	2013	2014	2016	2018	2021	2023	TOTAL
Very important	1	5.2	-	-	39.8	-	-	32.2	-	-	-	-	31.1	8.2
Fairly important	2	8.8	-	-	45.7	-	-	50.4	-	-	-	-	57.9	12.3
Not very important	3	3.3	-	-	10.9	-	-	13.8	-	-	-	-	9.8	3.2
Not important at all	4	0.6	-	-	3.0	-	-	3.0	-	-	-	-	1.1	0.7
Can't choose/NA	-8	0.2	-	-	0.6	-	-	0.6	-	-	-	-	0.0	0.1
IAP	-1	81.9	100.0	100.0	0.0	100.0	100.0	0.0	100.0	100.0	100.0	100.0	0.0	75.5
N		7276	1508	1599	1576	1535	1396	1294	1370	1051	1031	1205	1230	22071

\* SHOW CARD(10, 13)

\*\*\* Keyword: Koreans, South Korean Politics

**Table 1888 To become true South Korean: feeling Korean**

[Questionnaire] Some people say that the following things are important for being truly South Korean. Others say they are not important. How important do you think each of the following is?... To have South Korean ancestry

[VAR] KRFEEL

RESPONSE	PUNCH	03-07	2008	2009	2010	2011	2012	2013	2014	2016	2018	2021	2023	TOTAL
Very important	1	10.3	-	-	59.7	-	-	60.8	-	-	-	-	30.7	12.9
Fairly important	2	6.3	-	-	34.1	-	-	32.0	-	-	-	-	60.5	9.8
Not very important	3	1.3	-	-	4.6	-	-	5.3	-	-	-	-	8.5	1.5
Not important at all	4	0.1	-	-	1.0	-	-	1.4	-	-	-	-	0.3	0.2
Can't choose/NA	-8	0.0	-	-	0.6	-	-	0.5	-	-	-	-	0.0	0.1
IAP	-1	81.9	100.0	100.0	0.0	100.0	100.0	0.0	100.0	100.0	100.0	100.0	0.0	75.5
N		7276	1508	1599	1576	1535	1396	1294	1370	1051	1031	1205	1230	22071

\* SHOW CARD(10, 13)

\*\*\* Keyword: Koreans, Citizen of South Korea



**Table 1889 To become true South Korean: having South Korean ancestry**

[Questionnaire] Some people say that the following things are important for being truly South Korean. Others say they are not important. How important do you think each of the following is?... To have South Korean ancestry

[VAR] KRANCSTR

RESPONSE	PUNCH	03-07	2008	2009	2010	2011	2012	2013	2014	2016	2018	2021	2023	TOTAL
Very important	1	6.6	-	-	31.6	-	-	39.2	-	-	-	-	17.9	7.7
Fairly important	2	6.6	-	-	32.5	-	-	33.6	-	-	-	-	57.7	9.7
Not very important	3	4.1	-	-	29.2	-	-	21.8	-	-	-	-	19.8	5.8
Not important at all	4	0.7	-	-	5.8	-	-	5.1	-	-	-	-	4.5	1.2
Can't choose/NA	-8	0.1	-	-	1.0	-	-	0.3	-	-	-	-	0.1	0.1
IAP	-1	81.9	100.0	100.0	0.0	100.0	100.0	0.0	100.0	100.0	100.0	100.0	0.0	75.5
N		7276	1508	1599	1576	1535	1396	1294	1370	1051	1031	1205	1230	22071

\* SHOW CARD(10, 13)

\*\*\* Keyword: Koreans, Citizen of South Korea

**Table 1890 To become true South Korean: to comply with cultural tradition of South Korea**

[Questionnaire] Some people say that the following things are important for being truly South Korean. Others say they are not important. How important do you think each of the following is?... To comply with cultural tradition of South Korea

[VAR] KRTRADTN

RESPONSE	PUNCH	03-07	2008	2009	2010	2011	2012	2013	2014	2016	2018	2021	2023	TOTAL
Very important	1	-	-	-	36.0	-	-	-	-	-	-	-	-	2.6
Fairly important	2	-	-	-	40.8	-	-	-	-	-	-	-	-	2.9
Not very important	3	-	-	-	19.2	-	-	-	-	-	-	-	-	1.4
Not important at all	4	-	-	-	3.4	-	-	-	-	-	-	-	-	0.2
Can't choose/NA	-8	-	-	-	0.7	-	-	-	-	-	-	-	-	0.0
IAP	-1	100.0	100.0	100.0	0.0	100.0	100.0	100.0	100.0	100.0	100.0	100.0	100.0	92.9
N		7276	1508	1599	1576	1535	1396	1294	1370	1051	1031	1205	1230	22071

\* SHOW CARD

\*\*\* Keyword: Koreans

**Table 1891 To become true South Korean: to speak Korean fluently**

[Questionnaire] Some people say that the following things are important for being truly South Korean. Others say they are not important. How important do you think each of the following is?... To speak Korean fluently

[VAR] KRFLUENC

RESPONSE	PUNCH	03-07	2008	2009	2010	2011	2012	2013	2014	2016	2018	2021	2023	TOTAL
Very important	1	-	-	-	26.5	-	-	-	-	-	-	-	-	1.9
Fairly important	2	-	-	-	34.3	-	-	-	-	-	-	-	-	2.5
Not very important	3	-	-	-	31.5	-	-	-	-	-	-	-	-	2.2
Not important at all	4	-	-	-	7.0	-	-	-	-	-	-	-	-	0.5
Can't choose/NA	-8	-	-	-	0.7	-	-	-	-	-	-	-	-	0.0
IAP	-1	100.0	100.0	100.0	0.0	100.0	100.0	100.0	100.0	100.0	100.0	100.0	100.0	92.9
N		7276	1508	1599	1576	1535	1396	1294	1370	1051	1031	1205	1230	22071

\* SHOW CARD

\*\*\* Keyword: Koreans

**Table 1892 Opinion on international relations: South Korea should limit the import of foreign products in order to protect its national economy**

[Questionnaire] How much do you agree or disagree with the following statements about relations between South Korea and other countries?... South Korea should limit the import of foreign products in order to protect its national economy

[VAR] IMPORTS

RESPONSE	PUNCH	03-07	2008	2009	2010	2011	2012	2013	2014	2016	2018	2021	2023	TOTAL
Strongly agree	1	2.7	-	-	-	-	-	7.6	-	-	-	2.7	3.3	1.7
Agree	2	6.7	-	-	-	-	-	30.4	-	-	-	28.9	29.9	7.2
Neither agree nor disagree	3	4.0	-	-	-	-	-	27.9	-	-	-	35.5	31.5	6.6
Disagree	4	3.8	-	-	-	-	-	25.1	-	-	-	26.3	31.6	5.9
Strongly disagree	5	0.5	-	-	-	-	-	8.2	-	-	-	6.2	3.2	1.2
Can't choose/NA	-8	0.3	-	-	-	-	-	0.8	-	-	-	0.3	0.5	0.2
IAP	-1	81.9	100.0	100.0	100.0	100.0	100.0	0.0	100.0	100.0	100.0	0.0	0.0	77.1
N		7276	1508	1599	1576	1535	1396	1294	1370	1051	1031	1205	1230	22071

\*\* 2021 Questionnaire: How much do you agree or disagree with each of these statements?... Korea should limit the import of foreign products in order to protect its national economy.

\*\* 2013, 2021, 2023 RESPONSE: Agree strongly, Agree, Neither agree nor disagree, Disagree, Disagree strongly, Can't choose

\*\*\* Keyword: National Economy

**Table 1893 Opinion on international relations: For certain problems, like environment pollution, international bodies should have the right to enforce solutions**

[Questionnaire] How much do you agree or disagree with the following statements about relations between South Korea and other countries?... For certain problems, like environment pollution, international bodies should have the right to enforce solutions

[VAR] WRLDGOVT

RESPONSE	PUNCH	03-07	2008	2009	2010	2011	2012	2013	2014	2016	2018	2021	2023	TOTAL
Strongly agree	1	5.2	-	-	-	-	-	29.8	-	-	-	-	16.5	4.4
Agree	2	8.7	-	-	-	-	-	48.1	-	-	-	-	55.6	8.8
Neither agree nor disagree	3	2.8	-	-	-	-	-	16.1	-	-	-	-	21.3	3.1
Disagree	4	0.9	-	-	-	-	-	4.3	-	-	-	-	6.3	0.9
Strongly disagree	5	0.1	-	-	-	-	-	0.8	-	-	-	-	0.1	0.1
Can't choose/NA	-8	0.3	-	-	-	-	-	1.0	-	-	-	-	0.2	0.2
IAP	-1	81.9	100.0	100.0	100.0	100.0	100.0	0.0	100.0	100.0	100.0	100.0	0.0	82.6
N		7276	1508	1599	1576	1535	1396	1294	1370	1051	1031	1205	1230	22071

\*\* 2013, 2023 RESPONSE: Agree strongly, Agree, Neither agree nor disagree, Disagree, Disagree strongly, Can't choose

\*\*\* Keyword: Environment, International Organizations



**Table 1894 Opinion on international relations: South Korea should follow its own interests, even if this leads to conflicts with other nations**

[Questionnaire] How much do you agree or disagree with the following statements about relations between South Korea and other countries?... South Korea should follow its own interests, even if this leads to conflicts with other nations

[VAR] KROWNWAY

RESPONSE	PUNCH	03-07	2008	2009	2010	2011	2012	2013	2014	2016	2018	2021	2023	TOTAL
Strongly agree	1	3.2	-	-	-	-	-	15.1	-	-	-	-	9.8	2.5
Agree	2	6.9	-	-	-	-	-	35.1	-	-	-	-	54.2	7.4
Neither agree nor disagree	3	4.6	-	-	-	-	-	28.6	-	-	-	-	26.3	4.7
Disagree	4	2.8	-	-	-	-	-	17.2	-	-	-	-	9.2	2.4
Strongly disagree	5	0.3	-	-	-	-	-	3.2	-	-	-	-	0.2	0.3
Can't choose/NA	-8	0.2	-	-	-	-	-	0.8	-	-	-	-	0.2	0.1
IAP	-1	81.9	100.0	100.0	100.0	100.0	100.0	0.0	100.0	100.0	100.0	100.0	0.0	82.6
N		7276	1508	1599	1576	1535	1396	1294	1370	1051	1031	1205	1230	22071

\*\* 2013, 2023 RESPONSE: Agree strongly, Agree, Neither agree nor disagree, Disagree, Disagree strongly, Can't choose

\*\*\* Keyword: Conflict, National Interests

**Table 1895 Opinion on international relations: Foreigners should not be allowed to buy land in South Korea**

[Questionnaire] How much do you agree or disagree with the following statements about relations between South Korea and other countries?... Foreigners should not be allowed to buy land in South Korea

[VAR] FORLAND

RESPONSE	PUNCH	03-07	2008	2009	2010	2011	2012	2013	2014	2016	2018	2021	2023	TOTAL
Strongly agree	1	4.3	-	-	-	-	-	19.1	-	-	-	-	19.9	3.7
Agree	2	6.2	-	-	-	-	-	33.7	-	-	-	-	42.6	6.4
Neither agree nor disagree	3	4.1	-	-	-	-	-	24.2	-	-	-	-	25.0	4.2
Disagree	4	2.5	-	-	-	-	-	17.2	-	-	-	-	10.8	2.4
Strongly disagree	5	0.7	-	-	-	-	-	5.4	-	-	-	-	1.5	0.6
Can't choose/NA	-8	0.3	-	-	-	-	-	0.5	-	-	-	-	0.2	0.1
IAP	-1	81.9	100.0	100.0	100.0	100.0	100.0	0.0	100.0	100.0	100.0	100.0	0.0	82.6
N		7276	1508	1599	1576	1535	1396	1294	1370	1051	1031	1205	1230	22071

\*\* 2013, 2023 RESPONSE: Agree strongly, Agree, Neither agree nor disagree, Disagree, Disagree strongly, Can't choose

**Table 1896 Opinion on international relations: South Korean television should give preference to South Korean films and programs**

[Questionnaire] How much do you agree or disagree with the following statements about relations between South Korea and other countries?... South Korean television should give preference to South Korean films and programs

[VAR] KRTV

RESPONSE	PUNCH	03-07	2008	2009	2010	2011	2012	2013	2014	2016	2018	2021	2023	TOTAL
Strongly agree	1	3.4	-	-	-	-	-	14.7	-	-	-	-	8.5	2.5
Agree	2	6.8	-	-	-	-	-	37.4	-	-	-	-	43.2	6.8
Neither agree nor disagree	3	4.5	-	-	-	-	-	29.8	-	-	-	-	33.5	5.1
Disagree	4	2.5	-	-	-	-	-	14.1	-	-	-	-	11.6	2.3
Strongly disagree	5	0.6	-	-	-	-	-	3.4	-	-	-	-	3.0	0.6
Can't choose/NA	-8	0.3	-	-	-	-	-	0.7	-	-	-	-	0.2	0.1
IAP	-1	81.9	100.0	100.0	100.0	100.0	100.0	0.0	100.0	100.0	100.0	100.0	0.0	82.6
N		7276	1508	1599	1576	1535	1396	1294	1370	1051	1031	1205	1230	22071

\*\* 2013, 2023 RESPONSE: Agree strongly, Agree, Neither agree nor disagree, Disagree, Disagree strongly, Can't choose

\*\*\* Keyword: TV, Movie

**Table 1897 Opinion on international opening: Large international companies doing more damage to local businesses in South Korea**

[Questionnaire] How much do you agree or disagree with the following statements?... Large international companies are doing more and more damage to local businesses in South Korea

[VAR] INTLINCS

RESPONSE	PUNCH	03-07	2008	2009	2010	2011	2012	2013	2014	2016	2018	2021	2023	TOTAL
Strongly agree	1	1.6	-	-	-	-	-	7.7	-	-	-	-	4.3	1.2
Agree	2	6.4	-	-	-	-	-	35.3	-	-	-	-	38.8	6.3
Neither agree nor disagree	3	5.6	-	-	-	-	-	33.6	-	-	-	-	41.4	6.1
Disagree	4	3.4	-	-	-	-	-	17.9	-	-	-	-	13.3	2.9
Strongly disagree	5	0.5	-	-	-	-	-	3.6	-	-	-	-	1.3	0.4
Can't choose/NA	-8	0.6	-	-	-	-	-	1.9	-	-	-	-	0.8	0.4
IAP	-1	81.9	100.0	100.0	100.0	100.0	100.0	0.0	100.0	100.0	100.0	100.0	0.0	82.6
N		7276	1508	1599	1576	1535	1396	1294	1370	1051	1031	1205	1230	22071

\*\* 2023 Questionnaire: How much do you agree or disagree with the following statements about relations between South Korea and other countries?... Large international companies are doing more and more damage to local businesses in South Korea

\*\* 2013, 2023 RESPONSE: Agree strongly, Agree, Neither agree nor disagree, Disagree, Disagree strongly, Can't choose

\*\*\* Keyword: South Korea's Economy

**Table 1898 Opinion on international opening: Free trade leads to better products becoming available in South Korea**

[Questionnaire] How much do you agree or disagree with the following statements?... Free trade leads to better products becoming available in South Korea

[VAR] FREETRDE

RESPONSE	PUNCH	03-07	2008	2009	2010	2011	2012	2013	2014	2016	2018	2021	2023	TOTAL
Strongly agree	1	2.0	-	-	-	-	-	12.6	-	-	-	-	-	1.4
Agree	2	8.7	-	-	-	-	-	51.2	-	-	-	-	-	5.9
Neither agree nor disagree	3	4.7	-	-	-	-	-	25.3	-	-	-	-	-	3.0
Disagree	4	1.9	-	-	-	-	-	8.3	-	-	-	-	-	1.1
Strongly disagree	5	0.3	-	-	-	-	-	1.2	-	-	-	-	-	0.2
Can't choose/NA	-8	0.5	-	-	-	-	-	1.3	-	-	-	-	-	0.2
IAP	-1	81.9	100.0	100.0	100.0	100.0	100.0	0.0	100.0	100.0	100.0	100.0	100.0	88.2
N		7276	1508	1599	1576	1535	1396	1294	1370	1051	1031	1205	1230	22071

\*\* 2013 Questionnaire: How much do you agree or disagree with the following statement?... Free trade leads to better products becoming available in Korea

\*\* 2013 RESPONSE: Agree strongly, Agree, Neither/Nor, Disagree, Disagree strongly, CAN'T CHOOSE



**Table 1899 Opinion on international opening: South Korea should follow decisions of international organizations, even if the government does not agree with them**

[Questionnaire] How much do you agree or disagree with the following statements?... In general, South Korea should follow the decisions of international organizations to which it belongs, even if the government does not agree with them

[VAR] DECSORGS

RESPONSE	PUNCH	03-07	2008	2009	2010	2011	2012	2013	2014	2016	2018	2021	2023	TOTAL
Strongly agree	1	0.9	-	-	-	-	-	6.9	-	-	-	-	-	0.7
Agree	2	4.9	-	-	-	-	-	29.0	-	-	-	-	-	3.3
Neither agree nor disagree	3	6.0	-	-	-	-	-	37.1	-	-	-	-	-	4.2
Disagree	4	4.9	-	-	-	-	-	21.2	-	-	-	-	-	2.9
Strongly disagree	5	0.8	-	-	-	-	-	3.7	-	-	-	-	-	0.5
Can't choose/NA	-8	0.5	-	-	-	-	-	2.0	-	-	-	-	-	0.3
IAP	-1	81.9	100.0	100.0	100.0	100.0	100.0	0.0	100.0	100.0	100.0	100.0	100.0	88.2
N		7276	1508	1599	1576	1535	1396	1294	1370	1051	1031	1205	1230	22071

\*\* 2013 Questionnaire: How much do you agree or disagree with the following statement?... In general, Korea should follow the decisions of international organizations to which it belongs, even if the government does not agree with them

\*\* 2013 RESPONSE: Agree strongly, Agree, Neither/Nor, Disagree, Disagree strongly, CAN'T CHOOSE

\*\*\* Keyword: Government, International Organizations, Decision

**Table 1900 Opinion on international opening: International organizations are taking away too much power from the South Korean government**

[Questionnaire] How much do you agree or disagree with the following statements?... International organizations are taking away too much power from the South Korean government

[VAR] POWRORGS

RESPONSE	PUNCH	03-07	2008	2009	2010	2011	2012	2013	2014	2016	2018	2021	2023	TOTAL
Strongly agree	1	2.2	-	-	-	-	-	6.7	-	-	-	3.1	-	1.3
Agree	2	8.3	-	-	-	-	-	32.7	-	-	-	35.3	-	6.6
Neither agree nor disagree	3	5.3	-	-	-	-	-	43.0	-	-	-	48.0	-	6.9
Disagree	4	1.4	-	-	-	-	-	12.3	-	-	-	9.5	-	1.7
Strongly disagree	5	0.2	-	-	-	-	-	2.2	-	-	-	0.8	-	0.2
Can't choose/NA	-8	0.8	-	-	-	-	-	3.0	-	-	-	3.4	-	0.6
IAP	-1	81.9	100.0	100.0	100.0	100.0	100.0	0.0	100.0	100.0	100.0	0.0	100.0	82.7
N		7276	1508	1599	1576	1535	1396	1294	1370	1051	1031	1205	1230	22071

\*\* 2013 Questionnaire: How much do you agree or disagree with the following statement?... International organizations are taking away too much power from the Korean government

\*\* 2013 RESPONSE: Agree strongly, Agree, Neither/Nor, Disagree, Disagree strongly, CAN'T CHOOSE

\*\*\* Keyword: International Organizations, Government, Right

**Table 1901 Opinion of International opening: I feel more like a citizen of the world than of any country**

[Questionnaire] How much do you agree or disagree with the following statement?... I feel more like a citizen of the world than of any country

[VAR] FEELCTZ

RESPONSE	PUNCH	03-07	2008	2009	2010	2011	2012	2013	2014	2016	2018	2021	2023	TOTAL
Strongly agree	1	-	-	-	-	-	-	3.6	-	-	-	-	-	0.2
Agree	2	-	-	-	-	-	-	15.8	-	-	-	-	-	0.9
Neither agree nor disagree	3	-	-	-	-	-	-	30.8	-	-	-	-	-	1.8
Disagree	4	-	-	-	-	-	-	34.5	-	-	-	-	-	2.0
Strongly disagree	5	-	-	-	-	-	-	14.5	-	-	-	-	-	0.8
Can't choose/NA	-8	-	-	-	-	-	-	0.8	-	-	-	-	-	0.0
IAP	-1	100.0	100.0	100.0	100.0	100.0	100.0	0.0	100.0	100.0	100.0	100.0	100.0	94.1
N		7276	1508	1599	1576	1535	1396	1294	1370	1051	1031	1205	1230	22071

\* SHOW CARD

\*\*\* Keyword: Citizen

**Table 1902 Opinion on International opening: Increased exposure to foreign films, music, and books is damaging our national and local cultures**

[Questionnaire] How much do you agree or disagree with the following statements?... Increased exposure to foreign films, music, and books is damaging our national and local cultures

[VAR] FORCULT

RESPONSE	PUNCH	03-07	2008	2009	2010	2011	2012	2013	2014	2016	2018	2021	2023	TOTAL
Strongly agree	1	2.3	-	-	-	-	-	-	-	-	-	-	-	0.7
Agree	2	6.1	-	-	-	-	-	-	-	-	-	-	-	2.0
Neither agree nor disagree	3	4.1	-	-	-	-	-	-	-	-	-	-	-	1.3
Disagree	4	4.4	-	-	-	-	-	-	-	-	-	-	-	1.5
Strongly disagree	5	0.9	-	-	-	-	-	-	-	-	-	-	-	0.3
Can't choose/NA	-8	0.4	-	-	-	-	-	-	-	-	-	-	-	0.1
IAP	-1	81.9	100.0	100.0	100.0	100.0	100.0	100.0	100.0	100.0	100.0	100.0	100.0	94.0
N		7276	1508	1599	1576	1535	1396	1294	1370	1051	1031	1205	1230	22071

\*\*\* Keyword: Movie, Korean Culture



**Table 1903 pinion on International opening: A benefit of the Internet is that it makes information available to more and more people worldwide**

[Questionnaire] How much do you agree or disagree with the following statements?... A benefit of the Internet is that it makes information available to more and more people worldwide

[VAR] INTERNET

RESPONSE	PUNCH	03-07	2008	2009	2010	2011	2012	2013	2014	2016	2018	2021	2023	TOTAL
Strongly agree	1	5.3	-	-	-	-	-	-	-	-	-	-	-	1.7
Agree	2	8.7	-	-	-	-	-	-	-	-	-	-	-	2.9
Neither agree nor disagree	3	2.8	-	-	-	-	-	-	-	-	-	-	-	0.9
Disagree	4	0.6	-	-	-	-	-	-	-	-	-	-	-	0.2
Strongly disagree	5	0.2	-	-	-	-	-	-	-	-	-	-	-	0.0
Can't choose/NA	-8	0.6	-	-	-	-	-	-	-	-	-	-	-	0.2
IAP	-1	81.9	100.0	100.0	100.0	100.0	100.0	100.0	100.0	100.0	100.0	100.0	100.0	94.0
N		7276	1508	1599	1576	1535	1396	1294	1370	1051	1031	1205	1230	22071

\*\*\* Keyword: Internet, Information

**Table 1904 Opinion on multiculturalism: people who do not share South Korean customs and traditions cannot become fully South Korean**

[Questionnaire] How much do you agree or disagree with the following statements?... It is impossible for people who do not share South Korean customs and traditions to become fully South Korean

[VAR] KRCULT

RESPONSE	PUNCH	03-07	2008	2009	2010	2011	2012	2013	2014	2016	2018	2021	2023	TOTAL
Strongly agree	1	2.7	-	-	-	-	-	11.7	-	-	-	-	-	1.6
Agree	2	7.1	-	-	-	-	-	36.7	-	-	-	-	-	4.5
Neither agree nor disagree	3	3.8	-	-	-	-	-	21.6	-	-	-	-	-	2.5
Disagree	4	3.8	-	-	-	-	-	24.7	-	-	-	-	-	2.7
Strongly disagree	5	0.5	-	-	-	-	-	5.2	-	-	-	-	-	0.5
Can't choose/NA	-8	0.2	-	-	-	-	-	0.0	-	-	-	-	-	0.1
IAP	-1	81.9	100.0	100.0	100.0	100.0	100.0	0.0	100.0	100.0	100.0	100.0	100.0	88.2
N		7276	1508	1599	1576	1535	1396	1294	1370	1051	1031	1205	1230	22071

\*\* 2013 Questionnaire: How much do you agree or disagree with the following statements?... It is impossible for people who do not share Korean customs and traditions to become fully Korea

\*\* 2013 RESPONSE: Agree strongly, Agree, Neither/Nor, Disagree, Disagree strongly, CAN'T CHOOSE

\*\*\* Keyword: Koreans

**Table 1905 pinion on multiculturalism: Ethnic minorities should be given government assistance to preserve their customs and tradition**

[Questionnaire] How much do you agree or disagree with the following statements?... Ethnic minorities should be given government assistance to preserve their customs and traditions

[VAR] MINCULT

RESPONSE	PUNCH	03-07	2008	2009	2010	2011	2012	2013	2014	2016	2018	2021	2023	TOTAL
Strongly agree	1	2.5	-	-	-	-	-	17.8	-	-	-	-	-	1.9
Agree	2	8.5	-	-	-	-	-	46.8	-	-	-	-	-	5.6
Neither agree nor disagree	3	4.5	-	-	-	-	-	23.1	-	-	-	-	-	2.8
Disagree	4	1.8	-	-	-	-	-	9.7	-	-	-	-	-	1.2
Strongly disagree	5	0.5	-	-	-	-	-	2.2	-	-	-	-	-	0.3
Can't choose/NA	-8	0.2	-	-	-	-	-	0.4	-	-	-	-	-	0.1
IAP	-1	81.9	100.0	100.0	100.0	100.0	100.0	0.0	100.0	100.0	100.0	100.0	100.0	88.2
N		7276	1508	1599	1576	1535	1396	1294	1370	1051	1031	1205	1230	22071

\*\*2013 Questionnaire: How much do you agree or disagree with each of the following comments? ...the government should support them to preserve the traditions and customs of minority groups

\*\* 2013 RESPONSE: Agree strongly, Agree, Neither/Nor, Disagree, Disagree strongly, CAN'T CHOOSE

\*\*\* Keyword: Government, Ethnic Group

**Table 1906 Different racial groups to keep their customs or to blend in**

[Questionnaire] Some people say that it is better for a country if different racial and ethnic groups maintain their distinct customs and traditions. Others say that it is better if these groups adapt and blend into the larger society. Which of these views comes closer to your own?

[VAR] MELTPOT1

RESPONSE	PUNCH	03-07	2008	2009	2010	2011	2012	2013	2014	2016	2018	2021	2023	TOTAL
It is better for society if groups maintain their distinct customs and traditions.	1	7.8	-	-	-	-	-	46.5	-	-	-	-	-	5.3
It is better if groups adapt and blend into the larger societv.	2	8.5	-	-	-	-	-	49.7	-	-	-	-	-	5.7
Can't choose/NA	-8	1.8	-	-	-	-	-	3.9	-	-	-	-	-	0.8
IAP	-1	81.9	100.0	100.0	100.0	100.0	100.0	0.0	100.0	100.0	100.0	100.0	100.0	88.2
N		7276	1508	1599	1576	1535	1396	1294	1370	1051	1031	1205	1230	22071

\* SHOW CARD(13)

\*\*\* Keyword: Ethnic Group



**Table 1907 Opinion on immigrants causing the increase of crime rates**

[Questionnaire] There are different opinions about immigrants from other countries living in South Korea. How much do you agree or disagree with each of the following statements?... Immigrants increase crime rates

[VAR] IMMCRIIME

RESPONSE	PUNCH	03-07	2008	2009	2010	2011	2012	2013	2014	2016	2018	2021	2023	TOTAL
Strongly agree	1	1.2	-	-	-	-	-	11.4	-	-	-	-	7.0	1.5
Agree	2	4.6	-	-	-	-	-	41.8	-	-	-	-	49.3	6.7
Neither agree nor disagree	3	5.0	-	-	-	-	-	23.8	-	-	-	-	29.6	4.7
Disagree	4	5.5	-	-	-	-	-	18.3	-	-	-	-	13.2	3.6
Strongly disagree	5	1.4	-	-	-	-	-	4.1	-	-	-	-	0.2	0.7
Can't choose/NA	-8	0.3	-	-	-	-	-	0.7	-	-	-	-	0.8	0.2
IAP	-1	81.9	100.0	100.0	100.0	100.0	100.0	0.0	100.0	100.0	100.0	100.0	0.0	82.6
N		7276	1508	1599	1576	1535	1396	1294	1370	1051	1031	1205	1230	22071

\* SHOW CARD(13)

\*\* 2013, 2023 RESPONSE: Agree strongly, Agree, Neither agree nor disagree, Disagree, Disagree strongly, Can't choose

\*\*\* Keyword: Immigrant

**Table 1908 Opinion on immigrants contributing to Korean economy**

[Questionnaire] There are different opinions about immigrants from other countries living in South Korea. How much do you agree or disagree with each of the following statements?... Immigrants are generally good for the South Korean economy

[VAR] IMMECON

RESPONSE	PUNCH	03-07	2008	2009	2010	2011	2012	2013	2014	2016	2018	2021	2023	TOTAL
Strongly agree	1	1.2	-	-	7.6	-	-	6.4	-	-	-	-	2.7	1.4
Agree	2	8.3	-	-	41.8	-	-	45.1	-	-	-	-	43.9	10.8
Neither agree nor disagree	3	5.5	-	-	34.1	-	-	32.2	-	-	-	-	38.6	8.3
Disagree	4	2.4	-	-	12.3	-	-	13.7	-	-	-	-	13.8	3.3
Strongly disagree	5	0.3	-	-	3.1	-	-	1.5	-	-	-	-	0.7	0.5
Can't choose/NA	-8	0.3	-	-	1.1	-	-	1.1	-	-	-	-	0.4	0.3
IAP	-1	81.9	100.0	100.0	0.0	100.0	100.0	0.0	100.0	100.0	100.0	100.0	0.0	75.5
N		7276	1508	1599	1576	1535	1396	1294	1370	1051	1031	1205	1230	22071

\* SHOW CARD(10, 13)

\*\* 2010 Questionnaire: There are different opinions about immigrants from other countries living/working in South Korea. How much do you agree or disagree with the following statements?... Immigrants are generally good for the South Korean economy

\*\* 2010 RESPONSE: Strongly agree, Somewhat agree, Neither agree nor disagree, Somewhat disagree, Strongly disagree, Can't choose

\*\* 2013, 2023 RESPONSE: Agree strongly, Agree, Neither agree nor disagree, Disagree, Disagree strongly, Can't choose

\*\*\* Keyword: Immigrant

**Table 1909 Opinion on the argument of immigrants taking jobs away from Koreans**

[Questionnaire] There are different opinions about immigrants from other countries living in South Korea. How much do you agree or disagree with each of the following statements?... Immigrants take jobs away from people who were born in South Korea

[VAR] IMMJOBS

RESPONSE	PUNCH	03-07	2008	2009	2010	2011	2012	2013	2014	2016	2018	2021	2023	TOTAL
Strongly agree	1	0.9	-	-	5.2	-	-	4.3	-	-	-	-	4.9	1.2
Agree	2	3.5	-	-	23.6	-	-	23.1	-	-	-	-	29.9	5.9
Neither agree nor disagree	3	5.0	-	-	29.6	-	-	32.9	-	-	-	-	31.0	7.4
Disagree	4	6.8	-	-	34.2	-	-	33.8	-	-	-	-	32.0	8.4
Strongly disagree	5	1.5	-	-	6.5	-	-	5.4	-	-	-	-	1.9	1.4
Can't choose/NA	-8	0.4	-	-	1.0	-	-	0.5	-	-	-	-	0.4	0.2
IAP	-1	81.9	100.0	100.0	0.0	100.0	100.0	0.0	100.0	100.0	100.0	100.0	0.0	75.5
N		7276	1508	1599	1576	1535	1396	1294	1370	1051	1031	1205	1230	22071

\* SHOW CARD(10, 13)

\*\* 2010 Questionnaire: There are different opinions about immigrants from other countries living/working in South Korea. How much do you agree or disagree with the following statements?... Immigrants take jobs away from people who were born in South Korea.

\*\* 2010 RESPONSE: Strongly agree, Somewhat agree, Neither agree nor disagree, Somewhat disagree, Strongly disagree, Can't choose

\*\* 2013, 2023 RESPONSE: Agree strongly, Agree, Neither agree nor disagree, Disagree, Disagree strongly, Can't choose

\*\*\* Keyword: Citizen of South Korea, Immigrant, Occupation, Job

**Table 1910 Opinion on the argument of immigrants bringing new culture and ideas**

[Questionnaire] There are different opinions about immigrants from other countries living in South Korea. How much do you agree or disagree with each of the following statements?... Immigrants improve South Korean society by bringing in new ideas and cultures

[VAR] IMMIDEAS

RESPONSE	PUNCH	03-07	2008	2009	2010	2011	2012	2013	2014	2016	2018	2021	2023	TOTAL
Strongly agree	1	0.7	-	-	4.4	-	-	3.5	-	-	-	-	1.5	0.9
Agree	2	4.4	-	-	26.7	-	-	26.3	-	-	-	-	24.4	6.2
Neither agree nor disagree	3	7.8	-	-	41.5	-	-	43.9	-	-	-	-	45.5	10.6
Disagree	4	4.1	-	-	21.6	-	-	21.4	-	-	-	-	24.4	5.5
Strongly disagree	5	0.6	-	-	3.8	-	-	3.8	-	-	-	-	3.5	0.9
Can't choose/NA	-8	0.4	-	-	2.0	-	-	1.2	-	-	-	-	0.7	0.4
IAP	-1	81.9	100.0	100.0	0.0	100.0	100.0	0.0	100.0	100.0	100.0	100.0	0.0	75.5
N		7276	1508	1599	1576	1535	1396	1294	1370	1051	1031	1205	1230	22071

\* SHOW CARD(10, 13)

\*\* 2010 Questionnaire: There are different opinions about immigrants from other countries living/working in South Korea. How much do you agree or disagree with the following statements?... Immigrants improve South Korean society by bringing in new ideas and cultures.

\*\* 2023 Questionnaire: There are different opinions about immigrants from other countries living in South Korea. How much do you agree or disagree with each of the following statements?... Immigrants improve South Korean society by bringing new ideas and cultures

\*\* 2010 RESPONSE: Strongly agree, Somewhat agree, Neither agree nor disagree, Somewhat disagree, Strongly disagree, Can't choose

\*\* 2013, 2023 RESPONSE: Agree strongly, Agree, Neither agree nor disagree, Disagree, Disagree strongly, Can't choose

\*\*\* Keyword: Immigrant



**Table 1911 Opinion on the government spending too much money assisting immigrants**

[Questionnaire] There are different opinions about immigrants from other countries living in South Korea. How much do you agree or disagree with each of the following statements?... The government spends too much money assisting immigrants

[VAR] IMMCOSTS

RESPONSE	PUNCH	03-07	2008	2009	2010	2011	2012	2013	2014	2016	2018	2021	2023	TOTAL
Strongly agree	1	0.6	-	-	-	-	-	-	-	-	-	-	-	0.2
Agree	2	1.9	-	-	-	-	-	-	-	-	-	-	-	0.6
Neither agree nor disagree	3	6.1	-	-	-	-	-	-	-	-	-	-	-	2.0
Disagree	4	6.8	-	-	-	-	-	-	-	-	-	-	-	2.2
Strongly disagree	5	1.9	-	-	-	-	-	-	-	-	-	-	-	0.6
Can't choose/NA	-8	0.8	-	-	-	-	-	-	-	-	-	-	-	0.3
IAP	-1	81.9	100.0	100.0	100.0	100.0	100.0	100.0	100.0	100.0	100.0	100.0	100.0	94.0
N		7276	1508	1599	1576	1535	1396	1294	1370	1051	1031	1205	1230	22071

\*\*\* Keyword: Government, Immigrant, Money

**Table 1912 Opinion on immigrants: immigrants are generally good for South Korean economy**

[Questionnaire] There are different opinions about immigrants from other countries living/working in South Korea. How much do you agree or disagree with the following statement... Immigrants are generally good for the South Korean economy

[VAR] KORORFOR

RESPONSE	PUNCH	03-07	2008	2009	2010	2011	2012	2013	2014	2016	2018	2021	2023	TOTAL
Strongly agree	1	-	-	-	-	-	-	-	-	-	-	-	22.0	1.2
Agree	2	-	-	-	-	-	-	-	-	-	-	-	43.2	2.4
Neither agree nor disagree	3	-	-	-	-	-	-	-	-	-	-	-	24.6	1.4
Disagree	4	-	-	-	-	-	-	-	-	-	-	-	8.0	0.4
Strongly disagree	5	-	-	-	-	-	-	-	-	-	-	-	1.7	0.1
Can't choose/NA	-8	-	-	-	-	-	-	-	-	-	-	-	0.4	0.0
IAP	-1	100.0	100.0	100.0	100.0	100.0	100.0	100.0	100.0	100.0	100.0	100.0	0.0	94.4
N		7276	1508	1599	1576	1535	1396	1294	1370	1051	1031	1205	1230	22071

\*\*\* Keyword: Immigrant

**Table 1913 Opinion of the number of immigrants in South Korea**

[Questionnaire] Do you think the number of immigrants to South Korea nowadays should be...

[VAR] LETINI

RESPONSE	PUNCH	03-07	2008	2009	2010	2011	2012	2013	2014	2016	2018	2021	2023	TOTAL
Increased a lot	1	1.0	-	-	-	-	-	4.2	-	-	-	-	2.5	0.7
Increased a little	2	3.0	-	-	-	-	-	13.6	-	-	-	-	13.9	2.6
Remain the same as it is	3	6.1	-	-	-	-	-	51.5	-	-	-	-	50.8	7.8
Reduced a little	4	4.4	-	-	-	-	-	23.3	-	-	-	-	24.4	4.2
Reduced a lot	5	1.7	-	-	-	-	-	7.4	-	-	-	-	5.4	1.3
Can't choose/NA	-8	1.9	-	-	-	-	-	0.0	-	-	-	-	3.0	0.8
IAP	-1	81.9	100.0	100.0	100.0	100.0	100.0	0.0	100.0	100.0	100.0	100.0	0.0	82.6
N		7276	1508	1599	1576	1535	1396	1294	1370	1051	1031	1205	1230	22071

\*\*\* Keyword: Immigrant

**Table 1914 Korean nationality: children of non-citizens should have the right to become South Korean citizens**

[Questionnaire] How much do you agree or disagree with the following statements?... Children born in South Korea of parents who are not citizens should have the right to become South Korean citizen

[VAR] KIDSHERE

RESPONSE	PUNCH	03-07	2008	2009	2010	2011	2012	2013	2014	2016	2018	2021	2023	TOTAL
Strongly agree	1	4.7	-	-	46.2	-	-	-	-	-	-	-	-	4.9
Agree	2	7.8	-	-	35.7	-	-	-	-	-	-	-	-	5.1
Neither agree nor disagree	3	2.4	-	-	9.9	-	-	-	-	-	-	-	-	1.5
Disagree	4	2.3	-	-	5.3	-	-	-	-	-	-	-	-	1.1
Strongly disagree	5	0.6	-	-	2.3	-	-	-	-	-	-	-	-	0.4
Can't choose/NA	-8	0.2	-	-	0.5	-	-	-	-	-	-	-	-	0.1
IAP	-1	81.9	100.0	100.0	0.0	100.0	100.0	100.0	100.0	100.0	100.0	100.0	100.0	86.9
N		7276	1508	1599	1576	1535	1396	1294	1370	1051	1031	1205	1230	22071

\* SHOW CARD(10)

\*\* 2010 Questionnaire: Please tell me how much you agree or disagree with each of the following... A child born in Korea has the right to have Korean nationality even if his parents are not Korean nationality

\*\*\* Keyword: Citizenship

**Table 1915 Korean nationality: children born abroad should have the right to become South Korean citizens if one of their parents is South Korean citizen**

[Questionnaire] How much do you agree or disagree with the following statements?... Children born abroad should have the right to become South Korean citizens if at least one of their parents is a South Korean citizen

[VAR] KIDSAWAY

RESPONSE	PUNCH	03-07	2008	2009	2010	2011	2012	2013	2014	2016	2018	2021	2023	TOTAL
Strongly agree	1	4.7	-	-	36.3	-	-	-	-	-	-	-	-	4.1
Agree	2	9.5	-	-	44.4	-	-	-	-	-	-	-	-	6.3
Neither agree nor disagree	3	2.3	-	-	11.4	-	-	-	-	-	-	-	-	1.6
Disagree	4	1.1	-	-	5.0	-	-	-	-	-	-	-	-	0.7
Strongly disagree	5	0.3	-	-	1.8	-	-	-	-	-	-	-	-	0.2
Can't choose/NA	-8	0.1	-	-	1.0	-	-	-	-	-	-	-	-	0.1
IAP	-1	81.9	100.0	100.0	0.0	100.0	100.0	100.0	100.0	100.0	100.0	100.0	100.0	86.9
N		7276	1508	1599	1576	1535	1396	1294	1370	1051	1031	1205	1230	22071

\* SHOW CARD(10)

\*\* 2010 Questionnaire: Please tell me how much you agree or disagree with each of the following... Even a child born in another country has the right to Korean nationality if one of the parents has Korean nationality

\*\*\* Keyword: Citizenship



**Table 1916 Korean nationality: legal immigrants to South Korea who are not citizens should have the same rights as South Korean citizens**

[Questionnaire] How much do you agree or disagree with the following statements?... Legal immigrants to South Korea who are not citizens should have the same rights as South Korean citizens

[VAR] IMMRGHTS

RESPONSE	PUNCH	03-07	2008	2009	2010	2011	2012	2013	2014	2016	2018	2021	2023	TOTAL
Strongly agree	1	4.4	-	-	-	-	-	10.3	-	-	-	-	-	2.1
Agree	2	8.0	-	-	-	-	-	32.4	-	-	-	-	-	4.5
Neither agree nor disagree	3	3.0	-	-	-	-	-	23.2	-	-	-	-	-	2.4
Disagree	4	2.1	-	-	-	-	-	25.1	-	-	-	-	-	2.2
Strongly disagree	5	0.4	-	-	-	-	-	8.4	-	-	-	-	-	0.6
Can't choose/NA	-8	0.1	-	-	-	-	-	0.6	-	-	-	-	-	0.1
IAP	-1	81.9	100.0	100.0	100.0	100.0	100.0	0.0	100.0	100.0	100.0	100.0	100.0	88.2
N		7276	1508	1599	1576	1535	1396	1294	1370	1051	1031	1205	1230	22071

\*\* 2013 Questionnaire: There are different opinions about immigrants from other countries living in Korea. How much do you agree or disagree with each of the following statements?... Legal immigrants to Korea who are not citizens should have the same rights as Korean citizen

\*\* 2013 RESPONSE: Agree strongly, Agree, Neither/Nor, Disagree, Disagree strongly, CAN'T CHOOSE

\*\*\* Keyword: Citizenship, Koreans, Equal Rights, Immigrant

**Table 1917 Korean nationality: The South Korean government should take stronger measures to exclude illegal immigrants**

[Questionnaire] How much do you agree or disagree with the following statements?... The South Korean government should take stronger measures to exclude illegal

[VAR] EXCLDIMM

RESPONSE	PUNCH	03-07	2008	2009	2010	2011	2012	2013	2014	2016	2018	2021	2023	TOTAL
Strongly agree	1	5.0	-	-	-	-	-	-	-	-	-	-	-	1.6
Agree	2	6.2	-	-	-	-	-	-	-	-	-	-	-	2.1
Neither agree nor disagree	3	3.8	-	-	-	-	-	-	-	-	-	-	-	1.3
Disagree	4	2.3	-	-	-	-	-	-	-	-	-	-	-	0.8
Strongly disagree	5	0.5	-	-	-	-	-	-	-	-	-	-	-	0.2
Can't choose/NA	-8	0.3	-	-	-	-	-	-	-	-	-	-	-	0.1
IAP	-1	81.9	100.0	100.0	100.0	100.0	100.0	100.0	100.0	100.0	100.0	100.0	100.0	94.0
N		7276	1508	1599	1576	1535	1396	1294	1370	1051	1031	1205	1230	22071

\*\*\* Keyword: Korean Culture, Immigrant

**Table 1918 Opinion on immigrants undermining Korean culture**

[Questionnaire] There are different opinions about immigrants from other countries living in Korea. How much do you agree or disagree with each of the following statements?... Korean culture is generally undermined by immigrant

[VAR] IMMDMGE

RESPONSE	PUNCH	03-07	2008	2009	2010	2011	2012	2013	2014	2016	2018	2021	2023	TOTAL
Strongly agree	1	-	-	-	-	-	-	2.9	-	-	-	-	-	0.2
Agree	2	-	-	-	-	-	-	14.6	-	-	-	-	-	0.9
Neither agree nor disagree	3	-	-	-	-	-	-	35.1	-	-	-	-	-	2.1
Disagree	4	-	-	-	-	-	-	39.4	-	-	-	-	-	2.3
Strongly disagree	5	-	-	-	-	-	-	7.3	-	-	-	-	-	0.4
Can't choose/NA	-8	-	-	-	-	-	-	0.8	-	-	-	-	-	0.0
IAP	-1	100.0	100.0	100.0	100.0	100.0	100.0	0.0	100.0	100.0	100.0	100.0	100.0	94.1
N		7276	1508	1599	1576	1535	1396	1294	1370	1051	1031	1205	1230	22071

\*\*\* Keyword: Korean Culture, Immigrant

**Table 1919 Opinion on Korea taking stronger measures to exclude illegal immigrants**

[Questionnaire] There are different opinions about immigrants from other countries living in Korea. How much do you agree or disagree with each of the following statements?... Korea should take stronger measures to exclude illegal immigrants

[VAR] MOREACTN

RESPONSE	PUNCH	03-07	2008	2009	2010	2011	2012	2013	2014	2016	2018	2021	2023	TOTAL
Strongly agree	1	-	-	-	-	-	-	24.9	-	-	-	-	-	1.5
Agree	2	-	-	-	-	-	-	39.3	-	-	-	-	-	2.3
Neither agree nor disagree	3	-	-	-	-	-	-	20.4	-	-	-	-	-	1.2
Disagree	4	-	-	-	-	-	-	12.4	-	-	-	-	-	0.7
Strongly disagree	5	-	-	-	-	-	-	2.6	-	-	-	-	-	0.1
Can't choose/NA	-8	-	-	-	-	-	-	0.5	-	-	-	-	-	0.0
IAP	-1	100.0	100.0	100.0	100.0	100.0	100.0	0.0	100.0	100.0	100.0	100.0	100.0	94.1
N		7276	1508	1599	1576	1535	1396	1294	1370	1051	1031	1205	1230	22071

\*\*\* Keyword: Government, Immigrant

**Table 1920 Opinion on legal immigrants being able to have equal access to public education as Koreans**

[Questionnaire] There are different opinions about immigrants from other countries living in Korea. How much do you agree or disagree with each of the following statements?... Legal immigrants should have equal access to public education as Korean

[VAR] GETPBEDU

RESPONSE	PUNCH	03-07	2008	2009	2010	2011	2012	2013	2014	2016	2018	2021	2023	TOTAL
Strongly agree	1	-	-	-	-	-	-	28.7	-	-	-	-	-	1.7
Agree	2	-	-	-	-	-	-	49.7	-	-	-	-	-	2.9
Neither agree nor disagree	3	-	-	-	-	-	-	16.3	-	-	-	-	-	1.0
Disagree	4	-	-	-	-	-	-	4.6	-	-	-	-	-	0.3
Strongly disagree	5	-	-	-	-	-	-	0.5	-	-	-	-	-	0.0
Can't choose/NA	-8	-	-	-	-	-	-	0.2	-	-	-	-	-	0.0
IAP	-1	100.0	100.0	100.0	100.0	100.0	100.0	0.0	100.0	100.0	100.0	100.0	100.0	94.1
N		7276	1508	1599	1576	1535	1396	1294	1370	1051	1031	1205	1230	22071

\*\*\* Keyword: Immigrant



**Table 1921 Opinion on whether immigrants should adopt or not adopt Korean culture**

[Questionnaire] Which of these statements about immigrants comes closer to your view?

[VAR] ACPTCULT

RESPONSE	PUNCH	03-07	2008	2009	2010	2011	2012	2013	2014	2016	2018	2021	2023	TOTAL
Immigrants should retain their culture of origin and not adopt Korean culture	1	-	-	-	-	-	-	1.6	-	-	-	-	4.0	0.3
Immigrants should retain their culture of origin and also adopt Korean culture	2	-	-	-	-	-	-	89.3	-	-	-	-	82.7	9.8
Immigrants should give up their culture of origin and adopt Korean culture	3	-	-	-	-	-	-	7.5	-	-	-	-	12.0	1.1
Can't choose/NA	-8	-	-	-	-	-	-	1.6	-	-	-	-	1.4	0.2
IAP	-1	100.0	100.0	100.0	100.0	100.0	100.0	0.0	100.0	100.0	100.0	100.0	0.0	88.6
N		7276	1508	1599	1576	1535	1396	1294	1370	1051	1031	1205	1230	22071

\* SHOW CARD

\*\*\* Keyword: Immigrant

**Table 1922 National pride**

[Questionnaire] How proud are you of being South Korean?

[VAR] KRPROUD

RESPONSE	PUNCH	03-07	2008	2009	2010	2011	2012	2013	2014	2016	2018	2021	2023	TOTAL
Very proud	1	29.1	28.6	30.1	37.8	35.4	35.1	39.5	29.4	29.0	27.7	23.1	18.5	30.2
Somewhat proud	2	47.9	50.8	52.3	48.3	48.2	47.6	49.5	47.5	49.7	55.2	64.8	66.7	50.9
Not very proud	3	20.2	18.0	15.3	11.3	13.6	14.4	9.4	20.5	18.0	14.5	11.4	13.8	16.4
Not proud at all	4	1.9	1.7	1.6	1.3	1.2	1.2	0.3	2.6	2.6	0.7	0.4	0.2	1.5
Can't choose/NA	-8	0.9	0.9	0.8	1.4	1.6	1.6	1.2	0.1	0.8	1.8	0.2	0.7	1.0
IAP	-1	0.0	0.0	0.0	0.0	0.0	0.0	0.0	0.0	0.0	0.0	0.0	0.0	0.0
N		7276	1508	1599	1576	1535	1396	1294	1370	1051	1031	1205	1230	22071

\* SHOW CARD(16, 18)

**Table 1923 Opinion on strong patriotic feelings: it strengthens Korea's place in the world**

[Questionnaire] How much do you agree or disagree that strong patriotic feelings in Korea?... Strengthen Korea's place in the world

[VAR] PATRIO1

RESPONSE	PUNCH	03-07	2008	2009	2010	2011	2012	2013	2014	2016	2018	2021	2023	TOTAL
Strongly agree	1	-	-	-	-	-	-	35.7	-	-	-	-	-	2.1
Agree	2	-	-	-	-	-	-	48.0	-	-	-	-	-	2.8
Neither agree nor disagree	3	-	-	-	-	-	-	12.0	-	-	-	-	-	0.7
Disagree	4	-	-	-	-	-	-	3.5	-	-	-	-	-	0.2
Strongly disagree	5	-	-	-	-	-	-	0.3	-	-	-	-	-	0.0
Can't choose/NA	-8	-	-	-	-	-	-	0.5	-	-	-	-	-	0.0
IAP	-1	100.0	100.0	100.0	100.0	100.0	100.0	0.0	100.0	100.0	100.0	100.0	100.0	94.1
N		7276	1508	1599	1576	1535	1396	1294	1370	1051	1031	1205	1230	22071

**Table 1924 Opinion on strong patriotic feelings: it leads to intolerance in Korea**

[Questionnaire] How much do you agree or disagree that strong patriotic feelings in Korea?... Lead to intolerance in Korea

[VAR] PATRIO2

RESPONSE	PUNCH	03-07	2008	2009	2010	2011	2012	2013	2014	2016	2018	2021	2023	TOTAL
Strongly agree	1	-	-	-	-	-	-	4.7	-	-	-	-	-	0.3
Agree	2	-	-	-	-	-	-	35.6	-	-	-	-	-	2.1
Neither agree nor disagree	3	-	-	-	-	-	-	30.7	-	-	-	-	-	1.8
Disagree	4	-	-	-	-	-	-	23.4	-	-	-	-	-	1.4
Strongly disagree	5	-	-	-	-	-	-	4.3	-	-	-	-	-	0.3
Can't choose/NA	-8	-	-	-	-	-	-	1.2	-	-	-	-	-	0.1
IAP	-1	100.0	100.0	100.0	100.0	100.0	100.0	0.0	100.0	100.0	100.0	100.0	100.0	94.1
N		7276	1508	1599	1576	1535	1396	1294	1370	1051	1031	1205	1230	22071

**Table 1925 Opinion on strong patriotic feelings: it is needed for Korea to remain united**

[Questionnaire] How much do you agree or disagree that strong patriotic feelings in Korea?... Are needed for Korea to remain united

[VAR] PATRIO3

RESPONSE	PUNCH	03-07	2008	2009	2010	2011	2012	2013	2014	2016	2018	2021	2023	TOTAL
Strongly agree	1	-	-	-	-	-	-	40.7	-	-	-	-	-	2.4
Agree	2	-	-	-	-	-	-	48.1	-	-	-	-	-	2.8
Neither agree nor disagree	3	-	-	-	-	-	-	8.6	-	-	-	-	-	0.5
Disagree	4	-	-	-	-	-	-	1.7	-	-	-	-	-	0.1
Strongly disagree	5	-	-	-	-	-	-	0.4	-	-	-	-	-	0.0
Can't choose/NA	-8	-	-	-	-	-	-	0.5	-	-	-	-	-	0.0
IAP	-1	100.0	100.0	100.0	100.0	100.0	100.0	0.0	100.0	100.0	100.0	100.0	100.0	94.1
N		7276	1508	1599	1576	1535	1396	1294	1370	1051	1031	1205	1230	22071



**Table 1926 Opinion on strong patriotic feelings: it leads to negative attitudes towards immigrants in Korea**

[Questionnaire] How much do you agree or disagree that strong patriotic feelings in Korea?... Lead to negative attitudes towards immigrants in Korea

[VAR] PATRIO4

RESPONSE	PUNCH	03-07	2008	2009	2010	2011	2012	2013	2014	2016	2018	2021	2023	TOTAL
Strongly agree	1	-	-	-	-	-	-	5.8	-	-	-	-	-	0.3
Agree	2	-	-	-	-	-	-	28.7	-	-	-	-	-	1.7
Neither agree nor disagree	3	-	-	-	-	-	-	32.0	-	-	-	-	-	1.9
Disagree	4	-	-	-	-	-	-	26.7	-	-	-	-	-	1.6
Strongly disagree	5	-	-	-	-	-	-	6.1	-	-	-	-	-	0.4
Can't choose/NA	-8	-	-	-	-	-	-	0.8	-	-	-	-	-	0.0
IAP	-1	100.0	100.0	100.0	100.0	100.0	100.0	0.0	100.0	100.0	100.0	100.0	100.0	94.1
N		7276	1508	1599	1576	1535	1396	1294	1370	1051	1031	1205	1230	22071

\*\*\* Keyword: Immigrant

**Table 1927 Whether R is a Korean citizen**

[Questionnaire] Are you a citizen of Korea?

[VAR] CITZKR

RESPONSE	PUNCH	03-07	2008	2009	2010	2011	2012	2013	2014	2016	2018	2021	2023	TOTAL
Yes	1	-	-	-	-	-	-	99.1	-	-	-	-	99.4	11.3
No	2	-	-	-	-	-	-	0.9	-	-	-	-	0.2	0.1
Can't choose/NA	-8	-	-	-	-	-	-	0.1	-	-	-	-	0.3	0.0
IAP	-1	100.0	100.0	100.0	100.0	100.0	100.0	0.0	100.0	100.0	100.0	100.0	0.0	88.6
N		7276	1508	1599	1576	1535	1396	1294	1370	1051	1031	1205	1230	22071

\*\*\* Keyword: Citizenship

**Table 1928 Whether R's parents were Korean citizens when R was born**

[Questionnaire] At the time of your birth, were both, one, or neither of your parents citizens of Korea?

[VAR] PARCITZ

RESPONSE	PUNCH	03-07	2008	2009	2010	2011	2012	2013	2014	2016	2018	2021	2023	TOTAL
Both were citizens of Korea	1	-	-	-	-	-	-	98.5	-	-	-	-	-	5.8
Only father was a citizen of Korea	2	-	-	-	-	-	-	0.0	-	-	-	-	-	0.0
Only mother was a citizen of Korea	3	-	-	-	-	-	-	0.2	-	-	-	-	-	0.0
Neither parent was a citizen of Korea	4	-	-	-	-	-	-	1.4	-	-	-	-	-	0.1
IAP	-1	100.0	100.0	100.0	100.0	100.0	100.0	0.0	100.0	100.0	100.0	100.0	100.0	94.1
N		7276	1508	1599	1576	1535	1396	1294	1370	1051	1031	1205	1230	22071

\*\*\* Keyword: Citizenship

**Table 1929 Opinions on the qualifications to become a Korean**

[Questionnaire] Some people believe that anyone can become truly Korean through effort. Others argue that being truly Korean requires being born Korean. What is your position on this matter?... A: It is possible to become truly Korean through effort. B: A person has to be born Korean to be truly Korean.

[VAR] TRUEKOR

RESPONSE	PUNCH	03-07	2008	2009	2010	2011	2012	2013	2014	2016	2018	2021	2023	TOTAL
I definitely agree with statement A	1	-	-	-	-	-	-	-	-	-	-	-	24.4	1.4
I agree more with statement A than with statement B	2	-	-	-	-	-	-	-	-	-	-	-	33.1	1.8
I agree more with statement B than with statement A	3	-	-	-	-	-	-	-	-	-	-	-	27.9	1.6
I definitely agree with statement B	4	-	-	-	-	-	-	-	-	-	-	-	13.0	0.7
Can't choose/NA	-8	-	-	-	-	-	-	-	-	-	-	-	1.7	0.1
IAP	-1	100.0	100.0	100.0	100.0	100.0	100.0	100.0	100.0	100.0	100.0	100.0	0.0	94.1
N		7276	1508	1599	1576	1535	1396	1294	1370	1051	1031	1205	1230	22071

\*\*\* Keyword: Koreans

**Table 1930 Opinion on whether all peoples need a country**

[Questionnaire] Thinking in general about nations and countries all over the world, to what extent do you agree or disagree with the statement that it would be best if every nation had its own country where it could make its own decisions?

[VAR] HAVCNTRY

RESPONSE	PUNCH	03-07	2008	2009	2010	2011	2012	2013	2014	2016	2018	2021	2023	TOTAL
Agree strongly	1	-	-	-	-	-	-	-	-	-	-	-	7.6	0.4
Agree	2	-	-	-	-	-	-	-	-	-	-	-	47.2	2.6
Neither agree nor disagree	3	-	-	-	-	-	-	-	-	-	-	-	32.0	1.8
Disagree	4	-	-	-	-	-	-	-	-	-	-	-	9.9	0.6
Disagree strongly	5	-	-	-	-	-	-	-	-	-	-	-	1.5	0.1
Can't choose/NA	-8	-	-	-	-	-	-	-	-	-	-	-	1.8	0.1
IAP	-1	100.0	100.0	100.0	100.0	100.0	100.0	100.0	100.0	100.0	100.0	100.0	0.0	94.4
N		7276	1508	1599	1576	1535	1396	1294	1370	1051	1031	1205	1230	22071

\* SHOW CARD(23)

\*\*\* Keyword: Country



**Table 1931 Opinion about all ethnic groups living in their own country**

[Questionnaire] To what extent do you agree or disagree with the statement that it would be best if all nations lived in their own countries so there are no minorities or immigrants?

[VAR] NOIMMIGR

RESPONSE	PUNCH	03-07	2008	2009	2010	2011	2012	2013	2014	2016	2018	2021	2023	TOTAL
Agree strongly	1	-	-	-	-	-	-	-	-	-	-	-	1.5	0.1
Agree	2	-	-	-	-	-	-	-	-	-	-	-	30.1	1.7
Neither agree nor disagree	3	-	-	-	-	-	-	-	-	-	-	-	37.0	2.1
Disagree	4	-	-	-	-	-	-	-	-	-	-	-	26.2	1.5
Disagree strongly	5	-	-	-	-	-	-	-	-	-	-	-	4.0	0.2
Can't choose/NA	-8	-	-	-	-	-	-	-	-	-	-	-	1.2	0.1
IAP	-1	100.0	100.0	100.0	100.0	100.0	100.0	100.0	100.0	100.0	100.0	100.0	0.0	94.4
N		7276	1508	1599	1576	1535	1396	1294	1370	1051	1031	1205	1230	22071

\* SHOW CARD(23)

\*\*\* Keyword: Country, Immigrant

## ISSP 2004/2014/2023 Citizenship

**Table 1932 Assessment on the fairness of people**

[Questionnaire] Do you think most people would try to take advantage of you if they got a chance, or would they try to be fair?

[VAR] BEFAIR

RESPONSE	PUNCH	03-07	2008	2009	2010	2011	2012	2013	2014	2016	2018	2021	2023	TOTAL
Try to take advantage almost all of the time	1	0.7	-	-	-	-	-	-	5.7	-	-	-	2.6	0.7
Try to take advantage most of the time	2	6.0	-	-	-	-	-	-	29.2	-	-	-	47.8	6.4
Try to be fair most of the time	3	9.9	-	-	-	-	-	-	59.1	-	-	-	45.9	9.5
Try to be fair almost all of the time	4	0.9	-	-	-	-	-	-	6.0	-	-	-	1.7	0.8
Can't choose/NA	-8	0.6	-	-	-	-	-	-	0.1	-	-	-	2.0	0.3
IAP	-1	82.0	100.0	100.0	100.0	100.0	100.0	100.0	0.0	100.0	100.0	100.0	0.0	82.3
N		7276	1508	1599	1576	1535	1396	1294	1370	1051	1031	1205	1230	22071

\*\*\* Keyword: Fair

**Table 1933 Trust on people**

[Questionnaire] Generally speaking, would you say that most people can be trusted or that you can't be too careful in dealing with people?

[VAR] CANTRUST

RESPONSE	PUNCH	03-07	2008	2009	2010	2011	2012	2013	2014	2016	2018	2021	2023	TOTAL
People can almost always be trusted	1	1.1	3.8	-	5.2	5.4	3.1	-	4.9	6.1	4.8	1.6	0.6	2.5
People can usually be trusted	2	14.8	36.7	-	37.1	39.6	37.1	-	46.0	38.7	41.4	47.9	50.1	27.2
You usually can't be too careful in dealing with people	3	17.0	48.4	-	39.9	42.8	47.2	-	41.8	45.6	45.7	45.4	43.2	29.5
You almost always can't be too careful in dealing with people	4	4.7	10.6	-	16.5	10.8	12.6	-	7.4	9.6	8.1	5.1	5.4	6.9
Can't choose/NA	-8	0.2	0.5	-	1.3	1.4	0.0	-	0.0	0.0	0.1	0.1	0.6	0.3
IAP	-1	62.3	0.0	100.0	0.0	0.0	0.0	100.0	0.0	0.0	0.0	0.0	0.0	33.6
N		7276	1508	1599	1576	1535	1396	1294	1370	1051	1031	1205	1230	22071

\* SHOW CARD(16, 18)

\*\*\* Keyword: Trust

**Table 1934 Importance of always voting in elections as a good citizen**

[Questionnaire] There are different opinions as to what it takes to be a good citizen. As far as you are concerned personally on a scale of 1 to 7, where 1 is not at all important and 7 is very important, how important is it?... Always to vote in elections

[VAR] VOTEELEC

RESPONSE	PUNCH	03-07	2008	2009	2010	2011	2012	2013	2014	2016	2018	2021	2023	TOTAL
Not at all important	1	0.2	-	-	-	-	-	-	2.3	-	-	-	-	0.2
2	2	0.3	-	-	-	-	-	-	2.0	-	-	-	-	0.2
3	3	0.7	-	-	-	-	-	-	3.0	-	-	-	-	0.4
4	4	1.1	-	-	-	-	-	-	6.2	-	-	-	-	0.8
5	5	2.9	-	-	-	-	-	-	12.3	-	-	-	-	1.7
6	6	3.2	-	-	-	-	-	-	17.2	-	-	-	-	2.1
Very important	7	9.4	-	-	-	-	-	-	57.0	-	-	-	-	6.7
Can't choose/NA	-8	0.2	-	-	-	-	-	-	0.0	-	-	-	-	0.0
IAP	-1	82.0	100.0	100.0	100.0	100.0	100.0	100.0	0.0	100.0	100.0	100.0	100.0	87.8
N		7276	1508	1599	1576	1535	1396	1294	1370	1051	1031	1205	1230	22071

\* SHOW CARD(14)

\*\*\* Keyword: Election, Referendum



**Table 1935 Importance of never trying to evade taxes as a good citizen**

[Questionnaire] There are different opinions as to what it takes to be a good citizen. As far as you are concerned personally on a scale of 1 to 7, where 1 is not at all important and 7 is very important, how important is it?... Never to try to evade taxes

[VAR] PAYTAXES

RESPONSE	PUNCH	03-07	2008	2009	2010	2011	2012	2013	2014	2016	2018	2021	2023	TOTAL
Not at all important	1	0.2	-	-	-	-	-	-	1.6	-	-	-	0.7	0.2
2	2	0.1	-	-	-	-	-	-	0.7	-	-	-	0.3	0.1
3	3	0.4	-	-	-	-	-	-	2.6	-	-	-	1.3	0.4
4	4	0.9	-	-	-	-	-	-	5.1	-	-	-	5.8	0.9
5	5	2.2	-	-	-	-	-	-	11.2	-	-	-	13.5	2.2
6	6	2.9	-	-	-	-	-	-	17.6	-	-	-	40.4	4.3
Very important	7	11.1	-	-	-	-	-	-	61.2	-	-	-	37.8	9.6
Can't choose/NA	-8	0.2	-	-	-	-	-	-	0.1	-	-	-	0.2	0.1
IAP	-1	82.0	100.0	100.0	100.0	100.0	100.0	100.0	0.0	100.0	100.0	100.0	0.0	82.3
N		7276	1508	1599	1576	1535	1396	1294	1370	1051	1031	1205	1230	22071

\* SHOW CARD(14)

**Table 1936 Importance of always obeying laws and regulations as a good citizen**

[Questionnaire] There are different opinions as to what it takes to be a good citizen. As far as you are concerned personally on a scale of 1 to 7, where 1 is not at all important and 7 is very important, how important is it?...

Always to obey laws and regulations

[VAR] OBEYLAWS

RESPONSE	PUNCH	03-07	2008	2009	2010	2011	2012	2013	2014	2016	2018	2021	2023	TOTAL
Not at all important	1	0.1	-	-	-	-	-	-	1.2	-	-	-	0.6	0.1
2	2	0.1	-	-	-	-	-	-	0.6	-	-	-	0.5	0.1
3	3	0.3	-	-	-	-	-	-	1.8	-	-	-	0.7	0.3
4	4	0.8	-	-	-	-	-	-	6.2	-	-	-	4.0	0.9
5	5	2.9	-	-	-	-	-	-	13.9	-	-	-	12.0	2.5
6	6	4.3	-	-	-	-	-	-	21.2	-	-	-	36.3	4.7
Very important	7	9.4	-	-	-	-	-	-	55.0	-	-	-	45.8	9.1
Can't choose/NA	-8	0.1	-	-	-	-	-	-	0.0	-	-	-	0.2	0.0
IAP	-1	82.0	100.0	100.0	100.0	100.0	100.0	100.0	0.0	100.0	100.0	100.0	0.0	82.3
N		7276	1508	1599	1576	1535	1396	1294	1370	1051	1031	1205	1230	22071

\* SHOW CARD(14)

**Table 1937 Importance of keep watching on the government actions as a good citizen**

[Questionnaire] There are different opinions as to what it takes to be a good citizen. As far as you are concerned personally on a scale of 1 to 7, where 1 is not at all important and 7 is very important, how important is it?... To keep watch on the actions of government

[VAR] WATCHGOV

RESPONSE	PUNCH	03-07	2008	2009	2010	2011	2012	2013	2014	2016	2018	2021	2023	TOTAL
Not at all important	1	0.2	-	-	-	-	-	-	1.8	-	-	-	0.7	0.2
2	2	0.2	-	-	-	-	-	-	2.1	-	-	-	1.0	0.3
3	3	1.1	-	-	-	-	-	-	6.8	-	-	-	2.8	0.9
4	4	2.6	-	-	-	-	-	-	14.2	-	-	-	8.5	2.2
5	5	4.2	-	-	-	-	-	-	17.0	-	-	-	27.2	4.0
6	6	3.5	-	-	-	-	-	-	19.5	-	-	-	38.0	4.5
Very important	7	6.0	-	-	-	-	-	-	38.5	-	-	-	22.0	5.6
Can't choose/NA	-8	0.2	-	-	-	-	-	-	0.1	-	-	-	0.1	0.1
IAP	-1	82.0	100.0	100.0	100.0	100.0	100.0	100.0	0.0	100.0	100.0	100.0	0.0	82.3
N		7276	1508	1599	1576	1535	1396	1294	1370	1051	1031	1205	1230	22071

\* SHOW CARD(14)

\*\*\* Keyword: Government, Job

**Table 1938 Importance of being active in political or social associations as a good citizen**

[Questionnaire] There are different opinions as to what it takes to be a good citizen. As far as you are concerned personally on a scale of 1 to 7, where 1 is not at all important and 7 is very important, how important is it?... To be active in social or political associations

[VAR] ACTASSOC

RESPONSE	PUNCH	03-07	2008	2009	2010	2011	2012	2013	2014	2016	2018	2021	2023	TOTAL
Not at all important	1	0.9	-	-	-	-	-	-	8.3	-	-	-	-	0.8
2	2	1.2	-	-	-	-	-	-	8.3	-	-	-	-	0.9
3	3	2.4	-	-	-	-	-	-	14.1	-	-	-	-	1.7
4	4	3.8	-	-	-	-	-	-	24.9	-	-	-	-	2.8
5	5	4.6	-	-	-	-	-	-	17.4	-	-	-	-	2.6
6	6	2.3	-	-	-	-	-	-	10.1	-	-	-	-	1.4
Very important	7	2.5	-	-	-	-	-	-	16.6	-	-	-	-	1.9
Can't choose/NA	-8	0.4	-	-	-	-	-	-	0.1	-	-	-	-	0.1
IAP	-1	82.0	100.0	100.0	100.0	100.0	100.0	100.0	0.0	100.0	100.0	100.0	100.0	87.9
N		7276	1508	1599	1576	1535	1396	1294	1370	1051	1031	1205	1230	22071

\* SHOW CARD(14)



**Table 1939 Importance of trying to understand the reasoning of people with other opinions as a good citizen**

[Questionnaire] There are different opinions as to what it takes to be a good citizen. As far as you are concerned personally on a scale of 1 to 7, where 1 is not at all important and 7 is very important, how important is it?... To try to understand the reasoning of people with other opinions

[VAR] OTHREASN

RESPONSE	PUNCH	03-07	2008	2009	2010	2011	2012	2013	2014	2016	2018	2021	2023	TOTAL
Not at all important	1	0.1	-	-	-	-	-	-	0.7	-	-	-	-	0.1
2	2	0.2	-	-	-	-	-	-	1.7	-	-	-	-	0.2
3	3	1.0	-	-	-	-	-	-	4.4	-	-	-	-	0.6
4	4	2.0	-	-	-	-	-	-	13.9	-	-	-	-	1.5
5	5	4.1	-	-	-	-	-	-	22.8	-	-	-	-	2.8
6	6	4.7	-	-	-	-	-	-	25.0	-	-	-	-	3.1
Very important	7	5.8	-	-	-	-	-	-	31.4	-	-	-	-	3.9
Can't choose/NA	-8	0.1	-	-	-	-	-	-	0.1	-	-	-	-	0.0
IAP	-1	82.0	100.0	100.0	100.0	100.0	100.0	100.0	0.0	100.0	100.0	100.0	100.0	87.8
N		7276	1508	1599	1576	1535	1396	1294	1370	1051	1031	1205	1230	22071

\* SHOW CARD(14)

**Table 1940 Importance of choosing products for political, ethical or environmental reasons, even if they cost a bit more as a good citizen**

[Questionnaire] There are different opinions as to what it takes to be a good citizen. As far as you are concerned personally on a scale of 1 to 7, where 1 is not at all important and 7 is very important, how important is it?... To choose products for political, ethical or environmental reasons, even if they cost a bit more

[VAR] BUYPOL

RESPONSE	PUNCH	03-07	2008	2009	2010	2011	2012	2013	2014	2016	2018	2021	2023	TOTAL
Not at all important	1	0.4	-	-	-	-	-	-	2.6	-	-	-	-	0.3
2	2	0.5	-	-	-	-	-	-	4.1	-	-	-	-	0.4
3	3	1.5	-	-	-	-	-	-	7.1	-	-	-	-	0.9
4	4	3.1	-	-	-	-	-	-	21.2	-	-	-	-	2.3
5	5	4.5	-	-	-	-	-	-	24.4	-	-	-	-	3.0
6	6	3.7	-	-	-	-	-	-	21.0	-	-	-	-	2.5
Very important	7	4.1	-	-	-	-	-	-	19.4	-	-	-	-	2.6
Can't choose/NA	-8	0.2	-	-	-	-	-	-	0.1	-	-	-	-	0.1
IAP	-1	82.0	100.0	100.0	100.0	100.0	100.0	100.0	0.0	100.0	100.0	100.0	100.0	87.9
N		7276	1508	1599	1576	1535	1396	1294	1370	1051	1031	1205	1230	22071

\* SHOW CARD(14)

\*\*\* Keyword: Environment

**Table 1941 Importance of helping people in South Korea who are worse off than oneself as a good citizen**

[Questionnaire] There are different opinions as to what it takes to be a good citizen. As far as you are concerned personally on a scale of 1 to 7, where 1 is not at all important and 7 is very important, how important is it?... To help people in South Korea who are worse off than yourself

[VAR] HELPKR

RESPONSE	PUNCH	03-07	2008	2009	2010	2011	2012	2013	2014	2016	2018	2021	2023	TOTAL
Not at all important	1	0.2	-	-	-	-	-	-	1.8	-	-	-	0.7	0.2
2	2	0.4	-	-	-	-	-	-	3.4	-	-	-	1.1	0.4
3	3	1.2	-	-	-	-	-	-	6.4	-	-	-	4.6	1.0
4	4	2.4	-	-	-	-	-	-	17.3	-	-	-	13.7	2.6
5	5	4.8	-	-	-	-	-	-	22.7	-	-	-	28.4	4.6
6	6	3.9	-	-	-	-	-	-	23.5	-	-	-	40.0	5.0
Very important	7	5.0	-	-	-	-	-	-	24.7	-	-	-	11.3	3.8
Can't choose/NA	-8	0.2	-	-	-	-	-	-	0.2	-	-	-	0.2	0.1
IAP	-1	82.0	100.0	100.0	100.0	100.0	100.0	100.0	0.0	100.0	100.0	100.0	0.0	82.3
N		7276	1508	1599	1576	1535	1396	1294	1370	1051	1031	1205	1230	22071

\* SHOW CARD(14)

**Table 1942 Importance of helping people in the rest of the world who are worse off than oneself as a good citizen**

[Questionnaire] There are different opinions as to what it takes to be a good citizen. As far as you are concerned personally on a scale of 1 to 7, where 1 is not at all important and 7 is very important, how important is it?... To help people in the rest of the world who are worse off than yourself

[VAR] HELPWRLD

RESPONSE	PUNCH	03-07	2008	2009	2010	2011	2012	2013	2014	2016	2018	2021	2023	TOTAL
Not at all important	1	1.6	-	-	-	-	-	-	6.6	-	-	-	-	1.0
2	2	2.0	-	-	-	-	-	-	8.8	-	-	-	-	1.2
3	3	3.1	-	-	-	-	-	-	14.5	-	-	-	-	1.9
4	4	3.8	-	-	-	-	-	-	20.8	-	-	-	-	2.5
5	5	3.7	-	-	-	-	-	-	22.7	-	-	-	-	2.6
6	6	2.0	-	-	-	-	-	-	13.9	-	-	-	-	1.5
Very important	7	1.5	-	-	-	-	-	-	12.8	-	-	-	-	1.3
Can't choose/NA	-8	0.3	-	-	-	-	-	-	0.0	-	-	-	-	0.1
IAP	-1	82.0	100.0	100.0	100.0	100.0	100.0	100.0	0.0	100.0	100.0	100.0	100.0	87.9
N		7276	1508	1599	1576	1535	1396	1294	1370	1051	1031	1205	1230	22071

\* SHOW CARD(14)



**Table 1943 Importance of willingness to serve in the military at a time of need as a good citizen**

[Questionnaire] There are different opinions as to what it takes to be a good citizen. As far as you are concerned personally on a scale of 1 to 7, where 1 is not at all important and 7 is very important, how important is it?... To be willing to serve in the military at a time of need

[VAR] MILSERVE

RESPONSE	PUNCH	03-07	2008	2009	2010	2011	2012	2013	2014	2016	2018	2021	2023	TOTAL
Not at all important	1	0.9	-	-	-	-	-	-	-	-	-	-	1.5	0.4
2	2	0.7	-	-	-	-	-	-	-	-	-	-	1.7	0.3
3	3	1.4	-	-	-	-	-	-	-	-	-	-	5.5	0.8
4	4	2.1	-	-	-	-	-	-	-	-	-	-	14.6	1.5
5	5	2.9	-	-	-	-	-	-	-	-	-	-	25.4	2.4
6	6	3.0	-	-	-	-	-	-	-	-	-	-	33.2	2.8
Very important	7	6.6	-	-	-	-	-	-	-	-	-	-	16.1	3.1
Can't choose/NA	-8	0.5	-	-	-	-	-	-	-	-	-	-	1.9	0.3
IAP	-1	82.0	100.0	100.0	100.0	100.0	100.0	100.0	100.0	100.0	100.0	100.0	0.0	88.5
N		7276	1508	1599	1576	1535	1396	1294	1370	1051	1031	1205	1230	22071

\*\*\* Keyword: Military

**Table 1944 People's rights: importance of maintaining citizens' standard of living**

[Questionnaire] There are different opinions about people's rights in a democracy. On a scale of 1 to 7, where 1 is not at all important and 7 is very important, how important is it... That all citizens have an adequate standard of living

[VAR] SOLOK

RESPONSE	PUNCH	03-07	2008	2009	2010	2011	2012	2013	2014	2016	2018	2021	2023	TOTAL
Not at all important	1	0.1	-	-	-	1.1	-	-	0.5	-	-	-	0.0	0.1
2	2	0.2	-	-	-	0.6	-	-	0.7	-	-	-	0.6	0.2
3	3	0.4	-	-	-	4.6	-	-	2.7	-	-	-	2.8	0.8
4	4	1.2	-	-	-	11.3	-	-	8.9	-	-	-	6.0	2.1
5	5	3.6	-	-	-	20.5	-	-	22.9	-	-	-	21.5	5.2
6	6	4.3	-	-	-	19.0	-	-	22.6	-	-	-	45.0	6.7
Very important	7	8.1	-	-	-	42.1	-	-	41.7	-	-	-	23.8	9.5
Can't choose/NA	-8	0.2	-	-	-	0.8	-	-	0.0	-	-	-	0.2	0.1
IAP	-1	81.9	100.0	100.0	100.0	0.0	100.0	100.0	0.0	100.0	100.0	100.0	0.0	75.3
N		7276	1508	1599	1576	1535	1396	1294	1370	1051	1031	1205	1230	22071

\* SHOW CARD(14)

\*\*\* Keyword: Standard of Living

**Table 1945 People's rights: importance of the government authority treating everyone equally**

[Questionnaire] There are different opinions about people's rights in a democracy. On a scale of 1 to 7, where 1 is not at all important and 7 is very important, how important is it... That government authorities respect and protect the rights of minorities

[VAR] RGHTSMIN

RESPONSE	PUNCH	03-07	2008	2009	2010	2011	2012	2013	2014	2016	2018	2021	2023	TOTAL
Not at all important	1	0.3	-	-	-	2.1	-	-	1.5	-	-	-	0.2	0.4
2	2	0.4	-	-	-	3.6	-	-	1.7	-	-	-	1.4	0.6
3	3	0.9	-	-	-	6.6	-	-	4.4	-	-	-	5.0	1.3
4	4	1.8	-	-	-	15.2	-	-	11.9	-	-	-	15.2	3.2
5	5	4.5	-	-	-	20.4	-	-	22.2	-	-	-	29.2	5.9
6	6	4.1	-	-	-	17.9	-	-	23.9	-	-	-	32.0	5.9
Very important	7	5.6	-	-	-	33.0	-	-	34.4	-	-	-	16.6	7.2
Can't choose/NA	-8	0.4	-	-	-	1.2	-	-	0.0	-	-	-	0.3	0.2
IAP	-1	82.0	100.0	100.0	100.0	0.0	100.0	100.0	0.0	100.0	100.0	100.0	0.0	75.3
N		7276	1508	1599	1576	1535	1396	1294	1370	1051	1031	1205	1230	22071

\* SHOW CARD(14)

\*\*\* Keyword: Government, Minorities

**Table 1946 Importance of the government treating everyone equally regardless of their social position**

[Questionnaire] There are different opinions about people's rights in a democracy. On a scale of 1 to 7, where 1 is not at all important and 7 is very important, how important is it... That government authorities treat everybody equally regardless of their position in society

[VAR] EQTREAT

RESPONSE	PUNCH	03-07	2008	2009	2010	2011	2012	2013	2014	2016	2018	2021	2023	TOTAL
Not at all important	1	0.1	-	-	-	2.0	-	-	-	-	-	-	-	0.2
2	2	0.2	-	-	-	2.0	-	-	-	-	-	-	-	0.2
3	3	0.4	-	-	-	4.6	-	-	-	-	-	-	-	0.4
4	4	1.2	-	-	-	8.6	-	-	-	-	-	-	-	1.0
5	5	2.7	-	-	-	12.2	-	-	-	-	-	-	-	1.7
6	6	3.8	-	-	-	17.5	-	-	-	-	-	-	-	2.5
Very important	7	9.3	-	-	-	51.8	-	-	-	-	-	-	-	6.7
Can't choose/NA	-8	0.2	-	-	-	1.4	-	-	-	-	-	-	-	0.2
IAP	-1	82.0	100.0	100.0	100.0	0.0	100.0	100.0	100.0	100.0	100.0	100.0	100.0	87.1
N		7276	1508	1599	1576	1535	1396	1294	1370	1051	1031	1205	1230	22071

\*\*\* Keyword: Government, Equality



**Table 1947 Importance of taking citizen's views into account before making political decisions**

[Questionnaire] There are different opinions about people's rights in a democracy. On a scale of 1 to 7, where 1 is not at all important and 7 is very important, how important is it?... That politicians take into account the views of citizens before making decisions

[VAR] CITVIEWS

RESPONSE	PUNCH	03-07	2008	2009	2010	2011	2012	2013	2014	2016	2018	2021	2023	TOTAL
Not at all important	1	0.1	-	-	-	2.0	-	-	-	-	-	-	-	0.2
2	2	0.2	-	-	-	2.0	-	-	-	-	-	-	-	0.2
3	3	0.3	-	-	-	3.4	-	-	-	-	-	-	-	0.3
4	4	0.6	-	-	-	6.5	-	-	-	-	-	-	-	0.7
5	5	2.1	-	-	-	11.0	-	-	-	-	-	-	-	1.5
6	6	4.2	-	-	-	15.7	-	-	-	-	-	-	-	2.5
Very important	7	10.3	-	-	-	58.0	-	-	-	-	-	-	-	7.4
Can't choose/NA	-8	0.3	-	-	-	1.4	-	-	-	-	-	-	-	0.2
IAP	-1	82.0	100.0	100.0	100.0	0.0	100.0	100.0	100.0	100.0	100.0	100.0	100.0	87.1
N		7276	1508	1599	1576	1535	1396	1294	1370	1051	1031	1205	1230	22071

\*\*\* Keyword: Politician, Decision

**Table 1948 People's rights: importance of opportunities to participate in public decision-making**

[Questionnaire] There are different opinions about people's rights in a democracy. On a scale of 1 to 7, where 1 is not at all important and 7 is very important, how important is it?... That people be given more opportunities to participate in public decision-making

[VAR] POLOPTS

RESPONSE	PUNCH	03-07	2008	2009	2010	2011	2012	2013	2014	2016	2018	2021	2023	TOTAL
Not at all important	1	0.1	-	-	-	2.0	-	-	0.4	-	-	-	0.0	0.2
2	2	0.0	-	-	-	1.5	-	-	0.7	-	-	-	0.2	0.2
3	3	0.2	-	-	-	3.0	-	-	1.9	-	-	-	1.8	0.5
4	4	0.8	-	-	-	7.0	-	-	8.0	-	-	-	6.9	1.6
5	5	2.8	-	-	-	14.1	-	-	18.2	-	-	-	24.9	4.4
6	6	4.8	-	-	-	18.0	-	-	24.7	-	-	-	46.1	6.9
Very important	7	9.1	-	-	-	53.4	-	-	46.1	-	-	-	19.9	10.7
Can't choose/NA	-8	0.3	-	-	-	1.0	-	-	0.1	-	-	-	0.1	0.2
IAP	-1	82.0	100.0	100.0	100.0	0.0	100.0	100.0	0.0	100.0	100.0	100.0	0.0	75.3
N		7276	1508	1599	1576	1535	1396	1294	1370	1051	1031	1205	1230	22071

\* SHOW CARD(14)

\*\*\* Keyword: Decision

**Table 1949 People's rights: importance of engaging in civil disobedience**

[Questionnaire] There are different opinions about people's rights in a democracy. On a scale of 1 to 7, where 1 is not at all important and 7 is very important, how important is it?... That citizens may engage in acts of civil disobedience when they oppose government actions

[VAR] OPPSEGOV

RESPONSE	PUNCH	03-07	2008	2009	2010	2011	2012	2013	2014	2016	2018	2021	2023	TOTAL
Not at all important	1	0.3	-	-	-	2.6	-	-	2.8	-	-	-	0.4	0.5
2	2	0.5	-	-	-	2.7	-	-	2.3	-	-	-	1.0	0.5
3	3	0.7	-	-	-	6.4	-	-	6.5	-	-	-	5.1	1.4
4	4	2.5	-	-	-	16.1	-	-	17.1	-	-	-	16.3	3.9
5	5	4.9	-	-	-	23.8	-	-	25.1	-	-	-	32.0	6.6
6	6	3.6	-	-	-	15.2	-	-	20.0	-	-	-	34.0	5.4
Very important	7	5.1	-	-	-	31.6	-	-	26.1	-	-	-	10.4	6.1
Can't choose/NA	-8	0.4	-	-	-	1.6	-	-	0.1	-	-	-	0.7	0.3
IAP	-1	82.0	100.0	100.0	100.0	0.0	100.0	100.0	0.0	100.0	100.0	100.0	0.0	75.3
N		7276	1508	1599	1576	1535	1396	1294	1370	1051	1031	1205	1230	22071

\* SHOW CARD(14)

\*\*\* Keyword: Government, Job, Citizen

**Table 1950 Importance of the government respecting democratic rights**

[Questionnaire] There are different opinions about people's rights in a democracy. On a scale of 1 to 7, where 1 is not at all important and 7 is very important, how important is it?... That governments respect democratic rights whatever the circumstance

[VAR] DEMRIGHT

RESPONSE	PUNCH	03-07	2008	2009	2010	2011	2012	2013	2014	2016	2018	2021	2023	TOTAL
Not at all important	1	-	-	-	-	-	-	-	0.4	-	-	-	-	0.0
2	2	-	-	-	-	-	-	-	1.0	-	-	-	-	0.1
3	3	-	-	-	-	-	-	-	2.3	-	-	-	-	0.1
mid-point	4	-	-	-	-	-	-	-	11.6	-	-	-	-	0.7
5	5	-	-	-	-	-	-	-	17.3	-	-	-	-	1.1
6	6	-	-	-	-	-	-	-	22.9	-	-	-	-	1.4
Very important	7	-	-	-	-	-	-	-	44.3	-	-	-	-	2.7
Can't choose/NA	-8	-	-	-	-	-	-	-	0.1	-	-	-	-	0.0
IAP	-1	100.0	100.0	100.0	100.0	100.0	100.0	100.0	0.0	100.0	100.0	100.0	100.0	93.8
N		7276	1508	1599	1576	1535	1396	1294	1370	1051	1031	1205	1230	22071

\* SHOW CARD

\*\*\* Keyword: People's Rights, Democratic Country, Respect



**Table 1951 Importance of people losing their citizen rights when committed serious crimes**

[Questionnaire] There are different opinions about people's rights in a democracy. On a scale of 1 to 7, where 1 is not at all important and 7 is very important, how important is it?... That people convicted of serious crimes lose their citizen right

[VAR] CITIZOUT

RESPONSE	PUNCH	03-07	2008	2009	2010	2011	2012	2013	2014	2016	2018	2021	2023	TOTAL
Not at all important	1	-	-	-	-	-	-	-	4.0	-	-	-	-	0.2
2	2	-	-	-	-	-	-	-	3.9	-	-	-	-	0.2
3	3	-	-	-	-	-	-	-	6.9	-	-	-	-	0.4
mid-point	4	-	-	-	-	-	-	-	18.0	-	-	-	-	1.1
5	5	-	-	-	-	-	-	-	18.4	-	-	-	-	1.1
6	6	-	-	-	-	-	-	-	16.5	-	-	-	-	1.0
Very important	7	-	-	-	-	-	-	-	32.0	-	-	-	-	2.0
Can't choose/NA	-8	-	-	-	-	-	-	-	0.4	-	-	-	-	0.0
IAP	-1	100.0	100.0	100.0	100.0	100.0	100.0	100.0	0.0	100.0	100.0	100.0	100.0	93.8
N		7276	1508	1599	1576	1535	1396	1294	1370	1051	1031	1205	1230	22071

\* SHOW CARD

\*\*\* Keyword: People's Rights, Lawbreaker, Citizen Rights

**Table 1952 Importance of long-term residents having the rights to vote**

[Questionnaire] There are different opinions about people's rights in a democracy. On a scale of 1 to 7, where 1 is not at all important and 7 is very important, how important is it?... That long-term residents of a country, who are not citizens, have the right to vote in that country's national election

[VAR] VOTRIGHT

RESPONSE	PUNCH	03-07	2008	2009	2010	2011	2012	2013	2014	2016	2018	2021	2023	TOTAL
Not at all important	1	-	-	-	-	-	-	-	8.3	-	-	-	-	0.5
2	2	-	-	-	-	-	-	-	5.6	-	-	-	-	0.3
3	3	-	-	-	-	-	-	-	9.6	-	-	-	-	0.6
mid-point	4	-	-	-	-	-	-	-	21.4	-	-	-	-	1.3
5	5	-	-	-	-	-	-	-	22.9	-	-	-	-	1.4
6	6	-	-	-	-	-	-	-	15.8	-	-	-	-	1.0
Very important	7	-	-	-	-	-	-	-	16.1	-	-	-	-	1.0
Can't choose/NA	-8	-	-	-	-	-	-	-	0.2	-	-	-	-	0.0
IAP	-1	100.0	100.0	100.0	100.0	100.0	100.0	100.0	0.0	100.0	100.0	100.0	100.0	93.8
N		7276	1508	1599	1576	1535	1396	1294	1370	1051	1031	1205	1230	22071

\* SHOW CARD

\*\*\* Keyword: People's Rights, Sojourner, Referendum

**Table 1953 Importance of citizens having the right not-to-vote**

[Questionnaire] There are different opinions about people's rights in a democracy. On a scale of 1 to 7, where 1 is not at all important and 7 is very important, how important is it?... That citizens have the right not to vote

[VAR] NOTVOTE

RESPONSE	PUNCH	03-07	2008	2009	2010	2011	2012	2013	2014	2016	2018	2021	2023	TOTAL
Not at all important	1	-	-	-	-	-	-	-	19.2	-	-	-	-	1.2
2	2	-	-	-	-	-	-	-	9.4	-	-	-	-	0.6
3	3	-	-	-	-	-	-	-	11.2	-	-	-	-	0.7
mid-point	4	-	-	-	-	-	-	-	21.3	-	-	-	-	1.3
5	5	-	-	-	-	-	-	-	13.8	-	-	-	-	0.9
6	6	-	-	-	-	-	-	-	10.7	-	-	-	-	0.7
Very important	7	-	-	-	-	-	-	-	13.9	-	-	-	-	0.9
Can't choose/NA	-8	-	-	-	-	-	-	-	0.4	-	-	-	-	0.0
IAP	-1	100.0	100.0	100.0	100.0	100.0	100.0	100.0	0.0	100.0	100.0	100.0	100.0	93.8
N		7276	1508	1599	1576	1535	1396	1294	1370	1051	1031	1205	1230	22071

\* SHOW CARD

\*\*\* Keyword: People's Rights, Referendum

**Table 1954 Importance of providing healthcare for everyone**

[Questionnaire] There are different opinions about people's rights in a democracy. On a scale of 1 to 7, where 1 is not at all important and 7 is very important, how important is it?... That health care be provided for everyone

[VAR] MEDPROV

RESPONSE	PUNCH	03-07	2008	2009	2010	2011	2012	2013	2014	2016	2018	2021	2023	TOTAL
Not at all important	1	-	-	-	-	-	-	-	0.7	-	-	-	-	0.0
2	2	-	-	-	-	-	-	-	0.7	-	-	-	-	0.0
3	3	-	-	-	-	-	-	-	2.4	-	-	-	-	0.1
mid-point	4	-	-	-	-	-	-	-	8.3	-	-	-	-	0.5
5	5	-	-	-	-	-	-	-	13.1	-	-	-	-	0.8
6	6	-	-	-	-	-	-	-	21.5	-	-	-	-	1.3
Very important	7	-	-	-	-	-	-	-	53.0	-	-	-	-	3.3
Can't choose/NA	-8	-	-	-	-	-	-	-	0.1	-	-	-	-	0.0
IAP	-1	100.0	100.0	100.0	100.0	100.0	100.0	100.0	0.0	100.0	100.0	100.0	100.0	93.8
N		7276	1508	1599	1576	1535	1396	1294	1370	1051	1031	1205	1230	22071

\* SHOW CARD

\*\*\* Keyword: People's Rights, Health Care



**Table 1955 Agree or disagree: People like me don't have any say about what the government does**

[Questionnaire] To what extent do you agree or disagree with the following statements?... People like me don't have any say about what the government does

[VAR] POLEFF11

RESPONSE	PUNCH	03-07	2008	2009	2010	2011	2012	2013	2014	2016	2018	2021	2023	TOTAL
Strongly agree	1	3.8	-	-	-	-	-	-	20.2	-	-	-	9.1	3.0
Agree	2	7.0	-	-	-	-	-	-	32.8	-	-	-	37.3	6.4
Neither Agree nor Disagree	3	3.9	-	-	-	-	-	-	27.3	-	-	-	32.5	4.8
Disagree	4	2.3	-	-	-	-	-	-	14.5	-	-	-	18.5	2.7
Strongly disagree	5	0.8	-	-	-	-	-	-	5.0	-	-	-	1.5	0.7
Can't choose/NA	-8	0.2	-	-	-	-	-	-	0.1	-	-	-	1.1	0.1
IAP	-1	82.0	100.0	100.0	100.0	100.0	100.0	100.0	0.0	100.0	100.0	100.0	0.0	82.3
N		7276	1508	1599	1576	1535	1396	1294	1370	1051	1031	1205	1230	22071

\* SHOW CARD(14)

\*\*\* Keyword: Government, Job

**Table 1956 Agree or disagree: I don't think the government cares much what people like me think**

[Questionnaire] To what extent do you agree or disagree with the following statements?... I don't think the government cares much what people like me think

[VAR] POLEFF18

RESPONSE	PUNCH	03-07	2008	2009	2010	2011	2012	2013	2014	2016	2018	2021	2023	TOTAL
Strongly agree	1	4.4	-	-	-	-	-	-	24.6	-	-	-	11.1	3.6
Agree	2	7.1	-	-	-	-	-	-	33.7	-	-	-	33.7	6.3
Neither Agree nor Disagree	3	3.6	-	-	-	-	-	-	25.6	-	-	-	35.5	4.7
Disagree	4	2.1	-	-	-	-	-	-	12.8	-	-	-	17.1	2.4
Strongly disagree	5	0.6	-	-	-	-	-	-	3.1	-	-	-	1.5	0.5
Can't choose/NA	-8	0.2	-	-	-	-	-	-	0.2	-	-	-	1.1	0.1
IAP	-1	82.0	100.0	100.0	100.0	100.0	100.0	100.0	0.0	100.0	100.0	100.0	0.0	82.3
N		7276	1508	1599	1576	1535	1396	1294	1370	1051	1031	1205	1230	22071

\* SHOW CARD(14)

\*\*\* Keyword: Government, Concern

**Table 1957 Agree or disagree: I have a pretty good understanding of the important political issues facing South Korea**

[Questionnaire] To what extent do you agree or disagree with the following statements?... I feel I have a pretty good understanding of the important political issues facing South Korea

[VAR] POLEFF19

RESPONSE	PUNCH	03-07	2008	2009	2010	2011	2012	2013	2014	2016	2018	2021	2023	TOTAL
Strongly agree	1	1.4	-	-	-	-	-	-	8.2	-	-	-	-	1.0
Agree	2	5.0	-	-	-	-	-	-	26.7	-	-	-	-	3.3
Neither Agree nor Disagree	3	6.8	-	-	-	-	-	-	43.1	-	-	-	-	4.9
Disagree	4	3.5	-	-	-	-	-	-	16.1	-	-	-	-	2.1
Strongly disagree	5	1.1	-	-	-	-	-	-	5.8	-	-	-	-	0.7
Can't choose/NA	-8	0.2	-	-	-	-	-	-	0.1	-	-	-	-	0.1
IAP	-1	82.0	100.0	100.0	100.0	100.0	100.0	100.0	0.0	100.0	100.0	100.0	100.0	87.9
N		7276	1508	1599	1576	1535	1396	1294	1370	1051	1031	1205	1230	22071

\* SHOW CARD(14)

**Table 1958 Agree or disagree: most people in South Korea are better informed about politics and Government than I am**

[Questionnaire] To what extent do you agree or disagree with the following statements?... I think most people in South Korea are Better informed about politics and Government than I am

[VAR] POLEFF20

RESPONSE	PUNCH	03-07	2008	2009	2010	2011	2012	2013	2014	2016	2018	2021	2023	TOTAL
Strongly agree	1	1.8	-	-	-	-	-	-	8.7	-	-	-	-	1.1
Agree	2	6.8	-	-	-	-	-	-	25.8	-	-	-	-	3.9
Neither Agree nor Disagree	3	7.0	-	-	-	-	-	-	45.8	-	-	-	-	5.2
Disagree	4	1.8	-	-	-	-	-	-	16.9	-	-	-	-	1.7
Strongly disagree	5	0.3	-	-	-	-	-	-	2.6	-	-	-	-	0.3
Can't choose/NA	-8	0.2	-	-	-	-	-	-	0.2	-	-	-	-	0.1
IAP	-1	82.0	100.0	100.0	100.0	100.0	100.0	100.0	0.0	100.0	100.0	100.0	100.0	87.8
N		7276	1508	1599	1576	1535	1396	1294	1370	1051	1031	1205	1230	22071

\* SHOW CARD(14)

\*\*\* Keyword: Koreans

**Table 1959 Likelihood of reacting on the National Assembly considering an unjust law**

[Questionnaire] Suppose a law were being considered by the National Assembly that you considered to be unjust or harmful, if such a case arose, how likely is it that you, acting alone or together with others, would be able to try to do something about it?

[VAR] ACTLAW

RESPONSE	PUNCH	03-07	2008	2009	2010	2011	2012	2013	2014	2016	2018	2021	2023	TOTAL
Very likely	1	1.9	-	-	-	-	-	-	4.5	-	-	-	-	0.9
Fairly likely	2	5.8	-	-	-	-	-	-	22.5	-	-	-	-	3.3
Not very likely	3	7.1	-	-	-	-	-	-	47.3	-	-	-	-	5.3
Not at all likely	4	2.8	-	-	-	-	-	-	25.5	-	-	-	-	2.5
Can't choose/NA	-8	0.5	-	-	-	-	-	-	0.1	-	-	-	-	0.2
IAP	-1	82.0	100.0	100.0	100.0	100.0	100.0	100.0	0.0	100.0	100.0	100.0	100.0	87.8
N		7276	1508	1599	1576	1535	1396	1294	1370	1051	1031	1205	1230	22071

\*\*\* Keyword: The National Assembly, Fair



**Table 1960 Likelihood of getting serious attention from the National Assembly for R's reaction**

[Questionnaire] If you made such an effort above, how likely is it that the National Assembly would give serious attention to your demands?

[VAR] AFFCTLAW

RESPONSE	PUNCH	03-07	2008	2009	2010	2011	2012	2013	2014	2016	2018	2021	2023	TOTAL
Very likely	1	0.6	-	-	-	-	-	-	1.6	-	-	-	-	0.3
Fairly likely	2	5.6	-	-	-	-	-	-	22.8	-	-	-	-	3.3
Not very likely	3	8.1	-	-	-	-	-	-	49.5	-	-	-	-	5.7
Not at all likely	4	3.2	-	-	-	-	-	-	26.0	-	-	-	-	2.7
Can't choose/NA	-8	0.4	-	-	-	-	-	-	0.1	-	-	-	-	0.2
IAP	-1	82.0	100.0	100.0	100.0	100.0	100.0	100.0	0.0	100.0	100.0	100.0	100.0	87.9
N		7276	1508	1599	1576	1535	1396	1294	1370	1051	1031	1205	1230	22071

\*\*\* Keyword: The National Assembly, Concern

**Table 1961 Self-identification on political left or right**

[Questionnaire] In politics people sometimes talk of left and right. Where would you place yourself on a scale from 0 to 10 where 0 means the left and 10 means the right?

[VAR] LEFTRIGHT

RESPONSE	PUNCH	03-07	2008	2009	2010	2011	2012	2013	2014	2016	2018	2021	2023	TOTAL
Left	0	-	-	-	-	-	-	-	1.3	-	-	-	0.2	0.1
1	1	-	-	-	-	-	-	-	1.1	-	-	-	0.7	0.1
2	2	-	-	-	-	-	-	-	2.3	-	-	-	2.6	0.3
3	3	-	-	-	-	-	-	-	6.1	-	-	-	5.4	0.7
4	4	-	-	-	-	-	-	-	9.5	-	-	-	5.7	0.9
5	5	-	-	-	-	-	-	-	43.9	-	-	-	26.1	4.2
6	6	-	-	-	-	-	-	-	9.2	-	-	-	18.5	1.6
7	7	-	-	-	-	-	-	-	12.0	-	-	-	14.7	1.6
8	8	-	-	-	-	-	-	-	6.6	-	-	-	13.8	1.2
9	9	-	-	-	-	-	-	-	3.5	-	-	-	3.3	0.4
Right	10	-	-	-	-	-	-	-	4.1	-	-	-	1.8	0.4
Can't choose/NA	-8	-	-	-	-	-	-	-	0.4	-	-	-	7.1	0.4
IAP	-1	100.0	100.0	100.0	100.0	100.0	100.0	100.0	0.0	100.0	100.0	100.0	0.0	88.2
N		7276	1508	1599	1576	1535	1396	1294	1370	1051	1031	1205	1230	22071

\* SHOW CARD

\*\*\* Keyword: Left and Right

**Table 1962 Opinion on allowing religious extremists to hold public meetings**

[Questionnaire] Should religious extremists be allowed to hold public meetings?

[VAR] RELMEET

RESPONSE	PUNCH	03-07	2008	2009	2010	2011	2012	2013	2014	2016	2018	2021	2023	TOTAL
Should definitely be allowed	1	0.3	-	-	-	-	-	-	2.0	-	-	-	-	0.2
Should probably be allowed	2	3.0	-	-	-	-	-	-	14.7	-	-	-	-	1.9
Should probably not be allowed	3	9.2	-	-	-	-	-	-	48.4	-	-	-	-	6.0
Should definitely not be allowed	4	4.5	-	-	-	-	-	-	34.1	-	-	-	-	3.6
Can't choose/NA	-8	1.0	-	-	-	-	-	-	0.7	-	-	-	-	0.4
IAP	-1	82.0	100.0	100.0	100.0	100.0	100.0	100.0	0.0	100.0	100.0	100.0	100.0	87.8
N		7276	1508	1599	1576	1535	1396	1294	1370	1051	1031	1205	1230	22071

\*\*\* Keyword: Religion, Extremist, Public Meetings

**Table 1963 Opinion on allowing people to overthrow government by force to hold public meetings**

[Questionnaire] Should people who want to overthrow the government by force be allowed to hold public meetings?

[VAR] REVMEET

RESPONSE	PUNCH	03-07	2008	2009	2010	2011	2012	2013	2014	2016	2018	2021	2023	TOTAL
Should definitely be allowed	1	0.3	-	-	-	-	-	-	1.8	-	-	-	-	0.2
Should probably be allowed	2	1.4	-	-	-	-	-	-	8.9	-	-	-	-	1.0
Should probably not be allowed	3	8.4	-	-	-	-	-	-	45.4	-	-	-	-	5.6
Should definitely not be allowed	4	7.2	-	-	-	-	-	-	43.6	-	-	-	-	5.1
Can't choose/NA	-8	0.8	-	-	-	-	-	-	0.3	-	-	-	-	0.3
IAP	-1	82.0	100.0	100.0	100.0	100.0	100.0	100.0	0.0	100.0	100.0	100.0	100.0	87.8
N		7276	1508	1599	1576	1535	1396	1294	1370	1051	1031	1205	1230	22071

\*\*\* Keyword: Government, Public Meetings

**Table 1964 Opinion on allowing people prejudiced against any racial or ethnic group to hold public meetings**

[Questionnaire] Should people prejudiced against any racial or ethnic group be allowed to hold public meetings?

[VAR] RACMEET

RESPONSE	PUNCH	03-07	2008	2009	2010	2011	2012	2013	2014	2016	2018	2021	2023	TOTAL
Should definitely be allowed	1	0.2	-	-	-	-	-	-	1.5	-	-	-	-	0.2
Should probably be allowed	2	2.8	-	-	-	-	-	-	13.6	-	-	-	-	1.8
Should probably not be allowed	3	8.8	-	-	-	-	-	-	49.5	-	-	-	-	6.0
Should definitely not be allowed	4	5.3	-	-	-	-	-	-	35.1	-	-	-	-	3.9
Can't choose/NA	-8	0.8	-	-	-	-	-	-	0.2	-	-	-	-	0.3
IAP	-1	82.0	100.0	100.0	100.0	100.0	100.0	100.0	0.0	100.0	100.0	100.0	100.0	87.8
N		7276	1508	1599	1576	1535	1396	1294	1370	1051	1031	1205	1230	22071

\*\*\* Keyword: Ethnic Group, Public Meetings



**Table 1965 Whether a member of a political party**

[Questionnaire] People sometimes belong to different kinds of groups or associations. For each type of group, please indicate whether you belong and actively participate, belong but don't participate, used to belong but do not any more, or have never belong to it... A political party

[VAR] GRPPARTY

RESPONSE	PUNCH	03-07	2008	2009	2010	2011	2012	2013	2014	2016	2018	2021	2023	TOTAL
Belong and actively participate	1	0.2	-	-	-	-	-	-	0.4	-	-	-	-	0.1
Belong but don't participate	2	0.5	-	-	-	-	-	-	4.5	-	-	-	-	0.4
Used to belong	3	1.3	-	-	-	-	-	-	4.5	-	-	-	-	0.7
Never belonged	4	15.9	-	-	-	-	-	-	90.6	-	-	-	-	10.9
Can't choose/NA	-8	0.2	-	-	-	-	-	-	0.0	-	-	-	-	0.1
IAP	-1	82.0	100.0	100.0	100.0	100.0	100.0	100.0	0.0	100.0	100.0	100.0	100.0	87.9
N		7276	1508	1599	1576	1535	1396	1294	1370	1051	1031	1205	1230	22071

\* SHOW CARD(14)

\*\*\* Keyword: Party

**Table 1966 Whether a member of a civic service organization**

[Questionnaire] People sometimes belong to different kinds of groups or associations. For each type of group, please indicate whether you belong and actively participate, belong but don't participate, used to belong but do not any more, or have never belong to it... A civic service organization

[VAR] GRPCIVIL

RESPONSE	PUNCH	03-07	2008	2009	2010	2011	2012	2013	2014	2016	2018	2021	2023	TOTAL
Belong and actively participate	1	0.1	-	-	-	-	-	-	-	-	-	-	-	0.0
Belong but don't participate	2	0.2	-	-	-	-	-	-	-	-	-	-	-	0.1
Used to belong	3	0.7	-	-	-	-	-	-	-	-	-	-	-	0.2
Never belonged	4	16.8	-	-	-	-	-	-	-	-	-	-	-	5.5
Can't choose/NA	-8	0.2	-	-	-	-	-	-	-	-	-	-	-	0.1
IAP	-1	82.0	100.0	100.0	100.0	100.0	100.0	100.0	100.0	100.0	100.0	100.0	100.0	94.1
N		7276	1508	1599	1576	1535	1396	1294	1370	1051	1031	1205	1230	22071

\*\*\* Keyword: Citizen

**Table 1967 Whether a member of a trade union, business, professional occupation**

[Questionnaire] People sometimes belong to different kinds of groups or associations. For each type of group, please indicate whether you belong and actively participate, belong but don't participate, used to belong but do not any more, or have never belong to it... A trade union, business, or professional association

[VAR] GRPWORK

RESPONSE	PUNCH	03-07	2008	2009	2010	2011	2012	2013	2014	2016	2018	2021	2023	TOTAL
Belong and actively participate	1	0.4	-	-	-	-	-	-	1.3	-	-	-	-	0.2
Belong but don't participate	2	0.8	-	-	-	-	-	-	5.9	-	-	-	-	0.6
Used to belong	3	1.3	-	-	-	-	-	-	6.1	-	-	-	-	0.8
Never belonged	4	15.3	-	-	-	-	-	-	86.6	-	-	-	-	10.4
Can't choose/NA	-8	0.2	-	-	-	-	-	-	0.0	-	-	-	-	0.1
IAP	-1	82.0	100.0	100.0	100.0	100.0	100.0	100.0	0.0	100.0	100.0	100.0	100.0	87.8
N		7276	1508	1599	1576	1535	1396	1294	1370	1051	1031	1205	1230	22071

\* SHOW CARD(14)

\*\*\* Keyword: Occupation, Trade Union

**Table 1968 Whether a member of a religious organization**

[Questionnaire] People sometimes belong to different kinds of groups or associations. For each type of group, please indicate whether you belong and actively participate, belong but don't participate, used to belong but do not any more, or have never belong to it... A church or other religious organization

[VAR] GRPRELIG

RESPONSE	PUNCH	03-07	2008	2009	2010	2011	2012	2013	2014	2016	2018	2021	2023	TOTAL
Belong and actively participate	1	1.9	-	-	-	-	-	-	14.7	-	-	-	-	1.5
Belong but don't participate	2	2.4	-	-	-	-	-	-	13.4	-	-	-	-	1.6
Used to belong	3	1.5	-	-	-	-	-	-	8.5	-	-	-	-	1.0
Never belonged	4	12.2	-	-	-	-	-	-	63.4	-	-	-	-	7.9
Can't choose/NA	-8	0.1	-	-	-	-	-	-	0.1	-	-	-	-	0.0
IAP	-1	82.0	100.0	100.0	100.0	100.0	100.0	100.0	0.0	100.0	100.0	100.0	100.0	87.8
N		7276	1508	1599	1576	1535	1396	1294	1370	1051	1031	1205	1230	22071

\* SHOW CARD(14)

\*\*\* Keyword: Religion

**Table 1969 Whether a member of a cultural group**

[Questionnaire] People sometimes belong to different kinds of groups or associations. For each type of group, please indicate whether you belong and actively participate, belong but don't participate, used to belong but do not any more, or have never belong to it... A sports, leisure or cultural group

[VAR] GRPSPRTS

RESPONSE	PUNCH	03-07	2008	2009	2010	2011	2012	2013	2014	2016	2018	2021	2023	TOTAL
Belong and actively participate	1	2.4	-	-	-	-	-	-	14.7	-	-	-	-	1.7
Belong but don't participate	2	1.7	-	-	-	-	-	-	10.3	-	-	-	-	1.2
Used to belong	3	3.1	-	-	-	-	-	-	19.1	-	-	-	-	2.2
Never belonged	4	10.7	-	-	-	-	-	-	55.7	-	-	-	-	7.0
Can't choose/NA	-8	0.2	-	-	-	-	-	-	0.1	-	-	-	-	0.1
IAP	-1	82.0	100.0	100.0	100.0	100.0	100.0	100.0	0.0	100.0	100.0	100.0	100.0	87.8
N		7276	1508	1599	1576	1535	1396	1294	1370	1051	1031	1205	1230	22071

\* SHOW CARD(14)

\*\*\* Keyword: Sport



**Table 1970 Whether a member of an alumni Association**

[Questionnaire] People sometimes belong to different kinds of groups or associations. For each type of group, please indicate whether you belong and actively participate, belong but don't participate, used to belong but do not any more, or have never belong to it... A alumm' Association

[VAR] GRPALUM

RESPONSE	PUNCH	03-07	2008	2009	2010	2011	2012	2013	2014	2016	2018	2021	2023	TOTAL
Belong and actively participate	1	5.1	-	-	-	-	-	-	-	-	-	-	-	1.7
Belong but don't participate	2	5.2	-	-	-	-	-	-	-	-	-	-	-	1.7
Used to belong	3	2.6	-	-	-	-	-	-	-	-	-	-	-	0.9
Never belonged	4	5.1	-	-	-	-	-	-	-	-	-	-	-	1.7
Can't choose/NA	-8	0.1	-	-	-	-	-	-	-	-	-	-	-	0.0
IAP	-1	82.0	100.0	100.0	100.0	100.0	100.0	100.0	100.0	100.0	100.0	100.0	100.0	94.1
N		7276	1508	1599	1576	1535	1396	1294	1370	1051	1031	1205	1230	22071

\*\*\* Keyword: Alumni Association

\*\*\*\* This variable is not included in the ISSP module, but only KGSS included it

**Table 1971 Whether a member of a Hometown Fraternity association**

[Questionnaire] People sometimes belong to different kinds of groups or associations. For each type of group, please indicate whether you belong and actively participate, belong but don't participate, used to belong but do not any more, or have never belong to it... A Hometown Fraternity association

[VAR] GRPHMTN

RESPONSE	PUNCH	03-07	2008	2009	2010	2011	2012	2013	2014	2016	2018	2021	2023	TOTAL
Belong and actively participate	1	1.8	-	-	-	-	-	-	-	-	-	-	-	0.6
Belong but don't participate	2	1.9	-	-	-	-	-	-	-	-	-	-	-	0.6
Used to belong	3	1.3	-	-	-	-	-	-	-	-	-	-	-	0.4
Never belonged	4	12.9	-	-	-	-	-	-	-	-	-	-	-	4.2
Can't choose/NA	-8	0.2	-	-	-	-	-	-	-	-	-	-	-	0.1
IAP	-1	82.0	100.0	100.0	100.0	100.0	100.0	100.0	100.0	100.0	100.0	100.0	100.0	94.1
N		7276	1508	1599	1576	1535	1396	1294	1370	1051	1031	1205	1230	22071

\*\*\*\* This variable is not included in the ISSP module, but only KGSS included it

**Table 1972 Whether a member of a fraternity society**

[Questionnaire] People sometimes belong to different kinds of groups or associations. For each type of group, please indicate whether you belong and actively participate, belong but don't participate, used to belong but do not any more, or have never belong to it... A Fraternity society

[VAR] GRPFRND

RESPONSE	PUNCH	03-07	2008	2009	2010	2011	2012	2013	2014	2016	2018	2021	2023	TOTAL
Belong and actively participate	1	7.2	-	-	-	-	-	-	-	-	-	-	-	2.4
Belong but don't participate	2	3.1	-	-	-	-	-	-	-	-	-	-	-	1.0
Used to belong	3	1.9	-	-	-	-	-	-	-	-	-	-	-	0.6
Never belonged	4	5.7	-	-	-	-	-	-	-	-	-	-	-	1.9
Can't choose/NA	-8	0.2	-	-	-	-	-	-	-	-	-	-	-	0.0
IAP	-1	82.0	100.0	100.0	100.0	100.0	100.0	100.0	100.0	100.0	100.0	100.0	100.0	94.1
N		7276	1508	1599	1576	1535	1396	1294	1370	1051	1031	1205	1230	22071

\*\*\*\*This variable is not included in the ISSP module, but only KGSS included it

**Table 1973 Whether a member of another voluntary association**

[Questionnaire] People sometimes belong to different kinds of groups or associations. For each type of group, please indicate whether you belong and actively participate, belong but don't participate, used to belong but do not any more, or have never belong to it... Another voluntary association

[VAR] GRPOTHER

RESPONSE	PUNCH	03-07	2008	2009	2010	2011	2012	2013	2014	2016	2018	2021	2023	TOTAL
Belong and actively participate	1	3.0	-	-	-	-	-	-	-	-	-	-	-	1.0
Belong but don't participate	2	2.1	-	-	-	-	-	-	-	-	-	-	-	0.7
Used to belong	3	1.2	-	-	-	-	-	-	-	-	-	-	-	0.4
Never belonged	4	11.2	-	-	-	-	-	-	-	-	-	-	-	3.7
Can't choose/NA	-8	0.5	-	-	-	-	-	-	-	-	-	-	-	0.2
IAP	-1	82.0	100.0	100.0	100.0	100.0	100.0	100.0	100.0	100.0	100.0	100.0	100.0	94.1
N		7276	1508	1599	1576	1535	1396	1294	1370	1051	1031	1205	1230	22071

**Table 1974 Whether R is a member of or participates in another voluntary association**

[Questionnaire] People sometimes belong to different kinds of groups or associations. For each type of group, please indicate whether you belong and actively participate, belong but don't participate, used to belong but do not any more, or have never belong to it... Another voluntary association

[VAR] GRPVOLAS

RESPONSE	PUNCH	03-07	2008	2009	2010	2011	2012	2013	2014	2016	2018	2021	2023	TOTAL
Belong and actively participate	1	-	-	-	-	-	-	-	21.6	-	-	-	-	1.3
Belong but don't participate	2	-	-	-	-	-	-	-	12.5	-	-	-	-	0.8
Used to belong	3	-	-	-	-	-	-	-	16.1	-	-	-	-	1.0
Never belonged	4	-	-	-	-	-	-	-	49.6	-	-	-	-	3.1
Can't choose/NA	-8	-	-	-	-	-	-	-	0.1	-	-	-	-	0.0
IAP	-1	100.0	100.0	100.0	100.0	100.0	100.0	100.0	0.0	100.0	100.0	100.0	100.0	93.8
N		7276	1508	1599	1576	1535	1396	1294	1370	1051	1031	1205	1230	22071

\* SHOW CARD



**Table 1975 Political actions: signing the petitions**

[Questionnaire] Here are some different forms of political and social action that people can take. Please indicate, for each one, whether you have done any of these things in the past year. If you have not done it, please indicate whether you might do it or not... Signed a petition

[VAR] SIGNPET

RESPONSE	PUNCH	03-07	2008	2009	2010	2011	2012	2013	2014	2016	2018	2021	2023	TOTAL
Have done it in the past year	1	5.2	—	17.8	—	—	—	—	22.6	19.3	18.3	—	—	6.2
Have done it in the more distant past	2	3.8	—	16.6	—	—	—	—	17.5	15.8	13.0	—	—	4.9
Have not done it but might do it	3	4.9	—	34.5	—	—	—	—	28.7	30.5	34.7	—	—	9.0
Have not done it and would never do it	4	4.0	—	30.6	—	—	—	—	31.1	34.4	34.0	—	—	8.7
Can't choose/NA	-8	0.2	—	0.6	—	—	—	—	0.1	0.0	0.0	—	—	0.1
IAP	-1	82.0	100.0	0.0	100.0	100.0	100.0	100.0	0.0	0.0	0.0	100.0	100.0	71.2
N		7276	1508	1599	1576	1535	1396	1294	1370	1051	1031	1205	1230	22071

\* SHOW CARD(09, 14-18)

\*\*\* Keyword: Signature

\*\*\*\* This variable is not included in the ISSP module, but only 2016 KGSS included it

**Table 1976 Political actions: boycotting certain products**

[Questionnaire] Here are some different forms of political and social action that people can take. Please indicate, for each one, whether you have done any of these things in the past year. If you have not done it, please indicate whether you might do it or not... Boycotted, or deliberately bought, certain products for political, ethical or environmental reasons

[VAR] AVOIDBUY

RESPONSE	PUNCH	03-07	2008	2009	2010	2011	2012	2013	2014	2016	2018	2021	2023	TOTAL
Have done it in the past year	1	2.9	—	8.7	—	—	—	—	13.1	23.7	17.4	—	—	4.3
Have done it in the more distant past	2	2.3	—	8.5	—	—	—	—	13.1	7.7	10.0	—	—	3.0
Have not done it but might do it	3	6.9	—	38.4	—	—	—	—	34.8	32.1	33.6	—	—	10.3
Have not done it and would never do it	4	5.6	—	44.0	—	—	—	—	38.9	36.5	39.1	—	—	11.0
Can't choose/NA	-8	0.3	—	0.4	—	—	—	—	0.2	0.0	0.0	—	—	0.1
IAP	-1	82.0	100.0	0.0	100.0	100.0	100.0	100.0	0.0	0.0	0.0	100.0	100.0	71.2
N		7276	1508	1599	1576	1535	1396	1294	1370	1051	1031	1205	1230	22071

\* SHOW CARD(09, 14-18)

\*\*\* Keyword: Environment

\*\*\*\* This variable is not included in the ISSP module, but only 2016 KGSS included it

**Table 1977 Political actions: attending the protest**

[Questionnaire] Here are some different forms of political and social action that people can take. Please indicate, for each one, whether you have done any of these things in the past year. If you have not done it, please indicate whether you might do it or not... Took part in a demonstration

[VAR] JOINDEM

RESPONSE	PUNCH	03-07	2008	2009	2010	2011	2012	2013	2014	2016	2018	2021	2023	TOTAL
Have done it in the past year	1	1.3	—	4.1	—	—	—	—	3.6	4.9	8.1	—	—	1.6
Have done it in the more distant past	2	2.0	—	9.1	—	—	—	—	9.9	8.3	14.0	—	—	3.0
Have not done it but might do it	3	4.9	—	25.9	—	—	—	—	26.4	31.3	33.8	—	—	8.2
Have not done it and would never do it	4	9.6	—	60.3	—	—	—	—	59.8	55.5	44.1	—	—	15.9
Can't choose/NA	-8	0.3	—	0.6	—	—	—	—	0.2	0.0	0.0	—	—	0.2
IAP	-1	82.0	100.0	0.0	100.0	100.0	100.0	100.0	0.0	0.0	0.0	100.0	100.0	71.2
N		7276	1508	1599	1576	1535	1396	1294	1370	1051	1031	1205	1230	22071

\* SHOW CARD(09, 14-18)

\*\*\*\* This variable is not included in the ISSP module, but only 2016 KGSS included it

**Table 1978 Political actions: attending political rallies**

[Questionnaire] Here are some different forms of political and social action that people can take. Please indicate, for each one, whether you have done any of these things in the past year. If you have not done it, please indicate whether you might do it or not... Attended a political meeting or rally

[VAR] ATTRALLY

RESPONSE	PUNCH	03-07	2008	2009	2010	2011	2012	2013	2014	2016	2018	2021	2023	TOTAL
Have done it in the past year	1	0.8	—	3.3	—	—	—	—	3.0	4.5	6.4	—	—	1.2
Have done it in the more distant past	2	1.3	—	7.1	—	—	—	—	5.8	4.9	8.9	—	—	2.0
Have not done it but might do it	3	4.0	—	20.0	—	—	—	—	25.3	30.3	34.2	—	—	7.4
Have not done it and would never do it	4	11.4	—	69.0	—	—	—	—	65.4	60.2	50.2	—	—	18.0
Can't choose/NA	-8	0.5	—	0.6	—	—	—	—	0.4	0.1	0.2	—	—	0.2
IAP	-1	82.0	100.0	0.0	100.0	100.0	100.0	100.0	0.0	0.0	0.0	100.0	100.0	71.2
N		7276	1508	1599	1576	1535	1396	1294	1370	1051	1031	1205	1230	22071

\* SHOW CARD(09, 14-18)

\*\*\* Keyword: Political Meeting

\*\*\*\* This variable is not included in the ISSP module, but only 2016 KGSS included it



**Table 1979 Political actions: contacting the politicians, or officials**

[Questionnaire] Here are some different forms of political and social action that people can take. Please indicate, for each one, whether you have done any of these things in the past year. If you have not done it, please indicate whether you might do it or not... contacted, or attempted to contact, a politician or a civil servant to express your views

[VAR] CNTCTGOV

RESPONSE	PUNCH	03-07	2008	2009	2010	2011	2012	2013	2014	2016	2018	2021	2023	TOTAL
Have done it in the past year	1	1.0	-	4.5	-	-	-	-	3.9	3.9	4.4	-	-	1.3
Have done it in the more distant past	2	0.9	-	3.6	-	-	-	-	3.9	4.9	4.9	-	-	1.3
Have not done it but might do it	3	5.3	-	25.4	-	-	-	-	29.0	35.9	36.6	-	-	8.8
Have not done it and would never do it	4	10.4	-	65.7	-	-	-	-	62.9	55.3	53.9	-	-	17.2
Can't choose/NA	-8	0.5	-	0.8	-	-	-	-	0.4	0.0	0.2	-	-	0.3
IAP	-1	82.0	100.0	0.0	100.0	100.0	100.0	100.0	0.0	0.0	0.0	100.0	100.0	71.2
N		7276	1508	1599	1576	1535	1396	1294	1370	1051	1031	1205	1230	22071

\* SHOW CARD(09, 14-18)

\*\*\* Keyword: Politician, Civil Servants, Contact

\*\*\*\* This variable is not included in the ISSP module, but only 2016 KGSS included it

**Table 1980 Political actions: donating or fund raising for political purposes**

[Questionnaire] Here are some different forms of political and social action that people can take. Please indicate, for each one, whether you have done any of these things in the past year. If you have not done it, please indicate whether you might do it or not... Donated money or raised funds for a social or political activity

[VAR] POLFUNDS

RESPONSE	PUNCH	03-07	2008	2009	2010	2011	2012	2013	2014	2016	2018	2021	2023	TOTAL
Have done it in the past year	1	2.9	-	13.9	-	-	-	-	17.4	15.4	14.3	-	-	4.4
Have done it in the more distant past	2	2.0	-	14.7	-	-	-	-	11.1	13.3	12.3	-	-	3.6
Have not done it but might do it	3	5.7	-	34.5	-	-	-	-	35.3	31.5	35.9	-	-	9.8
Have not done it and would never do it	4	6.9	-	36.1	-	-	-	-	36.1	39.8	37.4	-	-	10.8
Can't choose/NA	-8	0.5	-	0.8	-	-	-	-	0.2	0.0	0.1	-	-	0.2
IAP	-1	82.0	100.0	0.0	100.0	100.0	100.0	100.0	0.0	0.0	0.0	100.0	100.0	71.2
N		7276	1508	1599	1576	1535	1396	1294	1370	1051	1031	1205	1230	22071

\* SHOW CARD(09, 14-18)

\*\*\* Keyword: Donation

\*\*\*\* This variable is not included in the ISSP module, but only 2016 KGSS included it

**Table 1981 Political actions: contacting the media**

[Questionnaire] Here are some different forms of political and social action that people can take. Please indicate, for each one, whether you have done any of these things in the past year. If you have not done it, please indicate whether you might do it or not... Contacted or appeared in the media to express your views

[VAR] USEMEDIA

RESPONSE	PUNCH	03-07	2008	2009	2010	2011	2012	2013	2014	2016	2018	2021	2023	TOTAL
Have done it in the past year	1	0.3	-	1.7	-	-	-	-	2.6	-	-	-	-	0.4
Have done it in the more distant past	2	0.6	-	2.9	-	-	-	-	2.5	-	-	-	-	0.6
Have not done it but might do it	3	5.5	-	27.8	-	-	-	-	29.8	-	-	-	-	5.7
Have not done it and would never do it	4	11.1	-	66.5	-	-	-	-	64.7	-	-	-	-	12.5
Can't choose/NA	-8	0.4	-	1.1	-	-	-	-	0.4	-	-	-	-	0.2
IAP	-1	82.0	100.0	0.0	100.0	100.0	100.0	100.0	0.0	100.0	100.0	100.0	100.0	80.6
N		7276	1508	1599	1576	1535	1396	1294	1370	1051	1031	1205	1230	22071

\* SHOW CARD(09, 14)

\*\*\* Keyword: Contact

**Table 1982 Political actions: participating in online discussion**

[Questionnaire] Here are some different forms of political and social action that people can take. Please indicate, for each one, whether you have done any of these things in the past year. If you have not done it, please indicate whether you might do it or not... Joined an Internet forum or discussion group

[VAR] INTERPOL

RESPONSE	PUNCH	03-07	2008	2009	2010	2011	2012	2013	2014	2016	2018	2021	2023	TOTAL
Have done it in the past year	1	1.3	-	3.6	-	-	-	-	2.9	-	-	-	-	0.9
Have done it in the more distant past	2	0.3	-	2.6	-	-	-	-	2.6	-	-	-	-	0.4
Have not done it but might do it	3	5.9	-	28.3	-	-	-	-	29.7	-	-	-	-	5.8
Have not done it and would never do it	4	10.1	-	64.4	-	-	-	-	64.6	-	-	-	-	12.0
Can't choose/NA	-8	0.5	-	1.2	-	-	-	-	0.2	-	-	-	-	0.3
IAP	-1	82.0	100.0	0.0	100.0	100.0	100.0	100.0	0.0	100.0	100.0	100.0	100.0	80.6
N		7276	1508	1599	1576	1535	1396	1294	1370	1051	1031	1205	1230	22071

\* SHOW CARD(09, 14)

\*\*\* Keyword: Internet, Discussion



**Table 1983 Political actions: Posting and sharing election materials such as writings, pictures, videos, and audios on the Internet, SNS or KakaoTalk**

[Questionnaire] Here are some different forms of political and social action that people can take. Please indicate, for each one, whether you have done any of these things in the past year. If you have not done it, please indicate whether you might do it or not... Posted and shared election materials such as writings, pictures, videos, and audios on the Internet, SNS or KakaoTalk

[VAR] POLSNS

RESPONSE	PUNCH	03-07	2008	2009	2010	2011	2012	2013	2014	2016	2018	2021	2023	TOTAL
Have done it in the past year	1	-	-	-	-	-	-	-	-	6.9	8.2	-	-	0.7
Have done it in the more distant past	2	-	-	-	-	-	-	-	-	4.0	3.8	-	-	0.4
Have not done it but might do it	3	-	-	-	-	-	-	-	-	20.6	24.1	-	-	2.1
Have not done it and would never do it	4	-	-	-	-	-	-	-	-	68.5	64.0	-	-	6.2
IAP	-1	100.0	100.0	100.0	100.0	100.0	100.0	100.0	100.0	0.0	0.0	100.0	100.0	90.6
N		7276	1508	1599	1576	1535	1396	1294	1370	1051	1031	1205	1230	22071

\* SHOW CARD

\*\*\* Keyword: Election, SNS

**Table 1984 Political actions: Participating in online group activities (ribbon & banner, memorial activity, sharing posts, etc.)**

[Questionnaire] Here are some different forms of political and social action that people can take. Please indicate, for each one, whether you have done any of these things in the past year. If you have not done it, please indicate whether you might do it or not... Participated in online group activities (ribbon & banner, memorial activity, sharing posts, etc.)

[VAR] PARTCYBR

RESPONSE	PUNCH	03-07	2008	2009	2010	2011	2012	2013	2014	2016	2018	2021	2023	TOTAL
Have done it in the past year	1	-	-	-	-	-	-	-	-	11.8	10.9	-	-	1.1
Have done it in the more distant past	2	-	-	-	-	-	-	-	-	8.5	10.7	-	-	0.9
Have not done it but might do it	3	-	-	-	-	-	-	-	-	23.2	26.1	-	-	2.3
Have not done it and would never do it	4	-	-	-	-	-	-	-	-	56.5	52.4	-	-	5.1
IAP	-1	100.0	100.0	100.0	100.0	100.0	100.0	100.0	100.0	0.0	0.0	100.0	100.0	90.6
N		7276	1508	1599	1576	1535	1396	1294	1370	1051	1031	1205	1230	22071

\* SHOW CARD

\*\*\* Keyword: Online, Group Activities

**Table 1985 Political actions: Visiting online community boards, online cafes, and club, web portals, or online news sites, and posting politics-related messages or replying to articles**

[Questionnaire] Here are some different forms of political and social action that people can take. Please indicate, for each one, whether you have done any of these things in the past year. If you have not done it, please indicate whether you might do it or not... Visiting online community boards (DC, Today Humor, Ilbe, Ppomppu, Ruli Web, etc.), online cafes and clubs, portal sites (Naver, Daum, Nate, etc.), or online news sites, and posting politics-related messages or replying to articles

[VAR] POLREPLY

RESPONSE	PUNCH	03-07	2008	2009	2010	2011	2012	2013	2014	2016	2018	2021	2023	TOTAL
Have done it in the past year	1	-	-	-	-	-	-	-	-	7.0	6.8	-	-	0.7
Have done it in the more distant past	2	-	-	-	-	-	-	-	-	3.6	4.0	-	-	0.4
Have not done it but might do it	3	-	-	-	-	-	-	-	-	18.2	21.9	-	-	1.9
Have not done it and would never do it	4	-	-	-	-	-	-	-	-	71.1	67.3	-	-	6.5
IAP	-1	100.0	100.0	100.0	100.0	100.0	100.0	100.0	100.0	0.0	0.0	100.0	100.0	90.6
N		7276	1508	1599	1576	1535	1396	1294	1370	1051	1031	1205	1230	22071

\* SHOW CARD

\*\*\* Keyword: Internet, Politics News

**Table 1986 Frequency to use TV, newspaper, radio, Internet to get political news or information**

[Questionnaire] How often do you use the media, including television, newspapers, radio and the internet, to get political news or information?

[VAR] MEDIAPOL

RESPONSE	PUNCH	03-07	2008	2009	2010	2011	2012	2013	2014	2016	2018	2021	2023	TOTAL
Several times a day	1	-	-	-	-	-	-	-	49.6	-	-	-	48.2	5.8
Once a day	2	-	-	-	-	-	-	-	26.5	-	-	-	26.6	3.1
5-6 days a week	3	-	-	-	-	-	-	-	3.6	-	-	-	10.3	0.8
3-4 days a week	4	-	-	-	-	-	-	-	6.1	-	-	-	7.8	0.8
1-2 days a week	5	-	-	-	-	-	-	-	8.0	-	-	-	4.3	0.7
Less than 1 day a week	6	-	-	-	-	-	-	-	3.0	-	-	-	1.1	0.2
Never	7	-	-	-	-	-	-	-	3.1	-	-	-	1.5	0.3
Can't choose/NA	-8	-	-	-	-	-	-	-	0.1	-	-	-	0.2	0.0
IAP	-1	100.0	100.0	100.0	100.0	100.0	100.0	100.0	0.0	100.0	100.0	100.0	0.0	88.2
N		7276	1508	1599	1576	1535	1396	1294	1370	1051	1031	1205	1230	22071

\* SHOW CARD

\*\*\* Keyword: Political News, Media



**Table 1987 Average number of people that R has contacts within a day**

[Questionnaire] On average, about how many people do you have contact with in a typical week day, including people you live with. We are interested in contact on a one-to-one basis, including everyone with whom you chat, talk, or discuss matters. This can be face-to-face, by telephone, by mail, or on the internet. Please include only people you know

[VAR] CONTACTO

RESPONSE	PUNCH	03-07	2008	2009	2010	2011	2012	2013	2014	2016	2018	2021	2023	TOTAL
0-4 persons	1	-	-	-	-	-	-	-	30.1	-	-	-	-	1.9
5-9	2	-	-	-	-	-	-	-	31.4	-	-	-	-	1.9
10-19	3	-	-	-	-	-	-	-	22.6	-	-	-	-	1.4
20-49	4	-	-	-	-	-	-	-	9.9	-	-	-	-	0.6
50 or more	5	-	-	-	-	-	-	-	5.9	-	-	-	-	0.4
Can't choose/NA	-8	-	-	-	-	-	-	-	0.1	-	-	-	-	0.0
IAP	-1	100.0	100.0	100.0	100.0	100.0	100.0	100.0	0.0	100.0	100.0	100.0	100.0	93.8
N		7276	1508	1599	1576	1535	1396	1294	1370	1051	1031	1205	1230	22071

\* SHOW CARD

\*\*\* Keyword: Contact

**Table 1988 Controversy over the argument of people in the government doing the right thing**

[Questionnaire] To what extent do you agree or disagree with the following statements... Most of the time we can trust people in government to do what is right

[VAR] GOVDOOK

RESPONSE	PUNCH	03-07	2008	2009	2010	2011	2012	2013	2014	2016	2018	2021	2023	TOTAL
Strongly Agree	1	0.2	-	-	3.8	-	-	-	2.0	-	-	-	-	0.5
Agree	2	3.7	-	-	22.3	-	-	-	18.8	-	-	-	-	4.0
Neither Agree nor Disagree	3	5.7	-	-	27.6	-	-	-	34.0	-	-	-	-	6.0
Disagree	4	6.3	-	-	32.2	-	-	-	33.9	-	-	-	-	6.5
Strongly Disagree	5	2.0	-	-	13.1	-	-	-	11.4	-	-	-	-	2.3
Can't choose/NA	-8	0.2	-	-	0.9	-	-	-	0.0	-	-	-	-	0.1
IAP	-1	82.0	100.0	100.0	0.0	100.0	100.0	100.0	0.0	100.0	100.0	100.0	100.0	80.7
N		7276	1508	1599	1576	1535	1396	1294	1370	1051	1031	1205	1230	22071

\* SHOW CARD(10, 14)

\*\* 2010 Questionnaire: Please tell us how much you agree or disagree with each of the following... On the whole we can trust people who work in government to do the right thing

\*\* 2010 RESPONSE: Agree strongly, Agree, Neither/Nor, Disagree, Disagree strongly, CAN'T CHOOSE

\*\*\* Keyword: Government, Trust, Job

**Table 1989 Controversy over the argument of politicians being in politics only for themselves**

[Questionnaire] To what extent do you agree or disagree with the following statements... Most politicians are in politics only for what they can get out of it personally

[VAR] POLGREED

RESPONSE	PUNCH	03-07	2008	2009	2010	2011	2012	2013	2014	2016	2018	2021	2023	TOTAL
Strongly Agree	1	5.0	-	-	33.1	-	-	-	23.1	-	-	-	-	5.4
Agree	2	7.4	-	-	39.3	-	-	-	41.8	-	-	-	-	7.8
Neither Agree nor Disagree	3	3.2	-	-	15.0	-	-	-	22.8	-	-	-	-	3.6
Disagree	4	1.7	-	-	9.0	-	-	-	10.0	-	-	-	-	1.8
Strongly Disagree	5	0.5	-	-	2.7	-	-	-	2.1	-	-	-	-	0.5
Can't choose/NA	-8	0.2	-	-	0.8	-	-	-	0.1	-	-	-	-	0.1
IAP	-1	82.0	100.0	100.0	0.0	100.0	100.0	100.0	0.0	100.0	100.0	100.0	100.0	80.7
N		7276	1508	1599	1576	1535	1396	1294	1370	1051	1031	1205	1230	22071

\* SHOW CARD(10, 14)

\*\* 2010 Questionnaire: Please tell us how much you agree or disagree with each of the following... Most politicians do politics only for themselves

\*\* 2010 RESPONSE: Agree strongly, Agree, Neither/Nor, Disagree, Disagree strongly, CAN'T CHOOSE

\*\*\* Keyword: Politician

**Table 1990 Personal interest level on politics (2004)**

[Questionnaire] How interested would you say you personally are in politics?

[VAR] POLINT04

RESPONSE	PUNCH	03-07	2008	2009	2010	2011	2012	2013	2014	2016	2018	2021	2023	TOTAL
Very interested	1	2.7	-	-	-	-	-	-	7.3	-	-	-	-	1.4
Fairly interested	2	14.7	-	-	-	-	-	-	41.3	-	-	-	-	7.4
Not very interested	3	15.4	-	-	-	-	-	-	38.8	-	-	-	-	7.5
Not at all interested	4	4.6	-	-	-	-	-	-	12.4	-	-	-	-	2.3
Can't choose/NA	-8	0.2	-	-	-	-	-	-	0.2	-	-	-	-	0.1
IAP	-1	62.3	100.0	100.0	100.0	100.0	100.0	100.0	0.0	100.0	100.0	100.0	100.0	81.4
N		7276	1508	1599	1576	1535	1396	1294	1370	1051	1031	1205	1230	22071

\*\*\* Keyword: Concern

**Table 1991 Frequency of discussing politics with friends, relatives or co-workers**

[Questionnaire] When you get together with your friends, relatives or fellow workers, how often do you discuss politics?

[VAR] DISCPOL

RESPONSE	PUNCH	03-07	2008	2009	2010	2011	2012	2013	2014	2016	2018	2021	2023	TOTAL
Often	1	2.3	-	-	-	-	-	-	8.2	-	-	-	-	1.3
Sometimes	2	9.8	-	-	-	-	-	-	46.5	-	-	-	-	6.1
Rarely	3	4.2	-	-	-	-	-	-	31.8	-	-	-	-	3.3
Never	4	1.8	-	-	-	-	-	-	13.6	-	-	-	-	1.4
Can't choose/NA	-8	0.0	-	-	-	-	-	-	0.0	-	-	-	-	0.0
IAP	-1	82.0	100.0	100.0	100.0	100.0	100.0	100.0	0.0	100.0	100.0	100.0	100.0	87.8
N		7276	1508	1599	1576	1535	1396	1294	1370	1051	1031	1205	1230	22071

\*\*\* Keyword: Friends, Workplace, Colleagues



**Table 1992 Frequency of attempting to persuade friends, relatives, or co-workers about politics**

[Questionnaire] When you hold a strong opinion about politics, how often do you try to persuade your friends, relatives or fellow workers to share your views?

[VAR] CHNGEOTH

RESPONSE	PUNCH	03-07	2008	2009	2010	2011	2012	2013	2014	2016	2018	2021	2023	TOTAL
Often	1	1.0	-	-	-	-	-	-	4.1	-	-	-	-	0.6
Sometimes	2	6.3	-	-	-	-	-	-	27.8	-	-	-	-	3.8
Rarely	3	7.5	-	-	-	-	-	-	46.4	-	-	-	-	5.3
Never	4	3.1	-	-	-	-	-	-	21.6	-	-	-	-	2.3
Can't choose/NA	-8	0.2	-	-	-	-	-	-	0.1	-	-	-	-	0.1
IAP	-1	82.0	100.0	100.0	100.0	100.0	100.0	100.0	0.0	100.0	100.0	100.0	100.0	87.8
N		7276	1508	1599	1576	1535	1396	1294	1370	1051	1031	1205	1230	22071

\*\*\* Keyword: Friends, Workplace, Colleagues

**Table 1993 Agree or disagree: Political parties in South Korea encourage people to become active in politics**

[Questionnaire] To what extent do you agree or disagree with the following statements?... Political parties in South Korea encourage people to become active in politics

[VAR] POLACTIVE

RESPONSE	PUNCH	03-07	2008	2009	2010	2011	2012	2013	2014	2016	2018	2021	2023	TOTAL
Strongly Agree	1	0.5	-	-	-	-	-	-	2.1	-	-	-	-	0.3
Agree	2	3.1	-	-	-	-	-	-	13.8	-	-	-	-	1.9
Neither Agree nor Disagree	3	5.3	-	-	-	-	-	-	35.8	-	-	-	-	4.0
Disagree	4	6.9	-	-	-	-	-	-	35.5	-	-	-	-	4.5
Strongly Disagree	5	1.7	-	-	-	-	-	-	12.3	-	-	-	-	1.3
Can't choose/NA	-8	0.5	-	-	-	-	-	-	0.4	-	-	-	-	0.2
IAP	-1	82.0	100.0	100.0	100.0	100.0	100.0	100.0	0.0	100.0	100.0	100.0	100.0	87.9
N		7276	1508	1599	1576	1535	1396	1294	1370	1051	1031	1205	1230	22071

\* SHOW CARD(14)

\*\*\* Keyword: Party

**Table 1994 Agree or disagree: Political parties in South Korea do not give voters real policy choices**

[Questionnaire] To what extent do you agree or disagree with the following statements?... Political parties in South Korea do not give voters real policy choices

[VAR] CHOICES

RESPONSE	PUNCH	03-07	2008	2009	2010	2011	2012	2013	2014	2016	2018	2021	2023	TOTAL
Strongly Agree	1	2.1	-	-	-	-	-	-	9.2	-	-	-	-	1.3
Agree	2	7.7	-	-	-	-	-	-	33.4	-	-	-	-	4.6
Neither Agree nor Disagree	3	4.7	-	-	-	-	-	-	37.8	-	-	-	-	3.9
Disagree	4	2.5	-	-	-	-	-	-	15.8	-	-	-	-	1.8
Strongly Disagree	5	0.5	-	-	-	-	-	-	3.6	-	-	-	-	0.4
Can't choose/NA	-8	0.7	-	-	-	-	-	-	0.3	-	-	-	-	0.2
IAP	-1	82.0	100.0	100.0	100.0	100.0	100.0	100.0	0.0	100.0	100.0	100.0	100.0	87.8
N		7276	1508	1599	1576	1535	1396	1294	1370	1051	1031	1205	1230	22071

\* SHOW CARD(14)

\*\*\* Keyword: Party, Right

**Table 1995 Agree or disagree: Referendums are a good way to decide important political questions**

[Questionnaire] To what extent do you agree or disagree with the following statements?... Referendums are a good way to decide important political questions

[VAR] REFRNDMS

RESPONSE	PUNCH	03-07	2008	2009	2010	2011	2012	2013	2014	2016	2018	2021	2023	TOTAL
Strongly Agree	1	6.7	-	-	-	-	-	-	33.9	-	-	-	-	4.3
Agree	2	7.8	-	-	-	-	-	-	40.3	-	-	-	-	5.1
Neither Agree nor Disagree	3	2.2	-	-	-	-	-	-	17.8	-	-	-	-	1.8
Disagree	4	0.8	-	-	-	-	-	-	7.1	-	-	-	-	0.7
Strongly Disagree	5	0.2	-	-	-	-	-	-	0.8	-	-	-	-	0.1
Can't choose/NA	-8	0.4	-	-	-	-	-	-	0.1	-	-	-	-	0.1
IAP	-1	82.0	100.0	100.0	100.0	100.0	100.0	100.0	0.0	100.0	100.0	100.0	100.0	87.8
N		7276	1508	1599	1576	1535	1396	1294	1370	1051	1031	1205	1230	22071

\* SHOW CARD(14)

\*\*\* Keyword: Referendum, Decision

**Table 1996 Opinion on the power of UN**

[Questionnaire] Thinking about the United Nations(UN), which comes closest to your view?

[VAR] UNPOWER

RESPONSE	PUNCH	03-07	2008	2009	2010	2011	2012	2013	2014	2016	2018	2021	2023	TOTAL
UN has too much power	1	4.7	-	-	-	-	-	-	-	-	-	-	-	1.5
UN has about the right amount of power	2	6.4	-	-	-	-	-	-	-	-	-	-	-	2.1
UN has too little power	3	4.4	-	-	-	-	-	-	-	-	-	-	-	1.4
DON'T KNOW WHAT UN IS	4	1.7	-	-	-	-	-	-	-	-	-	-	-	0.6
Can't choose/NA	-8	0.9	-	-	-	-	-	-	-	-	-	-	-	0.3
IAP	-1	82.0	100.0	100.0	100.0	100.0	100.0	100.0	100.0	100.0	100.0	100.0	100.0	94.1
N		7276	1508	1599	1576	1535	1396	1294	1370	1051	1031	1205	1230	22071

\*\*\* Keyword: The UN



**Table 1997 Opinion on the intervention of UN if a country violates human rights**

[Questionnaire] Which of these two statements about UN comes closer to your view?

[VAR] UNRGHTS

RESPONSE	PUNCH	03-07	2008	2009	2010	2011	2012	2013	2014	2016	2018	2021	2023	TOTAL
If a country seriously violates human rights, UN should intervene	1	11.0	-	-	-	-	-	-	-	-	-	-	-	3.6
Even if human rights are seriously violated, the country's sovereignty must be respected, and UN should not intervene	2	4.6	-	-	-	-	-	-	-	-	-	-	-	1.5
DON'T KNOW WHAT UN IS	3	1.7	-	-	-	-	-	-	-	-	-	-	-	0.6
Can't choose/NA	-8	0.7	-	-	-	-	-	-	-	-	-	-	-	0.2
IAP	-1	82.0	100.0	100.0	100.0	100.0	100.0	100.0	100.0	100.0	100.0	100.0	100.0	94.1
N		7276	1508	1599	1576	1535	1396	1294	1370	1051	1031	1205	1230	22071

\*\*\* Keyword: The UN

**Table 1998 Opinion on who should be involved in the decision-making process of international organizations**

[Questionnaire] Which of these two statements comes closer to your view?

[VAR] GOVNGOS

RESPONSE	PUNCH	03-07	2008	2009	2010	2011	2012	2013	2014	2016	2018	2021	2023	TOTAL
In international organizations, decisions should be left to national government representatives	1	9.9	-	-	-	-	-	-	-	-	-	-	-	3.3
In international organizations, citizens' organizations should be involved directly in the decision-making process	2	6.2	-	-	-	-	-	-	-	-	-	-	-	2.1
Can't choose/NA	-8	2.0	-	-	-	-	-	-	-	-	-	-	-	0.6
IAP	-1	82.0	100.0	100.0	100.0	100.0	100.0	100.0	100.0	100.0	100.0	100.0	100.0	94.1
N		7276	1508	1599	1576	1535	1396	1294	1370	1051	1031	1205	1230	22071

\*\*\* Keyword: Government, International Organizations

**Table 1999 2014 Transparency of the counting and reporting of the votes of the national election in 2004**

[Questionnaire] Thinking of the last April's national election in South Korea, how honest was it regarding the counting and reporting of the votes?

[VAR] ELECVOTE

RESPONSE	PUNCH	03-07	2008	2009	2010	2011	2012	2013	2014	2016	2018	2021	2023	TOTAL
Very honest	1	4.3	-	-	-	-	-	-	-	-	-	-	-	1.4
Somewhat honest	2	8.7	-	-	-	-	-	-	-	-	-	-	-	2.9
Neither honest nor dishonest	3	2.8	-	-	-	-	-	-	-	-	-	-	-	0.9
Somewhat dishonest	4	1.5	-	-	-	-	-	-	-	-	-	-	-	0.5
Very dishonest	5	0.1	-	-	-	-	-	-	-	-	-	-	-	0.0
Can't choose/NA	-8	0.5	-	-	-	-	-	-	-	-	-	-	-	0.2
IAP	-1	82.0	100.0	100.0	100.0	100.0	100.0	100.0	100.0	100.0	100.0	100.0	100.0	94.1
N		7276	1508	1599	1576	1535	1396	1294	1370	1051	1031	1205	1230	22071

\*\*\* Keyword: Member of the National Assembly, Election, Referendum

**Table 2000 Fairness of the opportunities for candidates and parties to campaign in the national election in 2004**

[Questionnaire] Thinking of the last April's national election in South Korea, how fair was it regarding the opportunities of the candidates and parties to campaign?

[VAR] ELECFAIR

RESPONSE	PUNCH	03-07	2008	2009	2010	2011	2012	2013	2014	2016	2018	2021	2023	TOTAL
Very fair	1	1.3	-	-	-	-	-	-	-	-	-	-	-	0.4
Somewhat fair	2	8.9	-	-	-	-	-	-	-	-	-	-	-	2.9
Neither fair nor unfair	3	3.4	-	-	-	-	-	-	-	-	-	-	-	1.1
Somewhat unfair	4	3.2	-	-	-	-	-	-	-	-	-	-	-	1.0
Very unfair	5	0.4	-	-	-	-	-	-	-	-	-	-	-	0.1
Can't choose/NA	-8	0.7	-	-	-	-	-	-	-	-	-	-	-	0.2
IAP	-1	82.0	100.0	100.0	100.0	100.0	100.0	100.0	100.0	100.0	100.0	100.0	100.0	94.1
N		7276	1508	1599	1576	1535	1396	1294	1370	1051	1031	1205	1230	22071

\*\*\* Keyword: Fair, Party, Member of the National Assembly, Election

**Table 2001 2014 Transparency of the counting and reporting of the votes of the Nationwide Local Elections**

[Questionnaire] Thinking of the Nationwide Local Elections held on June 4 this year, how transparent was it regarding the counting and reporting of the votes?

[VAR] ELECVOT14

RESPONSE	PUNCH	03-07	2008	2009	2010	2011	2012	2013	2014	2016	2018	2021	2023	TOTAL
Very honest	1	-	-	-	-	-	-	-	20.3	-	-	-	-	1.3
Somewhat honest	2	-	-	-	-	-	-	-	41.2	-	-	-	-	2.6
Neither honest nor dishonest	3	-	-	-	-	-	-	-	25.9	-	-	-	-	1.6
Somewhat dishonest	4	-	-	-	-	-	-	-	10.1	-	-	-	-	0.6
Very dishonest	5	-	-	-	-	-	-	-	2.1	-	-	-	-	0.1
Can't choose/NA	-8	-	-	-	-	-	-	-	0.4	-	-	-	-	0.0
IAP	-1	100.0	100.0	100.0	100.0	100.0	100.0	100.0	0.0	100.0	100.0	100.0	100.0	93.8
N		7276	1508	1599	1576	1535	1396	1294	1370	1051	1031	1205	1230	22071

\*\*\* Keyword: Referendum, Transparency



**Table 2002 2014 Fairness of the opportunities for candidates and parties to campaign in the Nationwide Local Elections**

[Questionnaire] Thinking of the Nationwide Local Elections held on June 4 this year, how fair was it regarding the opportunities of the candidates and parties to campaign?

[VAR] ELECFAI14

RESPONSE	PUNCH	03-07	2008	2009	2010	2011	2012	2013	2014	2016	2018	2021	2023	TOTAL
Very fair	1	-	-	-	-	-	-	-	11.7	-	-	-	-	0.7
Somewhat fair	2	-	-	-	-	-	-	-	42.6	-	-	-	-	2.6
Neither fair nor unfair	3	-	-	-	-	-	-	-	32.0	-	-	-	-	2.0
Somewhat unfair	4	-	-	-	-	-	-	-	11.2	-	-	-	-	0.7
Very unfair	5	-	-	-	-	-	-	-	2.1	-	-	-	-	0.1
Can't choose/NA	-8	-	-	-	-	-	-	-	0.5	-	-	-	-	0.0
IAP	-1	100.0	100.0	100.0	100.0	100.0	100.0	100.0	0.0	100.0	100.0	100.0	100.0	93.8
N		7276	1508	1599	1576	1535	1396	1294	1370	1051	1031	1205	1230	22071

\*\*\* Keyword: Election, Opportunity, Fair

**Table 2003 Assessment on the commitment of the public service**

[Questionnaire] Thinking of the public service in South Korea, how committed is it to serve the people?

[VAR] SERVEPEO

RESPONSE	PUNCH	03-07	2008	2009	2010	2011	2012	2013	2014	2016	2018	2021	2023	TOTAL
Very committed	1	0.6	-	-	-	-	-	-	6.1	-	-	-	4.8	0.9
Somewhat committed	2	6.3	-	-	-	-	-	-	42.5	-	-	-	55.6	7.8
Not very committed	3	9.3	-	-	-	-	-	-	45.3	-	-	-	33.3	7.7
Not at all committed	4	1.4	-	-	-	-	-	-	6.1	-	-	-	4.8	1.1
Can't choose/NA	-8	0.3	-	-	-	-	-	-	0.1	-	-	-	1.5	0.2
IAP	-1	82.0	100.0	100.0	100.0	100.0	100.0	100.0	0.0	100.0	100.0	100.0	0.0	82.3
N		7276	1508	1599	1576	1535	1396	1294	1370	1051	1031	1205	1230	22071

\*\*\* Keyword: Public Service

**Table 2004 Likelihood of correcting the serious mistakes of public services**

[Questionnaire] When the public service makes serious mistakes in South Korea, how likely is it that they will be corrected?

[VAR] FIXMISTK

RESPONSE	PUNCH	03-07	2008	2009	2010	2011	2012	2013	2014	2016	2018	2021	2023	TOTAL
Very likely	1	0.5	-	-	-	-	-	-	-	-	-	-	-	0.2
Somewhat likely	2	3.8	-	-	-	-	-	-	-	-	-	-	-	1.3
Not very likely	3	11.8	-	-	-	-	-	-	-	-	-	-	-	3.9
Not at all likely	4	1.6	-	-	-	-	-	-	-	-	-	-	-	0.5
Can't choose/NA	-8	0.4	-	-	-	-	-	-	-	-	-	-	-	0.1
IAP	-1	82.0	100.0	100.0	100.0	100.0	100.0	100.0	100.0	100.0	100.0	100.0	100.0	94.1
N		7276	1508	1599	1576	1535	1396	1294	1370	1051	1031	1205	1230	22071

\*\*\* Keyword: Public Service

**Table 2005 Assessment on the corruption in the public service**

[Questionnaire] How widespread do you think corruption is in the public service in South Korea?

[VAR] CORRUPTN

RESPONSE	PUNCH	03-07	2008	2009	2010	2011	2012	2013	2014	2016	2018	2021	2023	TOTAL
Hardly anyone is involved	1	0.2	-	-	-	-	-	-	2.4	-	-	-	2.5	0.4
A small number of people are involved	2	3.4	-	-	-	-	-	-	19.6	-	-	-	29.8	4.0
A moderate number of people are involved	3	5.9	-	-	-	-	-	-	36.1	-	-	-	39.9	6.4
A lot of people are involved	4	6.7	-	-	-	-	-	-	33.1	-	-	-	24.4	5.6
Almost everyone is involved	5	1.5	-	-	-	-	-	-	8.4	-	-	-	2.6	1.2
Can't choose/NA	-8	0.3	-	-	-	-	-	-	0.4	-	-	-	0.8	0.2
IAP	-1	82.0	100.0	100.0	100.0	100.0	100.0	100.0	0.0	100.0	100.0	100.0	0.0	82.3
N		7276	1508	1599	1576	1535	1396	1294	1370	1051	1031	1205	1230	22071

\*\*\* Keyword: Public Service, Corruption

**Table 2006 Assessment on the democracy in Korea**

[Questionnaire] On the whole, how well do you think democracy works in South Korea? A score of 0 indicates a very poorly working, which a score of 10 indicates a very well working

[VAR] DEMENTDAY

RESPONSE	PUNCH	03-07	2008	2009	2010	2011	2012	2013	2014	2016	2018	2021	2023	TOTAL
Very Poorly	0	0.2	-	-	-	-	-	-	1.2	-	-	-	0.2	0.2
1	1	0.1	-	-	-	-	-	-	1.4	-	-	-	0.5	0.2
2	2	0.5	-	-	-	-	-	-	2.4	-	-	-	0.2	0.3
3	3	1.0	-	-	-	-	-	-	7.8	-	-	-	1.8	0.9
4	4	1.8	-	-	-	-	-	-	9.9	-	-	-	3.9	1.4
5	5	4.3	-	-	-	-	-	-	23.1	-	-	-	12.1	3.5
6	6	3.8	-	-	-	-	-	-	19.0	-	-	-	17.8	3.4
7	7	3.8	-	-	-	-	-	-	20.3	-	-	-	33.5	4.4
8	8	1.7	-	-	-	-	-	-	10.1	-	-	-	25.7	2.6
9	9	0.3	-	-	-	-	-	-	1.8	-	-	-	3.7	0.4
Very Well	10	0.3	-	-	-	-	-	-	2.6	-	-	-	0.5	0.3
Can't choose/NA	-8	0.3	-	-	-	-	-	-	0.3	-	-	-	0.2	0.1
IAP	-1	82.0	100.0	100.0	100.0	100.0	100.0	100.0	0.0	100.0	100.0	100.0	0.0	82.3
N		7276	1508	1599	1576	1535	1396	1294	1370	1051	1031	1205	1230	22071

\* SHOW CARD(14)

\*\*\* Keyword: Democracy



**Table 2007 Assessment on the democracy in Korea 10 years ago**

[Questionnaire] And what about 10 years ago? How well did democracy work in South Korea then?

[VAR] DEM10PST

RESPONSE	PUNCH	03-07	2008	2009	2010	2011	2012	2013	2014	2016	2018	2021	2023	TOTAL
Very Poorly	0	0.9	-	-	-	-	-	-	2.6	-	-	-	0.2	0.5
1	1	1.4	-	-	-	-	-	-	3.8	-	-	-	0.2	0.7
2	2	2.0	-	-	-	-	-	-	8.0	-	-	-	1.3	1.2
3	3	3.4	-	-	-	-	-	-	16.3	-	-	-	4.5	2.4
4	4	3.3	-	-	-	-	-	-	18.7	-	-	-	6.3	2.6
5	5	3.8	-	-	-	-	-	-	23.4	-	-	-	17.5	3.7
6	6	1.3	-	-	-	-	-	-	9.9	-	-	-	24.4	2.4
7	7	0.9	-	-	-	-	-	-	9.1	-	-	-	26.1	2.3
8	8	0.5	-	-	-	-	-	-	4.4	-	-	-	16.1	1.3
9	9	0.1	-	-	-	-	-	-	1.7	-	-	-	2.3	0.3
Very Well	10	0.1	-	-	-	-	-	-	1.6	-	-	-	0.5	0.2
Can't choose/NA	-8	0.4	-	-	-	-	-	-	0.5	-	-	-	0.6	0.2
IAP	-1	82.0	100.0	100.0	100.0	100.0	100.0	100.0	0.0	100.0	100.0	100.0	0.0	82.3
N		7276	1508	1599	1576	1535	1396	1294	1370	1051	1031	1205	1230	22071

\* SHOW CARD(14)

**Table 2008 Assessment on the democracy in Korea 10 years from now**

[Questionnaire] And how about 10 years from now? How well do you think democracy will work in South Korea then?

[VAR] DEM10FUT

RESPONSE	PUNCH	03-07	2008	2009	2010	2011	2012	2013	2014	2016	2018	2021	2023	TOTAL
Very Poorly	0	0.1	-	-	-	-	-	-	1.1	-	-	-	0.3	0.1
1	1	0.1	-	-	-	-	-	-	1.2	-	-	-	0.2	0.1
2	2	0.1	-	-	-	-	-	-	1.7	-	-	-	0.2	0.1
3	3	0.4	-	-	-	-	-	-	4.1	-	-	-	1.8	0.5
4	4	0.3	-	-	-	-	-	-	4.4	-	-	-	2.2	0.5
5	5	1.6	-	-	-	-	-	-	15.6	-	-	-	7.1	1.9
6	6	1.8	-	-	-	-	-	-	11.1	-	-	-	13.2	2.0
7	7	4.1	-	-	-	-	-	-	20.5	-	-	-	28.2	4.2
8	8	4.5	-	-	-	-	-	-	19.7	-	-	-	32.3	4.5
9	9	2.9	-	-	-	-	-	-	13.6	-	-	-	11.8	2.5
Very Well	10	1.5	-	-	-	-	-	-	6.6	-	-	-	1.7	1.0
Can't choose/NA	-8	0.6	-	-	-	-	-	-	0.6	-	-	-	1.0	0.3
IAP	-1	82.0	100.0	100.0	100.0	100.0	100.0	100.0	0.0	100.0	100.0	100.0	0.0	82.3
N		7276	1508	1599	1576	1535	1396	1294	1370	1051	1031	1205	1230	22071

\* SHOW CARD(14)

**Table 2009 Opinion on the government's authority to restrict democratic rights**

[Questionnaire] Here are some views regarding South Korean political system. Which of these statements is closer to your view?

[VAR] DEMRGHTS

RESPONSE	PUNCH	03-07	2008	2009	2010	2011	2012	2013	2014	2016	2018	2021	2023	TOTAL
Under no circumstances should democratic rights be restricted by the government	1	8.2	-	-	-	-	-	-	-	-	-	-	-	2.7
When the government thinks it is necessary it should restrict democratic rights	2	9.0	-	-	-	-	-	-	-	-	-	-	-	3.0
Can't choose/NA	-8	0.8	-	-	-	-	-	-	-	-	-	-	-	0.3
IAP	-1	82.0	100.0	100.0	100.0	100.0	100.0	100.0	100.0	100.0	100.0	100.0	100.0	94.1
N		7276	1508	1599	1576	1535	1396	1294	1370	1051	1031	1205	1230	22071

\*\*\* Keyword: South Korean Politics

**Table 2010 The people, and not politicians, should make our most important policy decisions**

[Questionnaire] To what extent do you agree or disagree with the following statements?.... The people, and not politicians, should make our most important policy decisions.

[VAR] PEOPLEDEC

RESPONSE	PUNCH	03-07	2008	2009	2010	2011	2012	2013	2014	2016	2018	2021	2023	TOTAL
Strongly agree	1	-	-	-	-	-	-	-	-	-	-	16.4	11.6	1.5
Agree	2	-	-	-	-	-	-	-	-	-	-	47.3	46.3	5.2
Neither agree nor disagree	3	-	-	-	-	-	-	-	-	-	-	27.7	28.1	3.1
Disagree	4	-	-	-	-	-	-	-	-	-	-	7.5	12.4	1.1
Strongly Disagree	5	-	-	-	-	-	-	-	-	-	-	0.5	1.2	0.1
Can't choose/NA	-8	-	-	-	-	-	-	-	-	-	-	0.5	0.4	0.0
IAP	-1	100.0	100.0	100.0	100.0	100.0	100.0	100.0	100.0	100.0	100.0	0.0	0.0	89.0
N		7276	1508	1599	1576	1535	1396	1294	1370	1051	1031	1205	1230	22071

\*\*\* Keyword: Citizens, Politician

**Table 2011 The difference between the elite and the people**

[Questionnaire] To what extent do you agree or disagree with the following?.... The difference in the political perspective between the elite and the people is greater than the difference in the perspective between the people.

[VAR] ELITEDIF

RESPONSE	PUNCH	03-07	2008	2009	2010	2011	2012	2013	2014	2016	2018	2021	2023	TOTAL
Strongly agree	1	-	-	-	-	-	-	-	-	-	-	6.1	-	0.3
Somewhat agree	2	-	-	-	-	-	-	-	-	-	-	42.0	-	2.3
Neither agree nor disagree	3	-	-	-	-	-	-	-	-	-	-	42.6	-	2.3
Somewhat disagree	4	-	-	-	-	-	-	-	-	-	-	6.4	-	0.3
Strongly Disagree	5	-	-	-	-	-	-	-	-	-	-	0.2	-	0.0
Can't choose/NA	-8	-	-	-	-	-	-	-	-	-	-	2.7	-	0.1
IAP	-1	100.0	100.0	100.0	100.0	100.0	100.0	100.0	100.0	100.0	100.0	0.0	100.0	94.5
N		7276	1508	1599	1576	1535	1396	1294	1370	1051	1031	1205	1230	22071

\*\*\* Keyword: Citizens, Elite, Politics



**Table 2012 Perception of conflict between ordinary citizens and powerful groups**

[Questionnaire] To what extent do you agree or disagree with the following statements?... There is a conflict between the ordinary people and those in power in Korea.

[VAR] UPPERCL1

RESPONSE	PUNCH	03-07	2008	2009	2010	2011	2012	2013	2014	2016	2018	2021	2023	TOTAL
Strongly agree	1	-	-	-	-	-	-	-	-	-	-	-	13.9	0.8
Agree	2	-	-	-	-	-	-	-	-	-	-	-	51.5	2.9
Neither agree nor disagree	3	-	-	-	-	-	-	-	-	-	-	-	27.1	1.5
Disagree	4	-	-	-	-	-	-	-	-	-	-	-	7.2	0.4
Strongly Disagree	5	-	-	-	-	-	-	-	-	-	-	-	0.2	0.0
Can't choose/NA	-8	-	-	-	-	-	-	-	-	-	-	-	0.2	0.0
IAP	-1	100.0	100.0	100.0	100.0	100.0	100.0	100.0	100.0	100.0	100.0	100.0	0.0	94.4
N		7276	1508	1599	1576	1535	1396	1294	1370	1051	1031	1205	1230	22071

\*\*\* Keyword: Social Class, Conflict

**Table 2013 Perception of Businessperson**

[Questionnaire] To what extent do you agree or disagree with the following statements?... Business leaders make their money at the expense of ordinary people.

[VAR] UPPERCL2

RESPONSE	PUNCH	03-07	2008	2009	2010	2011	2012	2013	2014	2016	2018	2021	2023	TOTAL
Strongly agree	1	-	-	-	-	-	-	-	-	-	-	-	6.6	0.4
Agree	2	-	-	-	-	-	-	-	-	-	-	-	40.4	2.3
Neither agree nor disagree	3	-	-	-	-	-	-	-	-	-	-	-	35.2	2.0
Disagree	4	-	-	-	-	-	-	-	-	-	-	-	15.9	0.9
Strongly Disagree	5	-	-	-	-	-	-	-	-	-	-	-	1.5	0.1
Can't choose/NA	-8	-	-	-	-	-	-	-	-	-	-	-	0.3	0.0
IAP	-1	100.0	100.0	100.0	100.0	100.0	100.0	100.0	100.0	100.0	100.0	100.0	0.0	94.4
N		7276	1508	1599	1576	1535	1396	1294	1370	1051	1031	1205	1230	22071

\*\*\* Keyword: Social Class, Sacrifice

**Table 2014 Perception of expert opinion**

[Questionnaire] To what extent do you agree or disagree with the following statements?... It is better to rely on the opinions of experts than the experiences of ordinary people.

[VAR] UPPERCL3

RESPONSE	PUNCH	03-07	2008	2009	2010	2011	2012	2013	2014	2016	2018	2021	2023	TOTAL
Strongly agree	1	-	-	-	-	-	-	-	-	-	-	-	6.9	0.4
Agree	2	-	-	-	-	-	-	-	-	-	-	-	40.8	2.3
Neither agree nor disagree	3	-	-	-	-	-	-	-	-	-	-	-	36.3	2.0
Disagree	4	-	-	-	-	-	-	-	-	-	-	-	14.8	0.8
Strongly Disagree	5	-	-	-	-	-	-	-	-	-	-	-	0.8	0.0
Can't choose/NA	-8	-	-	-	-	-	-	-	-	-	-	-	0.3	0.0
IAP	-1	100.0	100.0	100.0	100.0	100.0	100.0	100.0	100.0	100.0	100.0	100.0	0.0	94.4
N		7276	1508	1599	1576	1535	1396	1294	1370	1051	1031	1205	1230	22071

\*\*\* Keyword: Social Class, Professional

**Table 2015 Awareness of media reporting bias**

[Questionnaire] To what extent do you agree or disagree with the statement that media coverage about politics in Korea is biased?

[VAR] MEDIABIA

RESPONSE	PUNCH	03-07	2008	2009	2010	2011	2012	2013	2014	2016	2018	2021	2023	TOTAL
Strongly agree	1	-	-	-	-	-	-	-	-	-	-	-	12.3	0.7
Agree	2	-	-	-	-	-	-	-	-	-	-	-	52.3	2.9
Neither agree nor disagree	3	-	-	-	-	-	-	-	-	-	-	-	31.3	1.7
Disagree	4	-	-	-	-	-	-	-	-	-	-	-	3.3	0.2
Strongly Disagree	5	-	-	-	-	-	-	-	-	-	-	-	0.1	0.0
Can't choose/NA	-8	-	-	-	-	-	-	-	-	-	-	-	0.7	0.0
IAP	-1	100.0	100.0	100.0	100.0	100.0	100.0	100.0	100.0	100.0	100.0	100.0	0.0	94.4
N		7276	1508	1599	1576	1535	1396	1294	1370	1051	1031	1205	1230	22071

\*\*\* Keyword: Press, Bias

## ISSP 2005 Work Orientation

**Table 2016 Whether R has a job**

[Questionnaire] Do you have a job that provides income?

[VAR] INCMR

RESPONSE	PUNCH	03-07	2008	2009	2010	2011	2012	2013	2014	2016	2018	2021	2023	TOTAL
Yes	1	57.6	58.1	58.8	59.8	60.4	58.5	53.6	58.1	58.2	60.2	65.4	68.0	59.1
No	2	42.4	41.9	41.2	40.2	39.6	41.5	46.4	41.9	41.8	39.8	34.6	32.0	40.9
Can't choose/NA	-8	0.0	0.0	0.0	0.1	0.0	0.0	0.0	0.0	0.0	0.0	0.0	0.0	0.0
IAP	-1	0.0	0.0	0.0	0.0	0.0	0.0	0.0	0.0	0.0	0.0	0.0	0.0	0.0
N		7276	1508	1599	1576	1535	1396	1294	1370	1051	1031	1205	1230	22071

\* SHOW CARD(16, 18)

\*\*\* Keyword: Job



**Table 2017 Continuous employment for at least one year (if unemployed)**

[Questionnaire] Were you employed continuously for at least one year?

[VAR] UNWKEXA

RESPONSE	PUNCH	03-07	2008	2009	2010	2011	2012	2013	2014	2016	2018	2021	2023	TOTAL
Yes	1	9.7	-	-	-	-	-	-	-	-	-	-	-	3.2
No	2	7.7	-	-	-	-	-	-	-	-	-	-	-	2.5
Can't choose/NA	-8	0.0	-	-	-	-	-	-	-	-	-	-	-	0.0
IAP	-1	82.6	100.0	100.0	100.0	100.0	100.0	100.0	100.0	100.0	100.0	100.0	100.0	94.3
N		7276	1508	1599	1576	1535	1396	1294	1370	1051	1031	1205	1230	22071

\*\* 2005 Questionnaire: Have you ever had a paid job for one year or more?

\*\*\* Keyword: Job

**Table 2018 The year R quit his/her job (if unemployed but has working experience over a year)**

[Questionnaire] When did your last paid job end?

[VAR] UNQUITYR

RESPONSE	PUNCH	03-07	2008	2009	2010	2011	2012	2013	2014	2016	2018	2021	2023	TOTAL
1950-1959	1	0.0	-	-	-	-	-	-	-	-	-	-	-	0.0
1960-1969	2	0.0	-	-	-	-	-	-	-	-	-	-	-	0.0
1970-1979	3	0.2	-	-	-	-	-	-	-	-	-	-	-	0.1
1980-1989	4	0.5	-	-	-	-	-	-	-	-	-	-	-	0.2
1990-1999	5	1.8	-	-	-	-	-	-	-	-	-	-	-	0.6
2000-2009	6	3.1	-	-	-	-	-	-	-	-	-	-	-	1.0
Can't choose/NA	7	0.1	-	-	-	-	-	-	-	-	-	-	-	0.0
IAP	-1	94.3	100.0	100.0	100.0	100.0	100.0	100.0	100.0	100.0	100.0	100.0	100.0	98.1
N		7276	1508	1599	1576	1535	1396	1294	1370	1051	1031	1205	1230	22071

\*\*\* Keyword: Job

**Table 2019 Reason R quit the job (if unemployed but has working experience over a year)**

[Questionnaire] What was the main reason that your job ended?

[VAR] UNWHY

RESPONSE	PUNCH	03-07	2008	2009	2010	2011	2012	2013	2014	2016	2018	2021	2023	TOTAL
I reached retirement age	1	1.0	-	-	-	-	-	-	-	-	-	-	-	0.3
I retired early, by choice	2	0.1	-	-	-	-	-	-	-	-	-	-	-	0.0
I had to retire early	3	0.2	-	-	-	-	-	-	-	-	-	-	-	0.1
I became (permanently) disabled	4	0.5	-	-	-	-	-	-	-	-	-	-	-	0.2
My place of work shut down	5	0.4	-	-	-	-	-	-	-	-	-	-	-	0.1
I was dismissed	6	0.1	-	-	-	-	-	-	-	-	-	-	-	0.0
My term of employment/contract ended	7	0.2	-	-	-	-	-	-	-	-	-	-	-	0.1
Family responsibilities	8	1.2	-	-	-	-	-	-	-	-	-	-	-	0.4
I got married	9	0.8	-	-	-	-	-	-	-	-	-	-	-	0.3
OTHER	77	1.2	-	-	-	-	-	-	-	-	-	-	-	0.4
Can't choose/NA	-8	0.0	-	-	-	-	-	-	-	-	-	-	-	0.0
IAP	-1	94.3	100.0	100.0	100.0	100.0	100.0	100.0	100.0	100.0	100.0	100.0	100.0	98.1
N		7276	1508	1599	1576	1535	1396	1294	1370	1051	1031	1205	1230	22071

\*\*\* Keyword: Job

**Table 2020 Intention to have a job (if unemployed)**

[Questionnaire] Would you like to have a paid job, either now or in the future?

[VAR] UNJOBINT

RESPONSE	PUNCH	03-07	2008	2009	2010	2011	2012	2013	2014	2016	2018	2021	2023	TOTAL
Yes	1	5.9	-	-	-	-	-	-	-	-	-	-	-	1.9
No	2	3.6	-	-	-	-	-	-	-	-	-	-	-	1.2
Can't choose/NA	-8	0.1	-	-	-	-	-	-	-	-	-	-	-	0.0
IAP	-1	90.4	100.0	100.0	100.0	100.0	100.0	100.0	100.0	100.0	100.0	100.0	100.0	96.8
N		7276	1508	1599	1576	1535	1396	1294	1370	1051	1031	1205	1230	22071

\*\*\* Keyword: Job

**Table 2021 Likelihood of having a job (if unemployed but willing to have a job)**

[Questionnaire] (IF RESPONDENT WANTS A PAID JOB) How likely do you think it is that you would find a job?

[VAR] UNJOBPSB

RESPONSE	PUNCH	03-07	2008	2009	2010	2011	2012	2013	2014	2016	2018	2021	2023	TOTAL
Very likely	1	0.9	-	-	-	-	-	-	-	-	-	-	-	0.3
Likely	2	1.7	-	-	-	-	-	-	-	-	-	-	-	0.6
Unlikely	3	2.3	-	-	-	-	-	-	-	-	-	-	-	0.7
Very unlikely	4	0.8	-	-	-	-	-	-	-	-	-	-	-	0.3
Can't choose/NA	-8	0.2	-	-	-	-	-	-	-	-	-	-	-	0.1
IAP	-1	94.1	100.0	100.0	100.0	100.0	100.0	100.0	100.0	100.0	100.0	100.0	100.0	98.0
N		7276	1508	1599	1576	1535	1396	1294	1370	1051	1031	1205	1230	22071

\*\*\* Keyword: Job

**Table 2022 Current search for a job (if unemployed but willing to have a job)**

[Questionnaire] Are you currently looking for a job?

[VAR] UNJSRC

RESPONSE	PUNCH	03-07	2008	2009	2010	2011	2012	2013	2014	2016	2018	2021	2023	TOTAL
Yes	1	2.2	-	-	-	-	-	-	-	-	-	-	-	0.7
No	2	3.7	-	-	-	-	-	-	-	-	-	-	-	1.2
Can't choose/NA	-8	0.0	-	-	-	-	-	-	-	-	-	-	-	0.0
IAP	-1	94.1	100.0	100.0	100.0	100.0	100.0	100.0	100.0	100.0	100.0	100.0	100.0	98.1
N		7276	1508	1599	1576	1535	1396	1294	1370	1051	1031	1205	1230	22071

\*\*\* Keyword: Job



**Table 2023 Number of times that R registered at public employment agencies (if unemployed and searching for a job)**

[Questionnaire] Thinking about the last 12 months, have you done any of the following in order to find a job?...

Registered at a public employment agency

[VAR] UNJSRC1

RESPONSE	PUNCH	03-07	2008	2009	2010	2011	2012	2013	2014	2016	2018	2021	2023	TOTAL
No	1	1.9	-	-	-	-	-	-	-	-	-	-	-	0.6
Yes, once or twice	2	0.2	-	-	-	-	-	-	-	-	-	-	-	0.1
Yes, more than twice	3	0.1	-	-	-	-	-	-	-	-	-	-	-	0.0
Can't choose/NA	-8	0.0	-	-	-	-	-	-	-	-	-	-	-	0.0
IAP	-1	97.8	100.0	100.0	100.0	100.0	100.0	100.0	100.0	100.0	100.0	100.0	100.0	99.3
N		7276	1508	1599	1576	1535	1396	1294	1370	1051	1031	1205	1230	22071

\*\*\* Keyword: Job

**Table 2024 Number of times that R registered at private employment agencies (if unemployed and searching for a job)**

[Questionnaire] Thinking about the last 12 months, have you done any of the following in order to find a job?...

Registered at a private employment agency

[VAR] UNJSRC2

RESPONSE	PUNCH	03-07	2008	2009	2010	2011	2012	2013	2014	2016	2018	2021	2023	TOTAL
No	1	1.9	-	-	-	-	-	-	-	-	-	-	-	0.6
Yes, once or twice	2	0.2	-	-	-	-	-	-	-	-	-	-	-	0.1
Yes, more than twice	3	0.1	-	-	-	-	-	-	-	-	-	-	-	0.0
Can't choose/NA	-8	0.0	-	-	-	-	-	-	-	-	-	-	-	0.0
IAP	-1	97.8	100.0	100.0	100.0	100.0	100.0	100.0	100.0	100.0	100.0	100.0	100.0	99.3
N		7276	1508	1599	1576	1535	1396	1294	1370	1051	1031	1205	1230	22071

\*\*\* Keyword: Job

**Table 2025 Number of times that R answered the advertisements for jobs (if unemployed and searching for a job)**

[Questionnaire] Thinking about the last 12 months, have you done any of the following in order to find a job?...

Answered advertisements for jobs

[VAR] UNJSRC3

RESPONSE	PUNCH	03-07	2008	2009	2010	2011	2012	2013	2014	2016	2018	2021	2023	TOTAL
No	1	1.1	-	-	-	-	-	-	-	-	-	-	-	0.4
Yes, once or twice	2	0.8	-	-	-	-	-	-	-	-	-	-	-	0.3
Yes, more than twice	3	0.4	-	-	-	-	-	-	-	-	-	-	-	0.1
Can't choose/NA	-8	0.0	-	-	-	-	-	-	-	-	-	-	-	0.0
IAP	-1	97.8	100.0	100.0	100.0	100.0	100.0	100.0	100.0	100.0	100.0	100.0	100.0	99.3
N		7276	1508	1599	1576	1535	1396	1294	1370	1051	1031	1205	1230	22071

\*\*\* Keyword: Job

**Table 2026 Number of times that R advertised for a job in newspaper or journals (if unemployed and searching for a job)**

[Questionnaire] Thinking about the last 12 months, have you done any of the following in order to find a job?...

Advertised for a job in newspaper or journals

[VAR] UNJSRC4

RESPONSE	PUNCH	03-07	2008	2009	2010	2011	2012	2013	2014	2016	2018	2021	2023	TOTAL
No	1	2.1	-	-	-	-	-	-	-	-	-	-	-	0.7
Yes, once or twice	2	0.1	-	-	-	-	-	-	-	-	-	-	-	0.0
Yes, more than twice	3	0.0	-	-	-	-	-	-	-	-	-	-	-	0.0
Can't choose/NA	-8	0.0	-	-	-	-	-	-	-	-	-	-	-	0.0
IAP	-1	97.8	100.0	100.0	100.0	100.0	100.0	100.0	100.0	100.0	100.0	100.0	100.0	99.3
N		7276	1508	1599	1576	1535	1396	1294	1370	1051	1031	1205	1230	22071

\*\*\* Keyword: Job, News

**Table 2027 Number of times that R applied directly to employers (if unemployed and searching for a job)**

[Questionnaire] Thinking about the last 12 months, have you done any of the following in order to find a job?... Applied

directly to employers

[VAR] UNJSRC5

RESPONSE	PUNCH	03-07	2008	2009	2010	2011	2012	2013	2014	2016	2018	2021	2023	TOTAL
No	1	1.6	-	-	-	-	-	-	-	-	-	-	-	0.5
Yes, once or twice	2	0.4	-	-	-	-	-	-	-	-	-	-	-	0.1
Yes, more than twice	3	0.1	-	-	-	-	-	-	-	-	-	-	-	0.0
Can't choose/NA	-8	0.0	-	-	-	-	-	-	-	-	-	-	-	0.0
IAP	-1	97.8	100.0	100.0	100.0	100.0	100.0	100.0	100.0	100.0	100.0	100.0	100.0	99.3
N		7276	1508	1599	1576	1535	1396	1294	1370	1051	1031	1205	1230	22071

\*\*\* Keyword: Job

**Table 2028 Number of times that R asked relatives, friends, or colleagues to help find a job (if unemployed and searching for a job)**

[Questionnaire] Thinking about the last 12 months, have you done any of the following in order to find a job?... Asked relatives, friends, or colleagues to help find a job

[VAR] UNJSRC6

RESPONSE	PUNCH	03-07	2008	2009	2010	2011	2012	2013	2014	2016	2018	2021	2023	TOTAL
No	1	1.1	-	-	-	-	-	-	-	-	-	-	-	0.4
Yes, once or twice	2	0.8	-	-	-	-	-	-	-	-	-	-	-	0.2
Yes, more than twice	3	0.3	-	-	-	-	-	-	-	-	-	-	-	0.1
IAP	-1	97.8	100.0	100.0	100.0	100.0	100.0	100.0	100.0	100.0	100.0	100.0	100.0	99.3
N		7276	1508	1599	1576	1535	1396	1294	1370	1051	1031	1205	1230	22071

\*\*\* Keyword: Job, Friends, Colleagues



**Table 2029 Whether R had any training experience over the past 12 months (if unemployed but willing to have a job)**

[Questionnaire] Over the last 12 months, have you had any training to improve your job skills?

[VAR] UNTRAIN

RESPONSE	PUNCH	03-07	2008	2009	2010	2011	2012	2013	2014	2016	2018	2021	2023	TOTAL
Yes	1	0.9	-	-	-	-	-	-	-	-	-	-	-	0.3
No	2	4.9	-	-	-	-	-	-	-	-	-	-	-	1.6
Can't choose/NA	-8	0.1	-	-	-	-	-	-	-	-	-	-	-	0.0
IAP	-1	94.1	100.0	100.0	100.0	100.0	100.0	100.0	100.0	100.0	100.0	100.0	100.0	98.1
N		7276	1508	1599	1576	1535	1396	1294	1370	1051	1031	1205	1230	22071

\*\*\* Keyword: Job, Technology, Training

**Table 2030 Main source of economic support (if unemployed)**

[Questionnaire] What is your main source of your economic support?

[VAR] UNECOSUP

RESPONSE	PUNCH	03-07	2008	2009	2010	2011	2012	2013	2014	2016	2018	2021	2023	TOTAL
Pension	1	0.5	-	-	-	-	-	-	-	-	-	-	-	0.2
Unemployment benefits	2	0.0	-	-	-	-	-	-	-	-	-	-	-	0.0
Spouse/partner	3	3.6	-	-	-	-	-	-	-	-	-	-	-	1.2
Other family members	4	4.2	-	-	-	-	-	-	-	-	-	-	-	1.4
Social assistance/welfare	5	0.3	-	-	-	-	-	-	-	-	-	-	-	0.1
Occasional work	6	0.3	-	-	-	-	-	-	-	-	-	-	-	0.1
OTHER	77	0.6	-	-	-	-	-	-	-	-	-	-	-	0.2
Can't choose/NA	-8	0.0	-	-	-	-	-	-	-	-	-	-	-	0.0
IAP	-1	90.4	100.0	100.0	100.0	100.0	100.0	100.0	100.0	100.0	100.0	100.0	100.0	96.8
N		7276	1508	1599	1576	1535	1396	1294	1370	1051	1031	1205	1230	22071

\*\*\* Keyword: Living

**Table 2031 Willingness to spend more/same/less amount of time in a paid job**

[Questionnaire] Suppose you could change the way you spend your time, spending more time on some things and less time on others. Which of the things on the following list would you like to spend more time on, which would you like to spend less time on and which would you like to spend the same amount of time on as now?... Time in a paid job

[VAR] TIMEPRF1

RESPONSE	PUNCH	03-07	2008	2009	2010	2011	2012	2013	2014	2016	2018	2021	2023	TOTAL
Much more time	1	5.0	-	-	-	-	-	-	-	-	-	-	-	1.7
A bit more time	2	10.7	-	-	-	-	-	-	-	-	-	-	-	3.5
Same time as now	3	9.4	-	-	-	-	-	-	-	-	-	-	-	3.1
A bit less time	4	3.5	-	-	-	-	-	-	-	-	-	-	-	1.2
Much less time	5	0.8	-	-	-	-	-	-	-	-	-	-	-	0.3
Can't choose/NA	-8	0.4	-	-	-	-	-	-	-	-	-	-	-	0.1
IAP	-1	70.2	100.0	100.0	100.0	100.0	100.0	100.0	100.0	100.0	100.0	100.0	100.0	90.2
N		7276	1508	1599	1576	1535	1396	1294	1370	1051	1031	1205	1230	22071

\* SHOW CARD(07)

\*\*\* Keyword: The Way of Spending Time, Job

**Table 2032 Willingness to spend more/same/less amount of time doing housework**

[Questionnaire] Suppose you could change the way you spend your time, spending more time on some things and less time on others. Which of the things on the following list would you like to spend more time on, which would you like to spend less time on and which would you like to spend the same amount of time on as now?... Time doing household work

[VAR] TIMEPRF2

RESPONSE	PUNCH	03-07	2008	2009	2010	2011	2012	2013	2014	2016	2018	2021	2023	TOTAL
Much more time	1	0.8	-	-	-	-	-	-	-	-	-	-	-	0.2
A bit more time	2	5.5	-	-	-	-	-	-	-	-	-	-	-	1.8
Same time as now	3	22.2	-	-	-	-	-	-	-	-	-	-	-	7.3
A bit less time	4	9.1	-	-	-	-	-	-	-	-	-	-	-	3.0
Much less time	5	2.5	-	-	-	-	-	-	-	-	-	-	-	0.8
Can't choose/NA	-8	1.5	-	-	-	-	-	-	-	-	-	-	-	0.5
IAP	-1	58.6	100.0	100.0	100.0	100.0	100.0	100.0	100.0	100.0	100.0	100.0	100.0	86.3
N		7276	1508	1599	1576	1535	1396	1294	1370	1051	1031	1205	1230	22071

\* SHOW CARD(07)

\*\*\* Keyword: The Way of Spending Time, Job

**Table 2033 Willingness to spend more/same/less amount of time with family**

[Questionnaire] Suppose you could change the way you spend your time, spending more time on some things and less time on others. Which of the things on the following list would you like to spend more time on, which would you like to spend less time on and which would you like to spend the same amount of time on as now?... Time with your family

[VAR] TIMEPRF3

RESPONSE	PUNCH	03-07	2008	2009	2010	2011	2012	2013	2014	2016	2018	2021	2023	TOTAL
Much more time	1	6.0	-	-	-	-	-	-	-	-	-	-	-	2.0
A bit more time	2	19.8	-	-	-	-	-	-	-	-	-	-	-	6.5
Same time as now	3	13.8	-	-	-	-	-	-	-	-	-	-	-	4.5
A bit less time	4	1.3	-	-	-	-	-	-	-	-	-	-	-	0.4
Much less time	5	0.2	-	-	-	-	-	-	-	-	-	-	-	0.1
Can't choose/NA	-8	0.6	-	-	-	-	-	-	-	-	-	-	-	0.2
IAP	-1	58.4	100.0	100.0	100.0	100.0	100.0	100.0	100.0	100.0	100.0	100.0	100.0	86.3
N		7276	1508	1599	1576	1535	1396	1294	1370	1051	1031	1205	1230	22071

\* SHOW CARD(07)

\*\*\* Keyword: The Way of Spending Time, Family Members



**Table 2034 Willingness to spend more/same/less amount of time with friends**

[Questionnaire] Suppose you could change the way you spend your time, spending more time on some things and less time on others. Which of the things on the following list would you like to spend more time on, which would you like to spend less time on and which would you like to spend the same amount of time on as now?... Time with your friends

[VAR] TIMEPRF4

RESPONSE	PUNCH	03-07	2008	2009	2010	2011	2012	2013	2014	2016	2018	2021	2023	TOTAL
Much more time	1	1.2	-	-	-	-	-	-	-	-	-	-	-	0.4
A bit more time	2	7.3	-	-	-	-	-	-	-	-	-	-	-	2.4
Same time as now	3	10.3	-	-	-	-	-	-	-	-	-	-	-	3.4
A bit less time	4	2.2	-	-	-	-	-	-	-	-	-	-	-	0.7
Much less time	5	0.5	-	-	-	-	-	-	-	-	-	-	-	0.1
Can't choose/NA	-8	0.5	-	-	-	-	-	-	-	-	-	-	-	0.2
IAP	-1	78.1	100.0	100.0	100.0	100.0	100.0	100.0	100.0	100.0	100.0	100.0	100.0	92.8
N		7276	1508	1599	1576	1535	1396	1294	1370	1051	1031	1205	1230	22071

\*\*\* Keyword: The Way of Spending Time, Friends

**Table 2035 Willingness to spend more/same/less amount of time in leisure activities**

[Questionnaire] Suppose you could change the way you spend your time, spending more time on some things and less time on others. Which of the things on the following list would you like to spend more time on, which would you like to spend less time on and which would you like to spend the same amount of time on as now?... Time in leisure activities

[VAR] TIMEPRF5

RESPONSE	PUNCH	03-07	2008	2009	2010	2011	2012	2013	2014	2016	2018	2021	2023	TOTAL
Much more time	1	5.9	-	-	-	-	-	-	-	-	-	-	-	2.0
A bit more time	2	18.6	-	-	-	-	-	-	-	-	-	-	-	6.1
Same time as now	3	13.5	-	-	-	-	-	-	-	-	-	-	-	4.5
A bit less time	4	2.4	-	-	-	-	-	-	-	-	-	-	-	0.8
Much less time	5	0.4	-	-	-	-	-	-	-	-	-	-	-	0.1
Can't choose/NA	-8	0.7	-	-	-	-	-	-	-	-	-	-	-	0.2
IAP	-1	58.4	100.0	100.0	100.0	100.0	100.0	100.0	100.0	100.0	100.0	100.0	100.0	86.3
N		7276	1508	1599	1576	1535	1396	1294	1370	1051	1031	1205	1230	22071

\* SHOW CARD(07)

\*\*\* Keyword: The Way of Spending Time, Leisure

**Table 2036 Opinion on values of work: a job is no more than a way of earning money**

[Questionnaire] Please check one box for each statement below to show how much you agree or disagree with it, thinking of work in general... A job is just a way of earning money -- no more

[VAR] WRKEARN

RESPONSE	PUNCH	03-07	2008	2009	2010	2011	2012	2013	2014	2016	2018	2021	2023	TOTAL
Strongly Agree	1	4.4	-	-	-	-	-	-	-	-	-	-	-	1.4
Agree	2	12.8	-	-	-	-	-	-	-	-	-	-	-	4.2
Neither Agree nor Disagree	3	8.4	-	-	-	-	-	-	-	-	-	-	-	2.8
Disagree	4	11.2	-	-	-	-	-	-	-	-	-	-	-	3.7
Strongly Disagree	5	2.9	-	-	-	-	-	-	-	-	-	-	-	1.0
Can't choose/NA	-8	0.5	-	-	-	-	-	-	-	-	-	-	-	0.2
IAP	-1	59.8	100.0	100.0	100.0	100.0	100.0	100.0	100.0	100.0	100.0	100.0	100.0	86.7
N		7276	1508	1599	1576	1535	1396	1294	1370	1051	1031	1205	1230	22071

\*\* 2005 Questionnaire: Please tick one box for each statement below to show how much you agree or disagree with it, thinking of work in general... A job is just way of earning money -- no more

\*\*\* Keyword: Occupation, Workplace, Job, Money

**Table 2037 Opinion on values of work: would like to have a paid job even when I don't need money**

[Questionnaire] Please check one box for each statement below to show how much you agree or disagree with it, thinking of work in general... I would enjoy having a paid job even if I did not need the money

[VAR] WRKENJOY

RESPONSE	PUNCH	03-07	2008	2009	2010	2011	2012	2013	2014	2016	2018	2021	2023	TOTAL
Strongly Agree	1	9.2	-	-	-	-	-	-	-	-	-	-	-	3.0
Agree	2	18.3	-	-	-	-	-	-	-	-	-	-	-	6.0
Neither Agree nor Disagree	3	5.3	-	-	-	-	-	-	-	-	-	-	-	1.8
Disagree	4	4.6	-	-	-	-	-	-	-	-	-	-	-	1.5
Strongly Disagree	5	1.9	-	-	-	-	-	-	-	-	-	-	-	0.6
Can't choose/NA	-8	0.9	-	-	-	-	-	-	-	-	-	-	-	0.3
IAP	-1	59.8	100.0	100.0	100.0	100.0	100.0	100.0	100.0	100.0	100.0	100.0	100.0	86.7
N		7276	1508	1599	1576	1535	1396	1294	1370	1051	1031	1205	1230	22071

\*\* 2005 Questionnaire: Please tick one box for each statement below to show how much you agree or disagree with it, thinking of work in general... I would enjoy having a paid job even if I did not need the money

\*\*\* Keyword: Occupation, Workplace, Money, Pay, Job



**Table 2038 Opinion on jobs: work is the most important activity**

[Questionnaire] Please check one box for each statement below to show how much you agree or disagree with it,  
 thinking of work in general.... Work is a person's most important activity

[VAR] WRKIMP

RESPONSE	PUNCH	03-07	2008	2009	2010	2011	2012	2013	2014	2016	2018	2021	2023	TOTAL
Strongly Agree	1	9.3	-	-	-	-	-	-	-	-	-	-	-	3.1
Agree	2	6.5	-	-	-	-	-	-	-	-	-	-	-	2.1
Neither Agree nor Disagree	3	1.7	-	-	-	-	-	-	-	-	-	-	-	0.6
Disagree	4	0.4	-	-	-	-	-	-	-	-	-	-	-	0.1
Not important at all	5	0.1	-	-	-	-	-	-	-	-	-	-	-	0.0
Can't choose/NA	-8	0.1	-	-	-	-	-	-	-	-	-	-	-	0.0
IAP	-1	81.9	100.0	100.0	100.0	100.0	100.0	100.0	100.0	100.0	100.0	100.0	100.0	94.0
N		7276	1508	1599	1576	1535	1396	1294	1370	1051	1031	1205	1230	22071

\*\*\* Keyword: Occupation, Workplace, Job

\*\*\*\* This variable is not included in the ISSP module, but only KGSS included it

**Table 2039 Importance of job security**

[Questionnaire] From the following list, please check one box for each item to show how important you personally think  
 it is in a job. How important is... Job security

[VAR] RSECJOB

RESPONSE	PUNCH	03-07	2008	2009	2010	2011	2012	2013	2014	2016	2018	2021	2023	TOTAL
Very important	1	24.1	-	-	-	-	-	-	-	-	-	-	-	7.9
important	2	14.3	-	-	-	-	-	-	-	-	-	-	-	4.7
Neither important Nor unimportant	3	0.9	-	-	-	-	-	-	-	-	-	-	-	0.3
Not important	4	0.2	-	-	-	-	-	-	-	-	-	-	-	0.1
Not important at all	5	0.0	-	-	-	-	-	-	-	-	-	-	-	0.0
Can't choose/NA	-8	0.7	-	-	-	-	-	-	-	-	-	-	-	0.2
IAP	-1	59.8	100.0	100.0	100.0	100.0	100.0	100.0	100.0	100.0	100.0	100.0	100.0	86.7
N		7276	1508	1599	1576	1535	1396	1294	1370	1051	1031	1205	1230	22071

\* SHOW CARD(05)

\*\*2005 Questionnaire: How important do you think is each of the followings in a job?... Job security

\*\*\* Keyword: Job, Employment

**Table 2040 Importance of high income**

[Questionnaire] From the following list, please check one box for each item to show how important you personally think  
 it is in a job. How important is... High income

[VAR] RHINC

RESPONSE	PUNCH	03-07	2008	2009	2010	2011	2012	2013	2014	2016	2018	2021	2023	TOTAL
Very important	1	17.9	-	-	-	-	-	-	-	-	-	-	-	5.9
Important	2	19.3	-	-	-	-	-	-	-	-	-	-	-	6.3
Neither important Nor unimportant	3	1.9	-	-	-	-	-	-	-	-	-	-	-	0.6
Not important	4	0.7	-	-	-	-	-	-	-	-	-	-	-	0.2
Not important at all	5	0.1	-	-	-	-	-	-	-	-	-	-	-	0.0
Can't choose/NA	-8	0.5	-	-	-	-	-	-	-	-	-	-	-	0.1
IAP	-1	59.7	100.0	100.0	100.0	100.0	100.0	100.0	100.0	100.0	100.0	100.0	100.0	86.7
N		7276	1508	1599	1576	1535	1396	1294	1370	1051	1031	1205	1230	22071

\* SHOW CARD(05)

\*\* 2005 Questionnaire: How important do you think is each of the followings in a job?... High income

\*\*\* Keyword: Job, Income

**Table 2041 Importance of good opportunities for advancement for jobs**

[Questionnaire] From the following list, please check one box for each item to show how important you personally think  
 it is in a job. How important is... Good opportunities for advancement

[VAR] RPPROMOTN

RESPONSE	PUNCH	03-07	2008	2009	2010	2011	2012	2013	2014	2016	2018	2021	2023	TOTAL
Very important	1	4.7	-	-	-	-	-	-	-	-	-	-	-	1.6
Important	2	8.9	-	-	-	-	-	-	-	-	-	-	-	2.9
Neither important Nor unimportant	3	2.8	-	-	-	-	-	-	-	-	-	-	-	0.9
Not important	4	1.3	-	-	-	-	-	-	-	-	-	-	-	0.4
Not important at all	5	0.1	-	-	-	-	-	-	-	-	-	-	-	0.0
Can't choose/NA	-8	0.3	-	-	-	-	-	-	-	-	-	-	-	0.1
IAP	-1	81.9	100.0	100.0	100.0	100.0	100.0	100.0	100.0	100.0	100.0	100.0	100.0	94.0
N		7276	1508	1599	1576	1535	1396	1294	1370	1051	1031	1205	1230	22071

\*\*\* Keyword: Job, Promotion

\*\*\*\* This variable is not included in the ISSP module, but only KGSS included it

**Table 2042 Importance of being interesting for a job**

[Questionnaire] How important do you think is each of the followings in a job?... An interesting job

[VAR] RINTJOB

RESPONSE	PUNCH	03-07	2008	2009	2010	2011	2012	2013	2014	2016	2018	2021	2023	TOTAL
Very important	1	23.5	-	-	-	-	-	-	-	-	-	-	-	7.7
Important	2	13.2	-	-	-	-	-	-	-	-	-	-	-	4.4
Neither important Nor unimportant	3	2.4	-	-	-	-	-	-	-	-	-	-	-	0.8
Not important	4	0.5	-	-	-	-	-	-	-	-	-	-	-	0.2
Not important at all	5	0.1	-	-	-	-	-	-	-	-	-	-	-	0.0
Can't choose/NA	-8	0.6	-	-	-	-	-	-	-	-	-	-	-	0.2
IAP	-1	59.8	100.0	100.0	100.0	100.0	100.0	100.0	100.0	100.0	100.0	100.0	100.0	86.7
N		7276	1508	1599	1576	1535	1396	1294	1370	1051	1031	1205	1230	22071

\* SHOW CARD(05)

\*\* 2003 Questionnaire: From the following list, please check one box for each item to show how important you personally think it is in a job. How important  
 is... An interesting job

\*\*\* Keyword: Job

\*\*\*\* This variable is not included in the ISSP module, but only KGSS included it



**Table 2043 Importance of allowing someone to work independently for a job**

[Questionnaire] How important do you think is each of the followings in a job?... A job that allows someone to work independently  
 [VAR] RWRKINDP

RESPONSE	PUNCH	03-07	2008	2009	2010	2011	2012	2013	2014	2016	2018	2021	2023	TOTAL
Very important	1	10.7	-	-	-	-	-	-	-	-	-	-	-	3.5
Important	2	17.8	-	-	-	-	-	-	-	-	-	-	-	5.9
Neither important Nor unimportant	3	7.7	-	-	-	-	-	-	-	-	-	-	-	2.5
Not important	4	2.6	-	-	-	-	-	-	-	-	-	-	-	0.9
Not important at all	5	0.4	-	-	-	-	-	-	-	-	-	-	-	0.1
Can't choose/NA	-8	1.0	-	-	-	-	-	-	-	-	-	-	-	0.3
IAP	-1	59.8	100.0	100.0	100.0	100.0	100.0	100.0	100.0	100.0	100.0	100.0	100.0	86.7
N		7276	1508	1599	1576	1535	1396	1294	1370	1051	1031	1205	1230	22071

\* SHOW CARD(05)

\*\* 2003 Questionnaire: From the following list, please check one box for each item to show how important you personally think it is in a job. How important is... A job that allows someone to work independently

\*\*\* Keyword: Job

\*\*\*\* This variable is not included in the ISSP module, but only KGSS included it

**Table 2044 Importance of allowing someone to help others for a job**

[Questionnaire] How important do you think is each of the followings in a job?... A job that allows someone to help other people  
 [VAR] RHLPOTHS

RESPONSE	PUNCH	03-07	2008	2009	2010	2011	2012	2013	2014	2016	2018	2021	2023	TOTAL
Very important	1	12.7	-	-	-	-	-	-	-	-	-	-	-	4.2
Important	2	20.1	-	-	-	-	-	-	-	-	-	-	-	6.6
Neither important Nor unimportant	3	5.3	-	-	-	-	-	-	-	-	-	-	-	1.8
Not important	4	1.3	-	-	-	-	-	-	-	-	-	-	-	0.4
Not important at all	5	0.2	-	-	-	-	-	-	-	-	-	-	-	0.1
Can't choose/NA	-8	0.6	-	-	-	-	-	-	-	-	-	-	-	0.2
IAP	-1	59.8	100.0	100.0	100.0	100.0	100.0	100.0	100.0	100.0	100.0	100.0	100.0	86.7
N		7276	1508	1599	1576	1535	1396	1294	1370	1051	1031	1205	1230	22071

\* SHOW CARD(05)

\*\* 2003 Questionnaire: From the following list, please check one box for each item to show how important you personally think it is in a job. How important is... A job that allows someone to help other people

\*\*\* Keyword: Job

\*\*\*\* This variable is not included in the ISSP module, but only KGSS included it

**Table 2045 Importance of being useful to the society for a job**

[Questionnaire] How important do you think is each of the followings in a job?... A job that is useful to society  
 [VAR] RHLPSOC

RESPONSE	PUNCH	03-07	2008	2009	2010	2011	2012	2013	2014	2016	2018	2021	2023	TOTAL
Very important	1	14.6	-	-	-	-	-	-	-	-	-	-	-	4.8
Important	2	19.2	-	-	-	-	-	-	-	-	-	-	-	6.3
Neither important Nor unimportant	3	4.7	-	-	-	-	-	-	-	-	-	-	-	1.6
Not important	4	1.0	-	-	-	-	-	-	-	-	-	-	-	0.3
Not important at all	5	0.1	-	-	-	-	-	-	-	-	-	-	-	0.0
Can't choose/NA	-8	0.6	-	-	-	-	-	-	-	-	-	-	-	0.2
IAP	-1	59.7	100.0	100.0	100.0	100.0	100.0	100.0	100.0	100.0	100.0	100.0	100.0	86.7
N		7276	1508	1599	1576	1535	1396	1294	1370	1051	1031	1205	1230	22071

\* SHOW CARD(05)

\*\* 2003 Questionnaire: From the following list, please check one box for each item to show how important you personally think it is in a job. How important is... A job that is useful to society

\*\*\* Keyword: Job

\*\*\*\* This variable is not included in the ISSP module, but only KGSS included it

**Table 2046 Importance of allowing someone to decide one's own times and days of work for jobs**

[Questionnaire] How important do you think is each of the followings in a job?... A job that allows someone to decide their times or days of work  
 [VAR] RFLEXHRS

RESPONSE	PUNCH	03-07	2008	2009	2010	2011	2012	2013	2014	2016	2018	2021	2023	TOTAL
Very important	1	9.2	-	-	-	-	-	-	-	-	-	-	-	3.0
Important	2	17.4	-	-	-	-	-	-	-	-	-	-	-	5.7
Neither important Nor unimportant	3	8.7	-	-	-	-	-	-	-	-	-	-	-	2.9
Not important	4	3.4	-	-	-	-	-	-	-	-	-	-	-	1.1
Not important at all	5	0.6	-	-	-	-	-	-	-	-	-	-	-	0.2
Can't choose/NA	-8	0.9	-	-	-	-	-	-	-	-	-	-	-	0.3
IAP	-1	59.8	100.0	100.0	100.0	100.0	100.0	100.0	100.0	100.0	100.0	100.0	100.0	86.7
N		7276	1508	1599	1576	1535	1396	1294	1370	1051	1031	1205	1230	22071

\* SHOW CARD(05)

\*\* 2003 Questionnaire: From the following list, please check one box for each item to show how important you personally think it is in a job. How important is... A job that allows someone to decide their times or days of work

\*\*\* Keyword: Job, Decision

\*\*\*\* This variable is not included in the ISSP module, but only KGSS included it



**Table 2047 Importance of good opportunities for advancement for jobs**

[Questionnaire] How important do you think is each of the followings in a job?... Good opportunities for advancement

[VAR] RCAREER

RESPONSE	PUNCH	03-07	2008	2009	2010	2011	2012	2013	2014	2016	2018	2021	2023	TOTAL
Very important	1	10.7	-	-	-	-	-	-	-	-	-	-	-	3.5
Important	2	9.2	-	-	-	-	-	-	-	-	-	-	-	3.0
Neither important Nor unimportant	3	1.4	-	-	-	-	-	-	-	-	-	-	-	0.5
Not important	4	0.3	-	-	-	-	-	-	-	-	-	-	-	0.1
Not important at all	5	0.1	-	-	-	-	-	-	-	-	-	-	-	0.0
Can't choose/NA	-8	0.5	-	-	-	-	-	-	-	-	-	-	-	0.2
IAP	-1	77.8	100.0	100.0	100.0	100.0	100.0	100.0	100.0	100.0	100.0	100.0	100.0	92.7
N		7276	1508	1599	1576	1535	1396	1294	1370	1051	1031	1205	1230	22071

\* SHOW CARD

\*\*\* Keyword: Job

\*\*\*\* This variable is not included in the ISSP module, but only KGSS included it

**Table 2048 Preference between being an employee or self-employment**

[Questionnaire] Suppose you were working and could choose between different kinds of jobs. Which of the following would you personally choose?... I would choose... Being an employee or Being self-employed?

[VAR] EMPSELF

RESPONSE	PUNCH	03-07	2008	2009	2010	2011	2012	2013	2014	2016	2018	2021	2023	TOTAL
Being an employee	1	12.6	-	-	-	-	-	-	-	-	-	-	-	4.2
Being self-employed	2	26.5	-	-	-	-	-	-	-	-	-	-	-	8.7
Can't choose/NA	-8	1.1	-	-	-	-	-	-	-	-	-	-	-	0.4
IAP	-1	59.7	100.0	100.0	100.0	100.0	100.0	100.0	100.0	100.0	100.0	100.0	100.0	86.7
N		7276	1508	1599	1576	1535	1396	1294	1370	1051	1031	1205	1230	22071

\*\*2003 Questionnaire: If you could choose one of the following two, which would you choose? Please tell me each item... Between wage work and self-employment?

\*\*\* Keyword: Self-employed

**Table 2049 Preference between working in a small firm or large corporation**

[Questionnaire] Suppose you were working and could choose between different kinds of jobs. Which of the following would you personally choose?... I would choose... Working in a small firm or Working in a large firm?

[VAR] SMALLBIG

RESPONSE	PUNCH	03-07	2008	2009	2010	2011	2012	2013	2014	2016	2018	2021	2023	TOTAL
Working in a small firm	1	13.7	-	-	-	-	-	-	-	-	-	-	-	4.5
Working in a large firm	2	25.0	-	-	-	-	-	-	-	-	-	-	-	8.2
Can't choose/NA	-8	1.6	-	-	-	-	-	-	-	-	-	-	-	0.5
IAP	-1	59.7	100.0	100.0	100.0	100.0	100.0	100.0	100.0	100.0	100.0	100.0	100.0	86.7
N		7276	1508	1599	1576	1535	1396	1294	1370	1051	1031	1205	1230	22071

\*\* 2003 Questionnaire: If you could choose between the following two, which would you choose? Please tell me each item... Small businesses and large businesses?

**Table 2050 Preference between working in a private firm or government/civil service**

[Questionnaire] Suppose you were working and could choose between different kinds of jobs. Which of the following would you personally choose?... I would choose... Working in a private business or Working for the government or civil service?

[VAR] PRIPUB

RESPONSE	PUNCH	03-07	2008	2009	2010	2011	2012	2013	2014	2016	2018	2021	2023	TOTAL
Working in a private firm	1	13.5	-	-	-	-	-	-	-	-	-	-	-	4.4
Working for the government or civil service	2	25.1	-	-	-	-	-	-	-	-	-	-	-	8.3
Can't choose/NA	-8	1.7	-	-	-	-	-	-	-	-	-	-	-	0.6
IAP	-1	59.8	100.0	100.0	100.0	100.0	100.0	100.0	100.0	100.0	100.0	100.0	100.0	86.7
N		7276	1508	1599	1576	1535	1396	1294	1370	1051	1031	1205	1230	22071

\*\* 2003 Questionnaire: If you could choose between the following two, which would you choose? Please tell me each item... What about private enterprises, governments or public institutions?

\*\*\* Keyword: Private Firm, Government

**Table 2051 Agree or disagree: Employees have more job security than the self-employed**

[Questionnaire] To what extent do you agree or disagree with each of the following statements?... Employees have more job security than the self-employed

[VAR] WG\_SF1

RESPONSE	PUNCH	03-07	2008	2009	2010	2011	2012	2013	2014	2016	2018	2021	2023	TOTAL
Strongly Agree	1	4.3	-	-	-	-	-	-	-	-	-	-	-	1.4
Agree	2	10.4	-	-	-	-	-	-	-	-	-	-	-	3.4
Neither Agree nor Disagree	3	3.8	-	-	-	-	-	-	-	-	-	-	-	1.3
Disagree	4	2.6	-	-	-	-	-	-	-	-	-	-	-	0.9
Strongly Disagree	5	0.4	-	-	-	-	-	-	-	-	-	-	-	0.1
Can't choose/NA	-8	0.7	-	-	-	-	-	-	-	-	-	-	-	0.2
IAP	-1	77.8	100.0	100.0	100.0	100.0	100.0	100.0	100.0	100.0	100.0	100.0	100.0	92.7
N		7276	1508	1599	1576	1535	1396	1294	1370	1051	1031	1205	1230	22071

\*\*\* Keyword: Self-employed, Employee



**Table 2052 Agree or disagree: Being an employee interferes more with family life than self-employment**

[Questionnaire] To what extent do you agree or disagree with each of the following statements?... Being an employee interferes more with family life than self-employment

[VAR] WG\_SF2

RESPONSE	PUNCH	03-07	2008	2009	2010	2011	2012	2013	2014	2016	2018	2021	2023	TOTAL
Strongly Agree	1	0.7	-	-	-	-	-	-	-	-	-	-	-	0.2
Agree	2	3.8	-	-	-	-	-	-	-	-	-	-	-	1.3
Neither Agree nor Disagree	3	6.6	-	-	-	-	-	-	-	-	-	-	-	2.2
Disagree	4	8.0	-	-	-	-	-	-	-	-	-	-	-	2.6
Strongly Disagree	5	2.1	-	-	-	-	-	-	-	-	-	-	-	0.7
Can't choose/NA	-8	1.0	-	-	-	-	-	-	-	-	-	-	-	0.3
IAP	-1	77.8	100.0	100.0	100.0	100.0	100.0	100.0	100.0	100.0	100.0	100.0	100.0	92.7
N		7276	1508	1599	1576	1535	1396	1294	1370	1051	1031	1205	1230	22071

\*\*\* Keyword: Self-employed, Employee, Family

**Table 2053 Opinion on unions: Trade unions are very important for the job security of employees**

[Questionnaire] To what extent do you agree or disagree with each of the following statements?... Trade unions are very important for the job security of employees

[VAR] UNION1

RESPONSE	PUNCH	03-07	2008	2009	2010	2011	2012	2013	2014	2016	2018	2021	2023	TOTAL
Strongly Agree	1	5.0	-	-	-	-	-	-	-	-	-	-	-	1.6
Agree	2	10.0	-	-	-	-	-	-	-	-	-	-	-	3.3
Neither Agree nor Disagree	3	4.1	-	-	-	-	-	-	-	-	-	-	-	1.3
Disagree	4	1.4	-	-	-	-	-	-	-	-	-	-	-	0.5
Strongly Disagree	5	0.5	-	-	-	-	-	-	-	-	-	-	-	0.2
Can't choose/NA	-8	1.2	-	-	-	-	-	-	-	-	-	-	-	0.4
IAP	-1	77.8	100.0	100.0	100.0	100.0	100.0	100.0	100.0	100.0	100.0	100.0	100.0	92.7
N		7276	1508	1599	1576	1535	1396	1294	1370	1051	1031	1205	1230	22071

\*\*\*Keyword: Labor Union, Employment

**Table 2054 Opinion on unions: Without trade unions the working conditions of employees would be much worse than they are**

[Questionnaire] To what extent do you agree or disagree with each of the following statements?... Without trade unions the working conditions of employees would be much worse than they are

[VAR] UNION2

RESPONSE	PUNCH	03-07	2008	2009	2010	2011	2012	2013	2014	2016	2018	2021	2023	TOTAL
Strongly Agree	1	5.0	-	-	-	-	-	-	-	-	-	-	-	1.6
Agree	2	9.6	-	-	-	-	-	-	-	-	-	-	-	3.2
Neither Agree nor Disagree	3	3.8	-	-	-	-	-	-	-	-	-	-	-	1.3
Disagree	4	2.0	-	-	-	-	-	-	-	-	-	-	-	0.7
Strongly Disagree	5	0.5	-	-	-	-	-	-	-	-	-	-	-	0.2
Can't choose/NA	-8	1.1	-	-	-	-	-	-	-	-	-	-	-	0.4
IAP	-1	77.8	100.0	100.0	100.0	100.0	100.0	100.0	100.0	100.0	100.0	100.0	100.0	92.7
N		7276	1508	1599	1576	1535	1396	1294	1370	1051	1031	1205	1230	22071

\*\*\* Keyword: Labor Union

**Table 2055 Preferred type of working hours**

[Questionnaire] Suppose you could decide on your work situation at present. Which of the following would you prefer?

[VAR] FULPAR

RESPONSE	PUNCH	03-07	2008	2009	2010	2011	2012	2013	2014	2016	2018	2021	2023	TOTAL
A full time job (40 hours or more per week)	1	9.4	-	-	-	-	-	-	-	-	-	-	-	3.1
A part-time job (1-39 hours per week)	2	9.1	-	-	-	-	-	-	-	-	-	-	-	3.0
A job with less than 10 hours a week	3	1.9	-	-	-	-	-	-	-	-	-	-	-	0.6
No paid job at all	4	0.8	-	-	-	-	-	-	-	-	-	-	-	0.3
Can't choose/NA	-8	0.9	-	-	-	-	-	-	-	-	-	-	-	0.3
IAP	-1	77.8	100.0	100.0	100.0	100.0	100.0	100.0	100.0	100.0	100.0	100.0	100.0	92.7
N		7276	1508	1599	1576	1535	1396	1294	1370	1051	1031	1205	1230	22071

\*\*\* Keyword: Job, Decision

**Table 2056 Self-evaluation: I am reserved**

[Questionnaire] To what extent do you agree or disagree with each of the following statements?... I see myself as someone who... is reserved

[VAR] POSAFF1

RESPONSE	PUNCH	03-07	2008	2009	2010	2011	2012	2013	2014	2016	2018	2021	2023	TOTAL
Strongly agree	1	2.0	-	-	-	-	-	-	-	-	-	-	-	0.7
Agree	2	7.0	-	-	-	-	-	-	-	-	-	-	-	2.3
Neither agree nor disagree	3	7.6	-	-	-	-	-	-	-	-	-	-	-	2.5
Disagree	4	4.2	-	-	-	-	-	-	-	-	-	-	-	1.4
Strongly disagree	5	1.1	-	-	-	-	-	-	-	-	-	-	-	0.4
Can't choose/NA	-8	0.2	-	-	-	-	-	-	-	-	-	-	-	0.1
IAP	-1	77.8	100.0	100.0	100.0	100.0	100.0	100.0	100.0	100.0	100.0	100.0	100.0	92.7
N		7276	1508	1599	1576	1535	1396	1294	1370	1051	1031	1205	1230	22071

\* SHOW CARD(05)



**Table 2057 Self-evaluation: I am generally trusting**

[Questionnaire] To what extent do you agree or disagree with each of the following statements?... I see myself as someone who... is generally trusting

[VAR] POSAFF2

RESPONSE	PUNCH	03-07	2008	2009	2010	2011	2012	2013	2014	2016	2018	2021	2023	TOTAL
Strongly agree	1	5.7	-	-	-	-	-	-	-	-	-	-	-	1.9
Agree	2	11.0	-	-	-	-	-	-	-	-	-	-	-	3.6
Neither agree nor disagree	3	4.5	-	-	-	-	-	-	-	-	-	-	-	1.5
Disagree	4	0.7	-	-	-	-	-	-	-	-	-	-	-	0.2
Strongly disagree	5	0.1	-	-	-	-	-	-	-	-	-	-	-	0.0
Can't choose/NA	-8	0.2	-	-	-	-	-	-	-	-	-	-	-	0.1
IAP	-1	77.8	100.0	100.0	100.0	100.0	100.0	100.0	100.0	100.0	100.0	100.0	100.0	92.7
N		7276	1508	1599	1576	1535	1396	1294	1370	1051	1031	1205	1230	22071

\* SHOW CARD(05)

**Table 2058 Self-evaluation: I do a thorough job**

[Questionnaire] To what extent do you agree or disagree with each of the following statements?... I see myself as someone who... does a thorough job

[VAR] POSAFF3

RESPONSE	PUNCH	03-07	2008	2009	2010	2011	2012	2013	2014	2016	2018	2021	2023	TOTAL
Strongly agree	1	5.7	-	-	-	-	-	-	-	-	-	-	-	1.9
Agree	2	9.5	-	-	-	-	-	-	-	-	-	-	-	3.1
Neither agree nor disagree	3	5.3	-	-	-	-	-	-	-	-	-	-	-	1.7
Disagree	4	1.5	-	-	-	-	-	-	-	-	-	-	-	0.5
Strongly disagree	5	0.1	-	-	-	-	-	-	-	-	-	-	-	0.0
Can't choose/NA	-8	0.2	-	-	-	-	-	-	-	-	-	-	-	0.0
IAP	-1	77.8	100.0	100.0	100.0	100.0	100.0	100.0	100.0	100.0	100.0	100.0	100.0	92.7
N		7276	1508	1599	1576	1535	1396	1294	1370	1051	1031	1205	1230	22071

\* SHOW CARD(05)

\*\*\* Keyword: Job

**Table 2059 Self-evaluation: I am relaxed, and handle stress well**

[Questionnaire] To what extent do you agree or disagree with each of the following statements?... I see myself as someone who... is relaxed, handles stress well

[VAR] POSAFF4

RESPONSE	PUNCH	03-07	2008	2009	2010	2011	2012	2013	2014	2016	2018	2021	2023	TOTAL
Strongly agree	1	2.5	-	-	-	-	-	-	-	-	-	-	-	0.8
Agree	2	5.8	-	-	-	-	-	-	-	-	-	-	-	1.9
Neither agree nor disagree	3	6.6	-	-	-	-	-	-	-	-	-	-	-	2.2
Disagree	4	6.0	-	-	-	-	-	-	-	-	-	-	-	2.0
Strongly disagree	5	1.1	-	-	-	-	-	-	-	-	-	-	-	0.4
Can't choose/NA	-8	0.2	-	-	-	-	-	-	-	-	-	-	-	0.1
IAP	-1	77.8	100.0	100.0	100.0	100.0	100.0	100.0	100.0	100.0	100.0	100.0	100.0	92.7
N		7276	1508	1599	1576	1535	1396	1294	1370	1051	1031	1205	1230	22071

\* SHOW CARD(05)

\*\*\* Keyword: Stress

**Table 2060 Self-evaluation: I have an active imagination**

[Questionnaire] To what extent do you agree or disagree with each of the following statements?... I see myself as someone who... has an active imagination

[VAR] POSAFF5

RESPONSE	PUNCH	03-07	2008	2009	2010	2011	2012	2013	2014	2016	2018	2021	2023	TOTAL
Strongly agree	1	2.8	-	-	-	-	-	-	-	-	-	-	-	0.9
Agree	2	6.1	-	-	-	-	-	-	-	-	-	-	-	2.0
Neither agree nor disagree	3	7.4	-	-	-	-	-	-	-	-	-	-	-	2.4
Disagree	4	4.8	-	-	-	-	-	-	-	-	-	-	-	1.6
Strongly disagree	5	0.8	-	-	-	-	-	-	-	-	-	-	-	0.3
Can't choose/NA	-8	0.2	-	-	-	-	-	-	-	-	-	-	-	0.1
IAP	-1	77.8	100.0	100.0	100.0	100.0	100.0	100.0	100.0	100.0	100.0	100.0	100.0	92.7
N		7276	1508	1599	1576	1535	1396	1294	1370	1051	1031	1205	1230	22071

\* SHOW CARD(05)

**Table 2061 Self-evaluation: I am outgoing, sociable**

[Questionnaire] To what extent do you agree or disagree with each of the following statements?... I see myself as someone who... is outgoing, sociable

[VAR] POSAFF6

RESPONSE	PUNCH	03-07	2008	2009	2010	2011	2012	2013	2014	2016	2018	2021	2023	TOTAL
Strongly agree	1	2.1	-	-	-	-	-	-	-	-	-	-	-	0.7
Agree	2	6.1	-	-	-	-	-	-	-	-	-	-	-	2.0
Neither agree nor disagree	3	7.3	-	-	-	-	-	-	-	-	-	-	-	2.4
Disagree	4	5.6	-	-	-	-	-	-	-	-	-	-	-	1.8
Strongly disagree	5	0.9	-	-	-	-	-	-	-	-	-	-	-	0.3
Can't choose/NA	-8	0.2	-	-	-	-	-	-	-	-	-	-	-	0.1
IAP	-1	77.9	100.0	100.0	100.0	100.0	100.0	100.0	100.0	100.0	100.0	100.0	100.0	92.7
N		7276	1508	1599	1576	1535	1396	1294	1370	1051	1031	1205	1230	22071

\* SHOW CARD(05)



**Table 2062 Self-evaluation: I tend to find fault with others**

[Questionnaire] To what extent do you agree or disagree with each of the following statements?... I see myself as someone who... tends to find fault with others

[VAR] NEGAFF1

RESPONSE	PUNCH	03-07	2008	2009	2010	2011	2012	2013	2014	2016	2018	2021	2023	TOTAL
Strongly agree	1	0.2	-	-	-	-	-	-	-	-	-	-	-	0.1
Agree	2	1.7	-	-	-	-	-	-	-	-	-	-	-	0.6
Neither agree nor disagree	3	5.8	-	-	-	-	-	-	-	-	-	-	-	1.9
Disagree	4	9.9	-	-	-	-	-	-	-	-	-	-	-	3.3
Strongly disagree	5	4.5	-	-	-	-	-	-	-	-	-	-	-	1.5
Can't choose/NA	-8	0.2	-	-	-	-	-	-	-	-	-	-	-	0.1
IAP	-1	77.8	100.0	100.0	100.0	100.0	100.0	100.0	100.0	100.0	100.0	100.0	100.0	92.7
N		7276	1508	1599	1576	1535	1396	1294	1370	1051	1031	1205	1230	22071

\* SHOW CARD(05)

**Table 2063 Self-evaluation: I tend to be lazy**

[Questionnaire] To what extent do you agree or disagree with each of the following statements?... I see myself as someone who... tends to be lazy

[VAR] NEGAFF2

RESPONSE	PUNCH	03-07	2008	2009	2010	2011	2012	2013	2014	2016	2018	2021	2023	TOTAL
Strongly agree	1	1.0	-	-	-	-	-	-	-	-	-	-	-	0.3
Agree	2	4.2	-	-	-	-	-	-	-	-	-	-	-	1.4
Neither agree nor disagree	3	7.1	-	-	-	-	-	-	-	-	-	-	-	2.3
Disagree	4	6.1	-	-	-	-	-	-	-	-	-	-	-	2.0
Strongly disagree	5	3.6	-	-	-	-	-	-	-	-	-	-	-	1.2
Can't choose/NA	-8	0.2	-	-	-	-	-	-	-	-	-	-	-	0.0
IAP	-1	77.8	100.0	100.0	100.0	100.0	100.0	100.0	100.0	100.0	100.0	100.0	100.0	92.7
N		7276	1508	1599	1576	1535	1396	1294	1370	1051	1031	1205	1230	22071

\* SHOW CARD(05)

**Table 2064 Self-evaluation: I get nervous easily**

[Questionnaire] To what extent do you agree or disagree with each of the following statements?... I see myself as someone who... gets nervous easily

[VAR] NEGAFF3

RESPONSE	PUNCH	03-07	2008	2009	2010	2011	2012	2013	2014	2016	2018	2021	2023	TOTAL
Strongly agree	1	3.1	-	-	-	-	-	-	-	-	-	-	-	1.0
Agree	2	7.1	-	-	-	-	-	-	-	-	-	-	-	2.3
Neither agree nor disagree	3	5.6	-	-	-	-	-	-	-	-	-	-	-	1.8
Disagree	4	4.9	-	-	-	-	-	-	-	-	-	-	-	1.6
Strongly disagree	5	1.3	-	-	-	-	-	-	-	-	-	-	-	0.4
Can't choose/NA	-8	0.2	-	-	-	-	-	-	-	-	-	-	-	0.1
IAP	-1	77.8	100.0	100.0	100.0	100.0	100.0	100.0	100.0	100.0	100.0	100.0	100.0	92.7
N		7276	1508	1599	1576	1535	1396	1294	1370	1051	1031	1205	1230	22071

\* SHOW CARD(05)

**Table 2065 Self-evaluation: I have few artistic interests**

[Questionnaire] To what extent do you agree or disagree with each of the following statements?... I see myself as someone who... has few artistic interests

[VAR] NEGAFF4

RESPONSE	PUNCH	03-07	2008	2009	2010	2011	2012	2013	2014	2016	2018	2021	2023	TOTAL
Strongly agree	1	1.6	-	-	-	-	-	-	-	-	-	-	-	0.5
Agree	2	3.6	-	-	-	-	-	-	-	-	-	-	-	1.2
Neither agree nor disagree	3	6.6	-	-	-	-	-	-	-	-	-	-	-	2.2
Disagree	4	6.8	-	-	-	-	-	-	-	-	-	-	-	2.2
Strongly disagree	5	3.3	-	-	-	-	-	-	-	-	-	-	-	1.1
Can't choose/NA	-8	0.2	-	-	-	-	-	-	-	-	-	-	-	0.1
IAP	-1	77.8	100.0	100.0	100.0	100.0	100.0	100.0	100.0	100.0	100.0	100.0	100.0	92.7
N		7276	1508	1599	1576	1535	1396	1294	1370	1051	1031	1205	1230	22071

\* SHOW CARD(05)

\*\*\* Keyword: Art, Concern

**Table 2066 Relative importance of working hours and wage**

[Questionnaire] Think of the number of hours you work, and the money you earn in your main job, including any regular overtime. If you had only one of these three choices, which of following would you prefer?

[VAR] HOURMON

RESPONSE	PUNCH	03-07	2008	2009	2010	2011	2012	2013	2014	2016	2018	2021	2023	TOTAL
Work longer hours and earn more money	1	6.7	-	-	-	-	-	-	-	-	-	-	-	2.2
Work the same number of hours and earn the same money	2	8.8	-	-	-	-	-	-	-	-	-	-	-	2.9
Work fewer hours and earn less money	3	2.5	-	-	-	-	-	-	-	-	-	-	-	0.8
Can't choose/NA	-8	0.8	-	-	-	-	-	-	-	-	-	-	-	0.3
IAP	-1	81.2	100.0	100.0	100.0	100.0	100.0	100.0	100.0	100.0	100.0	100.0	100.0	93.8
N		7276	1508	1599	1576	1535	1396	1294	1370	1051	1031	1205	1230	22071

\*\* 2003 Questionnaire: With regard to your current working hours and income, which three would you choose if possible?



**Table 2067 Working conditions: job security**

[Questionnaire] To what extent do you agree or disagree with each of the following statements about your job?... My job is secure

[VAR] ATTJB105

RESPONSE	PUNCH	03-07	2008	2009	2010	2011	2012	2013	2014	2016	2018	2021	2023	TOTAL
Strongly agree	1	1.6	-	-	-	-	-	-	-	-	-	-	-	0.5
Agree	2	3.4	-	-	-	-	-	-	-	-	-	-	-	1.1
Neither Agree nor Disagree	3	3.6	-	-	-	-	-	-	-	-	-	-	-	1.2
Disagree	4	3.3	-	-	-	-	-	-	-	-	-	-	-	1.1
Strongly Disagree	5	0.5	-	-	-	-	-	-	-	-	-	-	-	0.2
Can't choose/NA	-8	0.2	-	-	-	-	-	-	-	-	-	-	-	0.0
IAP	-1	87.4	100.0	100.0	100.0	100.0	100.0	100.0	100.0	100.0	100.0	100.0	100.0	95.8
N		7276	1508	1599	1576	1535	1396	1294	1370	1051	1031	1205	1230	22071

\*\*\* Keyword: Job

**Table 2068 Working conditions: high income**

[Questionnaire] To what extent do you agree or disagree with each of the following statements about your job?... My income is high

[VAR] ATTJB205

RESPONSE	PUNCH	03-07	2008	2009	2010	2011	2012	2013	2014	2016	2018	2021	2023	TOTAL
Strongly agree	1	0.2	-	-	-	-	-	-	-	-	-	-	-	0.1
Agree	2	1.8	-	-	-	-	-	-	-	-	-	-	-	0.6
Neither Agree nor Disagree	3	4.6	-	-	-	-	-	-	-	-	-	-	-	1.5
Disagree	4	4.5	-	-	-	-	-	-	-	-	-	-	-	1.5
Strongly Disagree	5	1.4	-	-	-	-	-	-	-	-	-	-	-	0.5
Can't choose/NA	-8	0.2	-	-	-	-	-	-	-	-	-	-	-	0.1
IAP	-1	87.4	100.0	100.0	100.0	100.0	100.0	100.0	100.0	100.0	100.0	100.0	100.0	95.8
N		7276	1508	1599	1576	1535	1396	1294	1370	1051	1031	1205	1230	22071

\*\*\* Keyword: Job

**Table 2069 Working conditions: high opportunities for advancement**

[Questionnaire] To what extent do you agree or disagree with each of the following statements about your job?... My job is providing good opportunities for advancement

[VAR] ATTJB305

RESPONSE	PUNCH	03-07	2008	2009	2010	2011	2012	2013	2014	2016	2018	2021	2023	TOTAL
Strongly agree	1	0.8	-	-	-	-	-	-	-	-	-	-	-	0.2
Agree	2	2.4	-	-	-	-	-	-	-	-	-	-	-	0.8
Neither Agree nor Disagree	3	3.7	-	-	-	-	-	-	-	-	-	-	-	1.2
Disagree	4	4.3	-	-	-	-	-	-	-	-	-	-	-	1.4
Strongly Disagree	5	1.3	-	-	-	-	-	-	-	-	-	-	-	0.4
Can't choose/NA	-8	0.2	-	-	-	-	-	-	-	-	-	-	-	0.0
IAP	-1	87.4	100.0	100.0	100.0	100.0	100.0	100.0	100.0	100.0	100.0	100.0	100.0	95.8
N		7276	1508	1599	1576	1535	1396	1294	1370	1051	1031	1205	1230	22071

\*\*\* Keyword: Job

**Table 2070 Working conditions: interesting job**

[Questionnaire] To what extent do you agree or disagree with each of the following statements about your job?... My job is interesting

[VAR] ATTJB405

RESPONSE	PUNCH	03-07	2008	2009	2010	2011	2012	2013	2014	2016	2018	2021	2023	TOTAL
Strongly agree	1	1.5	-	-	-	-	-	-	-	-	-	-	-	0.5
Agree	2	3.9	-	-	-	-	-	-	-	-	-	-	-	1.3
Neither Agree nor Disagree	3	4.3	-	-	-	-	-	-	-	-	-	-	-	1.4
Disagree	4	2.2	-	-	-	-	-	-	-	-	-	-	-	0.7
Strongly Disagree	5	0.6	-	-	-	-	-	-	-	-	-	-	-	0.2
Can't choose/NA	-8	0.2	-	-	-	-	-	-	-	-	-	-	-	0.1
IAP	-1	87.4	100.0	100.0	100.0	100.0	100.0	100.0	100.0	100.0	100.0	100.0	100.0	95.8
N		7276	1508	1599	1576	1535	1396	1294	1370	1051	1031	1205	1230	22071

\*\*\* Keyword: Job

**Table 2071 Working conditions: working independently**

[Questionnaire] To what extent do you agree or disagree with each of the following statements about your job?... I can work independently

[VAR] ATTJB505

RESPONSE	PUNCH	03-07	2008	2009	2010	2011	2012	2013	2014	2016	2018	2021	2023	TOTAL
Strongly agree	1	2.5	-	-	-	-	-	-	-	-	-	-	-	0.8
Agree	2	4.8	-	-	-	-	-	-	-	-	-	-	-	1.6
Neither Agree nor Disagree	3	2.4	-	-	-	-	-	-	-	-	-	-	-	0.8
Disagree	4	2.0	-	-	-	-	-	-	-	-	-	-	-	0.7
Strongly Disagree	5	0.8	-	-	-	-	-	-	-	-	-	-	-	0.2
Can't choose/NA	-8	0.2	-	-	-	-	-	-	-	-	-	-	-	0.1
IAP	-1	87.4	100.0	100.0	100.0	100.0	100.0	100.0	100.0	100.0	100.0	100.0	100.0	95.8
N		7276	1508	1599	1576	1535	1396	1294	1370	1051	1031	1205	1230	22071

\*\*\* Keyword: Job



**Table 2072 Working conditions: helping others**

[Questionnaire] To what extent do you agree or disagree with each of the following statements about your job?... In my job, I can help other people

[VAR] ATTJB605

RESPONSE	PUNCH	03-07	2008	2009	2010	2011	2012	2013	2014	2016	2018	2021	2023	TOTAL
Strongly agree	1	1.9	-	-	-	-	-	-	-	-	-	-	-	0.6
Agree	2	5.6	-	-	-	-	-	-	-	-	-	-	-	1.8
Neither Agree nor Disagree	3	3.5	-	-	-	-	-	-	-	-	-	-	-	1.1
Disagree	4	1.3	-	-	-	-	-	-	-	-	-	-	-	0.4
Strongly Disagree	5	0.2	-	-	-	-	-	-	-	-	-	-	-	0.1
Can't choose/NA	-8	0.1	-	-	-	-	-	-	-	-	-	-	-	0.0
IAP	-1	87.4	100.0	100.0	100.0	100.0	100.0	100.0	100.0	100.0	100.0	100.0	100.0	95.8
N		7276	1508	1599	1576	1535	1396	1294	1370	1051	1031	1205	1230	22071

\*\*\* Keyword: Job

**Table 2073 Working conditions: useful to the society**

[Questionnaire] To what extent do you agree or disagree with each of the following statements about your job?... My job is useful to society

[VAR] ATTJB705

RESPONSE	PUNCH	03-07	2008	2009	2010	2011	2012	2013	2014	2016	2018	2021	2023	TOTAL
Strongly agree	1	1.7	-	-	-	-	-	-	-	-	-	-	-	0.6
Agree	2	4.7	-	-	-	-	-	-	-	-	-	-	-	1.5
Neither Agree nor Disagree	3	3.8	-	-	-	-	-	-	-	-	-	-	-	1.3
Disagree	4	1.9	-	-	-	-	-	-	-	-	-	-	-	0.6
Strongly Disagree	5	0.3	-	-	-	-	-	-	-	-	-	-	-	0.1
Can't choose/NA	-8	0.2	-	-	-	-	-	-	-	-	-	-	-	0.0
IAP	-1	87.4	100.0	100.0	100.0	100.0	100.0	100.0	100.0	100.0	100.0	100.0	100.0	95.8
N		7276	1508	1599	1576	1535	1396	1294	1370	1051	1031	1205	1230	22071

\*\*\* Keyword: Job

**Table 2074 Working conditions: chances to improve job skills**

[Questionnaire] To what extent do you agree or disagree with each of the following statements about your job?... My job gives me a chance to improve my skills

[VAR] ATTJOB8

RESPONSE	PUNCH	03-07	2008	2009	2010	2011	2012	2013	2014	2016	2018	2021	2023	TOTAL
Strongly agree	1	1.6	-	-	-	-	-	-	-	-	-	-	-	0.5
Agree	2	3.5	-	-	-	-	-	-	-	-	-	-	-	1.2
Neither Agree nor Disagree	3	3.7	-	-	-	-	-	-	-	-	-	-	-	1.2
Disagree	4	2.8	-	-	-	-	-	-	-	-	-	-	-	0.9
Strongly Disagree	5	0.7	-	-	-	-	-	-	-	-	-	-	-	0.2
Can't choose/NA	-8	0.3	-	-	-	-	-	-	-	-	-	-	-	0.1
IAP	-1	87.4	100.0	100.0	100.0	100.0	100.0	100.0	100.0	100.0	100.0	100.0	100.0	95.8
N		7276	1508	1599	1576	1535	1396	1294	1370	1051	1031	1205	1230	22071

\*\*\* Keyword: Job, Technology

**Table 2075 Working conditions: frequency of coming home exhausted**

[Questionnaire] Now some more questions about your working conditions. Please check one box for each item below to show how often it applied to your work... How often... do you come home from work exhausted?

[VAR] XHAUSTN

RESPONSE	PUNCH	03-07	2008	2009	2010	2011	2012	2013	2014	2016	2018	2021	2023	TOTAL
Always	1	2.3	-	-	-	-	-	-	-	-	-	-	-	0.8
Often	2	6.3	-	-	-	-	-	-	-	-	-	-	-	2.1
Sometimes	3	7.0	-	-	-	-	-	-	-	-	-	-	-	2.3
Hardly ever	4	2.4	-	-	-	-	-	-	-	-	-	-	-	0.8
Never	5	0.4	-	-	-	-	-	-	-	-	-	-	-	0.1
Can't choose/NA	-8	0.3	-	-	-	-	-	-	-	-	-	-	-	0.1
IAP	-1	81.2	100.0	100.0	100.0	100.0	100.0	100.0	100.0	100.0	100.0	100.0	100.0	93.8
N		7276	1508	1599	1576	1535	1396	1294	1370	1051	1031	1205	1230	22071

\* SHOW CARD(05)

\*\*\* Keyword: Job

**Table 2076 Working conditions: frequency doing hard physical work**

[Questionnaire] Now some more questions about your working conditions. Please check one box for each item below to show how often it applied to your work... How often... do you have to do hard physical work?

[VAR] PHYSWRK

RESPONSE	PUNCH	03-07	2008	2009	2010	2011	2012	2013	2014	2016	2018	2021	2023	TOTAL
Always	1	1.9	-	-	-	-	-	-	-	-	-	-	-	0.6
Often	2	4.5	-	-	-	-	-	-	-	-	-	-	-	1.5
Sometimes	3	6.5	-	-	-	-	-	-	-	-	-	-	-	2.1
Hardly ever	4	4.6	-	-	-	-	-	-	-	-	-	-	-	1.5
Never	5	1.0	-	-	-	-	-	-	-	-	-	-	-	0.3
Can't choose/NA	-8	0.3	-	-	-	-	-	-	-	-	-	-	-	0.1
IAP	-1	81.2	100.0	100.0	100.0	100.0	100.0	100.0	100.0	100.0	100.0	100.0	100.0	93.8
N		7276	1508	1599	1576	1535	1396	1294	1370	1051	1031	1205	1230	22071

\* SHOW CARD(05)

\*\*\* Keyword: Job



**Table 2077 Working conditions: frequency of finding the work stressful**

[Questionnaire] Now some more questions about your working conditions. Please check one box for each item below to show how often it applied to your work... How often... do you find your work stressful?

[VAR] STRESS

RESPONSE	PUNCH	03-07	2008	2009	2010	2011	2012	2013	2014	2016	2018	2021	2023	TOTAL
Always	1	2.8	-	-	-	-	-	-	-	-	-	-	-	0.9
Often	2	6.0	-	-	-	-	-	-	-	-	-	-	-	2.0
Sometimes	3	7.5	-	-	-	-	-	-	-	-	-	-	-	2.5
Hardly ever	4	1.8	-	-	-	-	-	-	-	-	-	-	-	0.6
Never	5	0.4	-	-	-	-	-	-	-	-	-	-	-	0.1
Can't choose/NA	-8	0.3	-	-	-	-	-	-	-	-	-	-	-	0.1
IAP	-1	81.2	100.0	100.0	100.0	100.0	100.0	100.0	100.0	100.0	100.0	100.0	100.0	93.8
N		7276	1508	1599	1576	1535	1396	1294	1370	1051	1031	1205	1230	22071

\* SHOW CARD(05)

\*\*\* Keyword: Job, Stress

**Table 2078 Working conditions: frequency in working in dangerous conditions**

[Questionnaire] Now some more questions about your working conditions. Please check one box for each item below to show how often it applied to your work... How often... do you work in dangerous conditions?

[VAR] DANGER

RESPONSE	PUNCH	03-07	2008	2009	2010	2011	2012	2013	2014	2016	2018	2021	2023	TOTAL
Always	1	1.3	-	-	-	-	-	-	-	-	-	-	-	0.4
Often	2	1.8	-	-	-	-	-	-	-	-	-	-	-	0.6
Sometimes	3	4.4	-	-	-	-	-	-	-	-	-	-	-	1.4
Hardly ever	4	7.2	-	-	-	-	-	-	-	-	-	-	-	2.4
Never	5	3.7	-	-	-	-	-	-	-	-	-	-	-	1.2
Can't choose/NA	-8	0.3	-	-	-	-	-	-	-	-	-	-	-	0.1
IAP	-1	81.2	100.0	100.0	100.0	100.0	100.0	100.0	100.0	100.0	100.0	100.0	100.0	93.8
N		7276	1508	1599	1576	1535	1396	1294	1370	1051	1031	1205	1230	22071

\* SHOW CARD(05)

\*\*\* Keyword: Job, Burden

**Table 2079 R's ability to decide when to start and finish work**

[Questionnaire] Which of the following statements best describes how your working hours are decided? (By working hours we mean here the times you start and finish work, and not the total hours you work per week or month.)

[VAR] JAUTO1

RESPONSE	PUNCH	03-07	2008	2009	2010	2011	2012	2013	2014	2016	2018	2021	2023	TOTAL
Starting and finishing times are decided by my employer and I cannot change them on my own	1	4.9	-	-	-	-	-	-	-	-	-	-	-	1.6
I can decide the time I start and finish work, within certain limits	2	4.2	-	-	-	-	-	-	-	-	-	-	-	1.4
I am entirely free to decide when I start and finish work	3	3.3	-	-	-	-	-	-	-	-	-	-	-	1.1
Can't choose/NA	-8	0.2	-	-	-	-	-	-	-	-	-	-	-	0.0
IAP	-1	87.4	100.0	100.0	100.0	100.0	100.0	100.0	100.0	100.0	100.0	100.0	100.0	95.8
N		7276	1508	1599	1576	1535	1396	1294	1370	1051	1031	1205	1230	22071

\*\*\* Keyword: Job

**Table 2080 R's ability to organize the daily work**

[Questionnaire] Which of the following statements best describes how your daily work is organized?

[VAR] JAUTO2

RESPONSE	PUNCH	03-07	2008	2009	2010	2011	2012	2013	2014	2016	2018	2021	2023	TOTAL
I am not free to decide how my daily work is organized	1	4.3	-	-	-	-	-	-	-	-	-	-	-	1.4
I can decide how my daily work is organized, within certain limits	2	5.1	-	-	-	-	-	-	-	-	-	-	-	1.7
I am free to decide how my daily work is organized	3	3.1	-	-	-	-	-	-	-	-	-	-	-	1.0
Can't choose/NA	-8	0.1	-	-	-	-	-	-	-	-	-	-	-	0.0
IAP	-1	87.4	100.0	100.0	100.0	100.0	100.0	100.0	100.0	100.0	100.0	100.0	100.0	95.8
N		7276	1508	1599	1576	1535	1396	1294	1370	1051	1031	1205	1230	22071

\*\*\* Keyword: Job

**Table 2081 R's ability to take some time off to take care of personal matters**

[Questionnaire] How difficult would it be for you to take an hour or two off during working hours, to take care of personal or family matters?

[VAR] FLEXTIME

RESPONSE	PUNCH	03-07	2008	2009	2010	2011	2012	2013	2014	2016	2018	2021	2023	TOTAL
Not difficult at all	1	2.8	-	-	-	-	-	-	-	-	-	-	-	0.9
Not too difficult	2	4.7	-	-	-	-	-	-	-	-	-	-	-	1.5
Somewhat difficult	3	3.4	-	-	-	-	-	-	-	-	-	-	-	1.1
Very difficult	4	1.5	-	-	-	-	-	-	-	-	-	-	-	0.5
Can't choose/NA	-8	0.2	-	-	-	-	-	-	-	-	-	-	-	0.1
IAP	-1	87.4	100.0	100.0	100.0	100.0	100.0	100.0	100.0	100.0	100.0	100.0	100.0	95.8
N		7276	1508	1599	1576	1535	1396	1294	1370	1051	1031	1205	1230	22071

\*\*\* Keyword: Family, Job



**Table 2082 Frequency of R feeling that the demands of work interfere family life**

[Questionnaire] How often do you feel that... the demands of your job interfere with your family life?

[VAR] FAMWRK1

RESPONSE	PUNCH	03-07	2008	2009	2010	2011	2012	2013	2014	2016	2018	2021	2023	TOTAL
Always	1	0.3	-	-	-	-	-	-	-	-	-	-	-	0.1
Often	2	0.8	-	-	-	-	-	-	-	-	-	-	-	0.3
Sometimes	3	2.9	-	-	-	-	-	-	-	-	-	-	-	1.0
Hardly ever	4	5.3	-	-	-	-	-	-	-	-	-	-	-	1.7
Never	5	3.1	-	-	-	-	-	-	-	-	-	-	-	1.0
Can't choose/NA	-8	0.2	-	-	-	-	-	-	-	-	-	-	-	0.1
IAP	-1	87.4	100.0	100.0	100.0	100.0	100.0	100.0	100.0	100.0	100.0	100.0	100.0	95.8
N		7276	1508	1599	1576	1535	1396	1294	1370	1051	1031	1205	1230	22071

\*\*\* Keyword: Job, Family

**Table 2083 Frequency of R feeling that the demands of family life interfere the work**

[Questionnaire] How often do you feel that... the demands of your family life interfere with your job?

[VAR] FAMWRK2

RESPONSE	PUNCH	03-07	2008	2009	2010	2011	2012	2013	2014	2016	2018	2021	2023	TOTAL
Always	1	0.1	-	-	-	-	-	-	-	-	-	-	-	0.0
Often	2	0.3	-	-	-	-	-	-	-	-	-	-	-	0.1
Sometimes	3	1.6	-	-	-	-	-	-	-	-	-	-	-	0.5
Hardly ever	4	5.7	-	-	-	-	-	-	-	-	-	-	-	1.9
Never	5	4.7	-	-	-	-	-	-	-	-	-	-	-	1.5
Can't choose/NA	-8	0.2	-	-	-	-	-	-	-	-	-	-	-	0.1
IAP	-1	87.4	100.0	100.0	100.0	100.0	100.0	100.0	100.0	100.0	100.0	100.0	100.0	95.8
N		7276	1508	1599	1576	1535	1396	1294	1370	1051	1031	1205	1230	22071

\*\*\* Keyword: Family, Job

**Table 2084 How much R can make use of the past work experience to current job**

[Questionnaire] How much of your past work experience and/or job skills can you make use of in your present job?

[VAR] PASTSKIL

RESPONSE	PUNCH	03-07	2008	2009	2010	2011	2012	2013	2014	2016	2018	2021	2023	TOTAL
Almost none	1	2.1	-	-	-	-	-	-	-	-	-	-	-	0.7
A little	2	3.3	-	-	-	-	-	-	-	-	-	-	-	1.1
A lot	3	4.4	-	-	-	-	-	-	-	-	-	-	-	1.5
Almost all	4	2.3	-	-	-	-	-	-	-	-	-	-	-	0.8
Can't choose/NA	-8	0.5	-	-	-	-	-	-	-	-	-	-	-	0.2
IAP	-1	87.4	100.0	100.0	100.0	100.0	100.0	100.0	100.0	100.0	100.0	100.0	100.0	95.8
N		7276	1508	1599	1576	1535	1396	1294	1370	1051	1031	1205	1230	22071

\*\*\* Keyword: Job, Technology

**Table 2085 How much R can make use of the present work experience to future job**

[Questionnaire] If you were to look for a new job, how helpful would your present work experience and/or job skills be?

[VAR] PANTSKIL

RESPONSE	PUNCH	03-07	2008	2009	2010	2011	2012	2013	2014	2016	2018	2021	2023	TOTAL
Very helpful	1	3.0	-	-	-	-	-	-	-	-	-	-	-	1.0
Quite helpful	2	5.9	-	-	-	-	-	-	-	-	-	-	-	1.9
Not so helpful	3	2.5	-	-	-	-	-	-	-	-	-	-	-	0.8
Not helpful at all	4	0.9	-	-	-	-	-	-	-	-	-	-	-	0.3
Can't choose/NA	-8	0.4	-	-	-	-	-	-	-	-	-	-	-	0.1
IAP	-1	87.4	100.0	100.0	100.0	100.0	100.0	100.0	100.0	100.0	100.0	100.0	100.0	95.8
N		7276	1508	1599	1576	1535	1396	1294	1370	1051	1031	1205	1230	22071

\*\*\* Keyword: Job, Technology

**Table 2086 Whether R got any training to improve job skills within the 12 months**

[Questionnaire] Over the past 12 months, have you had any training to improve your job skills, either at the workplace or somewhere else?

[VAR] SKILTRAI

RESPONSE	PUNCH	03-07	2008	2009	2010	2011	2012	2013	2014	2016	2018	2021	2023	TOTAL
Yes	1	4.9	-	-	-	-	-	-	20.6	-	-	-	-	2.8
No	2	7.5	-	-	-	-	-	-	79.4	-	-	-	-	7.1
Can't choose/NA	-8	0.2	-	-	-	-	-	-	0.0	-	-	-	-	0.1
IAP	-1	87.4	100.0	100.0	100.0	100.0	100.0	100.0	0.0	100.0	100.0	100.0	100.0	90.0
N		7276	1508	1599	1576	1535	1396	1294	1370	1051	1031	1205	1230	22071

\*\* 2013 Questionnaire: Have you ever had any vocational training before

\*\* 2013 RESPONSE: Have experience of receiving, Haven't experience of receiving

\*\*\* Keyword: Workplace, Job, Technology, Training, Occupation

**Table 2087 Relation at workplace between management and employees**

[Questionnaire] In general, how would you describe relations at your workplace... between management and employees?

[VAR] REMAWRK

RESPONSE	PUNCH	03-07	2008	2009	2010	2011	2012	2013	2014	2016	2018	2021	2023	TOTAL
Very good	1	2.7	-	-	-	-	-	-	-	-	-	-	-	0.9
Quite good	2	7.2	-	-	-	-	-	-	-	-	-	-	-	2.4
Neither good nor bad	3	4.4	-	-	-	-	-	-	-	-	-	-	-	1.4
Quite bad	4	0.6	-	-	-	-	-	-	-	-	-	-	-	0.2
Very bad	5	0.0	-	-	-	-	-	-	-	-	-	-	-	0.0
Can't choose/NA	-8	0.4	-	-	-	-	-	-	-	-	-	-	-	0.1
IAP	-1	84.7	100.0	100.0	100.0	100.0	100.0	100.0	100.0	100.0	100.0	100.0	100.0	95.0
N		7276	1508	1599	1576	1535	1396	1294	1370	1051	1031	1205	1230	22071

\*\* 2005 Questionnaire: Relationship in the workplace... relationship between managers and employees

\*\*\* Keyword: Workplace, Human Relations



**Table 2088 Relation at workplace between co-workers/colleagues**

[Questionnaire] In general, how would you describe relations at your workplace... between co-workers/colleagues?

[VAR] REWRKWRK

RESPONSE	PUNCH	03-07	2008	2009	2010	2011	2012	2013	2014	2016	2018	2021	2023	TOTAL
Very good	1	3.6	-	-	-	-	-	-	-	-	-	-	-	1.2
Quite good	2	7.1	-	-	-	-	-	-	-	-	-	-	-	2.3
Neither good nor bad	3	2.8	-	-	-	-	-	-	-	-	-	-	-	0.9
Quite bad	4	0.2	-	-	-	-	-	-	-	-	-	-	-	0.0
Very bad	5	0.0	-	-	-	-	-	-	-	-	-	-	-	0.0
Can't choose/NA	-8	0.4	-	-	-	-	-	-	-	-	-	-	-	0.1
IAP	-1	85.9	100.0	100.0	100.0	100.0	100.0	100.0	100.0	100.0	100.0	100.0	100.0	95.4
N		7276	1508	1599	1576	1535	1396	1294	1370	1051	1031	1205	1230	22071

\*\* 2005 Questionnaire: Relationship in the workplace... relationship between co-worker and colleagues

\*\*\* Keyword: Human Relations, Workplace, Colleagues

**Table 2089 Job satisfaction**

[Questionnaire] How satisfied are you with your (main) job?

[VAR] SATWORK

RESPONSE	PUNCH	03-07	2008	2009	2010	2011	2012	2013	2014	2016	2018	2021	2023	TOTAL
Completely satisfied	1	1.0	-	-	-	-	6.9	-	-	-	-	-	-	0.8
Very satisfied	2	1.6	-	-	-	-	8.7	-	-	-	-	-	-	1.1
Fairly satisfied	3	5.6	-	-	-	-	23.4	-	-	-	-	-	-	3.3
Neither satisfied nor dissatisfied	4	2.7	-	-	-	-	11.5	-	-	-	-	-	-	1.6
Fairly dissatisfied	5	1.3	-	-	-	-	6.5	-	-	-	-	-	-	0.8
Very dissatisfied	6	0.2	-	-	-	-	1.1	-	-	-	-	-	-	0.1
Completely dissatisfied	7	0.1	-	-	-	-	0.4	-	-	-	-	-	-	0.0
Can't choose/NA	-8	0.1	-	-	-	-	0.0	-	-	-	-	-	-	0.0
IAP	-1	87.4	100.0	100.0	100.0	100.0	41.5	100.0	100.0	100.0	100.0	100.0	100.0	92.1
N		7276	1508	1599	1576	1535	1396	1294	1370	1051	1031	1205	1230	22071

\* SHOW CARD(12)

\*\* 2012 Questionnaire: All things considered, how satisfied are you with your (main) job

\*\*\* Keyword: Job, Satisfaction

**Table 2090 Willing to work harder than one has to for the firm's success**

[Questionnaire] To what extent do you agree or disagree with each of the following statements, thinking of your workplace?... I am willing to work harder than I have to in order to help the firm or organization I work for succeed

[VAR] HELPORGI

RESPONSE	PUNCH	03-07	2008	2009	2010	2011	2012	2013	2014	2016	2018	2021	2023	TOTAL
Strongly Agree	1	3.8	-	7.2	-	-	-	-	-	-	-	-	-	1.8
Agree	2	8.2	-	18.9	-	-	-	-	-	-	-	-	-	4.1
Neither Agree nor Disagree	3	4.4	-	8.6	-	-	-	-	-	-	-	-	-	2.1
Disagree	4	1.1	-	1.6	-	-	-	-	-	-	-	-	-	0.5
Strongly Disagree	5	0.2	-	0.3	-	-	-	-	-	-	-	-	-	0.1
Can't choose/NA	-8	0.4	-	2.1	-	-	-	-	-	-	-	-	-	0.3
IAP	-1	82.0	100.0	61.3	100.0	100.0	100.0	100.0	100.0	100.0	100.0	100.0	100.0	91.2
N		7276	1508	1599	1576	1535	1396	1294	1370	1051	1031	1205	1230	22071

\* SHOW CARD(09)

\*\*2005 Questionnaire: To what extent do you agree or disagree with each of the following statements?... I am willing to work harder than I have to in order to help the firm or organization I work for succeed

\*\* 2009 Questionnaire: To what extent do you agree or disagree with each of the following statements about the company you work for?... I am willing to work harder than I have to in order to help the firm or organization I work for succeed

\*\*\* Keyword: Workplace

**Table 2091 Being proud of working for the firm**

[Questionnaire] To what extent do you agree or disagree with each of the following statements, thinking of your workplace?... I am proud to be working for my firm or organization

[VAR] PROUDWRK

RESPONSE	PUNCH	03-07	2008	2009	2010	2011	2012	2013	2014	2016	2018	2021	2023	TOTAL
Strongly Agree	1	2.8	-	4.6	-	-	-	-	-	-	-	-	-	1.3
Agree	2	4.5	-	8.1	-	-	-	-	-	-	-	-	-	2.1
Neither Agree nor Disagree	3	4.6	-	9.4	-	-	-	-	-	-	-	-	-	2.2
Disagree	4	3.5	-	10.0	-	-	-	-	-	-	-	-	-	1.9
Strongly Disagree	5	2.1	-	4.6	-	-	-	-	-	-	-	-	-	1.0
Can't choose/NA	-8	0.5	-	2.1	-	-	-	-	-	-	-	-	-	0.3
IAP	-1	82.0	100.0	61.3	100.0	100.0	100.0	100.0	100.0	100.0	100.0	100.0	100.0	91.3
N		7276	1508	1599	1576	1535	1396	1294	1370	1051	1031	1205	1230	22071

\* SHOW CARD(09)

\*\* 2005 Questionnaire: To what extent do you agree or disagree with each of the following statements?... I am proud to be working for my firm or organization

\*\* 2009 Questionnaire: To what extent do you agree or disagree with each of the following statements about the company you work for?... I am proud to be working for my firm or organization

\*\*\* Keyword: Workplace



**Table 2092 Would not take another job offer for better payment**

[Questionnaire] To what extent do you agree or disagree with each of the following statements, thinking of your workplace?... I would turn down another job that offered quite a bit more pay in order to stay with this organization

[VAR] BOASTWRK

RESPONSE	PUNCH	03-07	2008	2009	2010	2011	2012	2013	2014	2016	2018	2021	2023	TOTAL
Strongly Agree	1	2.7	-	5.4	-	-	-	-	-	-	-	-	-	1.3
Agree	2	5.2	-	15.2	-	-	-	-	-	-	-	-	-	2.8
Neither Agree nor Disagree	3	5.3	-	12.7	-	-	-	-	-	-	-	-	-	2.7
Disagree	4	3.2	-	2.6	-	-	-	-	-	-	-	-	-	1.2
Strongly Disagree	5	1.2	-	0.8	-	-	-	-	-	-	-	-	-	0.5
Can't choose/NA	-8	0.5	-	2.1	-	-	-	-	-	-	-	-	-	0.3
IAP	-1	82.0	100.0	61.3	100.0	100.0	100.0	100.0	100.0	100.0	100.0	100.0	100.0	91.3
N		7276	1508	1599	1576	1535	1396	1294	1370	1051	1031	1205	1230	22071

\* SHOW CARD(09)

\*\*2005 Questionnaire: To what extent do you agree or disagree with each of the following statements?... I would turn down another job that offered quite a bit more pay in order to stay with this organization

\*\* 2009 Questionnaire: To what extent do you agree or disagree with each of the following statements about the company you work for?... I would turn down another job that offered quite a bit more pay in order to stay with this organization

\*\*\* Keyword: Workplace, Money

**Table 2093 R's likelihood of finding the new job as good as the current one**

[Questionnaire] How difficult or easy do you think it would be for you to find a job at least as good as your current one?

[VAR] EMPEEDPD

RESPONSE	PUNCH	03-07	2008	2009	2010	2011	2012	2013	2014	2016	2018	2021	2023	TOTAL
Very easy	1	0.5	-	-	-	-	-	-	-	-	-	-	-	0.2
Fairly easy	2	1.6	-	-	-	-	-	-	-	-	-	-	-	0.5
Neither easy nor difficult	3	2.9	-	-	-	-	-	-	-	-	-	-	-	0.9
Fairly difficult	4	4.4	-	-	-	-	-	-	-	-	-	-	-	1.4
Very difficult	5	2.3	-	-	-	-	-	-	-	-	-	-	-	0.7
Can't choose/NA	-8	0.2	-	-	-	-	-	-	-	-	-	-	-	0.1
IAP	-1	88.1	100.0	100.0	100.0	100.0	100.0	100.0	100.0	100.0	100.0	100.0	100.0	96.1
N		7276	1508	1599	1576	1535	1396	1294	1370	1051	1031	1205	1230	22071

\*\*\* Keyword: Workplace

**Table 2094 The likelihood of R's firm replacing R when he/she leaves**

[Questionnaire] How difficult or easy do you think it would be for your firm or organization to replace you if you left?

[VAR] EMPERDPD

RESPONSE	PUNCH	03-07	2008	2009	2010	2011	2012	2013	2014	2016	2018	2021	2023	TOTAL
Very easy	1	1.6	-	-	-	-	-	-	-	-	-	-	-	0.5
Fairly easy	2	2.8	-	-	-	-	-	-	-	-	-	-	-	0.9
Neither easy nor difficult	3	2.7	-	-	-	-	-	-	-	-	-	-	-	0.9
Fairly difficult	4	2.8	-	-	-	-	-	-	-	-	-	-	-	0.9
Very difficult	5	1.0	-	-	-	-	-	-	-	-	-	-	-	0.3
Can't choose/NA	-8	0.3	-	-	-	-	-	-	-	-	-	-	-	0.1
IAP	-1	88.8	100.0	100.0	100.0	100.0	100.0	100.0	100.0	100.0	100.0	100.0	100.0	96.3
N		7276	1508	1599	1576	1535	1396	1294	1370	1051	1031	1205	1230	22071

\*\*\* Keyword: Workplace

**Table 2095 Likelihood of trying to find a new job with another firm within the next 12 months**

[Questionnaire] All in all, how likely is it that you will try to find a job with another firm or organization within the next 12 months?

[VAR] INTLEAVE

RESPONSE	PUNCH	03-07	2008	2009	2010	2011	2012	2013	2014	2016	2018	2021	2023	TOTAL
Very likely	1	1.1	-	-	-	-	-	-	-	-	-	-	-	0.4
Likely	2	1.6	-	-	-	-	-	-	-	-	-	-	-	0.5
Unlikely	3	3.1	-	-	-	-	-	-	-	-	-	-	-	1.0
Very unlikely	4	6.3	-	-	-	-	-	-	-	-	-	-	-	2.1
Can't choose/NA	-8	0.4	-	-	-	-	-	-	-	-	-	-	-	0.1
IAP	-1	87.4	100.0	100.0	100.0	100.0	100.0	100.0	100.0	100.0	100.0	100.0	100.0	95.8
N		7276	1508	1599	1576	1535	1396	1294	1370	1051	1031	1205	1230	22071

\*\*\* Keyword: Job

**Table 2096 Fear for losing the job**

[Questionnaire] To what extent, if at all, do you worry about the possibility of losing your job?

[VAR] LOSEJOB

RESPONSE	PUNCH	03-07	2008	2009	2010	2011	2012	2013	2014	2016	2018	2021	2023	TOTAL
I worry a great deal	1	0.5	-	-	-	-	-	-	-	-	-	-	-	0.2
I worry to some extent	2	2.6	-	-	-	-	-	-	-	-	-	-	-	0.9
I worry a little	3	5.6	-	-	-	-	-	-	-	-	-	-	-	1.8
I don't worry at all	4	3.8	-	-	-	-	-	-	-	-	-	-	-	1.2
Can't choose/NA	-8	0.1	-	-	-	-	-	-	-	-	-	-	-	0.0
IAP	-1	87.4	100.0	100.0	100.0	100.0	100.0	100.0	100.0	100.0	100.0	100.0	100.0	95.8
N		7276	1508	1599	1576	1535	1396	1294	1370	1051	1031	1205	1230	22071

\*\*\* Keyword: Job



**Table 2097 Willingness to accept a job that requires new skills to avoid unemployment**

[Questionnaire] To what extent do you agree or disagree with each of the following statements?... In order to avoid unemployment I would be willing... to accept a job that requires new skills

[VAR] ACPTJOB1

RESPONSE	PUNCH	03-07	2008	2009	2010	2011	2012	2013	2014	2016	2018	2021	2023	TOTAL
Strongly Agree	1	3.0	-	-	-	-	-	-	-	-	-	-	-	1.0
Agree	2	5.5	-	-	-	-	-	-	-	-	-	-	-	1.8
Neither Agree nor Disagree	3	1.7	-	-	-	-	-	-	-	-	-	-	-	0.6
Disagree	4	1.1	-	-	-	-	-	-	-	-	-	-	-	0.4
Strongly Disagree	5	0.5	-	-	-	-	-	-	-	-	-	-	-	0.2
Can't choose/NA	-8	0.8	-	-	-	-	-	-	-	-	-	-	-	0.3
IAP	-1	87.4	100.0	100.0	100.0	100.0	100.0	100.0	100.0	100.0	100.0	100.0	100.0	95.8
N		7276	1508	1599	1576	1535	1396	1294	1370	1051	1031	1205	1230	22071

\* SHOW CARD(05)

\*\*\* Keyword: Unemployment, Technology, Job

**Table 2098 Willingness to accept a position with lower pay to avoid unemployment**

[Questionnaire] To what extent do you agree or disagree with each of the following statements?... In order to avoid unemployment I would be willing... to accept a position with lower pay

[VAR] ACPTJOB2

RESPONSE	PUNCH	03-07	2008	2009	2010	2011	2012	2013	2014	2016	2018	2021	2023	TOTAL
Strongly Agree	1	1.6	-	-	-	-	-	-	-	-	-	-	-	0.5
Agree	2	4.0	-	-	-	-	-	-	-	-	-	-	-	1.3
Neither Agree nor Disagree	3	2.3	-	-	-	-	-	-	-	-	-	-	-	0.7
Disagree	4	2.9	-	-	-	-	-	-	-	-	-	-	-	0.9
Strongly Disagree	5	1.1	-	-	-	-	-	-	-	-	-	-	-	0.4
Can't choose/NA	-8	0.8	-	-	-	-	-	-	-	-	-	-	-	0.3
IAP	-1	87.4	100.0	100.0	100.0	100.0	100.0	100.0	100.0	100.0	100.0	100.0	100.0	95.8
N		7276	1508	1599	1576	1535	1396	1294	1370	1051	1031	1205	1230	22071

\* SHOW CARD(05)

\*\*\* Keyword: Unemployment, Job

**Table 2099 Willingness to accept temporary employment to avoid unemployment**

[Questionnaire] To what extent do you agree or disagree with each of the following statements?... In order to avoid unemployment I would be willing... to accept temporary employment

[VAR] ACPTJOB3

RESPONSE	PUNCH	03-07	2008	2009	2010	2011	2012	2013	2014	2016	2018	2021	2023	TOTAL
Strongly Agree	1	1.5	-	-	-	-	-	-	-	-	-	-	-	0.5
Agree	2	4.0	-	-	-	-	-	-	-	-	-	-	-	1.3
Neither Agree nor Disagree	3	2.2	-	-	-	-	-	-	-	-	-	-	-	0.7
Disagree	4	2.7	-	-	-	-	-	-	-	-	-	-	-	0.9
Strongly Disagree	5	1.4	-	-	-	-	-	-	-	-	-	-	-	0.5
Can't choose/NA	-8	0.8	-	-	-	-	-	-	-	-	-	-	-	0.3
IAP	-1	87.4	100.0	100.0	100.0	100.0	100.0	100.0	100.0	100.0	100.0	100.0	100.0	95.8
N		7276	1508	1599	1576	1535	1396	1294	1370	1051	1031	1205	1230	22071

\* SHOW CARD(05)

\*\*\* Keyword: Unemployment

**Table 2100 Willingness to travel longer to get to work to avoid unemployment**

[Questionnaire] To what extent do you agree or disagree with each of the following statements?... In order to avoid unemployment I would be willing... to travel longer to get to work

[VAR] ACPTJOB4

RESPONSE	PUNCH	03-07	2008	2009	2010	2011	2012	2013	2014	2016	2018	2021	2023	TOTAL
Strongly Agree	1	1.5	-	-	-	-	-	-	-	-	-	-	-	0.5
Agree	2	4.2	-	-	-	-	-	-	-	-	-	-	-	1.4
Neither Agree nor Disagree	3	1.6	-	-	-	-	-	-	-	-	-	-	-	0.5
Disagree	4	3.1	-	-	-	-	-	-	-	-	-	-	-	1.0
Strongly Disagree	5	1.6	-	-	-	-	-	-	-	-	-	-	-	0.5
Can't choose/NA	-8	0.8	-	-	-	-	-	-	-	-	-	-	-	0.3
IAP	-1	87.4	100.0	100.0	100.0	100.0	100.0	100.0	100.0	100.0	100.0	100.0	100.0	95.8
N		7276	1508	1599	1576	1535	1396	1294	1370	1051	1031	1205	1230	22071

\* SHOW CARD(05)

\*\*\* Keyword: Unemployment

**Table 2101 Whether R has a second job for additional income**

[Questionnaire] In addition to your main job, do you do any other work for additional income?

[VAR] SCNDJOB

RESPONSE	PUNCH	03-07	2008	2009	2010	2011	2012	2013	2014	2016	2018	2021	2023	TOTAL
No	1	11.3	-	-	-	-	-	-	-	-	-	-	-	3.7
Yes, mostly as an employee	2	0.2	-	-	-	-	-	-	-	-	-	-	-	0.1
Yes, mostly on a self-employed basis	3	0.6	-	-	-	-	-	-	-	-	-	-	-	0.2
YES, OTHER	4	0.3	-	-	-	-	-	-	-	-	-	-	-	0.1
Can't choose/NA	-8	0.1	-	-	-	-	-	-	-	-	-	-	-	0.0
IAP	-1	87.4	100.0	100.0	100.0	100.0	100.0	100.0	100.0	100.0	100.0	100.0	100.0	95.8
N		7276	1508	1599	1576	1535	1396	1294	1370	1051	1031	1205	1230	22071

\*\*\* Keyword: Job



# ISSP 2006/2016 Role of Government

**Table 2102 Opinion on obeying the law**

[Questionnaire] In general, would you say that people should obey the law without exception, or are there exceptional occasions on which people should follow their consciences even if it means breaking the law?

[VAR] LAWOBEY

RESPONSE	PUNCH	03-07	2008	2009	2010	2011	2012	2013	2014	2016	2018	2021	2023	TOTAL
Obey the law without exception	1	8.9	-	-	-	-	-	-	-	48.0	-	-	-	5.2
Follow conscience on occasions	2	13.0	-	-	-	-	-	-	-	50.5	-	-	-	6.7
Can't choose/NA	-8	0.1	-	-	-	-	-	-	-	1.4	-	-	-	0.1
IAP	-1	77.9	100.0	100.0	100.0	100.0	100.0	100.0	100.0	0.0	100.0	100.0	100.0	88.0
N		7276	1508	1599	1576	1535	1396	1294	1370	1051	1031	1205	1230	22071

\* SHOW CARD(16)

**Table 2103 Opinion on ways to oppose against government action: organizing public meetings**

[Questionnaire] There are many ways people or organizations can protest against a government action they strongly oppose. Please show which you think should be allowed and which should not be allowed by ticking a box on each line... Organizing public meetings to protest against the government

[VAR] PROTEST1

RESPONSE	PUNCH	03-07	2008	2009	2010	2011	2012	2013	2014	2016	2018	2021	2023	TOTAL
Definitely	1	8.1	-	-	-	-	-	-	-	35.2	-	-	-	4.4
Probably	2	10.5	-	-	-	-	-	-	-	47.5	-	-	-	5.7
Probably not	3	2.2	-	-	-	-	-	-	-	10.1	-	-	-	1.2
Definitely not	4	0.6	-	-	-	-	-	-	-	6.0	-	-	-	0.5
Can't choose/NA	-8	0.6	-	-	-	-	-	-	-	1.1	-	-	-	0.3
IAP	-1	78.0	100.0	100.0	100.0	100.0	100.0	100.0	100.0	0.0	100.0	100.0	100.0	88.0
N		7276	1508	1599	1576	1535	1396	1294	1370	1051	1031	1205	1230	22071

\* SHOW CARD

\*\*\* Keyword: Government, Protest, Public Meetings

**Table 2104 Opinion on ways to oppose against government action: organizing protest marches and demonstrations**

[Questionnaire] There are many ways people or organizations can protest against a government action they strongly oppose. Please show which you think should be allowed and which should not be allowed by ticking a box on each line... Organizing protest marches and demonstrations

[VAR] PROTEST2

RESPONSE	PUNCH	03-07	2008	2009	2010	2011	2012	2013	2014	2016	2018	2021	2023	TOTAL
Definitely	1	2.8	-	-	-	-	-	-	-	18.1	-	-	-	1.8
Probably	2	10.5	-	-	-	-	-	-	-	47.2	-	-	-	5.7
Probably not	3	5.7	-	-	-	-	-	-	-	20.8	-	-	-	2.9
Definitely not	4	2.3	-	-	-	-	-	-	-	12.3	-	-	-	1.4
Can't choose/NA	-8	0.7	-	-	-	-	-	-	-	1.6	-	-	-	0.3
IAP	-1	78.0	100.0	100.0	100.0	100.0	100.0	100.0	100.0	0.0	100.0	100.0	100.0	88.0
N		7276	1508	1599	1576	1535	1396	1294	1370	1051	1031	1205	1230	22071

\* SHOW CARD

\*\*\* Keyword: Government, Protest

**Table 2105 Opinion on organizing a nationwide strike of all workers against the government**

[Questionnaire] There are many ways people or organizations can protest against a government action they strongly oppose. Please show which you think should be allowed and which should not be allowed by ticking a box on each line... Organizing a nationwide strike of all workers against the government

[VAR] PROTEST3

RESPONSE	PUNCH	03-07	2008	2009	2010	2011	2012	2013	2014	2016	2018	2021	2023	TOTAL
Definitely	1	2.2	-	-	-	-	-	-	-	-	-	-	-	0.7
Probably	2	8.5	-	-	-	-	-	-	-	-	-	-	-	2.8
Probably not	3	6.8	-	-	-	-	-	-	-	-	-	-	-	2.2
Definitely not	4	3.9	-	-	-	-	-	-	-	-	-	-	-	1.3
Can't choose/NA	-8	0.7	-	-	-	-	-	-	-	-	-	-	-	0.2
IAP	-1	77.9	100.0	100.0	100.0	100.0	100.0	100.0	100.0	100.0	100.0	100.0	100.0	92.7
N		7276	1508	1599	1576	1535	1396	1294	1370	1051	1031	1205	1230	22071

\* SHOW CARD

\*\*\* Keyword: Government, Protest

**Table 2106 Allowing extremists to held public meetings**

[Questionnaire] There are some people whose views are considered extreme by the majority. Consider people who want to overthrow the government by revolution. Do you think such people should be allowed to... hold public meetings to express their views?

[VAR] EXTREM1

RESPONSE	PUNCH	03-07	2008	2009	2010	2011	2012	2013	2014	2016	2018	2021	2023	TOTAL
Definitely	1	2.1	-	-	-	-	-	-	-	13.8	-	-	-	1.3
Probably	2	7.3	-	-	-	-	-	-	-	36.4	-	-	-	4.1
Probably not	3	6.1	-	-	-	-	-	-	-	25.1	-	-	-	3.2
Definitely not	4	5.8	-	-	-	-	-	-	-	22.6	-	-	-	3.0
Can't choose/NA	-8	0.9	-	-	-	-	-	-	-	2.0	-	-	-	0.4
IAP	-1	77.9	100.0	100.0	100.0	100.0	100.0	100.0	100.0	0.0	100.0	100.0	100.0	88.0
N		7276	1508	1599	1576	1535	1396	1294	1370	1051	1031	1205	1230	22071

\* SHOW CARD

\*\*\* Keyword: Government, Public Meetings



**Table 2107 Allowing extremists to publish books expressing their views**

[Questionnaire] There are some people whose views are considered extreme by the majority. Consider people who want to overthrow the government by revolution. Do you think such people should be allowed to... publish books expressing their views?

[VAR] EXTREM2

RESPONSE	PUNCH	03-07	2008	2009	2010	2011	2012	2013	2014	2016	2018	2021	2023	TOTAL
Definitely	1	2.9	-	-	-	-	-	-	-	16.8	-	-	-	1.8
Probably	2	10.4	-	-	-	-	-	-	-	42.7	-	-	-	5.4
Probably not	3	4.6	-	-	-	-	-	-	-	22.9	-	-	-	2.6
Definitely not	4	3.3	-	-	-	-	-	-	-	15.7	-	-	-	1.8
Can't choose/NA	-8	0.9	-	-	-	-	-	-	-	1.9	-	-	-	0.4
IAP	-1	78.0	100.0	100.0	100.0	100.0	100.0	100.0	100.0	0.0	100.0	100.0	100.0	88.0
N		7276	1508	1599	1576	1535	1396	1294	1370	1051	1031	1205	1230	22071

\* SHOW CARD

\*\*\* Keyword: Government

**Table 2108 Worse mistake of the system of justice: letting the guilty person walk away or convicting an innocent person**

[Questionnaire] All systems of justice make mistakes, but which do you think is worse...

[VAR] INNOGUIL

RESPONSE	PUNCH	03-07	2008	2009	2010	2011	2012	2013	2014	2016	2018	2021	2023	TOTAL
To convict an innocent person	1	14.5	-	-	-	-	-	-	-	58.4	-	-	-	7.6
To let a guilty person go free	2	6.4	-	-	-	-	-	-	-	37.6	-	-	-	3.9
Can't choose/NA	-8	1.2	-	-	-	-	-	-	-	4.0	-	-	-	0.6
IAP	-1	77.9	100.0	100.0	100.0	100.0	100.0	100.0	100.0	0.0	100.0	100.0	100.0	88.0
N		7276	1508	1599	1576	1535	1396	1294	1370	1051	1031	1205	1230	22071

\* SHOW CARD(16)

\*\*\* Keyword: Legal System

**Table 2109 Opinion on cuts in government spending**

[Questionnaire] Here are some things the government might do for the economy. Please show which actions you are in favor of and which you are against... Cuts in government spending

[VAR] GOVSUP1

RESPONSE	PUNCH	03-07	2008	2009	2010	2011	2012	2013	2014	2016	2018	2021	2023	TOTAL
Strongly in favor of	1	3.6	-	-	-	-	-	-	-	12.3	18.5	-	-	2.6
In favor of	2	7.9	-	-	-	-	-	-	-	39.4	32.7	-	-	6.0
Neither in favor of nor against	3	5.8	-	-	-	-	-	-	-	28.7	28.4	-	-	4.6
Against	4	3.2	-	-	-	-	-	-	-	15.2	14.4	-	-	2.5
Strongly against	5	0.8	-	-	-	-	-	-	-	3.3	4.8	-	-	0.6
Can't choose/NA	-8	0.8	-	-	-	-	-	-	-	1.0	1.3	-	-	0.4
IAP	-1	77.9	100.0	100.0	100.0	100.0	100.0	100.0	100.0	0.0	0.0	100.0	100.0	83.3
N		7276	1508	1599	1576	1535	1396	1294	1370	1051	1031	1205	1230	22071

\* SHOW CARD

\*\*\* Keyword: Government, National Economy

**Table 2110 Opinion on government financing of projects to create new jobs**

[Questionnaire] Here are some things the government might do for the economy. Please show which actions you are in favour of and which you are against... Government financing of projects to create new jobs

[VAR] GOVSUP2

RESPONSE	PUNCH	03-07	2008	2009	2010	2011	2012	2013	2014	2016	2018	2021	2023	TOTAL
Strongly in favor of	1	11.2	-	-	-	-	-	-	-	38.8	35.3	-	-	7.2
In favor of	2	8.6	-	-	-	-	-	-	-	47.1	46.9	-	-	7.3
Neither in favor of nor against	3	1.2	-	-	-	-	-	-	-	10.8	11.7	-	-	1.5
Against	4	0.4	-	-	-	-	-	-	-	2.1	4.5	-	-	0.4
Strongly against	5	0.1	-	-	-	-	-	-	-	0.8	0.9	-	-	0.1
Can't choose/NA	-8	0.5	-	-	-	-	-	-	-	0.4	0.8	-	-	0.2
IAP	-1	78.0	100.0	100.0	100.0	100.0	100.0	100.0	100.0	0.0	0.0	100.0	100.0	83.3
N		7276	1508	1599	1576	1535	1396	1294	1370	1051	1031	1205	1230	22071

\* SHOW CARD

\*\*\* Keyword: Government, National Economy, Job

**Table 2111 Opinion on less government regulation of businesses**

[Questionnaire] Here are some things the government might do for the economy. Please show which actions you are in favour of and which you are against... Less government regulation of business

[VAR] GOVSUP3

RESPONSE	PUNCH	03-07	2008	2009	2010	2011	2012	2013	2014	2016	2018	2021	2023	TOTAL
Strongly in favor of	1	4.3	-	-	-	-	-	-	-	12.4	18.1	-	-	2.9
In favor of	2	10.4	-	-	-	-	-	-	-	37.2	33.2	-	-	6.8
Neither in favor of nor against	3	4.3	-	-	-	-	-	-	-	26.2	24.3	-	-	3.8
Against	4	1.9	-	-	-	-	-	-	-	18.2	18.1	-	-	2.3
Strongly against	5	0.4	-	-	-	-	-	-	-	4.9	5.0	-	-	0.6
Can't choose/NA	-8	0.8	-	-	-	-	-	-	-	1.1	1.4	-	-	0.4
IAP	-1	78.0	100.0	100.0	100.0	100.0	100.0	100.0	100.0	0.0	0.0	100.0	100.0	83.3
N		7276	1508	1599	1576	1535	1396	1294	1370	1051	1031	1205	1230	22071

\* SHOW CARD

\*\*\* Keyword: Government, National Economy



**Table 2112 Opinion on supporting industry to develop new products and technology**

[Questionnaire] Here are some things the government might do for the economy. Please show which actions you are in favour of and which you are against... Support for industry to develop new products and technology

[VAR] GOVSUP4

RESPONSE	PUNCH	03-07	2008	2009	2010	2011	2012	2013	2014	2016	2018	2021	2023	TOTAL
Strongly in favor of	1	10.7	-	-	-	-	-	-	-	33.3	42.9	-	-	7.1
In favor of	2	8.7	-	-	-	-	-	-	-	48.7	39.2	-	-	7.0
Neither in favor of nor against	3	1.7	-	-	-	-	-	-	-	13.6	14.2	-	-	1.9
Against	4	0.3	-	-	-	-	-	-	-	2.9	2.4	-	-	0.4
Strongly against	5	0.0	-	-	-	-	-	-	-	1.0	0.2	-	-	0.1
Can't choose/NA	-8	0.6	-	-	-	-	-	-	-	0.5	1.1	-	-	0.3
IAP	-1	77.9	100.0	100.0	100.0	100.0	100.0	100.0	100.0	0.0	0.0	100.0	100.0	83.3
N		7276	1508	1599	1576	1535	1396	1294	1370	1051	1031	1205	1230	22071

\* SHOW CARD

\*\*\* Keyword: Government, National Economy

**Table 2113 Opinion on supporting declining industries to protect jobs**

[Questionnaire] Here are some things the government might do for the economy. Please show which actions you are in favour of and which you are against... Support for declining industries to protect jobs

[VAR] GOVSUP5

RESPONSE	PUNCH	03-07	2008	2009	2010	2011	2012	2013	2014	2016	2018	2021	2023	TOTAL
Strongly in favor of	1	6.6	-	-	-	-	-	-	-	22.2	19.7	-	-	4.2
In favor of	2	8.5	-	-	-	-	-	-	-	41.9	39.3	-	-	6.6
Neither in favor of nor against	3	3.2	-	-	-	-	-	-	-	19.5	20.4	-	-	2.9
Against	4	2.2	-	-	-	-	-	-	-	11.7	14.5	-	-	2.0
Strongly against	5	0.9	-	-	-	-	-	-	-	4.0	5.2	-	-	0.7
Can't choose/NA	-8	0.6	-	-	-	-	-	-	-	0.7	0.9	-	-	0.3
IAP	-1	77.9	100.0	100.0	100.0	100.0	100.0	100.0	100.0	0.0	0.0	100.0	100.0	83.3
N		7276	1508	1599	1576	1535	1396	1294	1370	1051	1031	1205	1230	22071

\* SHOW CARD

\*\*\* Keyword: Government, National Economy, Job

**Table 2114 Opinion on reducing the working week to create more jobs**

[Questionnaire] Here are some things the government might do for the economy. Please show which actions you are in favour of and which you are against... Reducing the working week to create more jobs

[VAR] GOVSUP6

RESPONSE	PUNCH	03-07	2008	2009	2010	2011	2012	2013	2014	2016	2018	2021	2023	TOTAL
Strongly in favor of	1	4.4	-	-	-	-	-	-	-	21.6	21.8	-	-	3.5
In favor of	2	8.2	-	-	-	-	-	-	-	35.4	30.4	-	-	5.8
Neither in favor of nor against	3	5.0	-	-	-	-	-	-	-	24.4	23.2	-	-	3.9
Against	4	3.2	-	-	-	-	-	-	-	14.6	17.7	-	-	2.6
Strongly against	5	0.8	-	-	-	-	-	-	-	3.5	6.2	-	-	0.7
Can't choose/NA	-8	0.5	-	-	-	-	-	-	-	0.6	0.7	-	-	0.2
IAP	-1	77.9	100.0	100.0	100.0	100.0	100.0	100.0	100.0	0.0	0.0	100.0	100.0	83.3
N		7276	1508	1599	1576	1535	1396	1294	1370	1051	1031	1205	1230	22071

\* SHOW CARD

\*\*\* Keyword: Government, National Economy, Job

**Table 2115 Government spending: The environment**

[Questionnaire] Listed below are various areas of government spending. Please show whether you would like to see more or less government spending in each area. Remember that if you say "much more", it might require a tax increase to pay for it... The environment

[VAR] GOVSPD1

RESPONSE	PUNCH	03-07	2008	2009	2010	2011	2012	2013	2014	2016	2018	2021	2023	TOTAL
Spend much more	1	4.8	-	-	-	-	-	-	15.9	14.4	21.7	17.4	23.3	6.5
Spend more	2	10.9	-	-	-	-	-	-	50.5	50.5	47.0	48.8	48.8	16.7
Spend the same as now	3	4.6	-	-	-	-	-	-	29.0	29.8	25.7	28.1	25.0	8.9
Spend less	4	0.9	-	-	-	-	-	-	3.9	3.4	3.6	4.8	2.6	1.3
Spend much less	5	0.2	-	-	-	-	-	-	0.6	1.0	1.3	0.6	0.2	0.2
Can't choose/NA	-8	0.6	-	-	-	-	-	-	0.1	1.0	0.7	0.3	0.2	0.3
IAP	-1	77.9	100.0	100.0	100.0	100.0	100.0	100.0	0.0	0.0	0.0	0.0	0.0	66.1
N		7276	1508	1599	1576	1535	1396	1294	1370	1051	1031	1205	1230	22071

\* SHOW CARD

\*\*\* Keyword: Government, Tax, Environment

**Table 2116 Government spending: health**

[Questionnaire] Listed below are various areas of government spending. Please show whether you would like to see more or less government spending in each area. Remember that if you say "much more", it might require a tax increase to pay for it... Health

[VAR] GOVSPD2

RESPONSE	PUNCH	03-07	2008	2009	2010	2011	2012	2013	2014	2016	2018	2021	2023	TOTAL
Spend much more	1	5.7	-	-	-	-	-	-	16.5	18.8	20.6	13.2	14.7	6.3
Spend more	2	11.9	-	-	-	-	-	-	51.2	47.5	47.2	43.3	41.0	16.2
Spend the same as now	3	3.6	-	-	-	-	-	-	29.7	29.9	29.6	39.2	39.4	10.2
Spend less	4	0.4	-	-	-	-	-	-	2.2	2.5	1.8	4.0	4.8	1.0
Spend much less	5	0.0	-	-	-	-	-	-	0.3	0.7	0.4	0.3	0.1	0.1
Can't choose/NA	-8	0.6	-	-	-	-	-	-	0.1	0.7	0.4	0.0	0.0	0.2
IAP	-1	77.9	100.0	100.0	100.0	100.0	100.0	100.0	0.0	0.0	0.0	0.0	0.0	66.1
N		7276	1508	1599	1576	1535	1396	1294	1370	1051	1031	1205	1230	22071

\* SHOW CARD

\*\*\* Keyword: Government, Tax



**Table 2117 Government spending: police and law enforcement**

[Questionnaire] Listed below are various areas of government spending. Please show whether you would like to see more or less government spending in each area. Remember that if you say "much more", it might require a tax increase to pay for it... The police and law enforcement

[VAR] GOVSPD3

RESPONSE	PUNCH	03-07	2008	2009	2010	2011	2012	2013	2014	2016	2018	2021	2023	TOTAL
Spend much more	1	4.1	-	-	-	-	-	-	22.2	22.2	17.4	13.0	10.1	5.9
Spend more	2	9.5	-	-	-	-	-	-	44.1	44.3	39.0	41.6	39.6	14.3
Spend the same as now	3	7.1	-	-	-	-	-	-	30.9	30.6	40.8	41.6	45.6	12.4
Spend less	4	0.6	-	-	-	-	-	-	2.6	1.8	2.1	3.5	4.5	1.0
Spend much less	5	0.1	-	-	-	-	-	-	0.2	0.4	0.2	0.2	0.2	0.1
Can't choose/NA	-8	0.6	-	-	-	-	-	-	0.1	0.7	0.5	0.2	0.0	0.3
IAP	-1	77.9	100.0	100.0	100.0	100.0	100.0	100.0	0.0	0.0	0.0	0.0	0.0	66.0
N		7276	1508	1599	1576	1535	1396	1294	1370	1051	1031	1205	1230	22071

\* SHOW CARD

\*\*\* Keyword: Government, Tax, Public Order

**Table 2118 Government spending: education**

[Questionnaire] Listed below are various areas of government spending. Please show whether you would like to see more or less government spending in each area. Remember that if you say "much more", it might require a tax increase to pay for it... Education

[VAR] GOVSPD4

RESPONSE	PUNCH	03-07	2008	2009	2010	2011	2012	2013	2014	2016	2018	2021	2023	TOTAL
Spend much more	1	5.6	-	-	-	-	-	-	17.4	17.8	18.8	8.0	10.6	5.7
Spend more	2	9.4	-	-	-	-	-	-	38.8	39.3	37.0	29.9	31.5	12.5
Spend the same as now	3	4.8	-	-	-	-	-	-	35.0	35.1	37.1	54.4	47.8	12.8
Spend less	4	1.5	-	-	-	-	-	-	7.8	6.0	5.4	7.3	8.9	2.4
Spend much less	5	0.1	-	-	-	-	-	-	0.9	0.9	1.0	0.3	1.2	0.3
Can't choose/NA	-8	0.6	-	-	-	-	-	-	0.0	1.0	0.8	0.1	0.0	0.3
IAP	-1	77.9	100.0	100.0	100.0	100.0	100.0	100.0	0.0	0.0	0.0	0.0	0.0	66.1
N		7276	1508	1599	1576	1535	1396	1294	1370	1051	1031	1205	1230	22071

\* SHOW CARD

\*\*\* Keyword: Government, Tax

**Table 2119 Government spending: military and defense**

[Questionnaire] Listed below are various areas of government spending. Please show whether you would like to see more or less government spending in each area. Remember that if you say "much more", it might require a tax increase to pay for it... The military and defence

[VAR] GOVSPD5

RESPONSE	PUNCH	03-07	2008	2009	2010	2011	2012	2013	2014	2016	2018	2021	2023	TOTAL
Spend much more	1	2.6	-	-	-	-	-	-	15.8	12.8	8.6	8.1	9.6	3.8
Spend more	2	5.5	-	-	-	-	-	-	31.2	25.6	21.9	26.1	33.0	9.3
Spend the same as now	3	8.8	-	-	-	-	-	-	41.1	44.1	47.0	51.8	44.9	15.1
Spend less	4	3.5	-	-	-	-	-	-	9.6	13.5	16.3	12.4	11.5	4.5
Spend much less	5	0.9	-	-	-	-	-	-	2.2	2.9	5.3	1.2	1.1	0.9
Can't choose/NA	-8	0.7	-	-	-	-	-	-	0.2	1.0	0.9	0.3	0.0	0.3
IAP	-1	77.9	100.0	100.0	100.0	100.0	100.0	100.0	0.0	0.0	0.0	0.0	0.0	66.1
N		7276	1508	1599	1576	1535	1396	1294	1370	1051	1031	1205	1230	22071

\* SHOW CARD

\*\*\* Keyword: Government, Tax, The Military and Defence

**Table 2120 Government spending: old age pensions**

[Questionnaire] Listed below are various areas of government spending. Please show whether you would like to see more or less government spending in each area. Remember that if you say "much more", it might require a tax increase to pay for it... Old age pensions

[VAR] GOVSPD6

RESPONSE	PUNCH	03-07	2008	2009	2010	2011	2012	2013	2014	2016	2018	2021	2023	TOTAL
Spend much more	1	5.1	-	-	-	-	-	-	11.8	13.5	10.6	6.1	4.6	4.2
Spend more	2	11.4	-	-	-	-	-	-	43.6	39.6	34.0	24.3	21.1	12.5
Spend the same as now	3	3.9	-	-	-	-	-	-	36.4	37.0	44.5	53.9	52.0	13.2
Spend less	4	0.7	-	-	-	-	-	-	6.7	7.6	8.1	13.9	16.3	3.1
Spend much less	5	0.2	-	-	-	-	-	-	1.5	1.5	2.3	1.7	5.8	0.7
Can't choose/NA	-8	0.7	-	-	-	-	-	-	0.0	0.7	0.4	0.2	0.3	0.3
IAP	-1	77.9	100.0	100.0	100.0	100.0	100.0	100.0	0.0	0.0	0.0	0.0	0.0	66.1
N		7276	1508	1599	1576	1535	1396	1294	1370	1051	1031	1205	1230	22071

\* SHOW CARD

\*\*\* Keyword: Government, Tax, The Old



**Table 2121 Government spending: unemployment benefits**

[Questionnaire] Listed below are various areas of government spending. Please show whether you would like to see more or less government spending in each area. Remember that if you say "much more", it might require a tax increase to pay for it... Unemployment benefit

[VAR] GOVSPD7

RESPONSE	PUNCH	03-07	2008	2009	2010	2011	2012	2013	2014	2016	2018	2021	2023	TOTAL
Spend much more	1	3.0	-	-	-	-	-	-	8.1	9.5	5.6	3.2	3.7	2.6
Spend more	2	8.2	-	-	-	-	-	-	34.3	34.3	26.1	18.2	12.6	9.4
Spend the same as now	3	7.3	-	-	-	-	-	-	43.4	43.8	48.6	51.8	46.3	14.9
Spend less	4	2.1	-	-	-	-	-	-	10.6	8.3	14.5	21.5	26.6	5.1
Spend much less	5	0.7	-	-	-	-	-	-	3.4	3.4	4.7	4.9	10.0	1.6
Can't choose/NA	-8	0.8	-	-	-	-	-	-	0.1	0.7	0.6	0.4	0.7	0.4
IAP	-1	78.0	100.0	100.0	100.0	100.0	100.0	100.0	0.0	0.0	0.0	0.0	0.0	66.1
N		7276	1508	1599	1576	1535	1396	1294	1370	1051	1031	1205	1230	22071

\* SHOW CARD

\*\*\* Keyword: Government, Tax

**Table 2122 Government spending: culture and the arts**

[Questionnaire] Listed below are various areas of government spending. Please show whether you would like to see more or less government spending in each area. Remember that if you say "much more", it might require a tax increase to pay for it... Culture and the arts

[VAR] GOVSPD8

RESPONSE	PUNCH	03-07	2008	2009	2010	2011	2012	2013	2014	2016	2018	2021	2023	TOTAL
Spend much more	1	1.8	-	-	-	-	-	-	6.9	5.6	6.1	2.5	4.5	2.0
Spend more	2	6.4	-	-	-	-	-	-	28.8	21.7	25.2	19.3	19.4	8.3
Spend the same as now	3	10.6	-	-	-	-	-	-	50.5	59.6	52.4	61.2	57.9	18.5
Spend less	4	1.9	-	-	-	-	-	-	11.2	9.9	11.8	14.0	15.4	4.0
Spend much less	5	0.4	-	-	-	-	-	-	2.5	2.0	2.9	2.2	2.5	0.8
Can't choose/NA	-8	0.9	-	-	-	-	-	-	0.1	1.1	1.6	0.7	0.2	0.5
IAP	-1	77.9	100.0	100.0	100.0	100.0	100.0	100.0	0.0	0.0	0.0	0.0	0.0	66.1
N		7276	1508	1599	1576	1535	1396	1294	1370	1051	1031	1205	1230	22071

\* SHOW CARD

\*\*\* Keyword: Government, Tax, Art

**Table 2123 Government's responsibility to provide a job for everyone**

[Questionnaire] On the whole, do you think it should or should not be the government's responsibility to... provide a job for everyone who wants one

[VAR] GOVRES1

RESPONSE	PUNCH	03-07	2008	2009	2010	2011	2012	2013	2014	2016	2018	2021	2023	TOTAL
Definitely should be	1	4.5	-	-	-	-	-	-	-	14.8	-	-	-	2.2
Probably should be	2	10.8	-	-	-	-	-	-	-	43.0	-	-	-	5.6
Probably should not be	3	5.3	-	-	-	-	-	-	-	33.6	-	-	-	3.3
Definitely should not be	4	1.0	-	-	-	-	-	-	-	7.9	-	-	-	0.7
Can't choose/NA	-8	0.5	-	-	-	-	-	-	-	0.8	-	-	-	0.2
IAP	-1	77.9	100.0	100.0	100.0	100.0	100.0	100.0	100.0	0.0	100.0	100.0	100.0	88.0
N		7276	1508	1599	1576	1535	1396	1294	1370	1051	1031	1205	1230	22071

\* SHOW CARD

\*\*\* Keyword: Government, Job

**Table 2124 Government's responsibility to keep prices under control**

[Questionnaire] On the whole, do you think it should or should not be the government's responsibility to... keep prices under control

[VAR] GOVRES2

RESPONSE	PUNCH	03-07	2008	2009	2010	2011	2012	2013	2014	2016	2018	2021	2023	TOTAL
Definitely should be	1	12.2	-	-	-	-	-	-	-	45.2	-	-	-	6.2
Probably should be	2	8.8	-	-	-	-	-	-	-	47.5	-	-	-	5.2
Probably should not be	3	0.6	-	-	-	-	-	-	-	5.3	-	-	-	0.5
Definitely should not be	4	0.1	-	-	-	-	-	-	-	1.4	-	-	-	0.1
Can't choose/NA	-8	0.4	-	-	-	-	-	-	-	0.5	-	-	-	0.1
IAP	-1	77.9	100.0	100.0	100.0	100.0	100.0	100.0	100.0	0.0	100.0	100.0	100.0	88.0
N		7276	1508	1599	1576	1535	1396	1294	1370	1051	1031	1205	1230	22071

\* SHOW CARD

\*\*\* Keyword: Government

**Table 2125 Government's responsibility to provide health care for the sick**

[Questionnaire] On the whole, do you think it should or should not be the government's responsibility to... provide health care for the sick

[VAR] GOVRES3

RESPONSE	PUNCH	03-07	2008	2009	2010	2011	2012	2013	2014	2016	2018	2021	2023	TOTAL
Definitely should be	1	7.7	-	-	-	-	-	-	-	30.7	-	-	-	4.0
Probably should be	2	11.8	-	-	-	-	-	-	-	54.0	-	-	-	6.5
Probably should not be	3	1.9	-	-	-	-	-	-	-	13.5	-	-	-	1.3
Definitely should not be	4	0.1	-	-	-	-	-	-	-	1.3	-	-	-	0.1
Can't choose/NA	-8	0.5	-	-	-	-	-	-	-	0.5	-	-	-	0.2
IAP	-1	78.0	100.0	100.0	100.0	100.0	100.0	100.0	100.0	0.0	100.0	100.0	100.0	88.0
N		7276	1508	1599	1576	1535	1396	1294	1370	1051	1031	1205	1230	22071

\* SHOW CARD

\*\*\* Keyword: Government, Health Care



**Table 2126 Government's responsibility to provide a decent standard of living for the old**

[Questionnaire] On the whole, do you think it should or should not be the government's responsibility to... provide a decent standard of living for the old

[VAR] GOVRES4

RESPONSE	PUNCH	03-07	2008	2009	2010	2011	2012	2013	2014	2016	2018	2021	2023	TOTAL
Definitely should be	1	7.8	-	-	-	-	-	-	-	31.5	-	-	-	4.1
Probably should be	2	11.7	-	-	-	-	-	-	-	51.9	-	-	-	6.3
Probably should not be	3	2.0	-	-	-	-	-	-	-	14.0	-	-	-	1.3
Definitely should not be	4	0.1	-	-	-	-	-	-	-	2.0	-	-	-	0.1
Can't choose/NA	-8	0.4	-	-	-	-	-	-	-	0.7	-	-	-	0.2
IAP	-1	77.9	100.0	100.0	100.0	100.0	100.0	100.0	100.0	0.0	100.0	100.0	100.0	88.0
N		7276	1508	1599	1576	1535	1396	1294	1370	1051	1031	1205	1230	22071

\* SHOW CARD

\*\*\* Keyword: Government, The Old, Standard of Living

**Table 2127 Government's responsibility to provide industry with the help it needs to grow**

[Questionnaire] On the whole, do you think it should or should not be the government's responsibility to... provide industry with the help it needs to grow

[VAR] GOVRES5

RESPONSE	PUNCH	03-07	2008	2009	2010	2011	2012	2013	2014	2016	2018	2021	2023	TOTAL
Definitely should be	1	7.1	-	-	-	-	-	-	-	21.9	-	-	-	3.4
Probably should be	2	11.6	-	-	-	-	-	-	-	54.2	-	-	-	6.4
Probably should not be	3	2.3	-	-	-	-	-	-	-	20.0	-	-	-	1.7
Definitely should not be	4	0.3	-	-	-	-	-	-	-	2.5	-	-	-	0.2
Can't choose/NA	-8	0.7	-	-	-	-	-	-	-	1.4	-	-	-	0.3
IAP	-1	77.9	100.0	100.0	100.0	100.0	100.0	100.0	100.0	0.0	100.0	100.0	100.0	88.0
N		7276	1508	1599	1576	1535	1396	1294	1370	1051	1031	1205	1230	22071

\* SHOW CARD

\*\*\* Keyword: Government

**Table 2128 Government's responsibility to provide a decent standard of living for the unemployed**

[Questionnaire] On the whole, do you think it should or should not be the government's responsibility to... provide a decent standard of living for the unemployed

[VAR] GOVRES6

RESPONSE	PUNCH	03-07	2008	2009	2010	2011	2012	2013	2014	2016	2018	2021	2023	TOTAL
Definitely should be	1	3.9	-	-	-	-	-	-	-	15.7	-	-	-	2.0
Probably should be	2	11.2	-	-	-	-	-	-	-	49.5	-	-	-	6.0
Probably should not be	3	5.1	-	-	-	-	-	-	-	26.7	-	-	-	2.9
Definitely should not be	4	1.3	-	-	-	-	-	-	-	6.9	-	-	-	0.8
Can't choose/NA	-8	0.6	-	-	-	-	-	-	-	1.1	-	-	-	0.2
IAP	-1	77.9	100.0	100.0	100.0	100.0	100.0	100.0	100.0	0.0	100.0	100.0	100.0	88.0
N		7276	1508	1599	1576	1535	1396	1294	1370	1051	1031	1205	1230	22071

\* SHOW CARD

\*\*\* Keyword: Government, Standard of Living, The Unemployed

**Table 2129 Government's responsibility to reduce income differences between the rich and the poor**

[Questionnaire] On the whole, do you think it should or should not be the government's responsibility to... reduce income differences between the rich and the poor

[VAR] GOVRES7

RESPONSE	PUNCH	03-07	2008	2009	2010	2011	2012	2013	2014	2016	2018	2021	2023	TOTAL
Definitely should be	1	8.7	-	-	-	-	-	-	-	38.9	-	-	-	4.7
Probably should be	2	8.7	-	-	-	-	-	-	-	42.1	-	-	-	4.9
Probably should not be	3	3.4	-	-	-	-	-	-	-	14.8	-	-	-	1.8
Definitely should not be	4	0.7	-	-	-	-	-	-	-	3.9	-	-	-	0.4
Can't choose/NA	-8	0.6	-	-	-	-	-	-	-	0.4	-	-	-	0.2
IAP	-1	77.9	100.0	100.0	100.0	100.0	100.0	100.0	100.0	0.0	100.0	100.0	100.0	88.0
N		7276	1508	1599	1576	1535	1396	1294	1370	1051	1031	1205	1230	22071

\* SHOW CARD

\*\*\* Keyword: Government, Income

**Table 2130 Government's responsibility to give financial help to university students from low-income families**

[Questionnaire] On the whole, do you think it should or should not be the government's responsibility to... give financial help to university students from low-income families

[VAR] GOVRES8

RESPONSE	PUNCH	03-07	2008	2009	2010	2011	2012	2013	2014	2016	2018	2021	2023	TOTAL
Definitely should be	1	6.4	-	-	-	-	-	-	-	32.1	-	-	-	3.6
Probably should be	2	10.9	-	-	-	-	-	-	-	50.7	-	-	-	6.0
Probably should not be	3	3.7	-	-	-	-	-	-	-	13.6	-	-	-	1.9
Definitely should not be	4	0.5	-	-	-	-	-	-	-	2.7	-	-	-	0.3
Can't choose/NA	-8	0.5	-	-	-	-	-	-	-	1.0	-	-	-	0.2
IAP	-1	78.0	100.0	100.0	100.0	100.0	100.0	100.0	100.0	0.0	100.0	100.0	100.0	88.0
N		7276	1508	1599	1576	1535	1396	1294	1370	1051	1031	1205	1230	22071

\* SHOW CARD

\*\*\* Keyword: Government



**Table 2131 Government's responsibility to provide decent housing for those who can't afford it**

[Questionnaire] On the whole, do you think it should or should not be the government's responsibility to... provide decent housing for those who can't afford it

[VAR] GOVRES9

RESPONSE	PUNCH	03-07	2008	2009	2010	2011	2012	2013	2014	2016	2018	2021	2023	TOTAL
Definitely should be	1	4.3	-	-	-	-	-	-	-	23.3	-	-	-	2.5
Probably should be	2	10.9	-	-	-	-	-	-	-	50.2	-	-	-	6.0
Probably should not be	3	5.3	-	-	-	-	-	-	-	20.9	-	-	-	2.8
Definitely should not be	4	1.0	-	-	-	-	-	-	-	4.7	-	-	-	0.5
Can't choose/NA	-8	0.5	-	-	-	-	-	-	-	0.9	-	-	-	0.2
IAP	-1	77.9	100.0	100.0	100.0	100.0	100.0	100.0	100.0	0.0	100.0	100.0	100.0	88.0
N		7276	1508	1599	1576	1535	1396	1294	1370	1051	1031	1205	1230	22071

\* SHOW CARD

\*\*\* Keyword: Government

**Table 2132 Government's responsibility to impose strict laws to make industry do less damage to the environment**

[Questionnaire] On the whole, do you think it should or should not be the government's responsibility to... impose strict laws to make industry do less damage to the environment

[VAR] GOVRES10

RESPONSE	PUNCH	03-07	2008	2009	2010	2011	2012	2013	2014	2016	2018	2021	2023	TOTAL
Definitely should be	1	10.8	-	-	-	-	-	-	-	49.2	-	-	-	5.9
Probably should be	2	9.1	-	-	-	-	-	-	-	39.2	-	-	-	4.9
Probably should not be	3	1.3	-	-	-	-	-	-	-	10.1	-	-	-	0.9
Definitely should not be	4	0.2	-	-	-	-	-	-	-	0.8	-	-	-	0.1
Can't choose/NA	-8	0.7	-	-	-	-	-	-	-	0.8	-	-	-	0.3
IAP	-1	77.9	100.0	100.0	100.0	100.0	100.0	100.0	100.0	0.0	100.0	100.0	100.0	88.0
N		7276	1508	1599	1576	1535	1396	1294	1370	1051	1031	1205	1230	22071

\* SHOW CARD

\*\*\* Keyword: Government, Environment

**Table 2133 Government's responsibility to promote equality between men and women**

[Questionnaire] On the whole, do you think it should or should not be the government's responsibility to... promote equality between men and women

[VAR] GOVRES11

RESPONSE	PUNCH	03-07	2008	2009	2010	2011	2012	2013	2014	2016	2018	2021	2023	TOTAL
Definitely should be	1	-	-	-	-	-	-	-	-	19.0	-	-	-	0.9
Probably should be	2	-	-	-	-	-	-	-	-	37.7	-	-	-	1.8
Probably should not be	3	-	-	-	-	-	-	-	-	33.3	-	-	-	1.6
Definitely should not be	4	-	-	-	-	-	-	-	-	8.8	-	-	-	0.4
Can't choose/NA	-8	-	-	-	-	-	-	-	-	1.2	-	-	-	0.1
IAP	-1	100.0	100.0	100.0	100.0	100.0	100.0	100.0	100.0	0.0	100.0	100.0	100.0	95.2
N		7276	1508	1599	1576	1535	1396	1294	1370	1051	1031	1205	1230	22071

\* SHOW CARD

\*\*\* Keyword: Government

**Table 2134 Actors that are primarily responsible for providing health care for the sick**

[Questionnaire] People have different opinions on who should provide services in Korea. Who do you think should primarily provide... health care for the sick

[VAR] CAREMED

RESPONSE	PUNCH	03-07	2008	2009	2010	2011	2012	2013	2014	2016	2018	2021	2023	TOTAL
Government	1	-	-	-	-	-	-	-	-	71.8	74.2	-	-	6.9
Private companies/for-profit organizations	2	-	-	-	-	-	-	-	-	10.7	10.7	-	-	1.0
Non-profit organizations/charities/cooperatives	3	-	-	-	-	-	-	-	-	4.2	4.4	-	-	0.4
Religious organizations	4	-	-	-	-	-	-	-	-	0.3	1.0	-	-	0.1
Family, relatives or friends	5	-	-	-	-	-	-	-	-	12.0	8.8	-	-	1.0
Can't choose/NA	-8	-	-	-	-	-	-	-	-	1.0	1.0	-	-	0.1
IAP	-1	100.0	100.0	100.0	100.0	100.0	100.0	100.0	100.0	0.0	0.0	100.0	100.0	90.6
N		7276	1508	1599	1576	1535	1396	1294	1370	1051	1031	1205	1230	22071

\* SHOW CARD

\*\*\* Keyword: Health Care

**Table 2135 Actors that are primarily responsible for providing care for older people**

[Questionnaire] People have different opinions on who should provide services in Korea. Who do you think should primarily provide... care for older people

[VAR] CAREAGED

RESPONSE	PUNCH	03-07	2008	2009	2010	2011	2012	2013	2014	2016	2018	2021	2023	TOTAL
Government	1	-	-	-	-	-	-	-	-	50.5	59.6	-	-	5.2
Private companies/for-profit organizations	2	-	-	-	-	-	-	-	-	5.7	6.5	-	-	0.6
Non-profit organizations/charities/cooperatives	3	-	-	-	-	-	-	-	-	17.1	16.8	-	-	1.6
Religious organizations	4	-	-	-	-	-	-	-	-	1.1	2.5	-	-	0.2
Family, relatives or friends	5	-	-	-	-	-	-	-	-	24.2	13.8	-	-	1.8
Can't choose/NA	-8	-	-	-	-	-	-	-	-	1.3	0.9	-	-	0.1
IAP	-1	100.0	100.0	100.0	100.0	100.0	100.0	100.0	100.0	0.0	0.0	100.0	100.0	90.6
N		7276	1508	1599	1576	1535	1396	1294	1370	1051	1031	1205	1230	22071

\* SHOW CARD

\*\*\* Keyword: The Old



**Table 2136 Actors that are primarily responsible for providing school education for children**

[Questionnaire] People have different opinions on who should provide services in Korea. Who do you think should primarily provide... school education for children

[VAR] CARECHLD

RESPONSE	PUNCH	03-07	2008	2009	2010	2011	2012	2013	2014	2016	2018	2021	2023	TOTAL
Government	1	-	-	-	-	-	-	-	-	82.3	83.5	-	-	7.8
Private companies/for-profit organizations	2	-	-	-	-	-	-	-	-	3.3	5.0	-	-	0.4
Non-profit organizations/charities/cooperatives	3	-	-	-	-	-	-	-	-	3.7	3.1	-	-	0.3
Religious organizations	4	-	-	-	-	-	-	-	-	0.2	0.5	-	-	0.0
Family, relatives or friends	5	-	-	-	-	-	-	-	-	9.5	7.2	-	-	0.8
Can't choose/NA	-8	-	-	-	-	-	-	-	-	1.0	0.8	-	-	0.1
IAP	-1	100.0	100.0	100.0	100.0	100.0	100.0	100.0	100.0	0.0	0.0	100.0	100.0	90.6
N		7276	1508	1599	1576	1535	1396	1294	1370	1051	1031	1205	1230	22071

\* SHOW CARD

\*\*\* Keyword: School Education

**Table 2137 The most influential organization on government actions**

[Questionnaire] Here is a list of people and organizations that can influence government actions. Please read through the list and while in the boxes below the letters corresponding to the ones you think have the most and the second most influence on the actions of the Korea government?... Most influence

[VAR] INFLGOV1

RESPONSE	PUNCH	03-07	2008	2009	2010	2011	2012	2013	2014	2016	2018	2021	2023	TOTAL
The media	1	-	-	-	-	-	-	-	-	38.0	-	-	-	1.8
Trade unions	2	-	-	-	-	-	-	-	-	4.5	-	-	-	0.2
Business, banks and industry	3	-	-	-	-	-	-	-	-	12.3	-	-	-	0.6
Religious organizations/authorities	4	-	-	-	-	-	-	-	-	2.4	-	-	-	0.1
The military/army	5	-	-	-	-	-	-	-	-	1.6	-	-	-	0.1
Organized crime	6	-	-	-	-	-	-	-	-	2.1	-	-	-	0.1
People who vote for the party/the parties in government	7	-	-	-	-	-	-	-	-	19.4	-	-	-	0.9
Citizens in general	8	-	-	-	-	-	-	-	-	8.6	-	-	-	0.4
Civic and voluntary organizations	9	-	-	-	-	-	-	-	-	2.6	-	-	-	0.1
International organizations	10	-	-	-	-	-	-	-	-	6.9	-	-	-	0.3
Can't choose/NA	-8	-	-	-	-	-	-	-	-	1.6	-	-	-	0.1
IAP	-1	100.0	100.0	100.0	100.0	100.0	100.0	100.0	100.0	0.0	100.0	100.0	100.0	95.2
N		7276	1508	1599	1576	1535	1396	1294	1370	1051	1031	1205	1230	22071

\* SHOW CARD

\*\*\* Keyword: Influence, Government

**Table 2138 The second most influential organization on government actions**

[Questionnaire] Here is a list of people and organizations that can influence government actions. Please read through the list and while in the boxes below the letters corresponding to the ones you think have the most and the second most influence on the actions of the Korea government?... Second most influence

[VAR] INFLGOV2

RESPONSE	PUNCH	03-07	2008	2009	2010	2011	2012	2013	2014	2016	2018	2021	2023	TOTAL
The media	1	-	-	-	-	-	-	-	-	21.8	-	-	-	1.0
Trade unions	2	-	-	-	-	-	-	-	-	6.1	-	-	-	0.3
Business, banks and industry	3	-	-	-	-	-	-	-	-	13.0	-	-	-	0.6
Religious organizations/authorities	4	-	-	-	-	-	-	-	-	4.6	-	-	-	0.2
The military/army	5	-	-	-	-	-	-	-	-	3.2	-	-	-	0.2
Organized crime	6	-	-	-	-	-	-	-	-	2.2	-	-	-	0.1
People who vote for the party/the parties in government	7	-	-	-	-	-	-	-	-	16.6	-	-	-	0.8
Citizens in general	8	-	-	-	-	-	-	-	-	15.1	-	-	-	0.7
Civic and voluntary organizations	9	-	-	-	-	-	-	-	-	7.6	-	-	-	0.4
International organizations	10	-	-	-	-	-	-	-	-	7.7	-	-	-	0.4
Can't choose/NA	-8	-	-	-	-	-	-	-	-	2.1	-	-	-	0.1
IAP	-1	100.0	100.0	100.0	100.0	100.0	100.0	100.0	100.0	0.0	100.0	100.0	100.0	95.2
N		7276	1508	1599	1576	1535	1396	1294	1370	1051	1031	1205	1230	22071

\* SHOW CARD

\*\*\* Keyword: Influence, Government

**Table 2139 Opinion on what affects the policies in Korea**

[Questionnaire] Here are two opinions about what affects policies in Korea. Which of them comes closest to your view?

[VAR] INFLPOLY

RESPONSE	PUNCH	03-07	2008	2009	2010	2011	2012	2013	2014	2016	2018	2021	2023	TOTAL
Policies in Korea depend more on what is happening in the world economy, rather than who is in government	1	-	-	-	-	-	-	-	-	43.5	-	-	-	2.1
Policies in Korea depend more on who is in government, rather than what is in the world economy	2	-	-	-	-	-	-	-	-	53.3	-	-	-	2.5
Can't choose/NA	-8	-	-	-	-	-	-	-	-	3.2	-	-	-	0.2
IAP	-1	100.0	100.0	100.0	100.0	100.0	100.0	100.0	100.0	0.0	100.0	100.0	100.0	95.2
N		7276	1508	1599	1576	1535	1396	1294	1370	1051	1031	1205	1230	22071

\* SHOW CARD

\*\*\* Keyword: Influence, Policy



**Table 2140 Opinion on government having the right to keep people under video surveillance in public areas**

[Questionnaire] Do you think that the Korea government should or should not be have the right to do the following... keep people under video surveillance in public areas

[VAR] SURVECAM

RESPONSE	PUNCH	03-07	2008	2009	2010	2011	2012	2013	2014	2016	2018	2021	2023	TOTAL
Definitely should have right	1	-	-	-	-	-	-	-	-	14.7	-	-	-	0.7
Probably should have right	2	-	-	-	-	-	-	-	-	35.8	-	-	-	1.7
Probably should not have right	3	-	-	-	-	-	-	-	-	26.6	-	-	-	1.3
Definitely should not have right	4	-	-	-	-	-	-	-	-	22.2	-	-	-	1.1
Can't choose/NA	-8	-	-	-	-	-	-	-	-	0.6	-	-	-	0.0
IAP	-1	100.0	100.0	100.0	100.0	100.0	100.0	100.0	100.0	0.0	100.0	100.0	100.0	95.2
N		7276	1508	1599	1576	1535	1396	1294	1370	1051	1031	1205	1230	22071

\* SHOW CARD

\*\*\* Keyword: Surveillance, Government, Right

**Table 2141 Opinion on government having the right to monitor e-mails and any other information exchanged on the internet**

[Questionnaire] Do you think that the Korea government should or should not be have the right to do the following... monitor e-mails and any other information exchanged on the internet?

[VAR] SURVEINT

RESPONSE	PUNCH	03-07	2008	2009	2010	2011	2012	2013	2014	2016	2018	2021	2023	TOTAL
Definitely should have right	1	-	-	-	-	-	-	-	-	5.3	-	-	-	0.3
Probably should have right	2	-	-	-	-	-	-	-	-	16.5	-	-	-	0.8
Probably should not have right	3	-	-	-	-	-	-	-	-	34.3	-	-	-	1.6
Definitely should not have right	4	-	-	-	-	-	-	-	-	42.9	-	-	-	2.0
Can't choose/NA	-8	-	-	-	-	-	-	-	-	1.0	-	-	-	0.0
IAP	-1	100.0	100.0	100.0	100.0	100.0	100.0	100.0	100.0	0.0	100.0	100.0	100.0	95.2
N		7276	1508	1599	1576	1535	1396	1294	1370	1051	1031	1205	1230	22071

\* SHOW CARD

\*\*\* Keyword: Surveillance, Government, Right, Internet

**Table 2142 Opinion on public security and government information access**

[Questionnaire] Here is a scale from 0 to 10 where 0 is "all government information should be publicly available even if this meant a risk to public security" and 10 is "public security should be given priority, even if this meant limiting access to government information". Where would you place yourself on such a scale?

[VAR] OPENGOV

RESPONSE	PUNCH	03-07	2008	2009	2010	2011	2012	2013	2014	2016	2018	2021	2023	TOTAL
All government information should be publicly available even if this means a risk to public security	0	-	-	-	-	-	-	-	-	3.6	-	-	-	0.2
1	1	-	-	-	-	-	-	-	-	4.0	-	-	-	0.2
2	2	-	-	-	-	-	-	-	-	6.6	-	-	-	0.3
3	3	-	-	-	-	-	-	-	-	11.8	-	-	-	0.6
4	4	-	-	-	-	-	-	-	-	7.9	-	-	-	0.4
5	5	-	-	-	-	-	-	-	-	18.4	-	-	-	0.9
6	6	-	-	-	-	-	-	-	-	9.1	-	-	-	0.4
7	7	-	-	-	-	-	-	-	-	12.7	-	-	-	0.6
8	8	-	-	-	-	-	-	-	-	14.7	-	-	-	0.7
9	9	-	-	-	-	-	-	-	-	5.0	-	-	-	0.2
Public security should be given priority, even if this means limiting access to government information	10	-	-	-	-	-	-	-	-	5.5	-	-	-	0.3
Can't choose/NA	-8	-	-	-	-	-	-	-	-	0.7	-	-	-	0.0
IAP	-1	100.0	100.0	100.0	100.0	100.0	100.0	100.0	100.0	0.0	100.0	100.0	100.0	95.2
N		7276	1508	1599	1576	1535	1396	1294	1370	1051	1031	1205	1230	22071

\* SHOW CARD

\*\*\* Keyword: Information

**Table 2143 Opinion on government having the right to collect information about anyone living in Korea without their knowledge**

[Questionnaire] Some people think that governments should have the right to take certain measure in the name of national security.

Others disagree. Do you think the Korea government should or should not have the right to do the following... Collect information about anyone living in Korea without their knowledge

[VAR] INFORESI

RESPONSE	PUNCH	03-07	2008	2009	2010	2011	2012	2013	2014	2016	2018	2021	2023	TOTAL
Definitely should have right	1	-	-	-	-	-	-	-	-	4.3	-	-	-	0.2
Probably should have right	2	-	-	-	-	-	-	-	-	15.3	-	-	-	0.7
Probably should not have right	3	-	-	-	-	-	-	-	-	33.8	-	-	-	1.6
Definitely should not have right	4	-	-	-	-	-	-	-	-	45.7	-	-	-	2.2
Can't choose/NA	-8	-	-	-	-	-	-	-	-	1.0	-	-	-	0.0
IAP	-1	100.0	100.0	100.0	100.0	100.0	100.0	100.0	100.0	0.0	100.0	100.0	100.0	95.2
N		7276	1508	1599	1576	1535	1396	1294	1370	1051	1031	1205	1230	22071

\* SHOW CARD

\*\*\* Keyword: Right, Information



**Table 2144 Opinion on government having the right to collect information about anyone living in other countries without their knowledge**

[Questionnaire] Some people think that governments should have the right to take certain measure in the name of national security.

Others disagree. Do you think the Korea government should or should not have the right to do the following... Collect information about anyone living in other countries without their knowledge

[VAR] INFOFORE

RESPONSE	PUNCH	03-07	2008	2009	2010	2011	2012	2013	2014	2016	2018	2021	2023	TOTAL
Definitely should have right	1	-	-	-	-	-	-	-	-	5.5	-	-	-	0.3
Probably should have right	2	-	-	-	-	-	-	-	-	17.1	-	-	-	0.8
Probably should not have right	3	-	-	-	-	-	-	-	-	34.2	-	-	-	1.6
Definitely should not have right	4	-	-	-	-	-	-	-	-	42.1	-	-	-	2.0
Can't choose/NA	-8	-	-	-	-	-	-	-	-	1.1	-	-	-	0.1
IAP	-1	100.0	100.0	100.0	100.0	100.0	100.0	100.0	100.0	0.0	100.0	100.0	100.0	95.2
N		7276	1508	1599	1576	1535	1396	1294	1370	1051	1031	1205	1230	22071

\* SHOW CARD

\*\*\* Keyword: Right, Information

**Table 2145 Success of government policies on providing health care for the sick**

[Questionnaire] How successful do you think the government in Korea is nowadays in each of the following areas?...

Providing health care for the sick?

[VAR] GOVPER1

RESPONSE	PUNCH	03-07	2008	2009	2010	2011	2012	2013	2014	2016	2018	2021	2023	TOTAL
Very successful	1	0.5	-	-	-	-	-	-	-	5.0	7.6	-	-	0.7
Quite successful	2	6.8	-	-	-	-	-	-	-	40.6	42.8	-	-	6.2
Neither successful nor unsuccessful	3	8.5	-	-	-	-	-	-	-	35.2	42.0	-	-	6.4
Quite unsuccessful	4	4.8	-	-	-	-	-	-	-	15.6	5.8	-	-	2.6
Very unsuccessful	5	0.7	-	-	-	-	-	-	-	2.7	0.7	-	-	0.4
Can't choose/NA	-8	0.8	-	-	-	-	-	-	-	0.9	1.2	-	-	0.3
IAP	-1	77.9	100.0	100.0	100.0	100.0	100.0	100.0	100.0	0.0	0.0	100.0	100.0	83.3
N		7276	1508	1599	1576	1535	1396	1294	1370	1051	1031	1205	1230	22071

\* SHOW CARD

\*\*\* Keyword: Government, Success, Health Care

**Table 2146 Success of government policies on providing a decent standard of living for the old**

[Questionnaire] How successful do you think the government in Korea is nowadays in each of the following areas?...

Providing a decent standard of living for the old?

[VAR] GOVPER2

RESPONSE	PUNCH	03-07	2008	2009	2010	2011	2012	2013	2014	2016	2018	2021	2023	TOTAL
Very successful	1	0.4	-	-	-	-	-	-	-	3.6	4.9	-	-	0.5
Quite successful	2	3.7	-	-	-	-	-	-	-	28.8	30.3	-	-	4.0
Neither successful nor unsuccessful	3	8.0	-	-	-	-	-	-	-	33.9	41.7	-	-	6.2
Quite unsuccessful	4	7.8	-	-	-	-	-	-	-	26.8	19.9	-	-	4.8
Very unsuccessful	5	1.6	-	-	-	-	-	-	-	6.5	2.2	-	-	0.9
Can't choose/NA	-8	0.6	-	-	-	-	-	-	-	0.5	1.0	-	-	0.3
IAP	-1	77.9	100.0	100.0	100.0	100.0	100.0	100.0	100.0	0.0	0.0	100.0	100.0	83.3
N		7276	1508	1599	1576	1535	1396	1294	1370	1051	1031	1205	1230	22071

\* SHOW CARD

\*\*\* Keyword: Government, Success, The Old, Standard of Living

**Table 2147 Success of government policies on dealing with threats to national security**

[Questionnaire] How successful do you think the government in Korea is nowadays in each of the following areas?...

Dealing with threats to [Country's] security?

[VAR] GOVPER3

RESPONSE	PUNCH	03-07	2008	2009	2010	2011	2012	2013	2014	2016	2018	2021	2023	TOTAL
Very successful	1	0.3	-	-	-	-	-	-	-	4.3	11.5	-	-	0.8
Quite successful	2	3.5	-	-	-	-	-	-	-	23.3	36.1	-	-	4.0
Neither successful nor unsuccessful	3	8.7	-	-	-	-	-	-	-	31.8	30.1	-	-	5.8
Quite unsuccessful	4	6.6	-	-	-	-	-	-	-	28.4	17.0	-	-	4.3
Very unsuccessful	5	2.3	-	-	-	-	-	-	-	11.6	3.9	-	-	1.5
Can't choose/NA	-8	0.6	-	-	-	-	-	-	-	0.7	1.5	-	-	0.3
IAP	-1	77.9	100.0	100.0	100.0	100.0	100.0	100.0	100.0	0.0	0.0	100.0	100.0	83.3
N		7276	1508	1599	1576	1535	1396	1294	1370	1051	1031	1205	1230	22071

\* SHOW CARD

\*\*\* Keyword: Government, Success

**Table 2148 Success of government policies on controlling crime**

[Questionnaire] How successful do you think the government in Korea is nowadays in each of the following areas?...

Controlling crime?

[VAR] GOVPER4

RESPONSE	PUNCH	03-07	2008	2009	2010	2011	2012	2013	2014	2016	2018	2021	2023	TOTAL
Very successful	1	0.4	-	-	-	-	-	-	-	3.9	5.4	-	-	0.6
Quite successful	2	3.5	-	-	-	-	-	-	-	19.8	27.4	-	-	3.4
Neither successful nor unsuccessful	3	8.1	-	-	-	-	-	-	-	28.0	39.8	-	-	5.9
Quite unsuccessful	4	7.5	-	-	-	-	-	-	-	34.6	21.6	-	-	5.1
Very unsuccessful	5	2.2	-	-	-	-	-	-	-	13.2	4.8	-	-	1.6
Can't choose/NA	-8	0.5	-	-	-	-	-	-	-	0.5	0.9	-	-	0.2
IAP	-1	78.0	100.0	100.0	100.0	100.0	100.0	100.0	100.0	0.0	0.0	100.0	100.0	83.3
N		7276	1508	1599	1576	1535	1396	1294	1370	1051	1031	1205	1230	22071

\* SHOW CARD

\*\*\* Keyword: Government, Success, Crime



**Table 2149 Success of government policies on fighting unemployment**

[Questionnaire] How successful do you think the government in Korea is nowadays in each of the following areas?...

Fighting unemployment?

[VAR] GOVPER5

RESPONSE	PUNCH	03-07	2008	2009	2010	2011	2012	2013	2014	2016	2018	2021	2023	TOTAL
Very successful	1	0.1	-	-	-	-	-	-	-	1.5	1.2	-	-	0.2
Quite successful	2	1.1	-	-	-	-	-	-	-	6.5	9.7	-	-	1.1
Neither successful nor unsuccessful	3	4.5	-	-	-	-	-	-	-	21.4	32.9	-	-	4.0
Quite unsuccessful	4	10.9	-	-	-	-	-	-	-	49.0	42.2	-	-	7.9
Very unsuccessful	5	4.9	-	-	-	-	-	-	-	20.5	12.5	-	-	3.2
Can't choose/NA	-8	0.6	-	-	-	-	-	-	-	1.0	1.5	-	-	0.3
IAP	-1	78.0	100.0	100.0	100.0	100.0	100.0	100.0	100.0	0.0	0.0	100.0	100.0	83.3
N		7276	1508	1599	1576	1535	1396	1294	1370	1051	1031	1205	1230	22071

\* SHOW CARD

\*\*\* Keyword: Government, Success

**Table 2150 Success of government policies on protecting the environment**

[Questionnaire] How successful do you think the government in Korea is nowadays in each of the following areas?...

Protecting the environment?

[VAR] GOVPER6

RESPONSE	PUNCH	03-07	2008	2009	2010	2011	2012	2013	2014	2016	2018	2021	2023	TOTAL
Very successful	1	0.2	-	-	-	-	-	-	-	2.0	2.1	-	-	0.3
Quite successful	2	3.5	-	-	-	-	-	-	-	12.9	17.9	-	-	2.6
Neither successful nor unsuccessful	3	8.6	-	-	-	-	-	-	-	41.9	47.6	-	-	7.1
Quite unsuccessful	4	7.3	-	-	-	-	-	-	-	30.2	24.7	-	-	5.0
Very unsuccessful	5	1.9	-	-	-	-	-	-	-	12.0	6.6	-	-	1.5
Can't choose/NA	-8	0.6	-	-	-	-	-	-	-	1.0	1.1	-	-	0.3
IAP	-1	78.0	100.0	100.0	100.0	100.0	100.0	100.0	100.0	0.0	0.0	100.0	100.0	83.3
N		7276	1508	1599	1576	1535	1396	1294	1370	1051	1031	1205	1230	22071

\* SHOW CARD

\*\*\* Keyword: Government, Success, Environment

**Table 2151 Opinion on government detaining people without putting them on trial when it suspects a terrorist attack is about to happen**

[Questionnaire] Suppose the government suspected that a terrorist act was about to happen. Do you think the authorities should have the right to... detain people for as long as they want without putting them on trial?

[VAR] GOVAUT1

RESPONSE	PUNCH	03-07	2008	2009	2010	2011	2012	2013	2014	2016	2018	2021	2023	TOTAL
Definitely should have right	1	2.5	-	-	-	-	-	-	-	9.1	-	-	-	1.3
Probably should have right	2	6.3	-	-	-	-	-	-	-	26.6	-	-	-	3.4
Probably should not have right	3	7.4	-	-	-	-	-	-	-	35.5	-	-	-	4.1
Definitely should not have right	4	5.0	-	-	-	-	-	-	-	28.2	-	-	-	3.0
Can't choose/NA	-8	0.9	-	-	-	-	-	-	-	0.6	-	-	-	0.3
IAP	-1	77.9	100.0	100.0	100.0	100.0	100.0	100.0	100.0	0.0	100.0	100.0	100.0	88.0
N		7276	1508	1599	1576	1535	1396	1294	1370	1051	1031	1205	1230	22071

\* SHOW CARD

\*\*\* Keyword: Government, Right

**Table 2152 Opinion on government tapping people's telephone conversations when it suspects a terrorist attack is about to happen**

[Questionnaire] Suppose the government suspected that a terrorist act was about to happen. Do you think the authorities should have the right to... tap people's telephone conversations?

[VAR] GOVAUT2

RESPONSE	PUNCH	03-07	2008	2009	2010	2011	2012	2013	2014	2016	2018	2021	2023	TOTAL
Definitely should have right	1	1.2	-	-	-	-	-	-	-	5.1	-	-	-	0.6
Probably should have right	2	4.8	-	-	-	-	-	-	-	23.5	-	-	-	2.7
Probably should not have right	3	7.4	-	-	-	-	-	-	-	36.3	-	-	-	4.2
Definitely should not have right	4	7.9	-	-	-	-	-	-	-	34.6	-	-	-	4.2
Can't choose/NA	-8	0.8	-	-	-	-	-	-	-	0.5	-	-	-	0.3
IAP	-1	77.9	100.0	100.0	100.0	100.0	100.0	100.0	100.0	0.0	100.0	100.0	100.0	88.0
N		7276	1508	1599	1576	1535	1396	1294	1370	1051	1031	1205	1230	22071

\* SHOW CARD

\*\*\* Keyword: Government, Right

**Table 2153 Opinion on government stopping and searching people in the street at random when it suspects a terrorist attack is about to happen**

[Questionnaire] Suppose the government suspected that a terrorist act was about to happen. Do you think the authorities should have the right to... stop and search people in the street at random?

[VAR] GOVAUT3

RESPONSE	PUNCH	03-07	2008	2009	2010	2011	2012	2013	2014	2016	2018	2021	2023	TOTAL
Definitely should have right	1	3.8	-	-	-	-	-	-	-	15.0	-	-	-	2.0
Probably should have right	2	10.1	-	-	-	-	-	-	-	45.9	-	-	-	5.5
Probably should not have right	3	4.6	-	-	-	-	-	-	-	21.0	-	-	-	2.5
Definitely should not have right	4	2.9	-	-	-	-	-	-	-	17.4	-	-	-	1.8
Can't choose/NA	-8	0.7	-	-	-	-	-	-	-	0.7	-	-	-	0.2
IAP	-1	77.9	100.0	100.0	100.0	100.0	100.0	100.0	100.0	0.0	100.0	100.0	100.0	88.0
N		7276	1508	1599	1576	1535	1396	1294	1370	1051	1031	1205	1230	22071

\* SHOW CARD

\*\*\* Keyword: Government, Right



**Table 2154 Personal interest in politics (2006)**

[Questionnaire] How interested would you say you personally are in politics?

[VAR] POLINT06

RESPONSE	PUNCH	03-07	2008	2009	2010	2011	2012	2013	2014	2016	2018	2021	2023	TOTAL
Very interested	1	0.7	-	-	-	-	-	-	-	4.9	-	-	-	0.5
Fairly interested	2	1.6	-	-	-	-	-	-	-	11.5	-	-	-	1.1
Somewhat interested	3	7.7	-	-	-	-	-	-	-	36.5	-	-	-	4.3
Not very interested	4	8.9	-	-	-	-	-	-	-	37.7	-	-	-	4.7
Not at all interested	5	3.0	-	-	-	-	-	-	-	9.3	-	-	-	1.4
Can't choose/NA	-8	0.1	-	-	-	-	-	-	-	0.0	-	-	-	0.0
IAP	-1	77.9	100.0	100.0	100.0	100.0	100.0	100.0	100.0	0.0	100.0	100.0	100.0	88.0
N		7276	1508	1599	1576	1535	1396	1294	1370	1051	1031	1205	1230	22071

\* SHOW CARD(16)

\*\*\* Keyword: Concern

**Table 2155 Agree or disagree: People like me don't have any say about what the government does**

[Questionnaire] Please tick one box on each line to show how much you agree or disagree with each of the following statements... People like me don't have any say about what the government does

[VAR] POLEFF1

RESPONSE	PUNCH	03-07	2008	2009	2010	2011	2012	2013	2014	2016	2018	2021	2023	TOTAL
Strongly agree	1	2.9	-	-	-	-	-	-	-	8.2	-	-	-	1.4
Agree	2	5.4	-	-	-	-	-	-	-	20.1	-	-	-	2.7
Neither agree nor disagree	3	4.8	-	-	-	-	-	-	-	26.2	-	-	-	2.8
Disagree	4	5.4	-	-	-	-	-	-	-	30.3	-	-	-	3.2
Strongly disagree	5	3.1	-	-	-	-	-	-	-	14.9	-	-	-	1.7
Can't choose/NA	-8	0.5	-	-	-	-	-	-	-	0.4	-	-	-	0.2
IAP	-1	77.9	100.0	100.0	100.0	100.0	100.0	100.0	100.0	0.0	100.0	100.0	100.0	88.0
N		7276	1508	1599	1576	1535	1396	1294	1370	1051	1031	1205	1230	22071

\* SHOW CARD

\*\*\* Keyword: Government, Job

**Table 2156 Agree or disagree: The average citizen has considerable influence on politics**

[Questionnaire] Please tick one box on each line to show how much you agree or disagree with each of the following...

The average citizen has considerable influence on politics

[VAR] POLEFF2

RESPONSE	PUNCH	03-07	2008	2009	2010	2011	2012	2013	2014	2016	2018	2021	2023	TOTAL
Strongly agree	1	2.4	-	-	-	-	-	-	-	-	-	-	-	0.8
Agree	2	8.7	-	-	-	-	-	-	-	-	-	-	-	2.9
Neither agree nor disagree	3	4.3	-	-	-	-	-	-	-	-	-	-	-	1.4
Disagree	4	4.7	-	-	-	-	-	-	-	-	-	-	-	1.6
Strongly disagree	5	1.3	-	-	-	-	-	-	-	-	-	-	-	0.4
Can't choose/NA	-8	0.5	-	-	-	-	-	-	-	-	-	-	-	0.2
IAP	-1	77.9	100.0	100.0	100.0	100.0	100.0	100.0	100.0	100.0	100.0	100.0	100.0	92.7
N		7276	1508	1599	1576	1535	1396	1294	1370	1051	1031	1205	1230	22071

\* SHOW CARD

\*\*\* Keyword: Citizen

**Table 2157 Agree or disagree: I feel that I have a pretty good understanding of the important political issues facing our country**

[Questionnaire] Please tick one box on each line to show how much you agree or disagree with each of the following... I feel that I have a pretty good understanding of the important political issues facing our country

[VAR] POLEFF3

RESPONSE	PUNCH	03-07	2008	2009	2010	2011	2012	2013	2014	2016	2018	2021	2023	TOTAL
Strongly agree	1	1.0	-	-	-	-	-	-	-	5.0	-	-	-	0.6
Agree	2	6.3	-	-	-	-	-	-	-	31.9	-	-	-	3.6
Neither agree nor disagree	3	6.9	-	-	-	-	-	-	-	37.0	-	-	-	4.0
Disagree	4	5.7	-	-	-	-	-	-	-	21.3	-	-	-	2.9
Strongly disagree	5	1.7	-	-	-	-	-	-	-	4.4	-	-	-	0.8
Can't choose/NA	-8	0.5	-	-	-	-	-	-	-	0.4	-	-	-	0.2
IAP	-1	77.9	100.0	100.0	100.0	100.0	100.0	100.0	100.0	0.0	100.0	100.0	100.0	88.0
N		7276	1508	1599	1576	1535	1396	1294	1370	1051	1031	1205	1230	22071

\* SHOW CARD

**Table 2158 Agree or disagree: I think most people are better informed about politics and government than I am**

[Questionnaire] Please tick one box on each line to show how much you agree or disagree with each of the following... I think most people are better informed about politics and government than I am

[VAR] POLEFF4

RESPONSE	PUNCH	03-07	2008	2009	2010	2011	2012	2013	2014	2016	2018	2021	2023	TOTAL
Strongly agree	1	2.3	-	-	-	-	-	-	-	-	-	-	-	0.8
Agree	2	9.9	-	-	-	-	-	-	-	-	-	-	-	3.3
Neither agree nor disagree	3	7.2	-	-	-	-	-	-	-	-	-	-	-	2.4
Disagree	4	1.9	-	-	-	-	-	-	-	-	-	-	-	0.6
Strongly disagree	5	0.4	-	-	-	-	-	-	-	-	-	-	-	0.1
Can't choose/NA	-8	0.4	-	-	-	-	-	-	-	-	-	-	-	0.1
IAP	-1	77.9	100.0	100.0	100.0	100.0	100.0	100.0	100.0	100.0	100.0	100.0	100.0	92.7
N		7276	1508	1599	1576	1535	1396	1294	1370	1051	1031	1205	1230	22071

\* SHOW CARD

\*\*\* Keyword: Government



**Table 2159 Agree or disagree: Politicians try to keep the promises they have made during the election**

[Questionnaire] Please tick one box on each line to show how much you agree or disagree with each of the following...

People we elect as MPs try to keep the promises they have made during the election

[VAR] POLEFF5

RESPONSE	PUNCH	03-07	2008	2009	2010	2011	2012	2013	2014	2016	2018	2021	2023	TOTAL
Strongly agree	1	0.3	-	-	-	-	-	-	-	0.9	-	-	-	0.1
Agree	2	3.0	-	-	-	-	-	-	-	9.6	-	-	-	1.4
Neither agree nor disagree	3	3.5	-	-	-	-	-	-	-	17.3	-	-	-	2.0
Disagree	4	9.1	-	-	-	-	-	-	-	41.3	-	-	-	5.0
Strongly disagree	5	5.8	-	-	-	-	-	-	-	30.3	-	-	-	3.4
Can't choose/NA	-8	0.4	-	-	-	-	-	-	-	0.7	-	-	-	0.2
IAP	-1	77.9	100.0	100.0	100.0	100.0	100.0	100.0	100.0	0.0	100.0	100.0	100.0	88.0
N		7276	1508	1599	1576	1535	1396	1294	1370	1051	1031	1205	1230	22071

\* SHOW CARD

\*\*\* Keyword: Member of the National Assembly, Election

**Table 2160 Agree or disagree: Most civil servants can be trusted to do what is best for the country**

[Questionnaire] Please tick one box on each line to show how much you agree or disagree with each of the following...

Most civil servants can be trusted to do what is best for the country

[VAR] POLEFF6

RESPONSE	PUNCH	03-07	2008	2009	2010	2011	2012	2013	2014	2016	2018	2021	2023	TOTAL
Strongly agree	1	0.8	-	-	-	-	-	-	-	2.7	-	-	-	0.4
Agree	2	3.7	-	-	-	-	-	-	-	17.6	-	-	-	2.1
Neither agree nor disagree	3	5.0	-	-	-	-	-	-	-	23.0	-	-	-	2.7
Disagree	4	7.8	-	-	-	-	-	-	-	34.5	-	-	-	4.2
Strongly disagree	5	4.3	-	-	-	-	-	-	-	21.7	-	-	-	2.5
Can't choose/NA	-8	0.3	-	-	-	-	-	-	-	0.5	-	-	-	0.1
IAP	-1	77.9	100.0	100.0	100.0	100.0	100.0	100.0	100.0	0.0	100.0	100.0	100.0	88.0
N		7276	1508	1599	1576	1535	1396	1294	1370	1051	1031	1205	1230	22071

\* SHOW CARD

\*\*\* Keyword: Civil Servants

**Table 2161 Opinion on the tax level of the ones with high income**

[Questionnaire] Generally, how would you describe taxes in [Country] today? (We mean all taxes together, including

[wage deductions], [income tax], [taxes on goods and services] and all the rest.)... First, for those with high incomes, are taxes...

[VAR] TAXAMT1

RESPONSE	PUNCH	03-07	2008	2009	2010	2011	2012	2013	2014	2016	2018	2021	2023	TOTAL
Much too high	1	0.7	-	-	-	-	-	-	-	2.1	-	-	-	0.3
Too high	2	1.0	-	-	-	-	-	-	-	5.2	-	-	-	0.6
About right	3	2.3	-	-	-	-	-	-	-	17.7	-	-	-	1.6
Too low	4	8.9	-	-	-	-	-	-	-	43.3	-	-	-	5.0
Much too low	5	8.4	-	-	-	-	-	-	-	29.6	-	-	-	4.2
Can't choose/NA	-8	0.6	-	-	-	-	-	-	-	2.1	-	-	-	0.3
IAP	-1	78.0	100.0	100.0	100.0	100.0	100.0	100.0	100.0	0.0	100.0	100.0	100.0	88.0
N		7276	1508	1599	1576	1535	1396	1294	1370	1051	1031	1205	1230	22071

\* SHOW CARD

\*\*\* Keyword: Tax, People With Higher Incomes

**Table 2162 Opinion on the tax level of the ones with middle income**

[Questionnaire] Generally, how would you describe taxes in [Country] today? (We mean all taxes together, including

[wage deductions], [income tax], [taxes on goods and services] and all the rest.)... Next, for those with middle incomes, are taxes...

[VAR] TAXAMT2

RESPONSE	PUNCH	03-07	2008	2009	2010	2011	2012	2013	2014	2016	2018	2021	2023	TOTAL
Much too high	1	1.5	-	-	-	-	-	-	-	4.7	-	-	-	0.7
Too high	2	7.9	-	-	-	-	-	-	-	29.3	-	-	-	4.0
About right	3	8.9	-	-	-	-	-	-	-	51.4	-	-	-	5.4
Too low	4	2.7	-	-	-	-	-	-	-	11.4	-	-	-	1.4
Much too low	5	0.4	-	-	-	-	-	-	-	1.2	-	-	-	0.2
Can't choose/NA	-8	0.7	-	-	-	-	-	-	-	2.0	-	-	-	0.3
IAP	-1	77.9	100.0	100.0	100.0	100.0	100.0	100.0	100.0	0.0	100.0	100.0	100.0	88.0
N		7276	1508	1599	1576	1535	1396	1294	1370	1051	1031	1205	1230	22071

\* SHOW CARD

\*\*\* Keyword: Tax

**Table 2163 Opinion on the tax level of the ones with low income**

[Questionnaire] Generally, how would you describe taxes in [Country] today? (We mean all taxes together, including

[wage deductions], [income tax], [taxes on goods and services] and all the rest.)... Lastly, for those with low incomes, are taxes...

[VAR] TAXAMT3

RESPONSE	PUNCH	03-07	2008	2009	2010	2011	2012	2013	2014	2016	2018	2021	2023	TOTAL
Much too high	1	5.9	-	-	-	-	-	-	-	14.8	-	-	-	2.6
Too high	2	10.1	-	-	-	-	-	-	-	43.2	-	-	-	5.4
About right	3	4.8	-	-	-	-	-	-	-	35.2	-	-	-	3.2
Too low	4	0.5	-	-	-	-	-	-	-	3.3	-	-	-	0.3
Much too low	5	0.3	-	-	-	-	-	-	-	1.3	-	-	-	0.1
Can't choose/NA	-8	0.6	-	-	-	-	-	-	-	2.1	-	-	-	0.3
IAP	-1	78.0	100.0	100.0	100.0	100.0	100.0	100.0	100.0	0.0	100.0	100.0	100.0	88.0
N		7276	1508	1599	1576	1535	1396	1294	1370	1051	1031	1205	1230	22071

\* SHOW CARD

\*\*\* Keyword: Tax



**Table 2164 Frequency of tax authorities making sure that people pay their taxes**

[Questionnaire] In general, how often do you think that the tax authorities in Korea do you following?... make sure that people pay their taxes

[VAR] TAXAUTHO1

RESPONSE	PUNCH	03-07	2008	2009	2010	2011	2012	2013	2014	2016	2018	2021	2023	TOTAL
Almost always	1	-	-	-	-	-	-	-	-	18.5	-	-	-	0.9
Often	2	-	-	-	-	-	-	-	-	35.6	-	-	-	1.7
Sometimes	3	-	-	-	-	-	-	-	-	38.7	-	-	-	1.8
Almost never	4	-	-	-	-	-	-	-	-	5.9	-	-	-	0.3
Can't choose/NA	-8	-	-	-	-	-	-	-	-	1.3	-	-	-	0.1
IAP	-1	100.0	100.0	100.0	100.0	100.0	100.0	100.0	100.0	0.0	100.0	100.0	100.0	95.2
N		7276	1508	1599	1576	1535	1396	1294	1370	1051	1031	1205	1230	22071

\* SHOW CARD

\*\*\* Keyword: Tax

**Table 2165 Frequency of tax authorities treating everyone in accordance with the law, regardless of their contacts or position in society**

[Questionnaire] In general, how often do you think that the tax authorities in Korea do you following?... treat everyone in accordance with the law, regardless of their contacts or position in society?

[VAR] TAXAUTHO2

RESPONSE	PUNCH	03-07	2008	2009	2010	2011	2012	2013	2014	2016	2018	2021	2023	TOTAL
Almost always	1	-	-	-	-	-	-	-	-	8.8	-	-	-	0.4
Often	2	-	-	-	-	-	-	-	-	17.3	-	-	-	0.8
Sometimes	3	-	-	-	-	-	-	-	-	45.9	-	-	-	2.2
Almost never	4	-	-	-	-	-	-	-	-	26.1	-	-	-	1.2
Can't choose/NA	-8	-	-	-	-	-	-	-	-	1.9	-	-	-	0.1
IAP	-1	100.0	100.0	100.0	100.0	100.0	100.0	100.0	100.0	0.0	100.0	100.0	100.0	95.2
N		7276	1508	1599	1576	1535	1396	1294	1370	1051	1031	1205	1230	22071

\* SHOW CARD

\*\*\* Keyword: Tax

**Table 2166 Frequency of major private firms complying with laws and regulations**

[Questionnaire] In general, how often do you think that major private companies in Korea do you following?... comply with laws and regulations

[VAR] PRIFIRM1

RESPONSE	PUNCH	03-07	2008	2009	2010	2011	2012	2013	2014	2016	2018	2021	2023	TOTAL
Almost always	1	-	-	-	-	-	-	-	-	4.6	-	-	-	0.2
Often	2	-	-	-	-	-	-	-	-	21.8	-	-	-	1.0
Sometimes	3	-	-	-	-	-	-	-	-	54.3	-	-	-	2.6
Almost never	4	-	-	-	-	-	-	-	-	17.9	-	-	-	0.9
Can't choose/NA	-8	-	-	-	-	-	-	-	-	1.4	-	-	-	0.1
IAP	-1	100.0	100.0	100.0	100.0	100.0	100.0	100.0	100.0	0.0	100.0	100.0	100.0	95.2
N		7276	1508	1599	1576	1535	1396	1294	1370	1051	1031	1205	1230	22071

\* SHOW CARD

\*\*\* Keyword: Private Firm

**Table 2167 Frequency of major private firms trying to avoid paying their taxes**

[Questionnaire] In general, how often do you think that major private companies in Korea do you following?... try to avoid paying their taxes

[VAR] PRIFIRM2

RESPONSE	PUNCH	03-07	2008	2009	2010	2011	2012	2013	2014	2016	2018	2021	2023	TOTAL
Almost always	1	-	-	-	-	-	-	-	-	21.6	-	-	-	1.0
Often	2	-	-	-	-	-	-	-	-	40.7	-	-	-	1.9
Sometimes	3	-	-	-	-	-	-	-	-	31.5	-	-	-	1.5
Almost never	4	-	-	-	-	-	-	-	-	5.0	-	-	-	0.2
Can't choose/NA	-8	-	-	-	-	-	-	-	-	1.1	-	-	-	0.1
IAP	-1	100.0	100.0	100.0	100.0	100.0	100.0	100.0	100.0	0.0	100.0	100.0	100.0	95.2
N		7276	1508	1599	1576	1535	1396	1294	1370	1051	1031	1205	1230	22071

\* SHOW CARD

\*\*\* Keyword: Private Firm, Tax

**Table 2168 Trust issue: There are only a few people I can trust completely**

[Questionnaire] To what extent do you agree or disagree with the following statements... There are only a few people I can trust completely

[VAR] TRUST1

RESPONSE	PUNCH	03-07	2008	2009	2010	2011	2012	2013	2014	2016	2018	2021	2023	TOTAL
Strongly agree	1	6.0	-	-	-	-	-	-	-	-	-	-	-	2.0
Agree	2	9.1	-	-	-	-	-	-	-	-	-	-	-	3.0
Neither agree nor disagree	3	3.0	-	-	-	-	-	-	-	-	-	-	-	1.0
Disagree	4	3.3	-	-	-	-	-	-	-	-	-	-	-	1.1
Strongly disagree	5	0.5	-	-	-	-	-	-	-	-	-	-	-	0.2
Can't choose/NA	-8	0.2	-	-	-	-	-	-	-	-	-	-	-	0.0
IAP	-1	77.9	100.0	100.0	100.0	100.0	100.0	100.0	100.0	100.0	100.0	100.0	100.0	92.7
N		7276	1508	1599	1576	1535	1396	1294	1370	1051	1031	1205	1230	22071

\* SHOW CARD



**Table 2169 Trust issue: If you are not careful, other people will take advantage of you**

[Questionnaire] To what extent do you agree or disagree with the following statements... If you are not careful, other people will take advantage of you

[VAR] TRUST2

RESPONSE	PUNCH	03-07	2008	2009	2010	2011	2012	2013	2014	2016	2018	2021	2023	TOTAL
Strongly agree	1	4.5	-	-	-	-	-	-	-	-	-	-	-	1.5
Agree	2	9.4	-	-	-	-	-	-	-	-	-	-	-	3.1
Neither agree nor disagree	3	3.8	-	-	-	-	-	-	-	-	-	-	-	1.3
Disagree	4	3.5	-	-	-	-	-	-	-	-	-	-	-	1.2
Strongly disagree	5	0.6	-	-	-	-	-	-	-	-	-	-	-	0.2
Can't choose/NA	-8	0.2	-	-	-	-	-	-	-	-	-	-	-	0.1
IAP	-1	77.9	100.0	100.0	100.0	100.0	100.0	100.0	100.0	100.0	100.0	100.0	100.0	92.7
N		7276	1508	1599	1576	1535	1396	1294	1370	1051	1031	1205	1230	22071

\* SHOW CARD

\*\*\* Keyword: Advantage

**Table 2170 Frequency of getting asked to help influence important decisions in other people's favor**

[Questionnaire] Some people because of their job, position in the community or contacts, are asked by others to help influence important decisions in their favour. What about you?... How often are you asked to help influence important decisions in other people's favour?

[VAR] ASKTAK

RESPONSE	PUNCH	03-07	2008	2009	2010	2011	2012	2013	2014	2016	2018	2021	2023	TOTAL
Never	1	9.5	-	-	-	-	-	-	-	-	-	-	-	3.1
Seldom	2	6.3	-	-	-	-	-	-	-	-	-	-	-	2.1
Occasionally	3	5.5	-	-	-	-	-	-	-	-	-	-	-	1.8
Often	4	0.5	-	-	-	-	-	-	-	-	-	-	-	0.2
Can't choose/NA	-8	0.3	-	-	-	-	-	-	-	-	-	-	-	0.1
IAP	-1	77.9	100.0	100.0	100.0	100.0	100.0	100.0	100.0	100.0	100.0	100.0	100.0	92.7
N		7276	1508	1599	1576	1535	1396	1294	1370	1051	1031	1205	1230	22071

\*\*\* Keyword: Occupation, Decision, Influence

**Table 2171 Number of people R can ask to help influence important decisions in R's favor**

[Questionnaire] Some people because of their job, position in the community or contacts, are asked by others to help influence important decisions in their favour. What about you?... And are there people you could ask to help influence important decisions in your favour?

[VAR] ASKGIVE

RESPONSE	PUNCH	03-07	2008	2009	2010	2011	2012	2013	2014	2016	2018	2021	2023	TOTAL
No, nobody	1	10.3	-	-	-	-	-	-	-	-	-	-	-	3.4
Yes, a few people	2	6.9	-	-	-	-	-	-	-	-	-	-	-	2.3
Yes, some people	3	4.2	-	-	-	-	-	-	-	-	-	-	-	1.4
Yes, a lot of people	4	0.2	-	-	-	-	-	-	-	-	-	-	-	0.1
Can't choose/NA	-8	0.4	-	-	-	-	-	-	-	-	-	-	-	0.1
IAP	-1	77.9	100.0	100.0	100.0	100.0	100.0	100.0	100.0	100.0	100.0	100.0	100.0	92.7
N		7276	1508	1599	1576	1535	1396	1294	1370	1051	1031	1205	1230	22071

\*\*\* Keyword: Occupation, Decision, Influence

**Table 2172 Fairness of how public officials deal with people**

[Questionnaire] In your opinion, how often do public officials deal fairly with people like you?

[VAR] OFFEQUIT

RESPONSE	PUNCH	03-07	2008	2009	2010	2011	2012	2013	2014	2016	2018	2021	2023	TOTAL
Almost always	1	1.4	-	-	-	-	-	-	-	-	-	-	-	0.4
Often	2	4.9	-	-	-	-	-	-	-	-	-	-	-	1.6
Occasionally	3	8.0	-	-	-	-	-	-	-	-	-	-	-	2.6
Seldom	4	6.3	-	-	-	-	-	-	-	-	-	-	-	2.1
Almost never	5	1.1	-	-	-	-	-	-	-	-	-	-	-	0.4
Can't choose/NA	-8	0.5	-	-	-	-	-	-	-	-	-	-	-	0.1
IAP	-1	77.9	100.0	100.0	100.0	100.0	100.0	100.0	100.0	100.0	100.0	100.0	100.0	92.7
N		7276	1508	1599	1576	1535	1396	1294	1370	1051	1031	1205	1230	22071

\*\*\* Keyword: Civil Servants, Fair

**Table 2173 Likelihood of public officials treating people differently depending on whom they knew**

[Questionnaire] Do you think that the treatment people get from public officials in Korea depends on who they know?

[VAR] OFFNEPOT

RESPONSE	PUNCH	03-07	2008	2009	2010	2011	2012	2013	2014	2016	2018	2021	2023	TOTAL
Definitely does	1	5.5	-	-	-	-	-	-	-	-	-	-	-	1.8
Probably does	2	12.5	-	-	-	-	-	-	-	-	-	-	-	4.1
Probably does not	3	2.9	-	-	-	-	-	-	-	-	-	-	-	1.0
Definitely does not	4	0.8	-	-	-	-	-	-	-	-	-	-	-	0.3
Can't choose/NA	-8	0.4	-	-	-	-	-	-	-	-	-	-	-	0.1
IAP	-1	77.9	100.0	100.0	100.0	100.0	100.0	100.0	100.0	100.0	100.0	100.0	100.0	92.7
N		7276	1508	1599	1576	1535	1396	1294	1370	1051	1031	1205	1230	22071

\*\*\* Keyword: Civil Servants



**Table 2174 Number of officials involved in corruption**

[Questionnaire] And in your opinion, about how many public officials in Korea are involved in corruption?

[VAR] POLCORRU

RESPONSE	PUNCH	03-07	2008	2009	2010	2011	2012	2013	2014	2016	2018	2021	2021	TOTAL
Almost none	1	0.1	-	-	-	-	-	-	1.7	1.1	-	-	-	0.2
A few	2	2.0	-	-	-	-	-	-	11.5	7.0	-	-	-	1.7
Some	3	4.3	-	-	-	-	-	-	23.8	19.7	-	-	-	3.8
Quite a lot	4	8.9	-	-	-	-	-	-	40.2	48.0	-	-	-	7.7
Almost all	5	6.4	-	-	-	-	-	-	22.6	23.6	-	-	-	4.6
Can't choose/NA	-8	0.4	-	-	-	-	-	-	0.1	0.6	-	-	-	0.2
IAP	-1	77.9	100.0	100.0	100.0	100.0	100.0	100.0	0.0	0.0	100.0	100.0	100.0	81.8
N		7276	1508	1599	1576	1535	1396	1294	1370	1051	1031	1205	1230	22071

\* SHOW CARD(16)

\*\*\* Keyword: Politician, Corruption

**Table 2175 Number of officials involved in corruption**

[Questionnaire] And in your opinion, about how many public officials in Korea are involved in corruption?

[VAR] OFFCORRU

RESPONSE	PUNCH	03-07	2008	2009	2010	2011	2012	2013	2014	2016	2018	2021	2023	TOTAL
Almost none	1	0.7	-	-	-	-	-	-	3.1	3.9	-	-	-	0.6
A few	2	4.8	-	-	-	-	-	-	19.1	15.0	-	-	-	3.5
Some	3	7.0	-	-	-	-	-	-	32.7	37.0	-	-	-	6.1
Quite a lot	4	6.5	-	-	-	-	-	-	32.3	35.7	-	-	-	5.8
Almost all	5	2.4	-	-	-	-	-	-	12.7	7.9	-	-	-	2.0
Can't choose/NA	-8	0.5	-	-	-	-	-	-	0.1	0.6	-	-	-	0.2
IAP	-1	77.9	100.0	100.0	100.0	100.0	100.0	100.0	0.0	0.0	100.0	100.0	100.0	81.8
N		7276	1508	1599	1576	1535	1396	1294	1370	1051	1031	1205	1230	22071

\* SHOW CARD(16)

\*\*\* Keyword: Civil Servants, Corruption

**Table 2176 Frequency of a public official asking for the bribery**

[Questionnaire] In the last five years, how often have you or a member of your immediate family come cross a public official who hinted they wanted, or asked for, a bribe or favour in return for a service?

[VAR] OFFBRIBE

RESPONSE	PUNCH	03-07	2008	2009	2010	2011	2012	2013	2014	2016	2018	2021	2023	TOTAL
Almost none	1	17.3	-	-	-	-	-	-	-	82.7	-	-	-	9.6
A few	2	2.5	-	-	-	-	-	-	-	11.2	-	-	-	1.4
Some	3	1.6	-	-	-	-	-	-	-	3.1	-	-	-	0.7
Quite a lot	4	0.2	-	-	-	-	-	-	-	1.0	-	-	-	0.1
Almost all	5	0.1	-	-	-	-	-	-	-	0.4	-	-	-	0.0
Can't choose/NA	-8	0.4	-	-	-	-	-	-	-	1.5	-	-	-	0.2
IAP	-1	77.9	100.0	100.0	100.0	100.0	100.0	100.0	100.0	0.0	100.0	100.0	100.0	88.0
N		7276	1508	1599	1576	1535	1396	1294	1370	1051	1031	1205	1230	22071

\* SHOW CARD(16)

\*\*\* Keyword: Family Members, Civil Servants, Work

**Table 2177 Average number of people that R has contacts with on a week day**

[Questionnaire] On average, about how many people do you have contact with in a typical week day, including people you live with. We are interested in contact on a one-to-one basis, including everyone with whom you chat, talk, or discuss matters. This can be face-to-face, by telephone, by mail, or on the internet. Please include only people you know. Please select one from the following categories that best matches your estimate

[VAR] NUMCNCT

RESPONSE	PUNCH	03-07	2008	2009	2010	2011	2012	2013	2014	2016	2018	2021	2023	TOTAL
0-4 persons	1	4.2	-	-	-	-	-	-	-	-	-	-	-	1.4
5-9	2	6.7	-	-	-	-	-	-	-	-	-	-	-	2.2
10-19	3	5.7	-	-	-	-	-	-	-	-	-	-	-	1.9
20-49	4	3.7	-	-	-	-	-	-	-	-	-	-	-	1.2
50 or more	5	1.6	-	-	-	-	-	-	-	-	-	-	-	0.5
Can't choose/NA	-8	0.1	-	-	-	-	-	-	-	-	-	-	-	0.0
IAP	-1	77.9	100.0	100.0	100.0	100.0	100.0	100.0	100.0	100.0	100.0	100.0	100.0	92.7
N		7276	1508	1599	1576	1535	1396	1294	1370	1051	1031	1205	1230	22071

\*\*\* Keyword: People You Live With, Contact, Internet, Conversation, Discussion



# ISSP 2007 Leisure Time and Sports

**Table 2178 Frequency of watching TV, DVD, videos in the free time**

[Questionnaire] How often do you do each of the following activities in your free time?... Watch TV, DVD, videos

[VAR] LTAC01

RESPONSE	PUNCH	03-07	2008	2009	2010	2011	2012	2013	2014	2016	2018	2021	2023	TOTAL
Daily	1	13.7	-	-	-	-	-	-	-	-	-	-	-	4.5
Several times a week	2	4.1	-	-	-	-	-	-	-	-	-	-	-	1.3
Several times a month	3	1.1	-	-	-	-	-	-	-	-	-	-	-	0.4
Several times a year or less often	4	0.4	-	-	-	-	-	-	-	-	-	-	-	0.1
Never	5	0.4	-	-	-	-	-	-	-	-	-	-	-	0.1
Can't choose/NA	-8	0.0	-	-	-	-	-	-	-	-	-	-	-	0.0
IAP	-1	80.3	100.0	100.0	100.0	100.0	100.0	100.0	100.0	100.0	100.0	100.0	100.0	93.5
N		7276	1508	1599	1576	1535	1396	1294	1370	1051	1031	1205	1230	22071

\* SHOW CARD

\*\*\* Keyword: Free Time, TV, Video

**Table 2179 Frequency of going out to watch a movie in the free time**

[Questionnaire] How often do you do each of the following activities in your free time?... Go to the movies

[VAR] LTAC02

RESPONSE	PUNCH	03-07	2008	2009	2010	2011	2012	2013	2014	2016	2018	2021	2023	TOTAL
Daily	1	0.1	-	-	-	-	-	-	-	-	-	-	-	0.0
Several times a week	2	0.8	-	-	-	-	-	-	-	-	-	-	-	0.3
Several times a month	3	5.0	-	-	-	-	-	-	-	-	-	-	-	1.6
Several times a year or less often	4	6.5	-	-	-	-	-	-	-	-	-	-	-	2.1
Never	5	7.3	-	-	-	-	-	-	-	-	-	-	-	2.4
IAP	-1	80.3	100.0	100.0	100.0	100.0	100.0	100.0	100.0	100.0	100.0	100.0	100.0	93.5
N		7276	1508	1599	1576	1535	1396	1294	1370	1051	1031	1205	1230	22071

\* SHOW CARD

\*\*\* Keyword: Free Time, Movie

**Table 2180 Frequency of going out shopping in the free time**

[Questionnaire] How often do you do each of the following activities in your free time?... Go out shopping

[VAR] LTAC03

RESPONSE	PUNCH	03-07	2008	2009	2010	2011	2012	2013	2014	2016	2018	2021	2023	TOTAL
Daily	1	0.3	-	-	-	-	-	-	-	-	-	-	-	0.1
Several times a week	2	3.7	-	-	-	-	-	-	-	-	-	-	-	1.2
Several times a month	3	9.0	-	-	-	-	-	-	-	-	-	-	-	3.0
Several times a year or less often	4	3.3	-	-	-	-	-	-	-	-	-	-	-	1.1
Never	5	3.3	-	-	-	-	-	-	-	-	-	-	-	1.1
Can't choose/NA	-8	0.0	-	-	-	-	-	-	-	-	-	-	-	0.0
IAP	-1	80.3	100.0	100.0	100.0	100.0	100.0	100.0	100.0	100.0	100.0	100.0	100.0	93.5
N		7276	1508	1599	1576	1535	1396	1294	1370	1051	1031	1205	1230	22071

\* SHOW CARD

\*\*\* Keyword: Free Time

**Table 2181 Frequency of reading books in the free time**

[Questionnaire] How often do you do each of the following activities in your free time?... Read books

[VAR] LTAC04

RESPONSE	PUNCH	03-07	2008	2009	2010	2011	2012	2013	2014	2016	2018	2021	2023	TOTAL
Daily	1	2.9	-	-	-	-	-	-	-	-	-	-	-	1.0
Several times a week	2	3.1	-	-	-	-	-	-	-	-	-	-	-	1.0
Several times a month	3	4.1	-	-	-	-	-	-	-	-	-	-	-	1.3
Several times a year or less often	4	3.9	-	-	-	-	-	-	-	-	-	-	-	1.3
Never	5	5.6	-	-	-	-	-	-	-	-	-	-	-	1.8
Can't choose/NA	-8	0.1	-	-	-	-	-	-	-	-	-	-	-	0.0
IAP	-1	80.3	100.0	100.0	100.0	100.0	100.0	100.0	100.0	100.0	100.0	100.0	100.0	93.5
N		7276	1508	1599	1576	1535	1396	1294	1370	1051	1031	1205	1230	22071

\* SHOW CARD

\*\*\* Keyword: Free Time, Reading Books

**Table 2182 Frequency of attending cultural events in the free time**

[Questionnaire] How often do you do each of the following activities in your free time?... Attend cultural events such as concerts, live theatre, exhibitions

[VAR] LTAC05

RESPONSE	PUNCH	03-07	2008	2009	2010	2011	2012	2013	2014	2016	2018	2021	2023	TOTAL
Daily	1	0.0	-	-	-	-	-	-	-	-	-	-	-	0.0
Several times a week	2	0.3	-	-	-	-	-	-	-	-	-	-	-	0.1
Several times a month	3	1.7	-	-	-	-	-	-	-	-	-	-	-	0.6
Several times a year or less often	4	6.9	-	-	-	-	-	-	-	-	-	-	-	2.3
Never	5	10.6	-	-	-	-	-	-	-	-	-	-	-	3.5
Can't choose/NA	-8	0.0	-	-	-	-	-	-	-	-	-	-	-	0.0
IAP	-1	80.3	100.0	100.0	100.0	100.0	100.0	100.0	100.0	100.0	100.0	100.0	100.0	93.5
N		7276	1508	1599	1576	1535	1396	1294	1370	1051	1031	1205	1230	22071

\* SHOW CARD

\*\*\* Keyword: Free Time



**Table 2183 Frequency of getting together with relatives in the free time**

[Questionnaire] How often do you do each of the following activities in your free time?... Get together with relatives

[VAR] LTAC06

RESPONSE	PUNCH	03-07	2008	2009	2010	2011	2012	2013	2014	2016	2018	2021	2023	TOTAL
Daily	1	0.3	-	-	-	-	-	-	-	-	-	-	-	0.1
Several times a week	2	1.3	-	-	-	-	-	-	-	-	-	-	-	0.4
Several times a month	3	6.0	-	-	-	-	-	-	-	-	-	-	-	2.0
Several times a year or less often	4	11.0	-	-	-	-	-	-	-	-	-	-	-	3.6
Never	5	1.0	-	-	-	-	-	-	-	-	-	-	-	0.3
Can't choose/NA	-8	0.0	-	-	-	-	-	-	-	-	-	-	-	0.0
IAP	-1	80.3	100.0	100.0	100.0	100.0	100.0	100.0	100.0	100.0	100.0	100.0	100.0	93.5
N		7276	1508	1599	1576	1535	1396	1294	1370	1051	1031	1205	1230	22071

\* SHOW CARD

\*\*\* Keyword: Free Time

**Table 2184 Frequency of getting together with friends in the free time**

[Questionnaire] How often do you do each of the following activities in your free time?... Get together with friends

[VAR] LTAC07

RESPONSE	PUNCH	03-07	2008	2009	2010	2011	2012	2013	2014	2016	2018	2021	2023	TOTAL
Daily	1	2.8	-	-	-	-	-	-	-	-	-	-	-	0.9
Several times a week	2	5.4	-	-	-	-	-	-	-	-	-	-	-	1.8
Several times a month	3	6.5	-	-	-	-	-	-	-	-	-	-	-	2.2
Several times a year or less often	4	3.7	-	-	-	-	-	-	-	-	-	-	-	1.2
Never	5	1.2	-	-	-	-	-	-	-	-	-	-	-	0.4
Can't choose/NA	-8	0.0	-	-	-	-	-	-	-	-	-	-	-	0.0
IAP	-1	80.3	100.0	100.0	100.0	100.0	100.0	100.0	100.0	100.0	100.0	100.0	100.0	93.5
N		7276	1508	1599	1576	1535	1396	1294	1370	1051	1031	1205	1230	22071

\* SHOW CARD

\*\*\* Keyword: Free Time, Friends

**Table 2185 Frequency of playing cards or board games in the free time**

[Questionnaire] How often do you do each of the following activities in your free time?... Play cards or board games

[VAR] LTAC08

RESPONSE	PUNCH	03-07	2008	2009	2010	2011	2012	2013	2014	2016	2018	2021	2023	TOTAL
Daily	1	0.3	-	-	-	-	-	-	-	-	-	-	-	0.1
Several times a week	2	0.5	-	-	-	-	-	-	-	-	-	-	-	0.2
Several times a month	3	1.2	-	-	-	-	-	-	-	-	-	-	-	0.4
Several times a year or less often	4	2.8	-	-	-	-	-	-	-	-	-	-	-	0.9
Never	5	14.8	-	-	-	-	-	-	-	-	-	-	-	4.9
Can't choose/NA	-8	0.1	-	-	-	-	-	-	-	-	-	-	-	0.0
IAP	-1	80.4	100.0	100.0	100.0	100.0	100.0	100.0	100.0	100.0	100.0	100.0	100.0	93.5
N		7276	1508	1599	1576	1535	1396	1294	1370	1051	1031	1205	1230	22071

\* SHOW CARD

\*\*\* Keyword: Free Time, Game

**Table 2186 Frequency of listening to music in the free time**

[Questionnaire] How often do you do each of the following activities in your free time?... Listen to music

[VAR] LTAC09

RESPONSE	PUNCH	03-07	2008	2009	2010	2011	2012	2013	2014	2016	2018	2021	2023	TOTAL
Daily	1	8.6	-	-	-	-	-	-	-	-	-	-	-	2.8
Several times a week	2	4.8	-	-	-	-	-	-	-	-	-	-	-	1.6
Several times a month	3	2.3	-	-	-	-	-	-	-	-	-	-	-	0.8
Several times a year or less often	4	1.1	-	-	-	-	-	-	-	-	-	-	-	0.4
Never	5	2.9	-	-	-	-	-	-	-	-	-	-	-	1.0
Can't choose/NA	-8	0.0	-	-	-	-	-	-	-	-	-	-	-	0.0
IAP	-1	80.3	100.0	100.0	100.0	100.0	100.0	100.0	100.0	100.0	100.0	100.0	100.0	93.5
N		7276	1508	1599	1576	1535	1396	1294	1370	1051	1031	1205	1230	22071

\* SHOW CARD

\*\*\* Keyword: Free Time

**Table 2187 Frequency of taking part in physical activities such as sports in the free time**

[Questionnaire] How often do you do each of the following activities in your free time?... Take part in physical activities such as sports, going to the gym, going for a walk

[VAR] LTAC10

RESPONSE	PUNCH	03-07	2008	2009	2010	2011	2012	2013	2014	2016	2018	2021	2023	TOTAL
Daily	1	5.1	-	-	-	-	-	-	-	-	-	-	-	1.7
Several times a week	2	6.0	-	-	-	-	-	-	-	-	-	-	-	2.0
Several times a month	3	3.1	-	-	-	-	-	-	-	-	-	-	-	1.0
Several times a year or less often	4	1.1	-	-	-	-	-	-	-	-	-	-	-	0.4
Never	5	4.3	-	-	-	-	-	-	-	-	-	-	-	1.4
Can't choose/NA	-8	0.1	-	-	-	-	-	-	-	-	-	-	-	0.0
IAP	-1	80.3	100.0	100.0	100.0	100.0	100.0	100.0	100.0	100.0	100.0	100.0	100.0	93.5
N		7276	1508	1599	1576	1535	1396	1294	1370	1051	1031	1205	1230	22071

\* SHOW CARD

\*\*\* Keyword: Free Time, Physical Exercise, Sport



**Table 2188 Frequency of attending sporting events as a spectator in the free time**

[Questionnaire] How often do you do each of the following activities in your free time?... Attend sporting events as a spectator

[VAR] LTAC11

RESPONSE	PUNCH	03-07	2008	2009	2010	2011	2012	2013	2014	2016	2018	2021	2023	TOTAL
Daily	1	0.4	-	-	-	-	-	-	-	-	-	-	-	0.1
Several times a week	2	0.7	-	-	-	-	-	-	-	-	-	-	-	0.2
Several times a month	3	1.8	-	-	-	-	-	-	-	-	-	-	-	0.6
Several times a year or less often	4	4.6	-	-	-	-	-	-	-	-	-	-	-	1.5
Never	5	12.1	-	-	-	-	-	-	-	-	-	-	-	4.0
Can't choose/NA	-8	0.1	-	-	-	-	-	-	-	-	-	-	-	0.0
IAP	-1	80.3	100.0	100.0	100.0	100.0	100.0	100.0	100.0	100.0	100.0	100.0	100.0	93.5
N		7276	1508	1599	1576	1535	1396	1294	1370	1051	1031	1205	1230	22071

\* SHOW CARD

\*\*\* Keyword: Free Time, Physical Exercise

**Table 2189 Frequency of doing handicrafts such as needle work, wood work, etc. in the free time**

[Questionnaire] How often do you do each of the following activities in your free time?... Do handicrafts such as needle work, wood work, etc.

[VAR] LTAC12

RESPONSE	PUNCH	03-07	2008	2009	2010	2011	2012	2013	2014	2016	2018	2021	2023	TOTAL
Daily	1	0.3	-	-	-	-	-	-	-	-	-	-	-	0.1
Several times a week	2	0.5	-	-	-	-	-	-	-	-	-	-	-	0.2
Several times a month	3	1.2	-	-	-	-	-	-	-	-	-	-	-	0.4
Several times a year or less often	4	2.1	-	-	-	-	-	-	-	-	-	-	-	0.7
Never	5	15.4	-	-	-	-	-	-	-	-	-	-	-	5.1
Can't choose/NA	-8	0.1	-	-	-	-	-	-	-	-	-	-	-	0.0
IAP	-1	80.3	100.0	100.0	100.0	100.0	100.0	100.0	100.0	100.0	100.0	100.0	100.0	93.5
N		7276	1508	1599	1576	1535	1396	1294	1370	1051	1031	1205	1230	22071

\* SHOW CARD

\*\*\* Keyword: Free Time

**Table 2190 Frequency of spending time on the Internet/PC in the free time**

[Questionnaire] How often do you do each of the following activities in your free time?... Spend time on the Internet/PC

[VAR] LTAC13

RESPONSE	PUNCH	03-07	2008	2009	2010	2011	2012	2013	2014	2016	2018	2021	2023	TOTAL
Daily	1	9.1	-	-	-	-	-	-	-	-	-	-	-	3.0
Several times a week	2	3.2	-	-	-	-	-	-	-	-	-	-	-	1.0
Several times a month	3	0.9	-	-	-	-	-	-	-	-	-	-	-	0.3
Several times a year or less often	4	0.5	-	-	-	-	-	-	-	-	-	-	-	0.2
Never	5	6.0	-	-	-	-	-	-	-	-	-	-	-	2.0
IAP	-1	80.3	100.0	100.0	100.0	100.0	100.0	100.0	100.0	100.0	100.0	100.0	100.0	93.5
N		7276	1508	1599	1576	1535	1396	1294	1370	1051	1031	1205	1230	22071

\* SHOW CARD

\*\*\* Keyword: Free Time, Internet

**Table 2191 Frequency of taking a nap in the free time**

[Questionnaire] How often do you do each of the following activities in your free time?... Take a nap

[VAR] LTAC14

RESPONSE	PUNCH	03-07	2008	2009	2010	2011	2012	2013	2014	2016	2018	2021	2023	TOTAL
Daily	1	2.5	-	-	-	-	-	-	-	-	-	-	-	0.8
Several times a week	2	5.3	-	-	-	-	-	-	-	-	-	-	-	1.8
Several times a month	3	4.7	-	-	-	-	-	-	-	-	-	-	-	1.6
Several times a year or less often	4	1.6	-	-	-	-	-	-	-	-	-	-	-	0.5
Never	5	5.5	-	-	-	-	-	-	-	-	-	-	-	1.8
IAP	-1	80.3	100.0	100.0	100.0	100.0	100.0	100.0	100.0	100.0	100.0	100.0	100.0	93.5
N		7276	1508	1599	1576	1535	1396	1294	1370	1051	1031	1205	1230	22071

\* SHOW CARD

\*\*\* Keyword: Free Time

\*\*\*\* This variable is not included in the ISSP module, but only KGSS included it

**Table 2192 Frequency of drinking in the free time**

[Questionnaire] How often do you do each of the following activities in your free time?... Drink

[VAR] LTAC15

RESPONSE	PUNCH	03-07	2008	2009	2010	2011	2012	2013	2014	2016	2018	2021	2023	TOTAL
Daily	1	1.1	-	-	-	-	-	-	-	-	-	-	-	0.4
Several times a week	2	5.1	-	-	-	-	-	-	-	-	-	-	-	1.7
Several times a month	3	5.2	-	-	-	-	-	-	-	-	-	-	-	1.7
Several times a year or less often	4	2.2	-	-	-	-	-	-	-	-	-	-	-	0.7
Never	5	6.1	-	-	-	-	-	-	-	-	-	-	-	2.0
Can't choose/NA	-8	0.0	-	-	-	-	-	-	-	-	-	-	-	0.0
IAP	-1	80.3	100.0	100.0	100.0	100.0	100.0	100.0	100.0	100.0	100.0	100.0	100.0	93.5
N		7276	1508	1599	1576	1535	1396	1294	1370	1051	1031	1205	1230	22071

\* SHOW CARD

\*\*\* Keyword: Free Time, Drinking

\*\*\*\* This variable is not included in the ISSP module, but only KGSS included it



**Table 2193 Frequency of going to a Karaoke in the free time**

[Questionnaire] How often do you do each of the following activities in your free time?... Go to a Karaoke

[VAR] LTAC16

RESPONSE	PUNCH	03-07	2008	2009	2010	2011	2012	2013	2014	2016	2018	2021	2023	TOTAL
Daily	1	0.1	-	-	-	-	-	-	-	-	-	-	-	0.0
Several times a week	2	0.7	-	-	-	-	-	-	-	-	-	-	-	0.2
Several times a month	3	5.1	-	-	-	-	-	-	-	-	-	-	-	1.7
Several times a year or less often	4	7.5	-	-	-	-	-	-	-	-	-	-	-	2.5
Never	5	6.3	-	-	-	-	-	-	-	-	-	-	-	2.1
Can't choose/NA	-8	0.0	-	-	-	-	-	-	-	-	-	-	-	0.0
IAP	-1	80.3	100.0	100.0	100.0	100.0	100.0	100.0	100.0	100.0	100.0	100.0	100.0	93.5
N		7276	1508	1599	1576	1535	1396	1294	1370	1051	1031	1205	1230	22071

\* SHOW CARD

\*\*\* Keyword: Free Time

**Table 2194 Frequency of going to sauna, hot spring, 'zzimzilbang' (Korean style hot sauna) in the free time**

[Questionnaire] How often do you do each of the following activities in your free time?... Go to sauna, hot spring,

"zzimzilbang" (Korean style hot sauna)

[VAR] LTAC17

RESPONSE	PUNCH	03-07	2008	2009	2010	2011	2012	2013	2014	2016	2018	2021	2023	TOTAL
Daily	1	0.2	-	-	-	-	-	-	-	-	-	-	-	0.1
Several times a week	2	2.5	-	-	-	-	-	-	-	-	-	-	-	0.8
Several times a month	3	6.5	-	-	-	-	-	-	-	-	-	-	-	2.1
Several times a year or less often	4	5.7	-	-	-	-	-	-	-	-	-	-	-	1.9
Never	5	4.7	-	-	-	-	-	-	-	-	-	-	-	1.5
Can't choose/NA	-8	0.0	-	-	-	-	-	-	-	-	-	-	-	0.0
IAP	-1	80.3	100.0	100.0	100.0	100.0	100.0	100.0	100.0	100.0	100.0	100.0	100.0	93.5
N		7276	1508	1599	1576	1535	1396	1294	1370	1051	1031	1205	1230	22071

\* SHOW CARD

\*\*\* Keyword: Free Time

\*\*\*\* This variable is not included in the ISSP module, but only KGSS included it

**Table 2195 Frequency of talking on the phone with family, friends, or relatives in the free time**

[Questionnaire] How often do you do each of the following activities in your free time?... Talk on the phone with family, friends, or relatives

[VAR] LTAC18

[VAR] LTAC18

RESPONSE	PUNCH	03-07	2008	2009	2010	2011	2012	2013	2014	2016	2018	2021	2023	TOTAL
Daily	1	3.9	-	-	-	-	-	-	-	-	-	-	-	1.3
Several times a week	2	7.5	-	-	-	-	-	-	-	-	-	-	-	2.5
Several times a month	3	5.0	-	-	-	-	-	-	-	-	-	-	-	1.7
Several times a year or less often	4	2.0	-	-	-	-	-	-	-	-	-	-	-	0.7
Never	5	1.1	-	-	-	-	-	-	-	-	-	-	-	0.4
Can't choose/NA	-8	0.1	-	-	-	-	-	-	-	-	-	-	-	0.0
IAP	-1	80.3	100.0	100.0	100.0	100.0	100.0	100.0	100.0	100.0	100.0	100.0	100.0	93.5
N		7276	1508	1599	1576	1535	1396	1294	1370	1051	1031	1205	1230	22071

\* SHOW CARD

\*\*\* Keyword: Free Time, Family Members, Friends

\*\*\*\* This variable is not included in the ISSP module, but only KGSS included it

**Table 2196 How much free time activities enable R to be the kind of person who R is**

[Questionnaire] When you are involved in free time activities to what extent do they enable you... to be the kind of person you really are?

[VAR] LTEFF1

RESPONSE	PUNCH	03-07	2008	2009	2010	2011	2012	2013	2014	2016	2018	2021	2023	TOTAL
Very much	1	3.6	-	-	-	-	-	-	-	-	-	-	-	1.2
A lot	2	8.2	-	-	-	-	-	-	-	-	-	-	-	2.7
Somewhat	3	4.2	-	-	-	-	-	-	-	-	-	-	-	1.4
A little	4	2.6	-	-	-	-	-	-	-	-	-	-	-	0.8
Not at all	5	0.4	-	-	-	-	-	-	-	-	-	-	-	0.1
Can't choose/NA	-8	0.8	-	-	-	-	-	-	-	-	-	-	-	0.2
IAP	-1	80.3	100.0	100.0	100.0	100.0	100.0	100.0	100.0	100.0	100.0	100.0	100.0	93.5
N		7276	1508	1599	1576	1535	1396	1294	1370	1051	1031	1205	1230	22071

\* SHOW CARD

\*\*\* Keyword: Free Time

**Table 2197 How much free time activities enable R to have stronger relationships with other people**

[Questionnaire] When you are involved in free time activities to what extent do they enable you... to strengthen your relationships with other people?

[VAR] LTEFF2

RESPONSE	PUNCH	03-07	2008	2009	2010	2011	2012	2013	2014	2016	2018	2021	2023	TOTAL
Very much	1	4.8	-	-	-	-	-	-	-	-	-	-	-	1.6
A lot	2	9.7	-	-	-	-	-	-	-	-	-	-	-	3.2
Somewhat	3	2.8	-	-	-	-	-	-	-	-	-	-	-	0.9
A little	4	1.6	-	-	-	-	-	-	-	-	-	-	-	0.5
Not at all	5	0.3	-	-	-	-	-	-	-	-	-	-	-	0.1
Can't choose/NA	-8	0.5	-	-	-	-	-	-	-	-	-	-	-	0.2
IAP	-1	80.3	100.0	100.0	100.0	100.0	100.0	100.0	100.0	100.0	100.0	100.0	100.0	93.5
N		7276	1508	1599	1576	1535	1396	1294	1370	1051	1031	1205	1230	22071

\* SHOW CARD

\*\*\* Keyword: Free Time



**Table 2198 Enjoyment from reading books**

[Questionnaire] Please, indicate how much enjoyment you get from the following free time activities... Reading books

[VAR] LTAC04PL

RESPONSE	PUNCH	03-07	2008	2009	2010	2011	2012	2013	2014	2016	2018	2021	2023	TOTAL
No enjoyment	1	0.5	-	-	-	-	-	-	-	-	-	-	-	0.2
Not much enjoyment	2	2.0	-	-	-	-	-	-	-	-	-	-	-	0.7
Some enjoyment	3	6.6	-	-	-	-	-	-	-	-	-	-	-	2.2
A fair amount of enjoyment	4	3.9	-	-	-	-	-	-	-	-	-	-	-	1.3
A great amount of enjoyment	5	1.8	-	-	-	-	-	-	-	-	-	-	-	0.6
Can't choose/NA	-8	0.3	-	-	-	-	-	-	-	-	-	-	-	0.1
IAP	-1	84.8	100.0	100.0	100.0	100.0	100.0	100.0	100.0	100.0	100.0	100.0	100.0	95.0
N		7276	1508	1599	1576	1535	1396	1294	1370	1051	1031	1205	1230	22071

\* SHOW CARD

\*\*\* Keyword: Free Time Activities, Enjoyment, Reading Books

**Table 2199 Enjoyment from getting together with friends**

[Questionnaire] Please, indicate how much enjoyment you get from the following free time activities... Getting together with friends

[VAR] LTAC07PL

RESPONSE	PUNCH	03-07	2008	2009	2010	2011	2012	2013	2014	2016	2018	2021	2023	TOTAL
No enjoyment	1	0.1	-	-	-	-	-	-	-	-	-	-	-	0.0
Not much enjoyment	2	0.8	-	-	-	-	-	-	-	-	-	-	-	0.3
Some enjoyment	3	5.1	-	-	-	-	-	-	-	-	-	-	-	1.7
A fair amount of enjoyment	4	8.1	-	-	-	-	-	-	-	-	-	-	-	2.7
A great amount of enjoyment	5	4.8	-	-	-	-	-	-	-	-	-	-	-	1.6
Can't choose/NA	-8	0.1	-	-	-	-	-	-	-	-	-	-	-	0.0
IAP	-1	81.1	100.0	100.0	100.0	100.0	100.0	100.0	100.0	100.0	100.0	100.0	100.0	93.8
N		7276	1508	1599	1576	1535	1396	1294	1370	1051	1031	1205	1230	22071

\* SHOW CARD

\*\*\* Keyword: Free Time Activities, Enjoyment, Friends

**Table 2200 Enjoyment from taking part in physical activities such as sports, going to the gym, going for a walk**

[Questionnaire] Please, indicate how much enjoyment you get from the following free time activities... Taking part in physical activities such as sports, going to the gym, going for a walk

[VAR] LTAC10PL

RESPONSE	PUNCH	03-07	2008	2009	2010	2011	2012	2013	2014	2016	2018	2021	2023	TOTAL
No enjoyment	1	0.4	-	-	-	-	-	-	-	-	-	-	-	0.1
Not much enjoyment	2	1.6	-	-	-	-	-	-	-	-	-	-	-	0.5
Some enjoyment	3	5.6	-	-	-	-	-	-	-	-	-	-	-	1.9
A fair amount of enjoyment	4	5.1	-	-	-	-	-	-	-	-	-	-	-	1.7
A great amount of enjoyment	5	3.5	-	-	-	-	-	-	-	-	-	-	-	1.2
Can't choose/NA	-8	0.3	-	-	-	-	-	-	-	-	-	-	-	0.1
IAP	-1	83.5	100.0	100.0	100.0	100.0	100.0	100.0	100.0	100.0	100.0	100.0	100.0	94.6
N		7276	1508	1599	1576	1535	1396	1294	1370	1051	1031	1205	1230	22071

\* SHOW CARD

\*\*\* Keyword: Free Time Activities, Enjoyment, Physical Exercise, Sport

**Table 2201 Enjoyment from watching TV, DVD, and videos**

[Questionnaire] Please, indicate how much enjoyment you get from the following free time activities... Watching TV, DVD, videos

[VAR] LTAC01PL

RESPONSE	PUNCH	03-07	2008	2009	2010	2011	2012	2013	2014	2016	2018	2021	2023	TOTAL
No enjoyment	1	0.3	-	-	-	-	-	-	-	-	-	-	-	0.1
Not much enjoyment	2	2.6	-	-	-	-	-	-	-	-	-	-	-	0.9
Some enjoyment	3	9.7	-	-	-	-	-	-	-	-	-	-	-	3.2
A fair amount of enjoyment	4	4.7	-	-	-	-	-	-	-	-	-	-	-	1.6
A great amount of enjoyment	5	2.0	-	-	-	-	-	-	-	-	-	-	-	0.7
Can't choose/NA	-8	0.1	-	-	-	-	-	-	-	-	-	-	-	0.0
IAP	-1	80.6	100.0	100.0	100.0	100.0	100.0	100.0	100.0	100.0	100.0	100.0	100.0	93.6
N		7276	1508	1599	1576	1535	1396	1294	1370	1051	1031	1205	1230	22071

\* SHOW CARD

\*\*\* Keyword: Free Time Activities, Enjoyment, TV, Video

**Table 2202 Enjoyment from taking a nap**

[Questionnaire] Please, indicate how much enjoyment you get from the following free time activities... Taking a nap

[VAR] LTAC14PL

RESPONSE	PUNCH	03-07	2008	2009	2010	2011	2012	2013	2014	2016	2018	2021	2023	TOTAL
No enjoyment	1	1.0	-	-	-	-	-	-	-	-	-	-	-	0.3
Not much enjoyment	2	3.7	-	-	-	-	-	-	-	-	-	-	-	1.2
Some enjoyment	3	6.5	-	-	-	-	-	-	-	-	-	-	-	2.1
A fair amount of enjoyment	4	2.8	-	-	-	-	-	-	-	-	-	-	-	0.9
A great amount of enjoyment	5	1.4	-	-	-	-	-	-	-	-	-	-	-	0.5
Can't choose/NA	-8	0.2	-	-	-	-	-	-	-	-	-	-	-	0.1
IAP	-1	84.5	100.0	100.0	100.0	100.0	100.0	100.0	100.0	100.0	100.0	100.0	100.0	94.9
N		7276	1508	1599	1576	1535	1396	1294	1370	1051	1031	1205	1230	22071

\* SHOW CARD

\*\*\* Keyword: Free Time Activities, Enjoyment

\*\*\*\* This variable is not included in the ISSP module, but only KGSS included it



**Table 2203 Enjoyment from drinking**

[Questionnaire] Please, indicate how much enjoyment you get from the following free time activities... Drinking

[VAR] LTAC15PL

RESPONSE	PUNCH	03-07	2008	2009	2010	2011	2012	2013	2014	2016	2018	2021	2023	TOTAL
No enjoyment	1	1.4	-	-	-	-	-	-	-	-	-	-	-	0.5
Not much enjoyment	2	2.6	-	-	-	-	-	-	-	-	-	-	-	0.9
Some enjoyment	3	5.9	-	-	-	-	-	-	-	-	-	-	-	1.9
A fair amount of enjoyment	4	3.6	-	-	-	-	-	-	-	-	-	-	-	1.2
A great amount of enjoyment	5	1.3	-	-	-	-	-	-	-	-	-	-	-	0.4
Can't choose/NA	-8	0.2	-	-	-	-	-	-	-	-	-	-	-	0.1
IAP	-1	85.1	100.0	100.0	100.0	100.0	100.0	100.0	100.0	100.0	100.0	100.0	100.0	95.1
N		7276	1508	1599	1576	1535	1396	1294	1370	1051	1031	1205	1230	22071

\* SHOW CARD

\*\*\* Keyword: Free Time Activities, Enjoyment, Drinking

\*\*\*\* This variable is not included in the ISSP module, but only KGSS included it

**Table 2204 Enjoyment from going to a Karaoke**

[Questionnaire] Please, indicate how much enjoyment you get from the following free time activities... Going to a

Karaoke

[VAR] LTAC16PL

RESPONSE	PUNCH	03-07	2008	2009	2010	2011	2012	2013	2014	2016	2018	2021	2023	TOTAL
No enjoyment	1	1.3	-	-	-	-	-	-	-	-	-	-	-	0.4
Not much enjoyment	2	3.3	-	-	-	-	-	-	-	-	-	-	-	1.1
Some enjoyment	3	5.9	-	-	-	-	-	-	-	-	-	-	-	1.9
A fair amount of enjoyment	4	3.1	-	-	-	-	-	-	-	-	-	-	-	1.0
A great amount of enjoyment	5	1.5	-	-	-	-	-	-	-	-	-	-	-	0.5
Can't choose/NA	-8	0.1	-	-	-	-	-	-	-	-	-	-	-	0.0
IAP	-1	84.9	100.0	100.0	100.0	100.0	100.0	100.0	100.0	100.0	100.0	100.0	100.0	95.0
N		7276	1508	1599	1576	1535	1396	1294	1370	1051	1031	1205	1230	22071

\* SHOW CARD

\*\*\* Keyword: Free Time Activities, Enjoyment

\*\*\*\* This variable is not included in the ISSP module, but only KGSS included it

**Table 2205 Enjoyment from going to sauna, hot spring, 'zzimzilbang'**

[Questionnaire] Please, indicate how much enjoyment you get from the following free time activities... Going to sauna, hot spring, or "zzimzilbang" (Korean style hot sauna)

[VAR] LTAC17PL

RESPONSE	PUNCH	03-07	2008	2009	2010	2011	2012	2013	2014	2016	2018	2021	2023	TOTAL
No enjoyment	1	0.8	-	-	-	-	-	-	-	-	-	-	-	0.3
Not much enjoyment	2	2.5	-	-	-	-	-	-	-	-	-	-	-	0.8
Some enjoyment	3	7.0	-	-	-	-	-	-	-	-	-	-	-	2.3
A fair amount of enjoyment	4	3.9	-	-	-	-	-	-	-	-	-	-	-	1.3
A great amount of enjoyment	5	1.7	-	-	-	-	-	-	-	-	-	-	-	0.6
Can't choose/NA	-8	0.2	-	-	-	-	-	-	-	-	-	-	-	0.1
IAP	-1	83.9	100.0	100.0	100.0	100.0	100.0	100.0	100.0	100.0	100.0	100.0	100.0	94.7
N		7276	1508	1599	1576	1535	1396	1294	1370	1051	1031	1205	1230	22071

\* SHOW CARD

\*\*\* Keyword: Free Time Activities, Enjoyment

\*\*\*\* This variable is not included in the ISSP module, but only KGSS included it

**Table 2206 Enjoyment from talking on the phone with family, friends, or relatives**

[Questionnaire] Please, indicate how much enjoyment you get from the following free time activities... Talking on the phone with family, friends, or relatives

[VAR] LTAC18PL

RESPONSE	PUNCH	03-07	2008	2009	2010	2011	2012	2013	2014	2016	2018	2021	2023	TOTAL
No enjoyment	1	0.4	-	-	-	-	-	-	-	-	-	-	-	0.1
Not much enjoyment	2	2.4	-	-	-	-	-	-	-	-	-	-	-	0.8
Some enjoyment	3	7.9	-	-	-	-	-	-	-	-	-	-	-	2.6
A fair amount of enjoyment	4	5.5	-	-	-	-	-	-	-	-	-	-	-	1.8
A great amount of enjoyment	5	2.7	-	-	-	-	-	-	-	-	-	-	-	0.9
Can't choose/NA	-8	0.1	-	-	-	-	-	-	-	-	-	-	-	0.0
IAP	-1	81.1	100.0	100.0	100.0	100.0	100.0	100.0	100.0	100.0	100.0	100.0	100.0	93.8
N		7276	1508	1599	1576	1535	1396	1294	1370	1051	1031	1205	1230	22071

\* SHOW CARD

\*\*\* Keyword: Free Time Activities, Enjoyment, Family Members, Friends

**Table 2207 Use free time to establish useful contacts**

[Questionnaire] People do different things during their free time. For each of the following, please indicate how often you use your free time to... establish useful contacts

[VAR] LTACPUR1

RESPONSE	PUNCH	03-07	2008	2009	2010	2011	2012	2013	2014	2016	2018	2021	2023	TOTAL
Very often	1	1.8	-	-	-	-	-	-	-	-	-	-	-	0.6
Often	2	6.0	-	-	-	-	-	-	-	-	-	-	-	2.0
Sometimes	3	8.3	-	-	-	-	-	-	-	-	-	-	-	2.7
Seldom	4	2.6	-	-	-	-	-	-	-	-	-	-	-	0.9
Never	5	0.6	-	-	-	-	-	-	-	-	-	-	-	0.2
Can't choose/NA	-8	0.3	-	-	-	-	-	-	-	-	-	-	-	0.1
IAP	-1	80.3	100.0	100.0	100.0	100.0	100.0	100.0	100.0	100.0	100.0	100.0	100.0	93.5
N		7276	1508	1599	1576	1535	1396	1294	1370	1051	1031	1205	1230	22071

\* SHOW CARD

\*\*\* Keyword: Free Time



**Table 2208 Use free time to recover and relax**

[Questionnaire] People do different things during their free time. For each of the following, please indicate how often you use your free time to... relax and recover

[VAR] LTACPUR2

RESPONSE	PUNCH	03-07	2008	2009	2010	2011	2012	2013	2014	2016	2018	2021	2023	TOTAL
Very often	1	2.7	-	-	-	-	-	-	-	-	-	-	-	0.9
Often	2	7.8	-	-	-	-	-	-	-	-	-	-	-	2.6
Sometimes	3	6.5	-	-	-	-	-	-	-	-	-	-	-	2.1
Seldom	4	2.1	-	-	-	-	-	-	-	-	-	-	-	0.7
Never	5	0.4	-	-	-	-	-	-	-	-	-	-	-	0.1
Can't choose/NA	-8	0.2	-	-	-	-	-	-	-	-	-	-	-	0.1
IAP	-1	80.3	100.0	100.0	100.0	100.0	100.0	100.0	100.0	100.0	100.0	100.0	100.0	93.5
N		7276	1508	1599	1576	1535	1396	1294	1370	1051	1031	1205	1230	22071

\* SHOW CARD

\*\*\* Keyword: Free Time, Rest

**Table 2209 Use free time trying to learn and develop skills**

[Questionnaire] People do different things during their free time. For each of the following, please indicate how often you use your free time to... try to learn or develop skills

[VAR] LTACPUR3

RESPONSE	PUNCH	03-07	2008	2009	2010	2011	2012	2013	2014	2016	2018	2021	2023	TOTAL
Very often	1	0.7	-	-	-	-	-	-	-	-	-	-	-	0.2
Often	2	3.2	-	-	-	-	-	-	-	-	-	-	-	1.1
Sometimes	3	5.6	-	-	-	-	-	-	-	-	-	-	-	1.8
Seldom	4	5.8	-	-	-	-	-	-	-	-	-	-	-	1.9
Never	5	4.0	-	-	-	-	-	-	-	-	-	-	-	1.3
Can't choose/NA	-8	0.4	-	-	-	-	-	-	-	-	-	-	-	0.1
IAP	-1	80.3	100.0	100.0	100.0	100.0	100.0	100.0	100.0	100.0	100.0	100.0	100.0	93.5
N		7276	1508	1599	1576	1535	1396	1294	1370	1051	1031	1205	1230	22071

\* SHOW CARD

\*\*\* Keyword: Free Time, Technology

**Table 2210 Frequency of feeling bored during free time**

[Questionnaire] In your free time, how often do you... feel bored?

[VAR] LTFEEL1

RESPONSE	PUNCH	03-07	2008	2009	2010	2011	2012	2013	2014	2016	2018	2021	2023	TOTAL
Very often	1	0.5	-	-	-	-	-	-	-	-	-	-	-	0.2
Often	2	1.6	-	-	-	-	-	-	-	-	-	-	-	0.5
Sometimes	3	7.5	-	-	-	-	-	-	-	-	-	-	-	2.5
Seldom	4	7.0	-	-	-	-	-	-	-	-	-	-	-	2.3
Never	5	3.0	-	-	-	-	-	-	-	-	-	-	-	1.0
Can't choose/NA	-8	0.0	-	-	-	-	-	-	-	-	-	-	-	0.0
IAP	-1	80.3	100.0	100.0	100.0	100.0	100.0	100.0	100.0	100.0	100.0	100.0	100.0	93.5
N		7276	1508	1599	1576	1535	1396	1294	1370	1051	1031	1205	1230	22071

\* SHOW CARD

\*\*\* Keyword: Free Time

**Table 2211 Frequency of feeling rushed during free time**

[Questionnaire] In your free time, how often do you... feel rushed?

[VAR] LTFEEL2

RESPONSE	PUNCH	03-07	2008	2009	2010	2011	2012	2013	2014	2016	2018	2021	2023	TOTAL
Very often	1	0.5	-	-	-	-	-	-	-	-	-	-	-	0.2
Often	2	1.8	-	-	-	-	-	-	-	-	-	-	-	0.6
Sometimes	3	4.9	-	-	-	-	-	-	-	-	-	-	-	1.6
Seldom	4	8.1	-	-	-	-	-	-	-	-	-	-	-	2.7
Never	5	4.4	-	-	-	-	-	-	-	-	-	-	-	1.4
Can't choose/NA	-8	0.0	-	-	-	-	-	-	-	-	-	-	-	0.0
IAP	-1	80.3	100.0	100.0	100.0	100.0	100.0	100.0	100.0	100.0	100.0	100.0	100.0	93.5
N		7276	1508	1599	1576	1535	1396	1294	1370	1051	1031	1205	1230	22071

\* SHOW CARD

\*\*\* Keyword: Free Time

**Table 2212 Frequency of thinking of work during free time**

[Questionnaire] In your free time, how often do you... find yourself thinking about work?

[VAR] LTFEEL3

RESPONSE	PUNCH	03-07	2008	2009	2010	2011	2012	2013	2014	2016	2018	2021	2023	TOTAL
Very often	1	1.5	-	-	-	-	-	-	-	-	-	-	-	0.5
Often	2	4.1	-	-	-	-	-	-	-	-	-	-	-	1.3
Sometimes	3	5.7	-	-	-	-	-	-	-	-	-	-	-	1.9
Seldom	4	3.7	-	-	-	-	-	-	-	-	-	-	-	1.2
Never	5	2.3	-	-	-	-	-	-	-	-	-	-	-	0.7
Can't choose/NA	-8	0.0	-	-	-	-	-	-	-	-	-	-	-	0.0
IAP	-1	82.9	100.0	100.0	100.0	100.0	100.0	100.0	100.0	100.0	100.0	100.0	100.0	94.3
N		7276	1508	1599	1576	1535	1396	1294	1370	1051	1031	1205	1230	22071

\* SHOW CARD

\*\*\* Keyword: Free Time, Job



**Table 2213 Preference of spending the free time alone or together**

[Questionnaire] In your free time, do you prefer to be with other people or do you prefer to be by yourself?

[VAR] LTTOGETH

RESPONSE	PUNCH	03-07	2008	2009	2010	2011	2012	2013	2014	2016	2018	2021	2023	TOTAL
Most of time with other people	1	4.2	-	-	-	-	-	-	-	-	-	-	-	1.4
More with other people than alone	2	9.0	-	-	-	-	-	-	-	-	-	-	-	3.0
More alone than with other people	3	4.8	-	-	-	-	-	-	-	-	-	-	-	1.6
Most of time alone	4	1.5	-	-	-	-	-	-	-	-	-	-	-	0.5
Can't choose/NA	-8	0.3	-	-	-	-	-	-	-	-	-	-	-	0.1
IAP	-1	80.3	100.0	100.0	100.0	100.0	100.0	100.0	100.0	100.0	100.0	100.0	100.0	93.5
N		7276	1508	1599	1576	1535	1396	1294	1370	1051	1031	1205	1230	22071

\*\*\* Keyword: Free Time

**Table 2214 Number of nights stayed outside in the last 12 months**

[Questionnaire] In the last 12 months, how many nights altogether did you stay away from home for holidays or social visits?

[VAR] OVERNGHT

RESPONSE	PUNCH	03-07	2008	2009	2010	2011	2012	2013	2014	2016	2018	2021	2023	TOTAL
I was not away	1	3.8	-	-	-	-	-	-	-	-	-	-	-	1.3
1~5 nights	2	5.7	-	-	-	-	-	-	-	-	-	-	-	1.9
6~10 nights	3	3.6	-	-	-	-	-	-	-	-	-	-	-	1.2
11~20 nights	4	2.7	-	-	-	-	-	-	-	-	-	-	-	0.9
21~30 nights	5	1.4	-	-	-	-	-	-	-	-	-	-	-	0.5
More than 30 nights	6	2.4	-	-	-	-	-	-	-	-	-	-	-	0.8
Can't choose/NA	-8	0.1	-	-	-	-	-	-	-	-	-	-	-	0.0
IAP	-1	80.3	100.0	100.0	100.0	100.0	100.0	100.0	100.0	100.0	100.0	100.0	100.0	93.5
N		7276	1508	1599	1576	1535	1396	1294	1370	1051	1031	1205	1230	22071

\* SHOW CARD

**Table 2215 Number of day offs in the last 12 months**

[Questionnaire] In the last 12 months, how many days of leave from your work, if any, did you take altogether? Do not include maternity or sick leaves or similar types of leave

[VAR] OFFDAYS

RESPONSE	PUNCH	03-07	2008	2009	2010	2011	2012	2013	2014	2016	2018	2021	2023	TOTAL
None	1	4.0	-	-	-	-	-	-	-	-	-	-	-	1.3
1~5 days	2	3.9	-	-	-	-	-	-	-	-	-	-	-	1.3
6~10 days	3	2.3	-	-	-	-	-	-	-	-	-	-	-	0.8
11~20 days	4	1.5	-	-	-	-	-	-	-	-	-	-	-	0.5
21~30 days	5	0.4	-	-	-	-	-	-	-	-	-	-	-	0.1
More than 30 days	6	0.5	-	-	-	-	-	-	-	-	-	-	-	0.2
Can't choose/NA	-8	0.7	-	-	-	-	-	-	-	-	-	-	-	0.2
IAP	-1	86.6	100.0	100.0	100.0	100.0	100.0	100.0	100.0	100.0	100.0	100.0	100.0	95.6
N		7276	1508	1599	1576	1535	1396	1294	1370	1051	1031	1205	1230	22071

\* SHOW CARD

\*\*\* Keyword: Workplace

**Table 2216 Physical activity that R takes part in the most frequently**

[Questionnaire] What sport or physical activity do you take part in most frequently?

[VAR] SPORTS1

RESPONSE	PUNCH	03-07	2008	2009	2010	2011	2012	2013	2014	2016	2018	2021	2023	TOTAL
Basketball	1	0.5	-	-	-	-	-	-	-	-	-	-	-	0.2
Football, soccer	2	1.3	-	-	-	-	-	-	-	-	-	-	-	0.4
Fitness (aerobics, exercise machine-training, work-out)	3	1.8	-	-	-	-	-	-	-	-	-	-	-	0.6
Jogging	4	0.8	-	-	-	-	-	-	-	-	-	-	-	0.3
Walking, Nordic-w, trekking, Climbing	5	6.7	-	-	-	-	-	-	-	-	-	-	-	2.2
Swimming	6	0.6	-	-	-	-	-	-	-	-	-	-	-	0.2
Other sports	7	3.7	-	-	-	-	-	-	-	-	-	-	-	1.2
Can't choose/NA	-8	0.0	-	-	-	-	-	-	-	-	-	-	-	0.0
IAP	-1	84.6	100.0	100.0	100.0	100.0	100.0	100.0	100.0	100.0	100.0	100.0	100.0	94.9
N		7276	1508	1599	1576	1535	1396	1294	1370	1051	1031	1205	1230	22071

\*\*\* Keyword: Sport, Physical Exercise

**Table 2217 Physical activity that R takes part in second mostly**

[Questionnaire] What sport or physical activity is the second most frequent that you take part in?

[VAR] SPORTS2

RESPONSE	PUNCH	03-07	2008	2009	2010	2011	2012	2013	2014	2016	2018	2021	2023	TOTAL
Football, soccer	1	0.6	-	-	-	-	-	-	-	-	-	-	-	0.2
Badminton	2	0.5	-	-	-	-	-	-	-	-	-	-	-	0.2
Body training	3	0.4	-	-	-	-	-	-	-	-	-	-	-	0.1
Fitness (aerobics, exercise machine-training, work-out)	4	1.1	-	-	-	-	-	-	-	-	-	-	-	0.4
Jogging	5	0.8	-	-	-	-	-	-	-	-	-	-	-	0.3
Walking, Nordic-w, trekking, Climbing	6	3.2	-	-	-	-	-	-	-	-	-	-	-	1.1
Cycling, mountain-biking	7	0.5	-	-	-	-	-	-	-	-	-	-	-	0.2
Swimming	8	0.4	-	-	-	-	-	-	-	-	-	-	-	0.1
Other sports	9	3.5	-	-	-	-	-	-	-	-	-	-	-	1.2
Can't choose/NA	-8	4.3	-	-	-	-	-	-	-	-	-	-	-	1.4
IAP	-1	84.6	100.0	100.0	100.0	100.0	100.0	100.0	100.0	100.0	100.0	100.0	100.0	94.9
N		7276	1508	1599	1576	1535	1396	1294	1370	1051	1031	1205	1230	22071

\*\*\* Keyword: Sport, Physical Exercise

\*\*\*\* This variable is not included in the ISSP module, but only KGSS included it



**Table 2218 Most frequently played game**

[Questionnaire] Thinking about games rather than sports or physical activities, what type of game do you play most frequently?

[VAR] GAME

RESPONSE	PUNCH	03-07	2008	2009	2010	2011	2012	2013	2014	2016	2018	2021	2023	TOTAL
Backgammon	11	0.0	-	-	-	-	-	-	-	-	-	-	-	0.0
Checkers (brit. draughts)	12	0.0	-	-	-	-	-	-	-	-	-	-	-	0.0
Chess	13	0.1	-	-	-	-	-	-	-	-	-	-	-	0.0
Go	14	0.9	-	-	-	-	-	-	-	-	-	-	-	0.3
Other board games	15	0.8	-	-	-	-	-	-	-	-	-	-	-	0.3
Western card games	21	0.4	-	-	-	-	-	-	-	-	-	-	-	0.1
Korean card games	22	3.8	-	-	-	-	-	-	-	-	-	-	-	1.3
Dominoes	30	0.0	-	-	-	-	-	-	-	-	-	-	-	0.0
Mah-jongg	40	0.0	-	-	-	-	-	-	-	-	-	-	-	0.0
Jigsaw puzzles	50	0.3	-	-	-	-	-	-	-	-	-	-	-	0.1
Word or number games	60	0.6	-	-	-	-	-	-	-	-	-	-	-	0.2
Video games, computer games	70	3.3	-	-	-	-	-	-	-	-	-	-	-	1.1
Gambling games	80	0.3	-	-	-	-	-	-	-	-	-	-	-	0.1
Traditional Korean games	90	0.2	-	-	-	-	-	-	-	-	-	-	-	0.1
Other games	77	0.1	-	-	-	-	-	-	-	-	-	-	-	0.0
Can't choose/NA	-8	0.1	-	-	-	-	-	-	-	-	-	-	-	0.0
IAP	-1	88.9	100.0	100.0	100.0	100.0	100.0	100.0	100.0	100.0	100.0	100.0	100.0	96.3
N		7276	1508	1599	1576	1535	1396	1294	1370	1051	1031	1205	1230	22071

\* SHOW CARD

\*\*\* Keyword: Sport, Physical Exercise, Game

**Table 2219 Whom R plays game with**

[Questionnaire] (IF THE RESPONDENT PLAYS ANY GAME) How and with whom do you usually play the game mentioned above?

[VAR] GAMEHOW

RESPONSE	PUNCH	03-07	2008	2009	2010	2011	2012	2013	2014	2016	2018	2021	2023	TOTAL
With someone else face-to-face	1	4.0	-	-	-	-	-	-	-	-	-	-	-	1.3
With someone else using equipment such as computer	2	4.3	-	-	-	-	-	-	-	-	-	-	-	1.4
Alone using equipment such as computer	3	2.2	-	-	-	-	-	-	-	-	-	-	-	0.7
Alone without using any equipment	4	0.3	-	-	-	-	-	-	-	-	-	-	-	0.1
Can't choose/NA	-8	0.2	-	-	-	-	-	-	-	-	-	-	-	0.1
IAP	-1	88.9	100.0	100.0	100.0	100.0	100.0	100.0	100.0	100.0	100.0	100.0	100.0	96.4
N		7276	1508	1599	1576	1535	1396	1294	1370	1051	1031	1205	1230	22071

\*\*\* Keyword: Game

\*\*\*\* This variable is not included in the ISSP module, but only KGSS included it

**Table 2220 Importance of physical or mental as a reason for playing games**

[Questionnaire] Please indicate how important the following reasons are for you to take part in sports or games... For physical or mental health

[VAR] SPGAPUR1

RESPONSE	PUNCH	03-07	2008	2009	2010	2011	2012	2013	2014	2016	2018	2021	2023	TOTAL
Very important	1	8.4	-	-	-	-	-	-	-	-	-	-	-	2.8
Somewhat important	2	6.2	-	-	-	-	-	-	-	-	-	-	-	2.0
Not very important	3	1.8	-	-	-	-	-	-	-	-	-	-	-	0.6
Not important	4	0.5	-	-	-	-	-	-	-	-	-	-	-	0.2
Can't choose/NA	-8	0.0	-	-	-	-	-	-	-	-	-	-	-	0.0
IAP	-1	83.1	100.0	100.0	100.0	100.0	100.0	100.0	100.0	100.0	100.0	100.0	100.0	94.4
N		7276	1508	1599	1576	1535	1396	1294	1370	1051	1031	1205	1230	22071

\* SHOW CARD

\*\*\* Keyword: Physical Exercise, Game, Health

**Table 2221 Importance of meeting another people as a reason for playing games**

[Questionnaire] Please indicate how important the following reasons are for you to take part in sports or games... To meet other people

[VAR] SPGAPUR2

RESPONSE	PUNCH	03-07	2008	2009	2010	2011	2012	2013	2014	2016	2018	2021	2023	TOTAL
Very important	1	3.0	-	-	-	-	-	-	-	-	-	-	-	1.0
Somewhat important	2	7.9	-	-	-	-	-	-	-	-	-	-	-	2.6
Not very important	3	4.5	-	-	-	-	-	-	-	-	-	-	-	1.5
Not important	4	1.4	-	-	-	-	-	-	-	-	-	-	-	0.5
Can't choose/NA	-8	0.1	-	-	-	-	-	-	-	-	-	-	-	0.0
IAP	-1	83.1	100.0	100.0	100.0	100.0	100.0	100.0	100.0	100.0	100.0	100.0	100.0	94.4
N		7276	1508	1599	1576	1535	1396	1294	1370	1051	1031	1205	1230	22071

\* SHOW CARD

\*\*\* Keyword: Physical Exercise, Game



**Table 2222 Importance of competing against others as a reason for playing games**

[Questionnaire] Please indicate how important the following reasons are for you to take part in sports or games... To compete against others

[VAR] SPGAPUR3

RESPONSE	PUNCH	03-07	2008	2009	2010	2011	2012	2013	2014	2016	2018	2021	2023	TOTAL
Very important	1	0.7	-	-	-	-	-	-	-	-	-	-	-	0.2
Somewhat important	2	2.2	-	-	-	-	-	-	-	-	-	-	-	0.7
Not very important	3	7.4	-	-	-	-	-	-	-	-	-	-	-	2.4
Not important	4	6.4	-	-	-	-	-	-	-	-	-	-	-	2.1
Can't choose/NA	-8	0.2	-	-	-	-	-	-	-	-	-	-	-	0.1
IAP	-1	83.1	100.0	100.0	100.0	100.0	100.0	100.0	100.0	100.0	100.0	100.0	100.0	94.4
N		7276	1508	1599	1576	1535	1396	1294	1370	1051	1031	1205	1230	22071

\* SHOW CARD

\*\*\* Keyword: Physical Exercise, Game

**Table 2223 Importance of looking good as a reason for playing games**

[Questionnaire] Please indicate how important the following reasons are for you to take part in sports or games... To look good

[VAR] SPGAPUR4

RESPONSE	PUNCH	03-07	2008	2009	2010	2011	2012	2013	2014	2016	2018	2021	2023	TOTAL
Very important	1	0.4	-	-	-	-	-	-	-	-	-	-	-	0.1
Somewhat important	2	2.0	-	-	-	-	-	-	-	-	-	-	-	0.7
Not very important	3	6.2	-	-	-	-	-	-	-	-	-	-	-	2.0
Not important	4	8.3	-	-	-	-	-	-	-	-	-	-	-	2.7
Can't choose/NA	-8	0.1	-	-	-	-	-	-	-	-	-	-	-	0.0
IAP	-1	83.0	100.0	100.0	100.0	100.0	100.0	100.0	100.0	100.0	100.0	100.0	100.0	94.4
N		7276	1508	1599	1576	1535	1396	1294	1370	1051	1031	1205	1230	22071

\* SHOW CARD

\*\*\* Keyword: Physical Exercise, Game

**Table 2224 Most frequently watched sports on TV**

[Questionnaire] What sport do you watch on TV most frequently?

[VAR] TVSPORT1

RESPONSE	PUNCH	03-07	2008	2009	2010	2011	2012	2013	2014	2016	2018	2021	2023	TOTAL
Baseball, softball	1	3.5	-	-	-	-	-	-	-	-	-	-	-	1.1
Basketball	2	0.5	-	-	-	-	-	-	-	-	-	-	-	0.2
Football, soccer	3	10.2	-	-	-	-	-	-	-	-	-	-	-	3.4
Golf	4	0.5	-	-	-	-	-	-	-	-	-	-	-	0.2
Martial arts	5	0.6	-	-	-	-	-	-	-	-	-	-	-	0.2
Other sports	6	1.1	-	-	-	-	-	-	-	-	-	-	-	0.4
Can't choose/NA	-8	0.0	-	-	-	-	-	-	-	-	-	-	-	0.0
IAP	-1	83.7	100.0	100.0	100.0	100.0	100.0	100.0	100.0	100.0	100.0	100.0	100.0	94.6
N		7276	1508	1599	1576	1535	1396	1294	1370	1051	1031	1205	1230	22071

\*\*\* Keyword: TV, Sport

**Table 2225 Second frequently watched sports on TV**

[Questionnaire] What sport is the second most frequent that you watch on TV?

[VAR] TVSPORT2

RESPONSE	PUNCH	03-07	2008	2009	2010	2011	2012	2013	2014	2016	2018	2021	2023	TOTAL
Baseball, softball	1	4.6	-	-	-	-	-	-	-	-	-	-	-	1.5
Basketball	2	1.7	-	-	-	-	-	-	-	-	-	-	-	0.6
Football, soccer	3	3.8	-	-	-	-	-	-	-	-	-	-	-	1.2
Volleyball	4	0.9	-	-	-	-	-	-	-	-	-	-	-	0.3
Golf	5	0.4	-	-	-	-	-	-	-	-	-	-	-	0.1
Martial arts	6	0.9	-	-	-	-	-	-	-	-	-	-	-	0.3
Other sports	7	1.8	-	-	-	-	-	-	-	-	-	-	-	0.6
Can't choose/NA	-8	2.1	-	-	-	-	-	-	-	-	-	-	-	0.7
IAP	-1	83.7	100.0	100.0	100.0	100.0	100.0	100.0	100.0	100.0	100.0	100.0	100.0	94.6
N		7276	1508	1599	1576	1535	1396	1294	1370	1051	1031	1205	1230	22071

\*\*\* Keyword: TV, Sport

**Table 2226 Feeling proud when Korea does well at an international sports competition**

[Questionnaire] How proud are you when Korea does well at an international sports or games competition?

[VAR] KOSPORT0

RESPONSE	PUNCH	03-07	2008	2009	2010	2011	2012	2013	2014	2016	2018	2021	2023	TOTAL
I am very proud	1	12.3	-	-	-	-	-	-	-	-	-	-	-	4.0
I am somewhat proud	2	5.8	-	-	-	-	-	-	-	-	-	-	-	1.9
I am not very proud	3	1.3	-	-	-	-	-	-	-	-	-	-	-	0.4
I am not proud at all	4	0.1	-	-	-	-	-	-	-	-	-	-	-	0.0
Can't choose/NA	-8	0.2	-	-	-	-	-	-	-	-	-	-	-	0.1
IAP	-1	80.3	100.0	100.0	100.0	100.0	100.0	100.0	100.0	100.0	100.0	100.0	100.0	93.5
N		7276	1508	1599	1576	1535	1396	1294	1370	1051	1031	1205	1230	22071

\*\*\* Keyword: Sport, Game, Pride



**Table 2227 Opinion on sports: Taking part in sports develops children's character**

[Questionnaire] People have different opinions about sports. To what extent do you agree or disagree with the following statements?... Taking part in sports develops children's character

[VAR] SPOP1

RESPONSE	PUNCH	03-07	2008	2009	2010	2011	2012	2013	2014	2016	2018	2021	2023	TOTAL
Agree strongly	1	10.3	-	-	-	-	-	-	-	-	-	-	-	3.4
Agree	2	8.1	-	-	-	-	-	-	-	-	-	-	-	2.7
Neither agree nor disagree	3	0.9	-	-	-	-	-	-	-	-	-	-	-	0.3
Disagree	4	0.1	-	-	-	-	-	-	-	-	-	-	-	0.0
Disagree strongly	5	0.0	-	-	-	-	-	-	-	-	-	-	-	0.0
Can't choose/NA	-8	0.2	-	-	-	-	-	-	-	-	-	-	-	0.1
IAP	-1	80.3	100.0	100.0	100.0	100.0	100.0	100.0	100.0	100.0	100.0	100.0	100.0	93.5
N		7276	1508	1599	1576	1535	1396	1294	1370	1051	1031	1205	1230	22071

\* SHOW CARD

\*\*\* Keyword: Sport

**Table 2228 Opinion on sports: There is too much sport on TV**

[Questionnaire] People have different opinions about sports. To what extent do you agree or disagree with the following...

There is too much sport on TV

[VAR] SPOP2

RESPONSE	PUNCH	03-07	2008	2009	2010	2011	2012	2013	2014	2016	2018	2021	2023	TOTAL
Agree strongly	1	0.7	-	-	-	-	-	-	-	-	-	-	-	0.2
Agree	2	3.7	-	-	-	-	-	-	-	-	-	-	-	1.2
Neither agree nor disagree	3	9.4	-	-	-	-	-	-	-	-	-	-	-	3.1
Disagree	4	4.3	-	-	-	-	-	-	-	-	-	-	-	1.4
Disagree strongly	5	0.7	-	-	-	-	-	-	-	-	-	-	-	0.2
Can't choose/NA	-8	0.9	-	-	-	-	-	-	-	-	-	-	-	0.3
IAP	-1	80.3	100.0	100.0	100.0	100.0	100.0	100.0	100.0	100.0	100.0	100.0	100.0	93.5
N		7276	1508	1599	1576	1535	1396	1294	1370	1051	1031	1205	1230	22071

\* SHOW CARD

\*\*\* Keyword: TV, Sport

**Table 2229 Opinion on sports: Sports bring different groups and races inside Korea closer together**

[Questionnaire] People have different opinions about sports. To what extent do you agree or disagree with the following...

Sports bring different groups and races inside Korea closer together

[VAR] SPOP3

RESPONSE	PUNCH	03-07	2008	2009	2010	2011	2012	2013	2014	2016	2018	2021	2023	TOTAL
Agree strongly	1	6.3	-	-	-	-	-	-	-	-	-	-	-	2.1
Agree	2	10.3	-	-	-	-	-	-	-	-	-	-	-	3.4
Neither agree nor disagree	3	2.2	-	-	-	-	-	-	-	-	-	-	-	0.7
Disagree	4	0.5	-	-	-	-	-	-	-	-	-	-	-	0.2
Disagree strongly	5	0.0	-	-	-	-	-	-	-	-	-	-	-	0.0
Can't choose/NA	-8	0.4	-	-	-	-	-	-	-	-	-	-	-	0.1
IAP	-1	80.3	100.0	100.0	100.0	100.0	100.0	100.0	100.0	100.0	100.0	100.0	100.0	93.5
N		7276	1508	1599	1576	1535	1396	1294	1370	1051	1031	1205	1230	22071

\* SHOW CARD

\*\*\* Keyword: Sport

**Table 2230 Opinion on sports: International sports competitions create more tension between countries than good feeling**

[Questionnaire] People have different opinions about sports. To what extent do you agree or disagree with the following...

International sports competitions create more tension between countries than good feelings

[VAR] SPOP4

RESPONSE	PUNCH	03-07	2008	2009	2010	2011	2012	2013	2014	2016	2018	2021	2023	TOTAL
Agree strongly	1	1.6	-	-	-	-	-	-	-	-	-	-	-	0.5
Agree	2	6.6	-	-	-	-	-	-	-	-	-	-	-	2.2
Neither agree nor disagree	3	4.4	-	-	-	-	-	-	-	-	-	-	-	1.5
Disagree	4	5.6	-	-	-	-	-	-	-	-	-	-	-	1.8
Disagree strongly	5	0.9	-	-	-	-	-	-	-	-	-	-	-	0.3
Can't choose/NA	-8	0.5	-	-	-	-	-	-	-	-	-	-	-	0.2
IAP	-1	80.3	100.0	100.0	100.0	100.0	100.0	100.0	100.0	100.0	100.0	100.0	100.0	93.5
N		7276	1508	1599	1576	1535	1396	1294	1370	1051	1031	1205	1230	22071

\* SHOW CARD

\*\*\* Keyword: Sport, Emotion

**Table 2231 Opinion on sports: Korean government should spend more money on sports**

[Questionnaire] People have different opinions about sports. To what extent do you agree or disagree with the following...

Korean government should spend more money on sports

[VAR] SPOP5

RESPONSE	PUNCH	03-07	2008	2009	2010	2011	2012	2013	2014	2016	2018	2021	2023	TOTAL
Agree strongly	1	4.5	-	-	-	-	-	-	-	-	-	-	-	1.5
Agree	2	7.3	-	-	-	-	-	-	-	-	-	-	-	2.4
Neither agree nor disagree	3	5.3	-	-	-	-	-	-	-	-	-	-	-	1.7
Disagree	4	1.8	-	-	-	-	-	-	-	-	-	-	-	0.6
Disagree strongly	5	0.3	-	-	-	-	-	-	-	-	-	-	-	0.1
Can't choose/NA	-8	0.5	-	-	-	-	-	-	-	-	-	-	-	0.2
IAP	-1	80.3	100.0	100.0	100.0	100.0	100.0	100.0	100.0	100.0	100.0	100.0	100.0	93.5
N		7276	1508	1599	1576	1535	1396	1294	1370	1051	1031	1205	1230	22071

\* SHOW CARD

\*\*\* Keyword: Sport, Government



**Table 2232 Frequency of participating in a sports association/group**

[Questionnaire] In the last 12 months, how often have you participated in the activities of one of the following associations or groups?... A sports association/group

[VAR] GRPPART1

RESPONSE	PUNCH	03-07	2008	2009	2010	2011	2012	2013	2014	2016	2018	2021	2023	TOTAL
At least once a week	1	1.6	-	-	-	-	-	-	-	-	-	-	-	0.5
At least once a month	2	2.3	-	-	-	-	-	-	-	-	-	-	-	0.8
Several times	3	1.6	-	-	-	-	-	-	-	-	-	-	-	0.5
Once or twice	4	1.3	-	-	-	-	-	-	-	-	-	-	-	0.4
Never	5	12.9	-	-	-	-	-	-	-	-	-	-	-	4.2
Can't choose/NA	-8	0.0	-	-	-	-	-	-	-	-	-	-	-	0.0
IAP	-1	80.3	100.0	100.0	100.0	100.0	100.0	100.0	100.0	100.0	100.0	100.0	100.0	93.5
N		7276	1508	1599	1576	1535	1396	1294	1370	1051	1031	1205	1230	22071

\* SHOW CARD

\*\*\* Keyword: Sport

**Table 2233 Frequency of participating in a cultural association/group**

[Questionnaire] In the last 12 months, how often have you participated in the activities of one of the following associations or groups?... A cultural association/group

[VAR] GRPPART2

RESPONSE	PUNCH	03-07	2008	2009	2010	2011	2012	2013	2014	2016	2018	2021	2023	TOTAL
At least once a week	1	0.4	-	-	-	-	-	-	-	-	-	-	-	0.1
At least once a month	2	1.2	-	-	-	-	-	-	-	-	-	-	-	0.4
Several times	3	2.3	-	-	-	-	-	-	-	-	-	-	-	0.8
Once or twice	4	1.9	-	-	-	-	-	-	-	-	-	-	-	0.6
Never	5	13.7	-	-	-	-	-	-	-	-	-	-	-	4.5
Can't choose/NA	-8	0.0	-	-	-	-	-	-	-	-	-	-	-	0.0
IAP	-1	80.3	100.0	100.0	100.0	100.0	100.0	100.0	100.0	100.0	100.0	100.0	100.0	93.5
N		7276	1508	1599	1576	1535	1396	1294	1370	1051	1031	1205	1230	22071

\* SHOW CARD

**Table 2234 Frequency of participating in a church or other religious organization**

[Questionnaire] In the last 12 months, how often have you participated in the activities of one of the following associations or groups?... A church or other religious organization

[VAR] GRPPART3

RESPONSE	PUNCH	03-07	2008	2009	2010	2011	2012	2013	2014	2016	2018	2021	2023	TOTAL
At least once a week	1	3.7	-	-	-	-	-	-	-	-	-	-	-	1.2
At least once a month	2	1.3	-	-	-	-	-	-	-	-	-	-	-	0.4
Several times	3	1.9	-	-	-	-	-	-	-	-	-	-	-	0.6
Once or twice	4	2.1	-	-	-	-	-	-	-	-	-	-	-	0.7
Never	5	10.7	-	-	-	-	-	-	-	-	-	-	-	3.5
Can't choose/NA	-8	0.0	-	-	-	-	-	-	-	-	-	-	-	0.0
IAP	-1	80.3	100.0	100.0	100.0	100.0	100.0	100.0	100.0	100.0	100.0	100.0	100.0	93.5
N		7276	1508	1599	1576	1535	1396	1294	1370	1051	1031	1205	1230	22071

\* SHOW CARD

\*\*\* Keyword: Religion

**Table 2235 Frequency of participating in a community-service or civic association/group**

[Questionnaire] In the last 12 months, how often have you participated in the activities of one of the following associations or groups?... A community-service or civic association/group

[VAR] GRPPART4

RESPONSE	PUNCH	03-07	2008	2009	2010	2011	2012	2013	2014	2016	2018	2021	2023	TOTAL
At least once a week	1	0.5	-	-	-	-	-	-	-	-	-	-	-	0.2
At least once a month	2	1.2	-	-	-	-	-	-	-	-	-	-	-	0.4
Several times	3	1.3	-	-	-	-	-	-	-	-	-	-	-	0.4
Once or twice	4	2.0	-	-	-	-	-	-	-	-	-	-	-	0.6
Never	5	14.7	-	-	-	-	-	-	-	-	-	-	-	4.8
Can't choose/NA	-8	0.0	-	-	-	-	-	-	-	-	-	-	-	0.0
IAP	-1	80.3	100.0	100.0	100.0	100.0	100.0	100.0	100.0	100.0	100.0	100.0	100.0	93.5
N		7276	1508	1599	1576	1535	1396	1294	1370	1051	1031	1205	1230	22071

\* SHOW CARD

\*\*\* Keyword: Community Service, Citizen

**Table 2236 Frequency of participating in a political party or organization**

[Questionnaire] In the last 12 months, how often have you participated in the activities of one of the following associations or groups?... A political party or organization

[VAR] GRPPART5

RESPONSE	PUNCH	03-07	2008	2009	2010	2011	2012	2013	2014	2016	2018	2021	2023	TOTAL
At least once a week	1	0.0	-	-	-	-	-	-	-	-	-	-	-	0.0
At least once a month	2	0.0	-	-	-	-	-	-	-	-	-	-	-	0.0
Several times	3	0.2	-	-	-	-	-	-	-	-	-	-	-	0.1
Once or twice	4	0.5	-	-	-	-	-	-	-	-	-	-	-	0.2
Never	5	18.9	-	-	-	-	-	-	-	-	-	-	-	6.2
Can't choose/NA	-8	0.0	-	-	-	-	-	-	-	-	-	-	-	0.0
IAP	-1	80.3	100.0	100.0	100.0	100.0	100.0	100.0	100.0	100.0	100.0	100.0	100.0	93.5
N		7276	1508	1599	1576	1535	1396	1294	1370	1051	1031	1205	1230	22071

\* SHOW CARD

\*\*\* Keyword: Party, Political Meetin



**Table 2237 Conditions that prevent R from doing free time activities: Lack of facilities nearby**

[Questionnaire] To what extent do the following conditions prevent you from doing the free time activities you would like to do?... Lack of facilities nearby

[VAR] LTACLMT1

RESPONSE	PUNCH	03-07	2008	2009	2010	2011	2012	2013	2014	2016	2018	2021	2023	TOTAL
Very much	1	2.2	-	-	-	-	-	-	-	-	-	-	-	0.7
To a large extent	2	7.2	-	-	-	-	-	-	-	-	-	-	-	2.4
To some extent	3	7.1	-	-	-	-	-	-	-	-	-	-	-	2.3
Not at all	4	2.8	-	-	-	-	-	-	-	-	-	-	-	0.9
Can't choose/NA	-8	0.5	-	-	-	-	-	-	-	-	-	-	-	0.1
IAP	-1	80.3	100.0	100.0	100.0	100.0	100.0	100.0	100.0	100.0	100.0	100.0	100.0	93.5
N		7276	1508	1599	1576	1535	1396	1294	1370	1051	1031	1205	1230	22071

\* SHOW CARD

\*\*\* Keyword: Free Time, Facilities

**Table 2238 Conditions that prevent R from doing free time activities: Lack of money**

[Questionnaire] To what extent do the following conditions prevent you from doing the free time activities you would like to do?... Lack of money

[VAR] LTACLMT2

RESPONSE	PUNCH	03-07	2008	2009	2010	2011	2012	2013	2014	2016	2018	2021	2023	TOTAL
Very much	1	4.3	-	-	-	-	-	-	-	-	-	-	-	1.4
To a large extent	2	8.7	-	-	-	-	-	-	-	-	-	-	-	2.9
To some extent	3	5.0	-	-	-	-	-	-	-	-	-	-	-	1.6
Not at all	4	1.6	-	-	-	-	-	-	-	-	-	-	-	0.5
Can't choose/NA	-8	0.2	-	-	-	-	-	-	-	-	-	-	-	0.1
IAP	-1	80.3	100.0	100.0	100.0	100.0	100.0	100.0	100.0	100.0	100.0	100.0	100.0	93.5
N		7276	1508	1599	1576	1535	1396	1294	1370	1051	1031	1205	1230	22071

\* SHOW CARD

\*\*\* Keyword: Free Time, Money

**Table 2239 Conditions that prevent R from doing free time activities: Personal health, age, or disability**

[Questionnaire] To what extent do the following conditions prevent you from doing the free time activities you would like to do?... Personal health, age or disability

[VAR] LTACLMT3

RESPONSE	PUNCH	03-07	2008	2009	2010	2011	2012	2013	2014	2016	2018	2021	2023	TOTAL
Very much	1	2.3	-	-	-	-	-	-	-	-	-	-	-	0.8
To a large extent	2	4.7	-	-	-	-	-	-	-	-	-	-	-	1.6
To some extent	3	8.0	-	-	-	-	-	-	-	-	-	-	-	2.6
Not at all	4	4.4	-	-	-	-	-	-	-	-	-	-	-	1.5
Can't choose/NA	-8	0.2	-	-	-	-	-	-	-	-	-	-	-	0.1
IAP	-1	80.3	100.0	100.0	100.0	100.0	100.0	100.0	100.0	100.0	100.0	100.0	100.0	93.5
N		7276	1508	1599	1576	1535	1396	1294	1370	1051	1031	1205	1230	22071

\* SHOW CARD

\*\*\* Keyword: Free Time, Health, Barrier

**Table 2240 Conditions that prevent R from doing free time activities: Need to take care of someone (elderly, children...)**

[Questionnaire] To what extent do the following conditions prevent you from doing the free time activities you would like to do?... Need to take care of someone(elderly, children...)

[VAR] LTACLMT4

RESPONSE	PUNCH	03-07	2008	2009	2010	2011	2012	2013	2014	2016	2018	2021	2023	TOTAL
Very much	1	1.9	-	-	-	-	-	-	-	-	-	-	-	0.6
To a large extent	2	4.1	-	-	-	-	-	-	-	-	-	-	-	1.4
To some extent	3	6.3	-	-	-	-	-	-	-	-	-	-	-	2.1
Not at all	4	7.1	-	-	-	-	-	-	-	-	-	-	-	2.3
Can't choose/NA	-8	0.2	-	-	-	-	-	-	-	-	-	-	-	0.1
IAP	-1	80.3	100.0	100.0	100.0	100.0	100.0	100.0	100.0	100.0	100.0	100.0	100.0	93.5
N		7276	1508	1599	1576	1535	1396	1294	1370	1051	1031	1205	1230	22071

\* SHOW CARD

\*\*\* Keyword: Free Time, The Old

**Table 2241 Conditions that prevent R from doing free time activities: Lack of time**

[Questionnaire] To what extent do the following conditions prevent you from doing the free time activities you would like to do?... Lack of time

[VAR] LTACLMT5

RESPONSE	PUNCH	03-07	2008	2009	2010	2011	2012	2013	2014	2016	2018	2021	2023	TOTAL
Very much	1	3.9	-	-	-	-	-	-	-	-	-	-	-	1.3
To a large extent	2	6.8	-	-	-	-	-	-	-	-	-	-	-	2.2
To some extent	3	5.1	-	-	-	-	-	-	-	-	-	-	-	1.7
Not at all	4	3.7	-	-	-	-	-	-	-	-	-	-	-	1.2
Can't choose/NA	-8	0.2	-	-	-	-	-	-	-	-	-	-	-	0.1
IAP	-1	80.3	100.0	100.0	100.0	100.0	100.0	100.0	100.0	100.0	100.0	100.0	100.0	93.5
N		7276	1508	1599	1576	1535	1396	1294	1370	1051	1031	1205	1230	22071

\* SHOW CARD

\*\*\* Keyword: Free Time



**Table 2242 Happiness in life**

[Questionnaire] If you were to consider your life in general these days, how happy or unhappy would you say you are, on the whole...

[VAR] HAPPY

RESPONSE	PUNCH	03-07	2008	2009	2010	2011	2012	2013	2014	2016	2018	2021	2023	TOTAL
Very happy	1	2.9	16.2	-	-	-	-	-	-	-	17.9	-	-	2.9
Fairly happy	2	12.1	57.0	-	-	-	-	-	-	-	64.0	-	-	10.9
Not very happy	3	4.1	21.6	-	-	-	-	-	-	-	15.2	-	-	3.5
Not at all happy	4	0.4	3.4	-	-	-	-	-	-	-	2.2	-	-	0.5
Can't choose/NA	-8	0.2	1.7	-	-	-	-	-	-	-	0.7	-	-	0.2
IAP	-1	80.3	0.0	100.0	100.0	100.0	100.0	100.0	100.0	100.0	0.0	100.0	100.0	82.0
N		7276	1508	1599	1576	1535	1396	1294	1370	1051	1031	1205	1230	22071

\* SHOW CARD(18)

\*\*\* Keyword: Happiness

**Table 2243 R's physical condition**

[Questionnaire] In general, would you say your health is...

[VAR] HEALTHY

RESPONSE	PUNCH	03-07	2008	2009	2010	2011	2012	2013	2014	2016	2018	2021	2023	TOTAL
Excellent	1	3.4	-	19.8	22.2	14.4	17.6	22.3	-	-	15.8	-	-	8.3
Very good	2	7.2	-	34.4	29.2	33.7	32.4	30.9	-	-	38.3	-	-	15.0
Good	3	4.7	-	23.8	25.1	33.3	26.1	29.0	-	-	29.7	-	-	12.1
Fair	4	3.3	-	16.7	14.3	15.1	19.0	14.6	-	-	13.9	-	-	7.1
Poor	5	0.9	-	5.4	9.1	3.5	4.9	3.2	-	-	2.2	-	-	2.2
Can't choose/NA	-8	0.0	-	0.0	0.1	0.0	0.0	0.1	-	-	0.0	-	-	0.0
IAP	-1	80.3	100.0	0.0	0.0	0.0	0.0	0.0	100.0	100.0	0.0	100.0	100.0	55.3
N		7276	1508	1599	1576	1535	1396	1294	1370	1051	1031	1205	1230	22071

\* SHOW CARD(18)

\*\*\* Keyword: Health

**Table 2244 Yesterday: working day or day-off**

[Questionnaire] Just to recall for you, yesterday was...

[VAR] YESTDAY

RESPONSE	PUNCH	03-07	2008	2009	2010	2011	2012	2013	2014	2016	2018	2021	2023	TOTAL
a weekday or working-day	1	13.5	-	-	-	-	-	-	-	-	-	-	-	4.4
a day off or a holiday	2	6.2	-	-	-	-	-	-	-	-	-	-	-	2.0
IAP	-1	80.3	100.0	100.0	100.0	100.0	100.0	100.0	100.0	100.0	100.0	100.0	100.0	93.5
N		7276	1508	1599	1576	1535	1396	1294	1370	1051	1031	1205	1230	22071

**Table 2245 Yesterday's wake-up time: AM or PM**

[Questionnaire] At about what time did you get up yesterday?

[VAR] YGETAMP

RESPONSE	PUNCH	03-07	2008	2009	2010	2011	2012	2013	2014	2016	2018	2021	2023	TOTAL
AM	1	18.8	-	-	-	-	-	-	-	-	-	-	-	6.2
PM	2	0.8	-	-	-	-	-	-	-	-	-	-	-	0.3
Can't choose/NA	-8	0.0	-	-	-	-	-	-	-	-	-	-	-	0.0
IAP	-1	80.3	100.0	100.0	100.0	100.0	100.0	100.0	100.0	100.0	100.0	100.0	100.0	93.5
N		7276	1508	1599	1576	1535	1396	1294	1370	1051	1031	1205	1230	22071

**Table 2246 Yesterday's wake-up time: hour/minute**

[Questionnaire] At about what time did you get up yesterday?

[VAR] YGETHR, YGETMN

RESPONSE	PUNCH	03-07	2008	2009	2010	2011	2012	2013	2014	2016	2018	2021	2023	TOTAL
12AM-3AM	1	0.4	-	-	-	-	-	-	-	-	-	-	-	0.1
4AM	2	1.2	-	-	-	-	-	-	-	-	-	-	-	0.4
5AM	3	2.9	-	-	-	-	-	-	-	-	-	-	-	0.9
6AM	4	5.6	-	-	-	-	-	-	-	-	-	-	-	1.9
7AM	5	4.4	-	-	-	-	-	-	-	-	-	-	-	1.4
8AM	6	2.0	-	-	-	-	-	-	-	-	-	-	-	0.7
9AM	7	1.2	-	-	-	-	-	-	-	-	-	-	-	0.4
Later than 10AM	8	2.1	-	-	-	-	-	-	-	-	-	-	-	0.7
Can't choose/NA	-8	0.0	-	-	-	-	-	-	-	-	-	-	-	0.0
IAP	-1	80.3	100.0	100.0	100.0	100.0	100.0	100.0	100.0	100.0	100.0	100.0	100.0	93.5
N		7276	1508	1599	1576	1535	1396	1294	1370	1051	1031	1205	1230	22071

**Table 2247 Yesterday's bedtime: AM or PM**

[Questionnaire] At about what time did you go to sleep yesterday?

[VAR] YBEDAMP

RESPONSE	PUNCH	03-07	2008	2009	2010	2011	2012	2013	2014	2016	2018	2021	2023	TOTAL
AM	1	11.0	-	-	-	-	-	-	-	-	-	-	-	3.6
PM	2	8.6	-	-	-	-	-	-	-	-	-	-	-	2.8
Can't choose/NA	-8	0.0	-	-	-	-	-	-	-	-	-	-	-	0.0
IAP	-1	80.3	100.0	100.0	100.0	100.0	100.0	100.0	100.0	100.0	100.0	100.0	100.0	93.5
N		7276	1508	1599	1576	1535	1396	1294	1370	1051	1031	1205	1230	22071



**Table 2248 Yesterday's bedtime: hour/minute**

[Questionnaire] At about what time did you go to sleep yesterday?

[VAR] YBEDHR, YBEDMN

RESPONSE	PUNCH	03-07	2008	2009	2010	2011	2012	2013	2014	2016	2018	2021	2023	TOTAL
12AM-3AM	1	9.8	-	-	-	-	-	-	-	-	-	-	-	3.2
4AM-11AM	2	1.2	-	-	-	-	-	-	-	-	-	-	-	0.4
12PM-20PM	3	0.8	-	-	-	-	-	-	-	-	-	-	-	0.3
21PM-24AM	4	7.8	-	-	-	-	-	-	-	-	-	-	-	2.6
Can't choose/NA	-8	0.0	-	-	-	-	-	-	-	-	-	-	-	0.0
IAP	-1	80.3	100.0	100.0	100.0	100.0	100.0	100.0	100.0	100.0	100.0	100.0	100.0	93.5
N		7276	1508	1599	1576	1535	1396	1294	1370	1051	1031	1205	1230	22071

**Table 2249 R's height**

[Questionnaire] Could you please tell me your... Height

[VAR] HEIGHT

RESPONSE	PUNCH	03-07	2008	2009	2010	2011	2012	2013	2014	2016	2018	2021	2023	TOTAL
Less than 150cm	1	0.3	-	-	2.0	2.1	-	-	-	-	-	0.7	-	0.4
150-154cm	2	1.7	-	-	9.4	6.3	-	-	-	-	-	5.2	-	1.9
155-159cm	3	3.0	-	-	16.9	15.2	-	-	-	-	-	15.0	-	4.1
160-164cm	4	4.6	-	-	19.1	23.0	-	-	-	-	-	24.2	-	5.8
165-169cm	5	3.0	-	-	17.9	19.2	-	-	-	-	-	14.1	-	4.4
170-174cm	6	3.9	-	-	18.1	18.3	-	-	-	-	-	19.6	-	4.9
175-179cm	7	2.1	-	-	10.6	10.0	-	-	-	-	-	15.0	-	3.0
180-189cm	8	0.9	-	-	5.2	5.5	-	-	-	-	-	5.4	-	1.3
More than 190cm	9	0.0	-	-	0.0	0.2	-	-	-	-	-	0.2	-	0.0
Can't choose/NA	-8	0.2	-	-	0.6	0.1	-	-	-	-	-	0.6	-	0.1
IAP	-1	80.3	100.0	100.0	0.0	0.0	100.0	100.0	100.0	100.0	100.0	0.0	100.0	74.0
N		7276	1508	1599	1576	1535	1396	1294	1370	1051	1031	1205	1230	22071

\*\* 2010 Questionnaire: What is your height and weight? (If you are currently pregnant, write in the weight before your pregnancy)

\*\*\* Keyword: Height

\*\*\*\* 2010 and 2021 were included in the EASS module, not the ISSP module

**Table 2250 R's weight**

[Questionnaire] Could you please tell me your... Weight

[VAR] WEIGHT

RESPONSE	PUNCH	03-07	2008	2009	2010	2011	2012	2013	2014	2016	2018	2021	2023	TOTAL
Less than 45kg	1	0.6	-	-	1.9	2.5	-	-	-	-	-	1.3	-	0.6
45-49kg	2	1.7	-	-	9.5	6.9	-	-	-	-	-	4.1	-	2.0
50-54kg	3	3.5	-	-	15.4	15.9	-	-	-	-	-	13.0	-	4.1
55-59kg	4	2.9	-	-	14.7	16.1	-	-	-	-	-	14.9	-	4.0
60-64kg	5	3.2	-	-	18.7	17.7	-	-	-	-	-	15.7	-	4.5
65-69kg	6	2.7	-	-	13.3	14.3	-	-	-	-	-	14.9	-	3.6
70-74kg	7	2.5	-	-	10.9	13.0	-	-	-	-	-	15.9	-	3.4
75-79kg	8	1.1	-	-	6.9	5.2	-	-	-	-	-	9.7	-	1.7
80-110kg	9	1.3	-	-	8.0	8.1	-	-	-	-	-	9.0	-	2.0
Can't choose/NA	-8	0.2	-	-	0.7	0.2	-	-	-	-	-	1.3	-	0.2
IAP	-1	80.3	100.0	100.0	0.0	0.0	100.0	100.0	100.0	100.0	100.0	0.0	100.0	74.0
N		7276	1508	1599	1576	1535	1396	1294	1370	1051	1031	1205	1230	22071

\*\* 2010 Questionnaire: What is your height and weight? (If you are currently pregnant, write in the weight before your pregnancy)

\*\*\* Keyword: Weight

\*\*\*\* 2010 and 2021 were included in the EASS module, not the ISSP module

**Table 2251 Would like to gain/lose/maintain (current) weight**

[Questionnaire] Would you like to...

[VAR] WGHTPREF

RESPONSE	PUNCH	03-07	2008	2009	2010	2011	2012	2013	2014	2016	2018	2021	2023	TOTAL
Gain weight	1	2.7	-	-	-	-	-	-	-	-	-	-	-	0.9
Maintain your current weight	2	6.2	-	-	-	-	-	-	-	-	-	-	-	2.1
Lose weight	3	10.3	-	-	-	-	-	-	-	-	-	-	-	3.4
I don't care about my weight	4	0.4	-	-	-	-	-	-	-	-	-	-	-	0.1
Can't choose/NA	-8	0.0	-	-	-	-	-	-	-	-	-	-	-	0.0
IAP	-1	80.3	100.0	100.0	100.0	100.0	100.0	100.0	100.0	100.0	100.0	100.0	100.0	93.5
N		7276	1508	1599	1576	1535	1396	1294	1370	1051	1031	1205	1230	22071

\*\*\* Keyword: Weight

**Table 2252 Conception of ideal shape for men**

[Questionnaire] Which of the following pictures comes closest to your conception of an ideal shape of a man and a woman?... Man

[VAR] WTIDEAMM

RESPONSE	PUNCH	03-07	2008	2009	2010	2011	2012	2013	2014	2016	2018	2021	2023	TOTAL
Shape A(Overweight)	1	0.2	-	-	-	-	-	-	-	-	-	-	-	0.1
Shape B(Average+)	2	3.8	-	-	-	-	-	-	-	-	-	-	-	1.2
Shape C(Average-)	3	13.7	-	-	-	-	-	-	-	-	-	-	-	4.5
Shape D(Thin)	4	2.0	-	-	-	-	-	-	-	-	-	-	-	0.7
Can't choose/NA	-8	0.1	-	-	-	-	-	-	-	-	-	-	-	0.0
IAP	-1	80.3	100.0	100.0	100.0	100.0	100.0	100.0	100.0	100.0	100.0	100.0	100.0	93.5
N		7276	1508	1599	1576	1535	1396	1294	1370	1051	1031	1205	1230	22071

\* SHOW CARD

\*\*\* Keyword: Body Shape



**Table 2253 Conception of ideal shape for women**

[Questionnaire] Which of the following pictures comes closest to your conception of an ideal shape of a man and a woman?... Woman

[VAR] WTIDEAFF

RESPONSE	PUNCH	03-07	2008	2009	2010	2011	2012	2013	2014	2016	2018	2021	2023	TOTAL
Shape A(Overweight)	1	0.1	-	-	-	-	-	-	-	-	-	-	-	0.0
Shape B(Average+)	2	3.6	-	-	-	-	-	-	-	-	-	-	-	1.2
Shape C(Averager-)	3	13.6	-	-	-	-	-	-	-	-	-	-	-	4.5
Shape D(Thin)	4	2.2	-	-	-	-	-	-	-	-	-	-	-	0.7
Can't choose/NA	-8	0.1	-	-	-	-	-	-	-	-	-	-	-	0.0
IAP	-1	80.3	100.0	100.0	100.0	100.0	100.0	100.0	100.0	100.0	100.0	100.0	100.0	93.5
N		7276	1508	1599	1576	1535	1396	1294	1370	1051	1031	1205	1230	22071

\* SHOW CARD

\*\*\* Keyword: Body Shape

## ISSP 2008/2018 Religion

**Table 2254 Family relationship satisfaction**

[Questionnaire] All things considered, how satisfied are you with your relationships with family members?

[VAR] FAMSATIS

RESPONSE	PUNCH	03-07	2008	2009	2010	2011	2012	2013	2014	2016	2018	2021	2023	TOTAL
Completely satisfied	1	-	-	-	-	-	-	-	-	-	20.6	8.8	-	1.4
Very satisfied	2	-	-	-	-	-	-	-	-	-	33.7	29.2	-	3.2
Fairly satisfied	3	-	-	-	-	-	-	-	-	-	30.6	42.9	-	3.8
Neither satisfied nor dissatisfied	4	-	-	-	-	-	-	-	-	-	9.1	15.3	-	1.3
Fairly dissatisfied	5	-	-	-	-	-	-	-	-	-	4.2	3.2	-	0.4
Very dissatisfied	6	-	-	-	-	-	-	-	-	-	0.6	0.1	-	0.0
Completely dissatisfied	7	-	-	-	-	-	-	-	-	-	0.5	0.2	-	0.0
Can't choose/NA	-8	-	-	-	-	-	-	-	-	-	0.8	0.4	-	0.1
IAP	-1	100.0	100.0	100.0	100.0	100.0	100.0	100.0	100.0	100.0	0.0	0.0	100.0	89.9
N		7276	1508	1599	1576	1535	1396	1294	1370	1051	1031	1205	1230	22071

\* SHOW CARD

\*\*\* Keyword: Family Members, Satisfaction

**Table 2255 Attitude on sexual relations: pre-marital sex**

[Questionnaire] Do you think it is wrong or not wrong if... a man and woman have sexual relations before marriage

[VAR] SEXATT1

RESPONSE	PUNCH	03-07	2008	2009	2010	2011	2012	2013	2014	2016	2018	2021	2023	TOTAL
Always wrong	1	-	28.0	-	-	-	-	23.8	25.6	-	12.6	11.7	10.1	6.7
Almost always wrong	2	-	21.5	-	-	-	-	20.6	16.2	-	12.5	19.7	21.5	6.5
Wrong only sometimes	3	-	34.5	-	-	-	-	35.7	33.2	-	30.1	36.8	36.9	12.0
Not wrong at all	4	-	15.0	-	-	-	-	19.9	25.0	-	43.8	30.6	30.7	9.2
Can't choose/NA	-8	-	1.0	-	-	-	-	0.1	0.0	-	1.0	1.2	0.8	0.2
IAP	-1	100.0	0.0	100.0	100.0	100.0	100.0	0.0	0.0	100.0	0.0	0.0	0.0	65.4
N		7276	1508	1599	1576	1535	1396	1294	1370	1051	1031	1205	1230	22071

\* SHOW CARD

\*\*\* Keyword: Sexual Relation

**Table 2256 Attitude on sexual relations: sex relations outside of marriage**

[Questionnaire] Do you think it is wrong or not wrong if... a married person having sexual relations with someone other than his or her husband or wife

[VAR] SEXATT2

RESPONSE	PUNCH	03-07	2008	2009	2010	2011	2012	2013	2014	2016	2018	2021	2023	TOTAL
Always wrong	1	-	73.0	-	-	-	-	76.3	77.2	-	70.3	60.7	56.7	24.0
Almost always wrong	2	-	16.9	-	-	-	-	14.6	13.5	-	18.4	23.5	27.5	6.5
Wrong only sometimes	3	-	6.7	-	-	-	-	6.9	7.2	-	7.3	9.7	11.7	2.8
Not wrong at all	4	-	2.8	-	-	-	-	2.0	2.0	-	3.7	5.6	3.9	1.1
Can't choose/NA	-8	-	0.6	-	-	-	-	0.2	0.0	-	0.3	0.4	0.2	0.1
IAP	-1	100.0	0.0	100.0	100.0	100.0	100.0	0.0	0.0	100.0	0.0	0.0	0.0	65.4
N		7276	1508	1599	1576	1535	1396	1294	1370	1051	1031	1205	1230	22071

\* SHOW CARD

\*\*\* Keyword: Sexual Relation

**Table 2257 Attitude on sexual relations: homosexual sex**

[Questionnaire] Do you think it is wrong or not wrong if... sexual relations between two adults of the same sex

[VAR] SEXATT3

RESPONSE	PUNCH	03-07	2008	2009	2010	2011	2012	2013	2014	2016	2018	2021	2023	TOTAL
Always wrong	1	-	71.6	-	-	-	-	62.5	62.6	-	46.1	54.8	54.7	20.6
Almost always wrong	2	-	12.5	-	-	-	-	12.8	12.1	-	15.2	21.9	24.3	5.6
Wrong only sometimes	3	-	8.1	-	-	-	-	13.3	12.0	-	16.2	12.0	13.1	4.2
Not wrong at all	4	-	6.2	-	-	-	-	11.2	13.4	-	19.2	8.7	7.0	3.7
Can't choose/NA	-8	-	1.7	-	-	-	-	0.2	0.0	-	3.2	2.6	0.9	0.5
IAP	-1	100.0	0.0	100.0	100.0	100.0	100.0	0.0	0.0	100.0	0.0	0.0	0.0	65.4
N		7276	1508	1599	1576	1535	1396	1294	1370	1051	1031	1205	1230	22071

\* SHOW CARD

\*\*\* Keyword: Same Sex, Sexual Relation



**Table 2258 Opinion on abortion: if there is a strong chance of serious defect to the baby**

[Questionnaire] Do you personally think it is wrong or not wrong for a woman to have an abortion... If there is a strong chance of serious defect in the baby

[VAR] ABORT1

RESPONSE	PUNCH	03-07	2008	2009	2010	2011	2012	2013	2014	2016	2018	2021	2023	TOTAL
Always wrong	1	-	10.5	-	-	-	-	-	-	-	-	-	-	0.7
Almost always wrong	2	-	10.5	-	-	-	-	-	-	-	-	-	-	0.7
Wrong only sometimes	3	-	31.1	-	-	-	-	-	-	-	-	-	-	2.1
Not wrong at all	4	-	46.7	-	-	-	-	-	-	-	-	-	-	3.2
Can't choose/NA	-8	-	1.3	-	-	-	-	-	-	-	-	-	-	0.1
IAP	-1	100.0	0.0	100.0	100.0	100.0	100.0	100.0	100.0	100.0	100.0	100.0	100.0	93.2
N		7276	1508	1599	1576	1535	1396	1294	1370	1051	1031	1205	1230	22071

\* SHOW CARD

\*\*\* Keyword: Female, Abortion

**Table 2259 Opinion on abortion: if the family cannot afford children anymore**

[Questionnaire] Do you personally think it is wrong or not wrong for a woman to have an abortion... If the family has a very low income and cannot afford any more children

[VAR] ABORT2

RESPONSE	PUNCH	03-07	2008	2009	2010	2011	2012	2013	2014	2016	2018	2021	2023	TOTAL
Always wrong	1	-	27.8	-	-	-	-	-	-	-	19.4	-	-	2.8
Almost always wrong	2	-	19.2	-	-	-	-	-	-	-	17.5	-	-	2.1
Wrong only sometimes	3	-	30.7	-	-	-	-	-	-	-	31.5	-	-	3.6
Not wrong at all	4	-	21.4	-	-	-	-	-	-	-	30.2	-	-	2.9
Can't choose/NA	-8	-	0.9	-	-	-	-	-	-	-	1.5	-	-	0.1
IAP	-1	100.0	0.0	100.0	100.0	100.0	100.0	100.0	100.0	100.0	0.0	100.0	100.0	88.5
N		7276	1508	1599	1576	1535	1396	1294	1370	1051	1031	1205	1230	22071

\* SHOW CARD

\*\*\* Keyword: Income, Female, Abortion

**Table 2260 Agree or disagree: Husband's job is to earn money; wife's job is to look after the home and family**

[Questionnaire] Do you agree or disagree a husband's job is to earn money, a wife's job is to look after the home and family

[VAR] HBBYWK08

RESPONSE	PUNCH	03-07	2008	2009	2010	2011	2012	2013	2014	2016	2018	2021	2023	TOTAL
Strongly agree	1	-	14.3	-	-	-	-	-	-	-	7.6	-	-	1.3
Agree	2	-	24.7	-	-	-	-	-	-	-	14.5	-	-	2.4
Neither agree nor disagree	3	-	22.9	-	-	-	-	-	-	-	21.4	-	-	2.6
Disagree	4	-	23.0	-	-	-	-	-	-	-	25.1	-	-	2.7
Strongly disagree	5	-	15.0	-	-	-	-	-	-	-	30.9	-	-	2.5
Can't choose/NA	-8	-	0.2	-	-	-	-	-	-	-	0.4	-	-	0.0
IAP	-1	100.0	0.0	100.0	100.0	100.0	100.0	100.0	100.0	100.0	0.0	100.0	100.0	88.5
N		7276	1508	1599	1576	1535	1396	1294	1370	1051	1031	1205	1230	22071

\* SHOW CARD(18)

\*\*\* Keyword: Job, Money, Family, Family Members

**Table 2261 Level of confidence in the parliament**

[Questionnaire] How much confidence do you have in... Parliament

[VAR] TRTASSB

RESPONSE	PUNCH	03-07	2008	2009	2010	2011	2012	2013	2014	2016	2018	2021	2023	TOTAL
Complete confidence	1	-	1.9	-	-	-	-	-	-	-	1.8	-	-	0.2
A great deal of confidence	2	-	2.7	-	-	-	-	-	-	-	3.5	-	-	0.3
Some confidence	3	-	25.7	-	-	-	-	-	-	-	26.6	-	-	3.0
A very little confidence	4	-	46.8	-	-	-	-	-	-	-	49.1	-	-	5.5
No confidence at all	5	-	21.7	-	-	-	-	-	-	-	17.8	-	-	2.3
Can't choose/NA	-8	-	1.3	-	-	-	-	-	-	-	1.1	-	-	0.1
IAP	-1	100.0	0.0	100.0	100.0	100.0	100.0	100.0	100.0	100.0	0.0	100.0	100.0	88.5
N		7276	1508	1599	1576	1535	1396	1294	1370	1051	1031	1205	1230	22071

\* SHOW CARD

\*\*\* Keyword: Social Institution, Trust, The National Assembly

**Table 2262 Level of confidence in the business and industry**

[Questionnaire] How much confidence do you have in... Business and industry

[VAR] TRTFIRM

RESPONSE	PUNCH	03-07	2008	2009	2010	2011	2012	2013	2014	2016	2018	2021	2023	TOTAL
Complete confidence	1	-	3.1	-	-	-	-	-	-	-	2.0	-	-	0.3
A great deal of confidence	2	-	9.2	-	-	-	-	-	-	-	8.7	-	-	1.0
Some confidence	3	-	57.6	-	-	-	-	-	-	-	51.5	-	-	6.3
A very little confidence	4	-	23.7	-	-	-	-	-	-	-	31.5	-	-	3.1
No confidence at all	5	-	4.8	-	-	-	-	-	-	-	5.1	-	-	0.6
Can't choose/NA	-8	-	1.5	-	-	-	-	-	-	-	1.1	-	-	0.2
IAP	-1	100.0	0.0	100.0	100.0	100.0	100.0	100.0	100.0	100.0	0.0	100.0	100.0	88.5
N		7276	1508	1599	1576	1535	1396	1294	1370	1051	1031	1205	1230	22071

\* SHOW CARD

\*\*\* Keyword: Social Institution, Trust



**Table 2263 Level of confidence in the churches and religious organizations**

[Questionnaire] How much confidence do you have in... Churches and religious organization

[VAR] TRTRELI

RESPONSE	PUNCH	03-07	2008	2009	2010	2011	2012	2013	2014	2016	2018	2021	2023	TOTAL
Complete confidence	1	-	6.1	-	-	-	-	-	-	-	3.7	-	-	0.6
A great deal of confidence	2	-	14.4	-	-	-	-	-	-	-	8.9	-	-	1.4
Some confidence	3	-	46.8	-	-	-	-	-	-	-	36.8	-	-	4.9
A very little confidence	4	-	22.2	-	-	-	-	-	-	-	35.2	-	-	3.2
No confidence at all	5	-	9.0	-	-	-	-	-	-	-	14.3	-	-	1.3
Can't choose/NA	-8	-	1.5	-	-	-	-	-	-	-	1.2	-	-	0.2
IAP	-1	100.0	0.0	100.0	100.0	100.0	100.0	100.0	100.0	100.0	0.0	100.0	100.0	88.5
N		7276	1508	1599	1576	1535	1396	1294	1370	1051	1031	1205	1230	22071

\* SHOW CARD

\*\*\* Keyword: Social Institution, Trust, Religion

**Table 2264 Level of confidence in the courts and the legal system**

[Questionnaire] How much confidence do you have in... Courts and the legal system

[VAR] TRTJURI

RESPONSE	PUNCH	03-07	2008	2009	2010	2011	2012	2013	2014	2016	2018	2021	2023	TOTAL
Complete confidence	1	-	5.6	-	-	-	-	-	-	-	4.1	-	-	0.6
A great deal of confidence	2	-	18.6	-	-	-	-	-	-	-	16.2	-	-	2.0
Some confidence	3	-	52.3	-	-	-	-	-	-	-	49.9	-	-	5.9
A very little confidence	4	-	17.8	-	-	-	-	-	-	-	23.1	-	-	2.3
No confidence at all	5	-	4.2	-	-	-	-	-	-	-	5.2	-	-	0.5
Can't choose/NA	-8	-	1.6	-	-	-	-	-	-	-	1.5	-	-	0.2
IAP	-1	100.0	0.0	100.0	100.0	100.0	100.0	100.0	100.0	100.0	0.0	100.0	100.0	88.5
N		7276	1508	1599	1576	1535	1396	1294	1370	1051	1031	1205	1230	22071

\* SHOW CARD

\*\*\* Keyword: Social Institution, Trust, Court, Legal System

**Table 2265 Level of confidence in schools and the education system**

[Questionnaire] How much confidence do you have in... Schools and the educational system

[VAR] TRTEDUC

RESPONSE	PUNCH	03-07	2008	2009	2010	2011	2012	2013	2014	2016	2018	2021	2023	TOTAL
Complete confidence	1	-	4.9	-	-	-	-	-	-	-	4.3	-	-	0.5
A great deal of confidence	2	-	15.4	-	-	-	-	-	-	-	20.4	-	-	2.0
Some confidence	3	-	55.7	-	-	-	-	-	-	-	57.8	-	-	6.5
A very little confidence	4	-	19.3	-	-	-	-	-	-	-	14.1	-	-	2.0
No confidence at all	5	-	3.6	-	-	-	-	-	-	-	2.2	-	-	0.4
Can't choose/NA	-8	-	1.0	-	-	-	-	-	-	-	1.2	-	-	0.1
IAP	-1	100.0	0.0	100.0	100.0	100.0	100.0	100.0	100.0	100.0	0.0	100.0	100.0	88.5
N		7276	1508	1599	1576	1535	1396	1294	1370	1051	1031	1205	1230	22071

\* SHOW CARD

\*\*\* Keyword: Social Institution, Trust, Educational System

**Table 2266 Ever experienced living in a different countries/regions/neighborhood**

[Questionnaire] We are interested in the extent to which you have moved from one kind of place to another. Which do you think is most like your experience of life?

[VAR] RESIDEXP

RESPONSE	PUNCH	03-07	2008	2009	2010	2011	2012	2013	2014	2016	2018	2021	2023	TOTAL
I have lived in different countries	1	-	2.5	-	-	-	-	-	-	-	-	-	-	0.2
I have lived in different places in the same country	2	-	48.0	-	-	-	-	-	-	-	-	-	-	3.3
I have lived in different neighborhoods in the same place	3	-	32.4	-	-	-	-	-	-	-	-	-	-	2.2
I have always lived in the same neighborhoods	4	-	17.1	-	-	-	-	-	-	-	-	-	-	1.2
Can't choose/NA	-8	-	0.0	-	-	-	-	-	-	-	-	-	-	0.0
IAP	-1	100.0	0.0	100.0	100.0	100.0	100.0	100.0	100.0	100.0	100.0	100.0	100.0	93.2
N		7276	1508	1599	1576	1535	1396	1294	1370	1051	1031	1205	1230	22071

**Table 2267 Agree or disagree: religious leaders should not try to influence how people vote in elections**

[Questionnaire] How much do you agree or disagree with each of the following... Religious leaders... should not try to influence how people vote in elections

[VAR] RELLEAD1

RESPONSE	PUNCH	03-07	2008	2009	2010	2011	2012	2013	2014	2016	2018	2021	2023	TOTAL
Strongly agree	1	-	52.0	-	-	-	-	-	-	-	40.9	-	-	5.5
Agree	2	-	22.2	-	-	-	-	-	-	-	22.7	-	-	2.6
Neither agree nor disagree	3	-	12.3	-	-	-	-	-	-	-	18.4	-	-	1.7
Disagree	4	-	7.3	-	-	-	-	-	-	-	8.1	-	-	0.9
Strongly disagree	5	-	5.3	-	-	-	-	-	-	-	9.5	-	-	0.8
Can't choose/NA	-8	-	0.9	-	-	-	-	-	-	-	0.4	-	-	0.1
IAP	-1	100.0	0.0	100.0	100.0	100.0	100.0	100.0	100.0	100.0	0.0	100.0	100.0	88.5
N		7276	1508	1599	1576	1535	1396	1294	1370	1051	1031	1205	1230	22071

\* SHOW CARD

\*\*\* Keyword: Religion, Election, Referendum



**Table 2268 Agree or disagree: religious leaders should not try to influence government decisions**

[Questionnaire] How much do you agree or disagree with each of the following... Religious leaders... should not try to influence government decisions

[VAR] RELLEAD2

RESPONSE	PUNCH	03-07	2008	2009	2010	2011	2012	2013	2014	2016	2018	2021	2023	TOTAL
Strongly agree	1	-	45.2	-	-	-	-	-	-	-	-	-	-	3.1
Agree	2	-	25.5	-	-	-	-	-	-	-	-	-	-	1.7
Neither agree nor disagree	3	-	14.2	-	-	-	-	-	-	-	-	-	-	1.0
Disagree	4	-	8.8	-	-	-	-	-	-	-	-	-	-	0.6
Strongly disagree	5	-	5.2	-	-	-	-	-	-	-	-	-	-	0.4
Can't choose/NA	-8	-	1.1	-	-	-	-	-	-	-	-	-	-	0.1
IAP	-1	100.0	0.0	100.0	100.0	100.0	100.0	100.0	100.0	100.0	100.0	100.0	100.0	93.2
N		7276	1508	1599	1576	1535	1396	1294	1370	1051	1031	1205	1230	22071

\* SHOW CARD

\*\*\* Keyword: Religion, Government, Decision

**Table 2269 Agree or disagree: overall, modern science does more harm than good**

[Questionnaire] Please consider the following statements and tell me whether you agree or disagree... Overall, modern science does more harm than good

[VAR] RELSCI1

RESPONSE	PUNCH	03-07	2008	2009	2010	2011	2012	2013	2014	2016	2018	2021	2023	TOTAL
Strongly agree	1	-	4.8	-	-	-	-	-	-	-	-	-	-	0.3
Agree	2	-	19.2	-	-	-	-	-	-	-	-	-	-	1.3
Neither agree nor disagree	3	-	22.6	-	-	-	-	-	-	-	-	-	-	1.5
Disagree	4	-	37.5	-	-	-	-	-	-	-	-	-	-	2.6
Strongly disagree	5	-	14.6	-	-	-	-	-	-	-	-	-	-	1.0
Can't choose/NA	-8	-	1.3	-	-	-	-	-	-	-	-	-	-	0.1
IAP	-1	100.0	0.0	100.0	100.0	100.0	100.0	100.0	100.0	100.0	100.0	100.0	100.0	93.2
N		7276	1508	1599	1576	1535	1396	1294	1370	1051	1031	1205	1230	22071

\* SHOW CARD

\*\*\* Keyword: Science

**Table 2270 Agree or disagree: we trust too much in science, and not enough in religious faith**

[Questionnaire] Please consider the following statements and tell me whether you agree or disagree... We trust too much in science and not enough in religious faith

[VAR] RELSCI2

RESPONSE	PUNCH	03-07	2008	2009	2010	2011	2012	2013	2014	2016	2018	2021	2023	TOTAL
Strongly agree	1	-	12.5	-	-	-	-	-	-	-	11.2	-	-	1.4
Agree	2	-	32.4	-	-	-	-	-	-	-	39.3	-	-	4.1
Neither agree nor disagree	3	-	28.4	-	-	-	-	-	-	-	29.3	-	-	3.3
Disagree	4	-	20.2	-	-	-	-	-	-	-	15.6	-	-	2.1
Strongly disagree	5	-	4.8	-	-	-	-	-	-	-	4.3	-	-	0.5
Can't choose/NA	-8	-	1.7	-	-	-	-	-	-	-	0.4	-	-	0.1
IAP	-1	100.0	0.0	100.0	100.0	100.0	100.0	100.0	100.0	100.0	0.0	100.0	100.0	88.5
N		7276	1508	1599	1576	1535	1396	1294	1370	1051	1031	1205	1230	22071

\* SHOW CARD

\*\*\* Keyword: Science, Trust, Religion

**Table 2271 Agree or disagree: looking around the world, religions bring more conflict than peace**

[Questionnaire] Please consider the following statements and tell me whether you agree or disagree... Looking around the world, religions bring more conflict than peace

[VAR] RELFUN1

RESPONSE	PUNCH	03-07	2008	2009	2010	2011	2012	2013	2014	2016	2018	2021	2023	TOTAL
Strongly agree	1	-	12.3	-	-	-	-	-	-	-	14.3	-	-	1.5
Agree	2	-	30.6	-	-	-	-	-	-	-	32.5	-	-	3.6
Neither agree nor disagree	3	-	21.9	-	-	-	-	-	-	-	25.2	-	-	2.7
Disagree	4	-	23.5	-	-	-	-	-	-	-	21.1	-	-	2.6
Strongly disagree	5	-	10.4	-	-	-	-	-	-	-	6.5	-	-	1.0
Can't choose/NA	-8	-	1.3	-	-	-	-	-	-	-	0.4	-	-	0.1
IAP	-1	100.0	0.0	100.0	100.0	100.0	100.0	100.0	100.0	100.0	0.0	100.0	100.0	88.5
N		7276	1508	1599	1576	1535	1396	1294	1370	1051	1031	1205	1230	22071

\* SHOW CARD

\*\*\* Keyword: Religion, Conflict

**Table 2272 Agree or disagree: people with very strong religious beliefs are often too intolerant of others**

[Questionnaire] Please consider the following statements and tell me whether you agree or disagree... People with very strong religious beliefs are often too intolerant of others

[VAR] RELFUN2

RESPONSE	PUNCH	03-07	2008	2009	2010	2011	2012	2013	2014	2016	2018	2021	2023	TOTAL
Strongly agree	1	-	21.2	-	-	-	-	-	-	-	19.6	-	-	2.4
Agree	2	-	34.3	-	-	-	-	-	-	-	36.0	-	-	4.0
Neither agree nor disagree	3	-	20.8	-	-	-	-	-	-	-	23.3	-	-	2.5
Disagree	4	-	14.5	-	-	-	-	-	-	-	14.8	-	-	1.7
Strongly disagree	5	-	7.5	-	-	-	-	-	-	-	5.6	-	-	0.8
Can't choose/NA	-8	-	1.7	-	-	-	-	-	-	-	0.7	-	-	0.1
IAP	-1	100.0	0.0	100.0	100.0	100.0	100.0	100.0	100.0	100.0	0.0	100.0	100.0	88.5
N		7276	1508	1599	1576	1535	1396	1294	1370	1051	1031	1205	1230	22071

\* SHOW CARD

\*\*\* Keyword: Religion



**Table 2273 Opinion on the amount of power of the churches and religious organizations in Korea**

[Questionnaire] Do you think that churches and religious organizations in this country have too much power or too little power?

[VAR] RELPOWR

RESPONSE	PUNCH	03-07	2008	2009	2010	2011	2012	2013	2014	2016	2018	2021	2023	TOTAL
Far too much power	1	-	22.4	-	-	-	-	-	-	-	25.9	-	-	2.7
Too much power	2	-	36.5	-	-	-	-	-	-	-	40.5	-	-	4.4
About the right amount of power	3	-	28.4	-	-	-	-	-	-	-	24.2	-	-	3.1
Too little power	4	-	7.4	-	-	-	-	-	-	-	5.1	-	-	0.7
Far too little power	5	-	2.4	-	-	-	-	-	-	-	1.4	-	-	0.2
Can't choose/NA	-8	-	2.9	-	-	-	-	-	-	-	2.8	-	-	0.3
IAP	-1	100.0	0.0	100.0	100.0	100.0	100.0	100.0	100.0	100.0	0.0	100.0	100.0	88.5
N		7276	1508	1599	1576	1535	1396	1294	1370	1051	1031	1205	1230	22071

\* SHOW CARD(18)

\*\*\* Keyword: Religion, Political Power

**Table 2274 Agree or disagree: all religious groups in Korea should have equal rights**

[Questionnaire] How much do you agree or disagree with the following statements?... All religious groups in [country] should have equal rights

[VAR] RELDIV1

RESPONSE	PUNCH	03-07	2008	2009	2010	2011	2012	2013	2014	2016	2018	2021	2023	TOTAL
Strongly agree	1	-	35.0	-	-	-	-	-	-	-	-	-	-	2.4
Agree	2	-	33.7	-	-	-	-	-	-	-	-	-	-	2.3
Neither agree nor disagree	3	-	18.4	-	-	-	-	-	-	-	-	-	-	1.3
Disagree	4	-	7.2	-	-	-	-	-	-	-	-	-	-	0.5
Strongly disagree	5	-	4.3	-	-	-	-	-	-	-	-	-	-	0.3
Can't choose/NA	-8	-	1.5	-	-	-	-	-	-	-	-	-	-	0.1
IAP	-1	100.0	0.0	100.0	100.0	100.0	100.0	100.0	100.0	100.0	100.0	100.0	100.0	93.2
N		7276	1508	1599	1576	1535	1396	1294	1370	1051	1031	1205	1230	22071

\* SHOW CARD

\*\*\* Keyword: Religion, Equal Rights

**Table 2275 Agree or disagree: we must respect all religions**

[Questionnaire] How much do you agree or disagree with the following statements?... We must respect all religions

[VAR] RELDIV2

RESPONSE	PUNCH	03-07	2008	2009	2010	2011	2012	2013	2014	2016	2018	2021	2023	TOTAL
Strongly agree	1	-	35.1	-	-	-	-	-	-	-	-	-	-	2.4
Agree	2	-	31.4	-	-	-	-	-	-	-	-	-	-	2.1
Neither agree nor disagree	3	-	16.6	-	-	-	-	-	-	-	-	-	-	1.1
Disagree	4	-	10.1	-	-	-	-	-	-	-	-	-	-	0.7
Strongly disagree	5	-	6.0	-	-	-	-	-	-	-	-	-	-	0.4
Can't choose/NA	-8	-	0.9	-	-	-	-	-	-	-	-	-	-	0.1
IAP	-1	100.0	0.0	100.0	100.0	100.0	100.0	100.0	100.0	100.0	100.0	100.0	100.0	93.2
N		7276	1508	1599	1576	1535	1396	1294	1370	1051	1031	1205	1230	22071

\* SHOW CARD

\*\*\* Keyword: Religion

**Table 2276 Accepting a person with different religion when the person is marrying a relative**

[Questionnaire] People have different religions and different religious views. Would you accept a person from a different religion or with a very different religious view from yours... marrying a relative of yourself

[VAR] RELDIFF1

RESPONSE	PUNCH	03-07	2008	2009	2010	2011	2012	2013	2014	2016	2018	2021	2023	TOTAL
Definitely	1	-	36.0	-	-	-	-	-	-	-	42.9	-	-	4.5
Probably	2	-	39.7	-	-	-	-	-	-	-	43.4	-	-	4.7
Probably not	3	-	14.9	-	-	-	-	-	-	-	7.9	-	-	1.4
Definitely not	4	-	8.7	-	-	-	-	-	-	-	4.2	-	-	0.8
Can't choose/NA	-8	-	0.7	-	-	-	-	-	-	-	1.7	-	-	0.1
IAP	-1	100.0	0.0	100.0	100.0	100.0	100.0	100.0	100.0	100.0	0.0	100.0	100.0	88.5
N		7276	1508	1599	1576	1535	1396	1294	1370	1051	1031	1205	1230	22071

\* SHOW CARD

\*\*\* Keyword: Religion, Family Members, Marriage

**Table 2277 Accepting a person with different religion when the person is being the candidate of a political party that R prefers**

[Questionnaire] People have different religions and different religious views. Would you accept a person from a different religion or with a very different religious view from yours... being a candidate of the political party you prefer

[VAR] RELDIFF2

RESPONSE	PUNCH	03-07	2008	2009	2010	2011	2012	2013	2014	2016	2018	2021	2023	TOTAL
Definitely	1	-	38.7	-	-	-	-	-	-	-	-	-	-	2.6
Probably	2	-	44.2	-	-	-	-	-	-	-	-	-	-	3.0
Probably not	3	-	10.3	-	-	-	-	-	-	-	-	-	-	0.7
Definitely not	4	-	4.8	-	-	-	-	-	-	-	-	-	-	0.3
Can't choose/NA	-8	-	2.0	-	-	-	-	-	-	-	-	-	-	0.1
IAP	-1	100.0	0.0	100.0	100.0	100.0	100.0	100.0	100.0	100.0	100.0	100.0	100.0	93.2
N		7276	1508	1599	1576	1535	1396	1294	1370	1051	1031	1205	1230	22071

\* SHOW CARD

\*\*\* Keyword: Religion, Party



**Table 2278 Opinion on allowing the religious extremists to hold public meetings to express their views**

[Questionnaire] There are some people whose views are considered extreme by the majority. Consider religious extremists, that is people who believe that their religion is the only true faith and all other religions should be considered as enemies. Do you think such people should be allowed to... Hold public meetings to express their views?

[VAR] RELEXTM1

RESPONSE	PUNCH	03-07	2008	2009	2010	2011	2012	2013	2014	2016	2018	2021	2023	TOTAL
Definitely	1	-	9.1	-	-	-	-	-	-	-	9.5	-	-	1.1
Probably	2	-	30.0	-	-	-	-	-	-	-	30.1	-	-	3.5
Probably not	3	-	31.8	-	-	-	-	-	-	-	31.6	-	-	3.7
Definitely not	4	-	27.4	-	-	-	-	-	-	-	27.3	-	-	3.1
Can't choose/NA	-8	-	1.7	-	-	-	-	-	-	-	1.6	-	-	0.2
IAP	-1	100.0	0.0	100.0	100.0	100.0	100.0	100.0	100.0	100.0	0.0	100.0	100.0	88.5
N		7276	1508	1599	1576	1535	1396	1294	1370	1051	1031	1205	1230	22071

\* SHOW CARD

\*\*\* Keyword: Religion, Public Meetings, Extremist

**Table 2279 Opinion on allowing the religious extremists to publish books expressing their views**

[Questionnaire] There are some people whose views are considered extreme by the majority. Consider religious extremists, that is people who believe that their religion is the only true faith and all other religions should be considered as enemies. Do you think such people should be allowed to... Publish books expressing their views?

[VAR] RELEXTM2

RESPONSE	PUNCH	03-07	2008	2009	2010	2011	2012	2013	2014	2016	2018	2021	2023	TOTAL
Definitely	1	-	13.3	-	-	-	-	-	-	-	-	-	-	0.9
Probably	2	-	43.1	-	-	-	-	-	-	-	-	-	-	2.9
Probably not	3	-	25.3	-	-	-	-	-	-	-	-	-	-	1.7
Definitely not	4	-	16.0	-	-	-	-	-	-	-	-	-	-	1.1
Can't choose/NA	-8	-	2.3	-	-	-	-	-	-	-	-	-	-	0.2
IAP	-1	100.0	0.0	100.0	100.0	100.0	100.0	100.0	100.0	100.0	100.0	100.0	100.0	93.2
N		7276	1508	1599	1576	1535	1396	1294	1370	1051	1031	1205	1230	22071

\* SHOW CARD

\*\*\* Keyword: Religion, Extremist

**Table 2280 Opinion on allowing the religious extremists to Publish their views on the Internet or social media**

[Questionnaire] There are some people whose views are considered extreme by the majority. Consider religious extremists, that is people who believe that their religion is the only true faith and all other religions should be considered as enemies. Do you think such people should be allowed to... Publish their views on the Internet or social media?

[VAR] RELEXTM3

RESPONSE	PUNCH	03-07	2008	2009	2010	2011	2012	2013	2014	2016	2018	2021	2023	TOTAL
Definitely	1	-	-	-	-	-	-	-	-	-	12.1	-	-	0.6
Probably	2	-	-	-	-	-	-	-	-	-	33.7	-	-	1.6
Probably not	3	-	-	-	-	-	-	-	-	-	27.8	-	-	1.3
Definitely not	4	-	-	-	-	-	-	-	-	-	24.2	-	-	1.1
Can't choose/NA	-8	-	-	-	-	-	-	-	-	-	2.1	-	-	0.1
IAP	-1	100.0	100.0	100.0	100.0	100.0	100.0	100.0	100.0	100.0	0.0	100.0	100.0	95.3
N		7276	1508	1599	1576	1535	1396	1294	1370	1051	1031	1205	1230	22071

\* SHOW CARD

\*\*\* Keyword: Religion, SNS

**Table 2281 Belief about the existence of God**

[Questionnaire] Please indicate which statement below comes closest to expressing what you believe about God

[VAR] GODCONC

RESPONSE	PUNCH	03-07	2008	2009	2010	2011	2012	2013	2014	2016	2018	2021	2023	TOTAL
I don't believe in God	1	-	17.3	-	-	-	-	-	-	-	20.3	-	-	2.1
I don't know whether there is a God and I don't believe there is any way to find out	2	-	9.4	-	-	-	-	-	-	-	13.7	-	-	1.3
I don't believe in a personal God but I do believe in a High Power of some kind	3	-	16.4	-	-	-	-	-	-	-	19.2	-	-	2.0
I find myself believing in God some time. but not at others	4	-	16.7	-	-	-	-	-	-	-	14.5	-	-	1.8
While I have doubts, I feel that I do believe in God	5	-	20.0	-	-	-	-	-	-	-	16.2	-	-	2.1
I know God really exists and I have no doubts about it	6	-	19.0	-	-	-	-	-	-	-	14.9	-	-	2.0
Can't choose/NA	-8	-	1.3	-	-	-	-	-	-	-	1.2	-	-	0.1
IAP	-1	100.0	0.0	100.0	100.0	100.0	100.0	100.0	100.0	100.0	0.0	100.0	100.0	88.5
N		7276	1508	1599	1576	1535	1396	1294	1370	1051	1031	1205	1230	22071

\* SHOW CARD



**Table 2282 Personal faith in God**

[Questionnaire] Which best describes your beliefs about God?

[VAR] GODBEL1

RESPONSE	PUNCH	03-07	2008	2009	2010	2011	2012	2013	2014	2016	2018	2021	2023	TOTAL
I don't believe in God now and I never have	1	-	33.5	-	-	-	-	-	-	-	39.2	-	-	4.1
I don't believe in God now but I used to	2	-	13.5	-	-	-	-	-	-	-	15.9	-	-	1.7
I believe in God now but I didn't used to	3	-	20.5	-	-	-	-	-	-	-	16.4	-	-	2.2
I believe in God now and I always have	4	-	26.4	-	-	-	-	-	-	-	22.6	-	-	2.9
Can't choose/NA	-8	-	6.2	-	-	-	-	-	-	-	5.9	-	-	0.7
IAP	-1	100.0	0.0	100.0	100.0	100.0	100.0	100.0	100.0	100.0	0.0	100.0	100.0	88.5
N		7276	1508	1599	1576	1535	1396	1294	1370	1051	1031	1205	1230	22071

\* SHOW CARD(18)

\*\*\* Keyword: Belief

**Table 2283 Belief in life after death**

[Questionnaire] Do you believe in... Life after death

[VAR] RELNW1

RESPONSE	PUNCH	03-07	2008	2009	2010	2011	2012	2013	2014	2016	2018	2021	2023	TOTAL
Yes, definitely	1	-	17.0	-	-	-	-	-	-	-	14.6	-	-	1.8
Yes, probably	2	-	32.3	-	-	-	-	-	-	-	28.7	-	-	3.5
No, probably not	3	-	27.7	-	-	-	-	-	-	-	31.6	-	-	3.4
No, definitely not	4	-	22.3	-	-	-	-	-	-	-	23.8	-	-	2.6
Can't choose/NA	-8	-	0.7	-	-	-	-	-	-	-	1.3	-	-	0.1
IAP	-1	100.0	0.0	100.0	100.0	100.0	100.0	100.0	100.0	100.0	0.0	100.0	100.0	88.5
N		7276	1508	1599	1576	1535	1396	1294	1370	1051	1031	1205	1230	22071

\* SHOW CARD

**Table 2284 Belief in Heaven**

[Questionnaire] Do you believe in... Heaven

[VAR] RELNW2

RESPONSE	PUNCH	03-07	2008	2009	2010	2011	2012	2013	2014	2016	2018	2021	2023	TOTAL
Yes, definitely	1	-	18.9	-	-	-	-	-	-	-	15.6	-	-	2.0
Yes, probably	2	-	29.3	-	-	-	-	-	-	-	23.8	-	-	3.1
No, probably not	3	-	27.8	-	-	-	-	-	-	-	31.8	-	-	3.4
No, definitely not	4	-	23.1	-	-	-	-	-	-	-	27.6	-	-	2.9
Can't choose/NA	-8	-	0.9	-	-	-	-	-	-	-	1.2	-	-	0.1
IAP	-1	100.0	0.0	100.0	100.0	100.0	100.0	100.0	100.0	100.0	0.0	100.0	100.0	88.5
N		7276	1508	1599	1576	1535	1396	1294	1370	1051	1031	1205	1230	22071

\* SHOW CARD

**Table 2285 Belief in Hell**

[Questionnaire] Do you believe in... Hell

[VAR] RELNW3

RESPONSE	PUNCH	03-07	2008	2009	2010	2011	2012	2013	2014	2016	2018	2021	2023	TOTAL
Yes, definitely	1	-	18.3	-	-	-	-	-	-	-	15.0	-	-	2.0
Yes, probably	2	-	27.3	-	-	-	-	-	-	-	24.1	-	-	3.0
No, probably not	3	-	28.5	-	-	-	-	-	-	-	31.4	-	-	3.4
No, definitely not	4	-	24.9	-	-	-	-	-	-	-	28.3	-	-	3.0
Can't choose/NA	-8	-	1.0	-	-	-	-	-	-	-	1.2	-	-	0.1
IAP	-1	100.0	0.0	100.0	100.0	100.0	100.0	100.0	100.0	100.0	0.0	100.0	100.0	88.5
N		7276	1508	1599	1576	1535	1396	1294	1370	1051	1031	1205	1230	22071

\* SHOW CARD

**Table 2286 Belief in religious miracles**

[Questionnaire] Do you believe in... Religious miracles

[VAR] RELNW4

RESPONSE	PUNCH	03-07	2008	2009	2010	2011	2012	2013	2014	2016	2018	2021	2023	TOTAL
Yes, definitely	1	-	15.8	-	-	-	-	-	-	-	12.0	-	-	1.6
Yes, probably	2	-	23.5	-	-	-	-	-	-	-	21.0	-	-	2.6
No, probably not	3	-	33.7	-	-	-	-	-	-	-	35.3	-	-	4.0
No, definitely not	4	-	26.1	-	-	-	-	-	-	-	30.6	-	-	3.2
Can't choose/NA	-8	-	0.9	-	-	-	-	-	-	-	1.0	-	-	0.1
IAP	-1	100.0	0.0	100.0	100.0	100.0	100.0	100.0	100.0	100.0	0.0	100.0	100.0	88.5
N		7276	1508	1599	1576	1535	1396	1294	1370	1051	1031	1205	1230	22071

\* SHOW CARD

\*\*\* Keyword: Religion

**Table 2287 Belief in reincarnation**

[Questionnaire] Do you believe in... Reincarnation - being reborn in this world again and again

[VAR] RELNW5

RESPONSE	PUNCH	03-07	2008	2009	2010	2011	2012	2013	2014	2016	2018	2021	2023	TOTAL
Yes, definitely	1	-	5.8	-	-	-	-	-	-	-	-	-	-	0.4
Yes, probably	2	-	21.4	-	-	-	-	-	-	-	-	-	-	1.5
No, probably not	3	-	35.2	-	-	-	-	-	-	-	-	-	-	2.4
No, definitely not	4	-	36.4	-	-	-	-	-	-	-	-	-	-	2.5
Can't choose/NA	-8	-	1.3	-	-	-	-	-	-	-	-	-	-	0.1
IAP	-1	100.0	0.0	100.0	100.0	100.0	100.0	100.0	100.0	100.0	100.0	100.0	100.0	93.2
N		7276	1508	1599	1576	1535	1396	1294	1370	1051	1031	1205	1230	22071

\* SHOW CARD



**Table 2288 Belief in Nirvana**

[Questionnaire] Do you believe in... Nirvana

[VAR] RELNW6

RESPONSE	PUNCH	03-07	2008	2009	2010	2011	2012	2013	2014	2016	2018	2021	2023	TOTAL
Yes, definitely	1	-	5.2	-	-	-	-	-	-	-	-	-	-	0.4
Yes, probably	2	-	23.8	-	-	-	-	-	-	-	-	-	-	1.6
No, probably not	3	-	34.7	-	-	-	-	-	-	-	-	-	-	2.4
No, definitely not	4	-	34.8	-	-	-	-	-	-	-	-	-	-	2.4
Can't choose/NA	-8	-	1.5	-	-	-	-	-	-	-	-	-	-	0.1
IAP	-1	100.0	0.0	100.0	100.0	100.0	100.0	100.0	100.0	100.0	100.0	100.0	100.0	93.2
N		7276	1508	1599	1576	1535	1396	1294	1370	1051	1031	1205	1230	22071

\* SHOW CARD

**Table 2289 Belief in supernatural powers of deceased ancestors**

[Questionnaire] Do you believe in... The supernatural power of deceased ancestors

[VAR] RELNW7

RESPONSE	PUNCH	03-07	2008	2009	2010	2011	2012	2013	2014	2016	2018	2021	2023	TOTAL
Yes, definitely	1	-	5.2	-	-	-	-	-	-	-	5.5	-	-	0.6
Yes, probably	2	-	28.5	-	-	-	-	-	-	-	22.7	-	-	3.0
No, probably not	3	-	35.5	-	-	-	-	-	-	-	38.4	-	-	4.2
No, definitely not	4	-	30.0	-	-	-	-	-	-	-	32.4	-	-	3.6
Can't choose/NA	-8	-	0.8	-	-	-	-	-	-	-	1.0	-	-	0.1
IAP	-1	100.0	0.0	100.0	100.0	100.0	100.0	100.0	100.0	100.0	0.0	100.0	100.0	88.5
N		7276	1508	1599	1576	1535	1396	1294	1370	1051	1031	1205	1230	22071

\* SHOW CARD

**Table 2290 Agree or disagree: There is a God that concerns Himself every human being personally**

[Questionnaire] Do you agree or disagree with the following... There s a God who concerns Himself with every human being personally

[VAR] SPIRIT1

RESPONSE	PUNCH	03-07	2008	2009	2010	2011	2012	2013	2014	2016	2018	2021	2023	TOTAL
Strongly agree	1	-	15.2	-	-	-	-	-	-	-	12.0	-	-	1.6
Agree	2	-	25.0	-	-	-	-	-	-	-	22.6	-	-	2.8
Neither agree nor disagree	3	-	28.9	-	-	-	-	-	-	-	27.0	-	-	3.2
Disagree	4	-	14.3	-	-	-	-	-	-	-	17.8	-	-	1.8
Strongly disagree	5	-	15.8	-	-	-	-	-	-	-	19.6	-	-	2.0
Can't choose/NA	-8	-	0.7	-	-	-	-	-	-	-	1.0	-	-	0.1
IAP	-1	100.0	0.0	100.0	100.0	100.0	100.0	100.0	100.0	100.0	0.0	100.0	100.0	88.5
N		7276	1508	1599	1576	1535	1396	1294	1370	1051	1031	1205	1230	22071

\* SHOW CARD

\*\*\* Keyword: Concern

**Table 2291 Agree or disagree: There is little that people can do to change the course of their lives**

[Questionnaire] Do you agree or disagree with the following... There is little that people can do to change the course of their lives

[VAR] SPIRIT2

RESPONSE	PUNCH	03-07	2008	2009	2010	2011	2012	2013	2014	2016	2018	2021	2023	TOTAL
Strongly agree	1	-	6.1	-	-	-	-	-	-	-	4.8	-	-	0.6
Agree	2	-	10.5	-	-	-	-	-	-	-	8.6	-	-	1.1
Neither agree nor disagree	3	-	14.2	-	-	-	-	-	-	-	12.8	-	-	1.6
Disagree	4	-	30.9	-	-	-	-	-	-	-	33.9	-	-	3.7
Strongly disagree	5	-	37.8	-	-	-	-	-	-	-	39.6	-	-	4.4
Can't choose/NA	-8	-	0.5	-	-	-	-	-	-	-	0.3	-	-	0.0
IAP	-1	100.0	0.0	100.0	100.0	100.0	100.0	100.0	100.0	100.0	0.0	100.0	100.0	88.5
N		7276	1508	1599	1576	1535	1396	1294	1370	1051	1031	1205	1230	22071

\* SHOW CARD

\*\*\* Keyword: Life

**Table 2292 Agree or disagree: To me, life is meaningful only because God exists**

[Questionnaire] Do you agree or disagree with the following... To me, life is meaningful only because God exists

[VAR] SPIRIT3

RESPONSE	PUNCH	03-07	2008	2009	2010	2011	2012	2013	2014	2016	2018	2021	2023	TOTAL
Strongly agree	1	-	9.4	-	-	-	-	-	-	-	6.3	-	-	0.9
Agree	2	-	10.1	-	-	-	-	-	-	-	8.6	-	-	1.1
Neither agree nor disagree	3	-	19.0	-	-	-	-	-	-	-	15.2	-	-	2.0
Disagree	4	-	21.6	-	-	-	-	-	-	-	22.9	-	-	2.5
Strongly disagree	5	-	39.0	-	-	-	-	-	-	-	46.6	-	-	4.8
Can't choose/NA	-8	-	0.9	-	-	-	-	-	-	-	0.4	-	-	0.1
IAP	-1	100.0	0.0	100.0	100.0	100.0	100.0	100.0	100.0	100.0	0.0	100.0	100.0	88.5
N		7276	1508	1599	1576	1535	1396	1294	1370	1051	1031	1205	1230	22071

\* SHOW CARD



**Table 2293 Agree or disagree: In my opinion, life does not serve any purpose**

[Questionnaire] Do you agree or disagree with the following... In my opinion, life does not serve any purpose

[VAR] SPIRIT4

RESPONSE	PUNCH	03-07	2008	2009	2010	2011	2012	2013	2014	2016	2018	2021	2023	TOTAL
Strongly agree	1	-	2.5	-	-	-	-	-	-	-	3.9	-	-	0.3
Agree	2	-	5.7	-	-	-	-	-	-	-	6.1	-	-	0.7
Neither agree nor disagree	3	-	10.9	-	-	-	-	-	-	-	10.6	-	-	1.2
Disagree	4	-	27.5	-	-	-	-	-	-	-	26.8	-	-	3.1
Strongly disagree	5	-	52.7	-	-	-	-	-	-	-	52.3	-	-	6.0
Can't choose/NA	-8	-	0.7	-	-	-	-	-	-	-	0.4	-	-	0.1
IAP	-1	100.0	0.0	100.0	100.0	100.0	100.0	100.0	100.0	100.0	0.0	100.0	100.0	88.5
N		7276	1508	1599	1576	1535	1396	1294	1370	1051	1031	1205	1230	22071

\* SHOW CARD

\*\*\* Keyword: Life

**Table 2294 Agree or disagree: Life is only meaningful if you provide the meaning yourself**

[Questionnaire] Do you agree or disagree with the following... Life is only meaningful if you provide the meaning yourself

[VAR] SPIRIT5

RESPONSE	PUNCH	03-07	2008	2009	2010	2011	2012	2013	2014	2016	2018	2021	2023	TOTAL
Strongly agree	1	-	49.6	-	-	-	-	-	-	-	43.9	-	-	5.4
Agree	2	-	31.0	-	-	-	-	-	-	-	38.1	-	-	3.9
Neither agree nor disagree	3	-	12.2	-	-	-	-	-	-	-	11.3	-	-	1.4
Disagree	4	-	4.0	-	-	-	-	-	-	-	4.3	-	-	0.5
Strongly disagree	5	-	2.3	-	-	-	-	-	-	-	1.6	-	-	0.2
Can't choose/NA	-8	-	0.8	-	-	-	-	-	-	-	0.8	-	-	0.1
IAP	-1	100.0	0.0	100.0	100.0	100.0	100.0	100.0	100.0	100.0	0.0	100.0	100.0	88.5
N		7276	1508	1599	1576	1535	1396	1294	1370	1051	1031	1205	1230	22071

\* SHOW CARD

\*\*\* Keyword: Life

**Table 2295 Agree or disagree: I have my own way of connecting with God without churches or religious services**

[Questionnaire] Do you agree or disagree with the following... I have my own way of connecting with God without churches or religious services

[VAR] SPIRIT6

RESPONSE	PUNCH	03-07	2008	2009	2010	2011	2012	2013	2014	2016	2018	2021	2023	TOTAL
Strongly agree	1	-	3.5	-	-	-	-	-	-	-	4.0	-	-	0.4
Agree	2	-	7.6	-	-	-	-	-	-	-	6.3	-	-	0.8
Neither agree nor disagree	3	-	19.2	-	-	-	-	-	-	-	16.0	-	-	2.1
Disagree	4	-	16.2	-	-	-	-	-	-	-	18.4	-	-	2.0
Strongly disagree	5	-	52.0	-	-	-	-	-	-	-	53.4	-	-	6.0
Can't choose/NA	-8	-	1.4	-	-	-	-	-	-	-	1.8	-	-	0.2
IAP	-1	100.0	0.0	100.0	100.0	100.0	100.0	100.0	100.0	100.0	0.0	100.0	100.0	88.5
N		7276	1508	1599	1576	1535	1396	1294	1370	1051	1031	1205	1230	22071

\* SHOW CARD

\*\*\* Keyword: Religion

**Table 2296 Treatment for men and women of R's religion**

[Questionnaire] In your opinion, does your religion treat men and women equally, treat men better than women, or treat women better than men?

[VAR] RELWOMEN

RESPONSE	PUNCH	03-07	2008	2009	2010	2011	2012	2013	2014	2016	2018	2021	2023	TOTAL
I don't belong to or follow any religion	1	-	-	-	-	-	-	-	-	-	46.8	-	-	2.2
Treats men and women equally	2	-	-	-	-	-	-	-	-	-	39.8	-	-	1.9
Treats men better than women	3	-	-	-	-	-	-	-	-	-	8.0	-	-	0.4
Treats women better than men	4	-	-	-	-	-	-	-	-	-	0.6	-	-	0.0
Can't choose/NA	-8	-	-	-	-	-	-	-	-	-	4.8	-	-	0.2
IAP	-1	100.0	100.0	100.0	100.0	100.0	100.0	100.0	100.0	100.0	0.0	100.0	100.0	95.3
N		7276	1508	1599	1576	1535	1396	1294	1370	1051	1031	1205	1230	22071

\* SHOW CARD

\*\*\* Keyword: Religion, Gender Equality

**Table 2297 Mother's religion**

[Questionnaire] What was your mother's religious preference when you were a child? Was it Protestant, Catholic, Jewish, some other religion, or no religion?

[VAR] RELMA

RESPONSE	PUNCH	03-07	2008	2009	2010	2011	2012	2013	2014	2016	2018	2021	2023	TOTAL
Protestant	1	-	17.2	-	-	-	-	-	-	-	14.3	-	-	1.8
Catholic	2	-	6.5	-	-	-	-	-	-	-	9.0	-	-	0.9
Buddhism	3	-	44.4	-	-	-	-	-	-	-	41.6	-	-	5.0
OTHER	77	-	4.5	-	-	-	-	-	-	-	0.9	-	-	0.3
Can't choose/NA	-8	-	2.0	-	-	-	-	-	-	-	3.2	-	-	0.3
IAP	-1	100.0	25.4	100.0	100.0	100.0	100.0	100.0	100.0	100.0	31.0	100.0	100.0	91.7
N		7276	1508	1599	1576	1535	1396	1294	1370	1051	1031	1205	1230	22071

\* SHOW CARD

\*\*\* Keyword: Religion



**Table 2298 The religious denomination of R's mother (if R's mother was religious)**

[Questionnaire] (If your mother had religion) What specific denomination was that, if any (PROBE FOR EXACT DENOMINATION)

[VAR] RELDENMA

RESPONSE	PUNCH	03-07	2008	2009	2010	2011	2012	2013	2014	2016	2018	2021	2023	TOTAL
Catholic	1	-	6.5	-	-	-	-	-	-	-	9.0	-	-	0.9
Protestantism	2	-	17.2	-	-	-	-	-	-	-	14.5	-	-	1.8
Buddhism	3	-	44.4	-	-	-	-	-	-	-	41.6	-	-	5.0
OTHER	77	-	4.6	-	-	-	-	-	-	-	0.7	-	-	0.3
IAP	-1	100.0	27.4	100.0	100.0	100.0	100.0	100.0	100.0	100.0	34.2	100.0	100.0	92.0
N			7276	1508	1599	1576	1535	1396	1294	1370	1051	1031	1205	1230 22071

\* SHOW CARD

\*\*\* Keyword: Religion, Denomination

**Table 2299 Father's religion**

[Questionnaire] What was your father's religious preference when you were a child? Was it Protestant, Catholic, Jewish, some other religion, or no religion?

[VAR] RELFA

RESPONSE	PUNCH	03-07	2008	2009	2010	2011	2012	2013	2014	2016	2018	2021	2023	TOTAL
Protestant	1	-	10.7	-	-	-	-	-	-	-	8.1	-	-	1.1
Catholic	2	-	3.0	-	-	-	-	-	-	-	5.6	-	-	0.5
Buddhism	3	-	26.2	-	-	-	-	-	-	-	25.0	-	-	3.0
OTHER	77	-	2.7	-	-	-	-	-	-	-	0.8	-	-	0.2
Can't choose/NA	-8	-	4.2	-	-	-	-	-	-	-	4.7	-	-	0.5
IAP	-1	100.0	53.3	53.3	100.0	100.0	100.0	100.0	100.0	100.0	55.9	100.0	100.0	94.7
N			7276	1508	1599	1576	1535	1396	1294	1370	1051	1031	1205	1230 22071

\* SHOW CARD

\*\*\* Keyword: Religion

**Table 2300 The religious denomination of R's father (if R's father was religious)**

[Questionnaire] (If your father had religion) What specific denomination was that, if any (PROBE FOR EXACT DENOMINATION)

[VAR] RELDENFA

RESPONSE	PUNCH	03-07	2008	2009	2010	2011	2012	2013	2014	2016	2018	2021	2023	TOTAL
Catholic	1	-	3.0	-	-	-	-	-	-	-	5.6	-	-	0.5
Protestantism	2	-	10.7	-	-	-	-	-	-	-	8.2	-	-	1.1
Buddhism	3	-	26.2	-	-	-	-	-	-	-	25.0	-	-	3.0
OTHER	77	-	2.7	-	-	-	-	-	-	-	0.6	-	-	0.2
IAP	-1	100.0	57.5	100.0	100.0	100.0	100.0	100.0	100.0	100.0	60.5	100.0	100.0	95.2
N			7276	1508	1599	1576	1535	1396	1294	1370	1051	1031	1205	1230 22071

\* SHOW CARD

\*\*\* Keyword: Religion, Denomination

**Table 2301 The religion that R was raised in (when R was a child)**

[Questionnaire] What religion, if any, were you raised in? Was it Protestant, Catholic, Jewish, some other religion, or no religion?

[VAR] RELUP

RESPONSE	PUNCH	03-07	2008	2009	2010	2011	2012	2013	2014	2016	2018	2021	2023	TOTAL
Protestant	1	-	17.2	-	-	-	-	-	-	-	14.7	-	-	1.9
Catholic	2	-	5.9	-	-	-	-	-	-	-	8.1	-	-	0.8
Buddhism	3	-	33.8	-	-	-	-	-	-	-	33.6	-	-	3.9
OTHER	77	-	2.8	-	-	-	-	-	-	-	1.6	-	-	0.3
Can't choose/NA	-8	-	0.4	-	-	-	-	-	-	-	4.3	-	-	0.2
IAP	-1	100.0	39.8	100.0	100.0	100.0	100.0	100.0	100.0	100.0	37.7	100.0	100.0	93.0
N			7276	1508	1599	1576	1535	1396	1294	1370	1051	1031	1205	1230 22071

\* SHOW CARD

\*\*\* Keyword: Religion

**Table 2302 The denomination of the religion that R was raised in (if R was raised in religion)**

[Questionnaire] (If you were raised in religion) What specific denomination was that, if any (PROBE FOR EXACT DENOMINATION)

[VAR] RELDENUP

RESPONSE	PUNCH	03-07	2008	2009	2010	2011	2012	2013	2014	2016	2018	2021	2023	TOTAL
Catholic	1	-	5.9	-	-	-	-	-	-	-	8.1	-	-	0.8
Protestantism	2	-	17.2	-	-	-	-	-	-	-	15.6	-	-	1.9
Buddhism	3	-	33.9	-	-	-	-	-	-	-	33.7	-	-	3.9
OTHER	77	-	2.9	-	-	-	-	-	-	-	0.6	-	-	0.2
Can't choose/NA	-8	-	0.0	-	-	-	-	-	-	-	0.0	-	-	0.0
IAP	-1	100.0	40.2	100.0	100.0	100.0	100.0	100.0	100.0	100.0	42.0	100.0	100.0	93.2
N			7276	1508	1599	1576	1535	1396	1294	1370	1051	1031	1205	1230 22071

\* SHOW CARD

\*\*\* Keyword: Religion, Denomination



**Table 2303 R's Spouse's religion**

[Questionnaire] What is your husband's/wife's religious preference?

[VAR] RELSP

RESPONSE	PUNCH	03-07	2008	2009	2010	2011	2012	2013	2014	2016	2018	2021	2023	TOTAL
Protestant	1	-	14.6	-	-	-	-	-	-	-	-	-	-	1.0
Catholic	2	-	6.2	-	-	-	-	-	-	-	-	-	-	0.4
Buddhism	3	-	16.1	-	-	-	-	-	-	-	-	-	-	1.1
OTHER	77	-	0.7	-	-	-	-	-	-	-	-	-	-	0.0
Can't choose/NA	-8	-	0.2	-	-	-	-	-	-	-	-	-	-	0.0
IAP	-1	100.0	62.1	100.0	100.0	100.0	100.0	100.0	100.0	100.0	100.0	100.0	100.0	97.4
N		7276	1508	1599	1576	1535	1396	1294	1370	1051	1031	1205	1230	22071

\* SHOW CARD

\*\*\* Keyword: Religion

**Table 2304 The religious denomination of the spouse (if he/she was religious)**

Questionnaire] (If your husband/wife had religion) What specific denomination was that, if any (PROBE FOR EXACT DENOMINATION)

[VAR] RELDENSP

RESPONSE	PUNCH	03-07	2008	2009	2010	2011	2012	2013	2014	2016	2018	2021	2023	TOTAL
Catholic	1	-	6.2	-	-	-	-	-	-	-	-	-	-	0.4
Protestantism	2	-	14.6	-	-	-	-	-	-	-	-	-	-	1.0
Buddhism	3	-	16.1	-	-	-	-	-	-	-	-	-	-	1.1
OTHER	77	-	0.7	-	-	-	-	-	-	-	-	-	-	0.0
Can't choose/NA	-8	-	0.1	-	-	-	-	-	-	-	-	-	-	0.0
IAP	-1	100.0	62.2	100.0	100.0	100.0	100.0	100.0	100.0	100.0	100.0	100.0	100.0	97.4
N		7276	1508	1599	1576	1535	1396	1294	1370	1051	1031	1205	1230	22071

\*\*\* Keyword: Religion, Denomination

**Table 2305 Frequency of R's mother attended the religious services (when R was a child)**

[Questionnaire] When you were a child, how often did you mother attend religious services?

[VAR] RELATNMA

RESPONSE	PUNCH	03-07	2008	2009	2010	2011	2012	2013	2014	2016	2018	2021	2023	TOTAL
Never	1	-	26.6	-	-	-	-	-	-	-	30.7	-	-	3.3
Less than once a year	2	-	1.7	-	-	-	-	-	-	-	3.5	-	-	0.3
About once or twice a year	3	-	6.6	-	-	-	-	-	-	-	6.8	-	-	0.8
Several times a year	4	-	24.2	-	-	-	-	-	-	-	22.9	-	-	2.7
About once a month	5	-	8.1	-	-	-	-	-	-	-	6.5	-	-	0.9
2-3 times a month	6	-	5.6	-	-	-	-	-	-	-	4.1	-	-	0.6
Nearly every week	7	-	3.6	-	-	-	-	-	-	-	4.4	-	-	0.4
Every week	8	-	10.1	-	-	-	-	-	-	-	8.2	-	-	1.1
Several times a week	9	-	9.5	-	-	-	-	-	-	-	8.1	-	-	1.0
No mother/mother not present	10	-	0.3	-	-	-	-	-	-	-	0.7	-	-	0.1
Can't say/Can't remember	98	-	3.6	-	-	-	-	-	-	-	4.0	-	-	0.4
Can't choose/NA	-8	-	0.1	-	-	-	-	-	-	-	0.2	-	-	0.0
IAP	-1	100.0	0.0	100.0	100.0	100.0	100.0	100.0	100.0	100.0	0.0	100.0	100.0	88.5
N		7276	1508	1599	1576	1535	1396	1294	1370	1051	1031	1205	1230	22071

\* SHOW CARD

\*\*\* Keyword: Religion, Religious Services

**Table 2306 Frequency of R's father attended the religious services (when R was a child)**

[Questionnaire] When you were a child, how often did you father attend religious services?

[VAR] RELATNFA

RESPONSE	PUNCH	03-07	2008	2009	2010	2011	2012	2013	2014	2016	2018	2021	2023	TOTAL
Never	1	-	54.0	-	-	-	-	-	-	-	56.6	-	-	6.3
Less than once a year	2	-	2.7	-	-	-	-	-	-	-	5.2	-	-	0.4
About once or twice a year	3	-	4.9	-	-	-	-	-	-	-	4.8	-	-	0.6
Several times a year	4	-	13.4	-	-	-	-	-	-	-	12.0	-	-	1.5
About once a month	5	-	2.9	-	-	-	-	-	-	-	1.9	-	-	0.3
2-3 times a month	6	-	2.2	-	-	-	-	-	-	-	1.9	-	-	0.2
Nearly every week	7	-	1.6	-	-	-	-	-	-	-	1.9	-	-	0.2
Every week	8	-	7.2	-	-	-	-	-	-	-	6.5	-	-	0.8
Several times a week	9	-	3.6	-	-	-	-	-	-	-	2.8	-	-	0.4
No father/father not present	10	-	1.3	-	-	-	-	-	-	-	1.4	-	-	0.2
Can't say/Can't remember	98	-	5.8	-	-	-	-	-	-	-	4.5	-	-	0.6
Can't choose/NA	-8	-	0.3	-	-	-	-	-	-	-	0.4	-	-	0.0
IAP	-1	100.0	0.0	100.0	100.0	100.0	100.0	100.0	100.0	100.0	0.0	100.0	100.0	88.5
N		7276	1508	1599	1576	1535	1396	1294	1370	1051	1031	1205	1230	22071

\* SHOW CARD

\*\*\* Keyword: Religion, Religious Services



**Table 2307 Frequency of R attended the religious services when R was around 11 or 12**

[Questionnaire] And what about when you were around 11 or 12, how often did you attend religious services then?

[VAR] RELATNUP

RESPONSE	PUNCH	03-07	2008	2009	2010	2011	2012	2013	2014	2016	2018	2021	2023	TOTAL
Never	1	-	48.6	-	-	-	-	-	-	-	48.7	-	-	5.6
Less than once a year	2	-	2.7	-	-	-	-	-	-	-	4.8	-	-	0.4
About once or twice a year	3	-	6.2	-	-	-	-	-	-	-	7.5	-	-	0.8
Several times a year	4	-	13.7	-	-	-	-	-	-	-	10.6	-	-	1.4
About once a month	5	-	3.4	-	-	-	-	-	-	-	1.6	-	-	0.3
2-3 times a month	6	-	3.2	-	-	-	-	-	-	-	2.8	-	-	0.3
Nearly every week	7	-	3.4	-	-	-	-	-	-	-	5.3	-	-	0.5
Every week	8	-	12.3	-	-	-	-	-	-	-	13.1	-	-	1.5
Several times a week	9	-	4.7	-	-	-	-	-	-	-	3.4	-	-	0.5
Can't say/Can't remember	98	-	1.4	-	-	-	-	-	-	-	1.8	-	-	0.2
Can't choose/NA	-8	-	0.4	-	-	-	-	-	-	-	0.3	-	-	0.0
IAP	-1	100.0	0.0	100.0	100.0	100.0	100.0	100.0	100.0	100.0	0.0	100.0	100.0	88.5
N		7276	1508	1599	1576	1535	1396	1294	1370	1051	1031	1205	1230	22071

\* SHOW CARD

\*\*\* Keyword: Religion

**Table 2308 Frequency of R's pray**

[Questionnaire] About how often do you pray?

[VAR] PRAYFREQ

RESPONSE	PUNCH	03-07	2008	2009	2010	2011	2012	2013	2014	2016	2018	2021	2023	TOTAL
Never	1	-	40.5	-	-	-	-	-	-	-	50.6	-	-	5.1
Less than once a year	2	-	2.2	-	-	-	-	-	-	-	2.4	-	-	0.3
About once or twice a year	3	-	3.0	-	-	-	-	-	-	-	3.5	-	-	0.4
Several times a year	4	-	11.1	-	-	-	-	-	-	-	10.3	-	-	1.2
About once a month	5	-	4.0	-	-	-	-	-	-	-	3.0	-	-	0.4
2-3 times a month	6	-	5.0	-	-	-	-	-	-	-	2.2	-	-	0.4
Nearly every week	7	-	2.2	-	-	-	-	-	-	-	3.0	-	-	0.3
Every week	8	-	4.9	-	-	-	-	-	-	-	6.2	-	-	0.6
Several times a week	9	-	7.9	-	-	-	-	-	-	-	17.7	-	-	1.4
Once a day	10	-	7.7	-	-	-	-	-	-	-	0.0	-	-	0.5
Several times a day	11	-	11.1	-	-	-	-	-	-	-	0.0	-	-	0.8
Can't say/Can't remember	98	-	0.4	-	-	-	-	-	-	-	1.0	-	-	0.1
Can't choose/NA	-8	-	0.1	-	-	-	-	-	-	-	0.1	-	-	0.0
IAP	-1	100.0	0.0	100.0	100.0	100.0	100.0	100.0	100.0	100.0	0.0	100.0	100.0	88.5
N		7276	1508	1599	1576	1535	1396	1294	1370	1051	1031	1205	1230	22071

\* SHOW CARD

\*\* 2018 RESPONSE: Never, Less than once a year, About once or twice a year, Several times a year, About once a month, 2-3 times a month, Nearly every week, Every week, Several times a week, Once a day, Several times a day, Can't say/Can't remember

\*\*\* Keyword: Religion

**Table 2309 Frequency of R taking part in activities of a religious group other than attending services**

[Questionnaire] How often do you take part in the activities or organizations of a church or place of worship other than attending services?

[VAR] RELACT

RESPONSE	PUNCH	03-07	2008	2009	2010	2011	2012	2013	2014	2016	2018	2021	2023	TOTAL
Never	1	-	27.6	-	-	-	-	-	-	-	22.9	-	-	3.0
Less than once a year	2	-	1.8	-	-	-	-	-	-	-	2.3	-	-	0.2
About once or twice a year	3	-	3.6	-	-	-	-	-	-	-	1.6	-	-	0.3
Several times a year	4	-	8.3	-	-	-	-	-	-	-	7.7	-	-	0.9
About once a month	5	-	3.0	-	-	-	-	-	-	-	2.1	-	-	0.3
2-3 times a month	6	-	3.2	-	-	-	-	-	-	-	2.5	-	-	0.3
Nearly every week	7	-	1.3	-	-	-	-	-	-	-	1.4	-	-	0.1
Every week	8	-	6.2	-	-	-	-	-	-	-	6.0	-	-	0.7
Several times a week	9	-	5.4	-	-	-	-	-	-	-	4.8	-	-	0.6
No religion	10	-	39.2	-	-	-	-	-	-	-	48.0	-	-	4.9
Can't say	98	-	0.3	-	-	-	-	-	-	-	0.2	-	-	0.0
Can't choose/NA	-8	-	0.0	-	-	-	-	-	-	-	0.6	-	-	0.0
IAP	-1	100.0	0.0	100.0	100.0	100.0	100.0	100.0	100.0	100.0	0.0	100.0	100.0	88.5
N		7276	1508	1599	1576	1535	1396	1294	1370	1051	1031	1205	1230	22071

\* SHOW CARD

\*\*\* Keyword: Religion, Religious Services

**Table 2310 Experience on reading or listening of any holy scripture**

[Questionnaire] During the last 12 months, have you read or listened to the reading of any holy scripture such as the Bible, Buddhist sutra, Koran, or other religious scripture, not counting any reading that happened during a worship service?

[VAR] READBIBL

RESPONSE	PUNCH	03-07	2008	2009	2010	2011	2012	2013	2014	2016	2018	2021	2023	TOTAL
Yes	1	-	-	-	-	-	-	-	-	-	26.6	-	-	1.2
No	2	-	-	-	-	-	-	-	-	-	72.7	-	-	3.4
Can't choose/NA	-8	-	-	-	-	-	-	-	-	-	0.7	-	-	0.0
IAP	-1	100.0	100.0	100.0	100.0	100.0	100.0	100.0	100.0	100.0	0.0	100.0	100.0	95.3
N		7276	1508	1599	1576	1535	1396	1294	1370	1051	1031	1205	1230	22071

\* SHOW CARD

\*\*\* Keyword: Religion



**Table 2311 Whether R has a religious object at home for religious reasons**

[Questionnaire] For religious reasons do you have in your home a shrine, altar, or a religious object on display such as a (COUNTRY-SPECIFIC LIST icon, retablos, mezuzah, menorah, or crucifix)?

[VAR] RELOBJT

RESPONSE	PUNCH	03-07	2008	2009	2010	2011	2012	2013	2014	2016	2018	2021	2023	TOTAL
Yes	1	-	26.0	-	-	-	-	-	-	-	24.7	-	-	2.9
No	2	-	73.6	-	-	-	-	-	-	-	75.1	-	-	8.5
Can't choose/NA	-8	-	0.3	-	-	-	-	-	-	-	0.2	-	-	0.0
IAP	-1	100.0	0.0	100.0	100.0	100.0	100.0	100.0	100.0	100.0	0.0	100.0	100.0	88.5
N		7276	1508	1599	1576	1535	1396	1294	1370	1051	1031	1205	1230	22071

\* SHOW CARD

\*\*\* Keyword: Religion

**Table 2312 Frequency of visiting holy places**

[Questionnaire] How often do you visit a holy place for religious reasons such as going to

[shrine/temple/church/mosque]? Please do not count attending regular religious services at your usual place of worship, if you have one.

[VAR] RELVIST

RESPONSE	PUNCH	03-07	2008	2009	2010	2011	2012	2013	2014	2016	2018	2021	2023	TOTAL
Never	1	-	62.1	-	-	-	-	-	-	-	59.4	-	-	7.0
Less than once a year	2	-	8.7	-	-	-	-	-	-	-	8.6	-	-	1.0
About once or twice a year	3	-	10.9	-	-	-	-	-	-	-	10.8	-	-	1.3
Several times a year	4	-	8.3	-	-	-	-	-	-	-	10.4	-	-	1.1
About once a month or more	5	-	9.9	-	-	-	-	-	-	-	10.7	-	-	1.2
Can't choose/NA	-8	-	0.1	-	-	-	-	-	-	-	0.1	-	-	0.0
IAP	-1	100.0	0.0	100.0	100.0	100.0	100.0	100.0	100.0	100.0	0.0	100.0	100.0	88.5
N		7276	1508	1599	1576	1535	1396	1294	1370	1051	1031	1205	1230	22071

\* SHOW CARD(18)

\*\*\* Keyword: Religion, Religious Services

**Table 2313 Self-evaluation on R's religiousness**

[Questionnaire] Would you describe yourself as...

[VAR] RELIGOUS

RESPONSE	PUNCH	03-07	2008	2009	2010	2011	2012	2013	2014	2016	2018	2021	2023	TOTAL
Extremely religious	1	-	6.8	-	-	-	-	-	-	-	4.9	-	-	0.7
Very religious	2	-	8.8	-	-	-	-	-	-	-	7.2	-	-	0.9
Somewhat religious	3	-	29.4	-	-	-	-	-	-	-	23.7	-	-	3.1
Neither religious nor non-religious	4	-	21.5	-	-	-	-	-	-	-	18.6	-	-	2.3
Somewhat non-religious	5	-	10.1	-	-	-	-	-	-	-	8.5	-	-	1.1
Very non-religious	6	-	6.6	-	-	-	-	-	-	-	13.1	-	-	1.1
Extremely non-religious	7	-	16.2	-	-	-	-	-	-	-	23.1	-	-	2.2
Can't choose/NA	-8	-	0.6	-	-	-	-	-	-	-	0.9	-	-	0.1
IAP	-1	100.0	0.0	100.0	100.0	100.0	100.0	100.0	100.0	100.0	0.0	100.0	100.0	88.5
N		7276	1508	1599	1576	1535	1396	1294	1370	1051	1031	1205	1230	22071

\* SHOW CARD(18)

\*\*\* Keyword: Religion

**Table 2314 Self-evaluation on R's interest in spirituality**

[Questionnaire] What best describes you...

[VAR] SPIRITUA

RESPONSE	PUNCH	03-07	2008	2009	2010	2011	2012	2013	2014	2016	2018	2021	2023	TOTAL
I follow a religion and consider myself to be a spiritual person interested in the sacred or the supernatural	1	-	14.8	-	-	-	-	-	-	-	14.1	-	-	1.7
I follow a religion, but don't consider myself to be a spiritual person interested in the sacred or the supernatural	2	-	42.4	-	-	-	-	-	-	-	37.0	-	-	4.6
I don't follow a religion, but consider myself to a spiritual person interested in the sacred or the supernatural	3	-	8.8	-	-	-	-	-	-	-	8.7	-	-	1.0
I don't follow any religion and don't consider myself to be a spiritual person	4	-	28.8	-	-	-	-	-	-	-	38.4	-	-	3.8
Can't choose/NA	-8	-	5.2	-	-	-	-	-	-	-	1.8	-	-	0.4
IAP	-1	100.0	0.0	100.0	100.0	100.0	100.0	100.0	100.0	100.0	0.0	100.0	100.0	88.5
N		7276	1508	1599	1576	1535	1396	1294	1370	1051	1031	1205	1230	22071

\* SHOW CARD(18)

\*\*\* Keyword: Religion



**Table 2315 Religions are usually a barrier to equality between women and men**

[Questionnaire] Do you agree or disagree with the following statement? Religions are usually a barrier to equality between women and men.

[VAR] RELOBSTA

RESPONSE	PUNCH	03-07	2008	2009	2010	2011	2012	2013	2014	2016	2018	2021	2023	TOTAL
Strongly Agree	1	-	-	-	-	-	-	-	-	-	3.3	-	-	0.2
Agree	2	-	-	-	-	-	-	-	-	-	10.7	-	-	0.5
Neither agree nor disagree	3	-	-	-	-	-	-	-	-	-	43.3	-	-	2.0
Disagree	4	-	-	-	-	-	-	-	-	-	25.9	-	-	1.2
Strongly disagree	5	-	-	-	-	-	-	-	-	-	14.7	-	-	0.7
Can't choose/NA	-8	-	-	-	-	-	-	-	-	-	2.1	-	-	0.1
IAP	-1	100.0	100.0	100.0	100.0	100.0	100.0	100.0	100.0	100.0	0.0	100.0	100.0	95.3
N		7276	1508	1599	1576	1535	1396	1294	1370	1051	1031	1205	1230	22071

\* SHOW CARD

\*\*\* Keyword: Religion, Gender Equality

**Table 2316 Opinion on the truth in religion**

[Questionnaire] Which of the following statements come closest to your own views

[VAR] RELTRUTH

RESPONSE	PUNCH	03-07	2008	2009	2010	2011	2012	2013	2014	2016	2018	2021	2023	TOTAL
There is very little truth in any religion	1	-	11.4	-	-	-	-	-	-	-	-	-	-	0.8
There are basic truths in many religions	2	-	76.5	-	-	-	-	-	-	-	-	-	-	5.2
There is truth only in one religion	3	-	9.8	-	-	-	-	-	-	-	-	-	-	0.7
Can't choose/NA	-8	-	2.3	-	-	-	-	-	-	-	-	-	-	0.2
IAP	-1	100.0	0.0	100.0	100.0	100.0	100.0	100.0	100.0	100.0	100.0	100.0	100.0	93.2
N		7276	1508	1599	1576	1535	1396	1294	1370	1051	1031	1205	1230	22071

**Table 2317 Table 2317 Agree or disagree: Practicing a religion helps finding inner peace and happiness**

[Questionnaire] Do you agree or disagree that practicing a religion helps people to... find inner peace and happiness

[VAR] RELGSTY1

RESPONSE	PUNCH	03-07	2008	2009	2010	2011	2012	2013	2014	2016	2018	2021	2023	TOTAL
Strongly agree	1	-	33.6	-	-	-	-	-	-	-	-	-	-	2.3
Agree	2	-	45.5	-	-	-	-	-	-	-	-	-	-	3.1
Neither agree nor disagree	3	-	14.4	-	-	-	-	-	-	-	-	-	-	1.0
Disagree	4	-	3.5	-	-	-	-	-	-	-	-	-	-	0.2
Strongly disagree	5	-	2.4	-	-	-	-	-	-	-	-	-	-	0.2
Can't choose/NA	-8	-	0.6	-	-	-	-	-	-	-	-	-	-	0.0
IAP	-1	100.0	0.0	100.0	100.0	100.0	100.0	100.0	100.0	100.0	100.0	100.0	100.0	93.2
N		7276	1508	1599	1576	1535	1396	1294	1370	1051	1031	1205	1230	22071

\* SHOW CARD

\*\*\* Keyword: Religion, Happiness

**Table 2318 Agree or disagree: Practicing a religion helps making friends**

[Questionnaire] Do you agree or disagree that practicing a religion helps people to... make friends

[VAR] RELGSTY2

RESPONSE	PUNCH	03-07	2008	2009	2010	2011	2012	2013	2014	2016	2018	2021	2023	TOTAL
Strongly agree	1	-	16.8	-	-	-	-	-	-	-	15.7	-	-	1.9
Agree	2	-	45.3	-	-	-	-	-	-	-	51.5	-	-	5.5
Neither agree nor disagree	3	-	23.5	-	-	-	-	-	-	-	20.7	-	-	2.6
Disagree	4	-	9.1	-	-	-	-	-	-	-	6.2	-	-	0.9
Strongly disagree	5	-	4.4	-	-	-	-	-	-	-	4.7	-	-	0.5
Can't choose/NA	-8	-	0.9	-	-	-	-	-	-	-	1.3	-	-	0.1
IAP	-1	100.0	0.0	100.0	100.0	100.0	100.0	100.0	100.0	100.0	0.0	100.0	100.0	88.5
N		7276	1508	1599	1576	1535	1396	1294	1370	1051	1031	1205	1230	22071

\* SHOW CARD

\*\*\* Keyword: Religion, Friends

**Table 2319 Agree or disagree: Practicing a religion helps people to gain comfort in times of troubles or sorrow**

[Questionnaire] Do you agree or disagree that practicing a religion helps people to... gain comfort in times of trouble or sorrow

[VAR] RELGSTY3

RESPONSE	PUNCH	03-07	2008	2009	2010	2011	2012	2013	2014	2016	2018	2021	2023	TOTAL
Strongly agree	1	-	33.8	-	-	-	-	-	-	-	28.7	-	-	3.7
Agree	2	-	49.0	-	-	-	-	-	-	-	52.5	-	-	5.8
Neither agree nor disagree	3	-	11.3	-	-	-	-	-	-	-	11.9	-	-	1.3
Disagree	4	-	2.8	-	-	-	-	-	-	-	3.1	-	-	0.3
Strongly disagree	5	-	2.5	-	-	-	-	-	-	-	2.5	-	-	0.3
Can't choose/NA	-8	-	0.6	-	-	-	-	-	-	-	1.2	-	-	0.1
IAP	-1	100.0	0.0	100.0	100.0	100.0	100.0	100.0	100.0	100.0	0.0	100.0	100.0	88.5
N		7276	1508	1599	1576	1535	1396	1294	1370	1051	1031	1205	1230	22071

\* SHOW CARD

\*\*\* Keyword: Religion



**Table 2320 Agree or disagree: Practicing a religion helps people to meet the right kind of people**

[Questionnaire] Do you agree or disagree that practicing a religion helps people to... meet the right kind of people

[VAR] RELGSTY4

RESPONSE	PUNCH	03-07	2008	2009	2010	2011	2012	2013	2014	2016	2018	2021	2023	TOTAL
Strongly agree	1	-	16.8	-	-	-	-	-	-	-	-	-	-	1.2
Agree	2	-	43.4	-	-	-	-	-	-	-	-	-	-	3.0
Neither agree nor disagree	3	-	24.7	-	-	-	-	-	-	-	-	-	-	1.7
Disagree	4	-	9.9	-	-	-	-	-	-	-	-	-	-	0.7
Strongly disagree	5	-	4.2	-	-	-	-	-	-	-	-	-	-	0.3
Can't choose/NA	-8	-	0.9	-	-	-	-	-	-	-	-	-	-	0.1
IAP	-1	100.0	0.0	100.0	100.0	100.0	100.0	100.0	100.0	100.0	100.0	100.0	100.0	93.2
N		7276	1508	1599	1576	1535	1396	1294	1370	1051	1031	1205	1230	22071

\* SHOW CARD

\*\*\* Keyword: Religion

**Table 2321 Government's interference in spreading the faith**

[Questionnaire] Do you agree or disagree with the following statements?... Governments should not interfere with the attempts of any religion to spread its faith

[VAR] RELFREE

RESPONSE	PUNCH	03-07	2008	2009	2010	2011	2012	2013	2014	2016	2018	2021	2023	TOTAL
Strongly Agree	1	-	-	-	-	-	-	-	-	-	22.3	-	-	1.0
Agree	2	-	-	-	-	-	-	-	-	-	29.7	-	-	1.4
Neither Agree nor Disagree	3	-	-	-	-	-	-	-	-	-	26.4	-	-	1.2
Disagree	4	-	-	-	-	-	-	-	-	-	16.8	-	-	0.8
Strongly disagree	5	-	-	-	-	-	-	-	-	-	4.3	-	-	0.2
Can't choose/NA	-8	-	-	-	-	-	-	-	-	-	0.6	-	-	0.0
IAP	-1	100.0	100.0	100.0	100.0	100.0	100.0	100.0	100.0	100.0	0.0	100.0	100.0	95.3
N		7276	1508	1599	1576	1535	1396	1294	1370	1051	1031	1205	1230	22071

\* SHOW CARD

\*\*\* Keyword: Government, Religion

**Table 2322 People belonging to different religions cannot get along with each other**

[Questionnaire] Do you agree or disagree with the following statements?... All things considered, people belonging to different religions cannot get along with each other when living close together

[VAR] RELNEIGH

RESPONSE	PUNCH	03-07	2008	2009	2010	2011	2012	2013	2014	2016	2018	2021	2023	TOTAL
Strongly Agree	1	-	-	-	-	-	-	-	-	-	4.2	-	-	0.2
Agree	2	-	-	-	-	-	-	-	-	-	13.0	-	-	0.6
Neither Agree nor Disagree	3	-	-	-	-	-	-	-	-	-	31.5	-	-	1.5
Disagree	4	-	-	-	-	-	-	-	-	-	35.0	-	-	1.6
Strongly disagree	5	-	-	-	-	-	-	-	-	-	15.2	-	-	0.7
Can't choose/NA	-8	-	-	-	-	-	-	-	-	-	1.2	-	-	0.1
IAP	-1	100.0	100.0	100.0	100.0	100.0	100.0	100.0	100.0	100.0	0.0	100.0	100.0	95.3
N		7276	1508	1599	1576	1535	1396	1294	1370	1051	1031	1205	1230	22071

\* SHOW CARD

\*\*\* Keyword: Religion, Neighbor

**Table 2323 Religion represents the past and not the future**

[Questionnaire] Do you agree or disagree with each of the following?... In Korea, religion represents the past and not the future.

[VAR] RELGPST

RESPONSE	PUNCH	03-07	2008	2009	2010	2011	2012	2013	2014	2016	2018	2021	2023	TOTAL
Strongly Agree	1	-	-	-	-	-	-	-	-	-	4.3	-	-	0.2
Agree	2	-	-	-	-	-	-	-	-	-	22.3	-	-	1.0
Neither Agree nor Disagree	3	-	-	-	-	-	-	-	-	-	46.3	-	-	2.2
Disagree	4	-	-	-	-	-	-	-	-	-	17.9	-	-	0.8
Strongly disagree	5	-	-	-	-	-	-	-	-	-	5.5	-	-	0.3
Can't choose/NA	-8	-	-	-	-	-	-	-	-	-	3.7	-	-	0.2
IAP	-1	100.0	100.0	100.0	100.0	100.0	100.0	100.0	100.0	100.0	0.0	100.0	100.0	95.3
N		7276	1508	1599	1576	1535	1396	1294	1370	1051	1031	1205	1230	22071

\* SHOW CARD

\*\*\* Keyword: Religion

**Table 2324 Religion is just as relevant to life today as it was in the past**

[Questionnaire] Do you agree or disagree with each of the following?... In Korea, religion is just as relevant to life today as it was in the past.

[VAR] RELIGLIF

RESPONSE	PUNCH	03-07	2008	2009	2010	2011	2012	2013	2014	2016	2018	2021	2023	TOTAL
Strongly Agree	1	-	-	-	-	-	-	-	-	-	10.3	-	-	0.5
Agree	2	-	-	-	-	-	-	-	-	-	45.8	-	-	2.1
Neither Agree nor Disagree	3	-	-	-	-	-	-	-	-	-	33.6	-	-	1.6
Disagree	4	-	-	-	-	-	-	-	-	-	6.2	-	-	0.3
Strongly disagree	5	-	-	-	-	-	-	-	-	-	2.3	-	-	0.1
Can't choose/NA	-8	-	-	-	-	-	-	-	-	-	1.7	-	-	0.1
IAP	-1	100.0	100.0	100.0	100.0	100.0	100.0	100.0	100.0	100.0	0.0	100.0	100.0	95.3
N		7276	1508	1599	1576	1535	1396	1294	1370	1051	1031	1205	1230	22071

\* SHOW CARD

\*\*\* Keyword: Religion, Life



**Table 2325 Opinion on superstition1: Good luck charms sometimes do bring good luck**

[Questionnaire] To what extent do you agree or disagree with each of the following statements? ... Good luck charms sometimes do bring good luck

[VAR] MYTH1

RESPONSE	PUNCH	03-07	2008	2009	2010	2011	2012	2013	2014	2016	2018	2021	2023	TOTAL
Strongly agree	1	-	3.6	-	-	-	-	-	-	-	-	-	-	0.2
Agree	2	-	28.3	-	-	-	-	-	-	-	-	-	-	1.9
Disagree	3	-	28.3	-	-	-	-	-	-	-	-	-	-	1.9
Strongly disagree	4	-	38.3	-	-	-	-	-	-	-	-	-	-	2.6
Can't choose/NA	-8	-	1.5	-	-	-	-	-	-	-	-	-	-	0.1
IAP	-1	100.0	0.0	100.0	100.0	100.0	100.0	100.0	100.0	100.0	100.0	100.0	100.0	93.2
N		7276	1508	1599	1576	1535	1396	1294	1370	1051	1031	1205	1230	22071

\* SHOW CARD

**Table 2326 Opinion on superstition: some fortune tellers really can foresee the future**

[Questionnaire] To what extent do you agree or disagree with each of the following statements?... Some fortune tellers really can foresee the future

[VAR] MYTH2

RESPONSE	PUNCH	03-07	2008	2009	2010	2011	2012	2013	2014	2016	2018	2021	2023	TOTAL
Strongly agree	1	-	1.3	-	-	-	-	-	-	-	-	-	-	0.1
Agree	2	-	19.4	-	-	-	-	-	-	-	-	-	-	1.3
Disagree	3	-	30.5	-	-	-	-	-	-	-	-	-	-	2.1
Strongly disagree	4	-	47.7	-	-	-	-	-	-	-	-	-	-	3.3
Can't choose/NA	-8	-	1.1	-	-	-	-	-	-	-	-	-	-	0.1
IAP	-1	100.0	0.0	100.0	100.0	100.0	100.0	100.0	100.0	100.0	100.0	100.0	100.0	93.2
N		7276	1508	1599	1576	1535	1396	1294	1370	1051	1031	1205	1230	22071

\* SHOW CARD

\*\*\* Keyword: Future

**Table 2327 Opinion on superstition: some fortune tellers really can foresee the future**

[Questionnaire] To what extent do you agree or disagree with each of the following statements?... Some fortune tellers really can foresee the future

[VAR] MYTH218

RESPONSE	PUNCH	03-07	2008	2009	2010	2011	2012	2013	2014	2016	2018	2021	2023	TOTAL
Strongly agree	1	-	-	-	-	-	-	-	-	-	1.7	0.4	0.3	0.1
Agree	2	-	-	-	-	-	-	-	-	-	9.4	9.6	11.1	1.6
Neither agree nor disagree	3	-	-	-	-	-	-	-	-	-	31.6	31.0	28.1	4.7
Disagree	4	-	-	-	-	-	-	-	-	-	26.0	32.9	36.9	5.1
Strongly disagree	5	-	-	-	-	-	-	-	-	-	30.7	25.4	23.3	4.1
Can't choose/NA	-8	-	-	-	-	-	-	-	-	-	0.7	0.7	0.2	0.1
IAP	-1	100.0	100.0	100.0	100.0	100.0	100.0	100.0	100.0	100.0	0.0	0.0	0.0	84.3
N		7276	1508	1599	1576	1535	1396	1294	1370	1051	1031	1205	1230	22071

\* SHOW CARD

\*\*\* Keyword: Future

**Table 2328 Opinion on superstition: some faith healers do have God-given healing powers**

[Questionnaire] To what extent do you agree or disagree with each of the following statements?... Some faithhealers do have God-given healing powers

[VAR] MYTH3

RESPONSE	PUNCH	03-07	2008	2009	2010	2011	2012	2013	2014	2016	2018	2021	2023	TOTAL
Strongly agree	1	-	1.6	-	-	-	-	-	-	-	-	-	-	0.1
Agree	2	-	18.0	-	-	-	-	-	-	-	-	-	-	1.2
Disagree	3	-	32.1	-	-	-	-	-	-	-	-	-	-	2.2
Strongly disagree	4	-	46.3	-	-	-	-	-	-	-	-	-	-	3.2
Can't choose/NA	-8	-	2.1	-	-	-	-	-	-	-	-	-	-	0.1
IAP	-1	100.0	0.0	100.0	100.0	100.0	100.0	100.0	100.0	100.0	100.0	100.0	100.0	93.2
N		7276	1508	1599	1576	1535	1396	1294	1370	1051	1031	1205	1230	22071

\* SHOW CARD

\*\*\* Keyword: Treatment

**Table 2329 Opinion on superstition: a person's star sign at birth, or horoscope, can affect the course of their future**

[Questionnaire] To what extent do you agree or disagree with each of the following statements?... A person's star sign at birth, or horoscope, can affect the course of their future

[VAR] MYTH4

RESPONSE	PUNCH	03-07	2008	2009	2010	2011	2012	2013	2014	2016	2018	2021	2023	TOTAL
Strongly agree	1	-	1.9	-	-	-	-	-	-	-	-	-	-	0.1
Agree	2	-	19.5	-	-	-	-	-	-	-	-	-	-	1.3
Disagree	3	-	33.1	-	-	-	-	-	-	-	-	-	-	2.3
Strongly disagree	4	-	42.4	-	-	-	-	-	-	-	-	-	-	2.9
Can't choose/NA	-8	-	3.1	-	-	-	-	-	-	-	-	-	-	0.2
IAP	-1	100.0	0.0	100.0	100.0	100.0	100.0	100.0	100.0	100.0	100.0	100.0	100.0	93.2
N		7276	1508	1599	1576	1535	1396	1294	1370	1051	1031	1205	1230	22071

\* SHOW CARD

\*\*\* Keyword: Life, Future



**Table 2330 Opinion on superstition: The Four Pillars (saju) determines a person's life**

[Questionnaire] To what extent do you agree or disagree with each of the following statements?... The Four Pillars(saju) determines a person's life

[VAR] MYTH5

RESPONSE	PUNCH	03-07	2008	2009	2010	2011	2012	2013	2014	2016	2018	2021	2023	TOTAL
Strongly agree	1	-	5.0	-	-	-	-	-	-	-	-	-	-	0.3
Agree	2	-	32.5	-	-	-	-	-	-	-	-	-	-	2.2
Disagree	3	-	28.0	-	-	-	-	-	-	-	-	-	-	1.9
Strongly disagree	4	-	33.3	-	-	-	-	-	-	-	-	-	-	2.3
Can't choose/NA	-8	-	1.2	-	-	-	-	-	-	-	-	-	-	0.1
IAP	-1	100.0	0.0	100.0	100.0	100.0	100.0	100.0	100.0	100.0	100.0	100.0	100.0	93.2
N		7276	1508	1599	1576	1535	1396	1294	1370	1051	1031	1205	1230	22071

\* SHOW CARD

\*\*\* Keyword: Life, Future

\*\*\*\* This variable is not included in the ISSP module, but only KGSS included it

**Table 2331 Opinion on superstition: The Four Pillars (saju) determines a person's life**

[Questionnaire] To what extent do you agree or disagree with each of the following statements?... The Four Pillars(saju) determines a person's life

[VAR] MYTH518

RESPONSE	PUNCH	03-07	2008	2009	2010	2011	2012	2013	2014	2016	2018	2021	2023	TOTAL
Strongly agree	1	-	-	-	-	-	-	-	-	-	2.8	0.5	1.1	0.2
Agree	2	-	-	-	-	-	-	-	-	-	17.7	16.7	17.9	2.7
Neither agree nor disagree	3	-	-	-	-	-	-	-	-	-	31.4	33.4	36.0	5.3
Disagree	4	-	-	-	-	-	-	-	-	-	25.3	28.9	29.3	4.4
Strongly disagree	5	-	-	-	-	-	-	-	-	-	22.0	20.1	15.6	3.0
Can't choose/NA	-8	-	-	-	-	-	-	-	-	-	0.7	0.5	0.2	0.1
IAP	-1	100.0	100.0	100.0	100.0	100.0	100.0	100.0	100.0	100.0	0.0	0.0	0.0	84.3
N		7276	1508	1599	1576	1535	1396	1294	1370	1051	1031	1205	1230	22071

\* SHOW CARD

\*\*\* Keyword: Life, Future

\*\*\*\* This variable is not included in the ISSP module, but only KGSS included it

**Table 2332 Whether to follow the law or the religious principles when they contradict to each other**

[Questionnaire] Suppose a law was passed with conflicted with your religious principles and teachings. Would you...

[VAR] RELCNFT

RESPONSE	PUNCH	03-07	2008	2009	2010	2011	2012	2013	2014	2016	2018	2021	2023	TOTAL
Definitely follow the law	1	-	4.1	-	-	-	-	-	-	-	-	-	-	0.3
Probably follow the law	2	-	18.4	-	-	-	-	-	-	-	-	-	-	1.3
Probably follow your religious principles	3	-	16.6	-	-	-	-	-	-	-	-	-	-	1.1
Definitely follow your religious principles	4	-	7.4	-	-	-	-	-	-	-	-	-	-	0.5
I have no religious principles	5	-	12.7	-	-	-	-	-	-	-	-	-	-	0.9
Can't choose/NA	-8	-	1.6	-	-	-	-	-	-	-	-	-	-	0.1
No religion(IAP)	-1	100.0	39.2	100.0	100.0	100.0	100.0	100.0	100.0	100.0	100.0	100.0	100.0	95.8
N		7276	1508	1599	1576	1535	1396	1294	1370	1051	1031	1205	1230	22071

\*\*\* Keyword: Religion

**Table 2333 Personal attitude towards the members of Christians**

[Questionnaire] What is your personal attitude towards members of the following religious groups?... Christians

[VAR] REGGRP1

RESPONSE	PUNCH	03-07	2008	2009	2010	2011	2012	2013	2014	2016	2018	2021	2023	TOTAL
Very positive	1	-	14.4	-	-	-	-	-	-	-	8.9	-	-	1.4
Somewhat positive	2	-	21.8	-	-	-	-	-	-	-	16.2	-	-	2.2
Neither positive nor negative	3	-	33.4	-	-	-	-	-	-	-	37.3	-	-	4.0
Somewhat negative	4	-	18.0	-	-	-	-	-	-	-	22.5	-	-	2.3
Very negative	5	-	11.3	-	-	-	-	-	-	-	13.4	-	-	1.4
Can't choose/NA	-8	-	1.1	-	-	-	-	-	-	-	1.6	-	-	0.2
IAP	-1	100.0	0.0	100.0	100.0	100.0	100.0	100.0	100.0	100.0	0.0	100.0	100.0	88.5
N		7276	1508	1599	1576	1535	1396	1294	1370	1051	1031	1205	1230	22071

\* SHOW CARD

\*\*\* Keyword: Religion

\*\*\*\* This variable is not included in the ISSP module, but only KGSS included it

**Table 2334 Personal attitude towards the members of Roman Catholicism**

[Questionnaire] What is your personal attitude towards members of the following religious groups?... Roman Catholicism

[VAR] REGGRP2

RESPONSE	PUNCH	03-07	2008	2009	2010	2011	2012	2013	2014	2016	2018	2021	2023	TOTAL
Very positive	1	-	11.1	-	-	-	-	-	-	-	12.0	-	-	1.3
Somewhat positive	2	-	40.5	-	-	-	-	-	-	-	33.0	-	-	4.3
Neither positive nor negative	3	-	34.9	-	-	-	-	-	-	-	40.8	-	-	4.3
Somewhat negative	4	-	7.5	-	-	-	-	-	-	-	8.3	-	-	0.9
Very negative	5	-	5.1	-	-	-	-	-	-	-	4.3	-	-	0.5
Can't choose/NA	-8	-	0.9	-	-	-	-	-	-	-	1.6	-	-	0.1
IAP	-1	100.0	0.0	100.0	100.0	100.0	100.0	100.0	100.0	100.0	0.0	100.0	100.0	88.5
N		7276	1508	1599	1576	1535	1396	1294	1370	1051	1031	1205	1230	22071

\* SHOW CARD

\*\*\* Keyword: Religion

\*\*\*\* This variable is not included in the ISSP module, but only KGSS included it



**Table 2335 Personal attitude towards the members of Buddhists**

[Questionnaire] What is your personal attitude towards members of the following religious groups?... Buddhism

[VAR] REGGRP3

RESPONSE	PUNCH	03-07	2008	2009	2010	2011	2012	2013	2014	2016	2018	2021	2023	TOTAL
Very positive	1	-	12.5	-	-	-	-	-	-	-	9.3	-	-	1.3
Somewhat positive	2	-	38.2	-	-	-	-	-	-	-	38.0	-	-	4.4
Neither positive nor negative	3	-	34.8	-	-	-	-	-	-	-	40.1	-	-	4.3
Somewhat negative	4	-	7.6	-	-	-	-	-	-	-	6.9	-	-	0.8
Very negative	5	-	6.1	-	-	-	-	-	-	-	4.5	-	-	0.6
Can't choose/NA	-8	-	0.9	-	-	-	-	-	-	-	1.3	-	-	0.1
IAP	-1	100.0	0.0	100.0	100.0	100.0	100.0	100.0	100.0	100.0	0.0	100.0	100.0	88.5
N		7276	1508	1599	1576	1535	1396	1294	1370	1051	1031	1205	1230	22071

\* SHOW CARD

\*\*\* Keyword: Religion

\*\*\*\* This variable is not included in the ISSP module, but only KGSS included it

**Table 2336 Personal attitude towards the members of Won-Buddhism**

[Questionnaire] What is your personal attitude towards members of the following religious groups?... Won-Buddhism

[VAR] REGGRP4

RESPONSE	PUNCH	03-07	2008	2009	2010	2011	2012	2013	2014	2016	2018	2021	2023	TOTAL
Very positive	1	-	2.6	-	-	-	-	-	-	-	3.3	-	-	0.3
Somewhat positive	2	-	17.3	-	-	-	-	-	-	-	15.3	-	-	1.9
Neither positive nor negative	3	-	50.9	-	-	-	-	-	-	-	56.5	-	-	6.1
Somewhat negative	4	-	15.5	-	-	-	-	-	-	-	13.7	-	-	1.7
Very negative	5	-	10.4	-	-	-	-	-	-	-	7.2	-	-	1.0
Can't choose/NA	-8	-	3.3	-	-	-	-	-	-	-	4.0	-	-	0.4
IAP	-1	100.0	0.0	100.0	100.0	100.0	100.0	100.0	100.0	100.0	0.0	100.0	100.0	88.5
N		7276	1508	1599	1576	1535	1396	1294	1370	1051	1031	1205	1230	22071

\* SHOW CARD

\*\*\* Keyword: Religion

\*\*\*\* This variable is not included in the ISSP module, but only KGSS included it

**Table 2337 Personal attitude towards the members of The Cheondo religion**

[Questionnaire] What is your personal attitude towards members of the following religious groups?... The Cheondo religion

[VAR] REGGRP5

RESPONSE	PUNCH	03-07	2008	2009	2010	2011	2012	2013	2014	2016	2018	2021	2023	TOTAL
Very positive	1	-	1.5	-	-	-	-	-	-	-	1.1	-	-	0.1
Somewhat positive	2	-	11.5	-	-	-	-	-	-	-	9.0	-	-	1.2
Neither positive nor negative	3	-	51.7	-	-	-	-	-	-	-	58.4	-	-	6.3
Somewhat negative	4	-	17.7	-	-	-	-	-	-	-	16.0	-	-	2.0
Very negative	5	-	13.2	-	-	-	-	-	-	-	9.8	-	-	1.4
Can't choose/NA	-8	-	4.5	-	-	-	-	-	-	-	5.7	-	-	0.6
IAP	-1	100.0	0.0	100.0	100.0	100.0	100.0	100.0	100.0	100.0	0.0	100.0	100.0	88.5
N		7276	1508	1599	1576	1535	1396	1294	1370	1051	1031	1205	1230	22071

\* SHOW CARD

\*\*\* Keyword: Religion

\*\*\*\* This variable is not included in the ISSP module, but only KGSS included it

**Table 2338 Personal attitude towards the members of Muslims**

[Questionnaire] What is your personal attitude towards members of the following religious groups?... Muslims

[VAR] REGGRP6

RESPONSE	PUNCH	03-07	2008	2009	2010	2011	2012	2013	2014	2016	2018	2021	2023	TOTAL
Very positive	1	-	1.5	-	-	-	-	-	-	-	1.3	-	-	0.2
Somewhat positive	2	-	9.8	-	-	-	-	-	-	-	4.2	-	-	0.9
Neither positive nor negative	3	-	50.4	-	-	-	-	-	-	-	44.1	-	-	5.5
Somewhat negative	4	-	17.2	-	-	-	-	-	-	-	22.8	-	-	2.2
Very negative	5	-	16.4	-	-	-	-	-	-	-	22.9	-	-	2.2
Can't choose/NA	-8	-	4.7	-	-	-	-	-	-	-	4.7	-	-	0.5
IAP	-1	100.0	0.0	100.0	100.0	100.0	100.0	100.0	100.0	100.0	0.0	100.0	100.0	88.5
N		7276	1508	1599	1576	1535	1396	1294	1370	1051	1031	1205	1230	22071

\* SHOW CARD

\*\*\* Keyword: Religion

**Table 2339 Personal attitude towards the members of Hindus**

[Questionnaire] What is your personal attitude towards members of the following religious groups?... Hindus

[VAR] REGGRP7

RESPONSE	PUNCH	03-07	2008	2009	2010	2011	2012	2013	2014	2016	2018	2021	2023	TOTAL
Very positive	1	-	1.4	-	-	-	-	-	-	-	1.1	-	-	0.1
Somewhat positive	2	-	8.8	-	-	-	-	-	-	-	4.3	-	-	0.8
Neither positive nor negative	3	-	52.0	-	-	-	-	-	-	-	52.5	-	-	6.0
Somewhat negative	4	-	15.9	-	-	-	-	-	-	-	19.2	-	-	2.0
Very negative	5	-	17.1	-	-	-	-	-	-	-	17.4	-	-	2.0
Can't choose/NA	-8	-	4.8	-	-	-	-	-	-	-	5.5	-	-	0.6
IAP	-1	100.0	0.0	100.0	100.0	100.0	100.0	100.0	100.0	100.0	0.0	100.0	100.0	88.5
N		7276	1508	1599	1576	1535	1396	1294	1370	1051	1031	1205	1230	22071

\* SHOW CARD

\*\*\* Keyword: Religion



**Table 2340 Personal attitude towards the members of Jews**

[Questionnaire] What is your personal attitude towards members of the following religious groups?... Jews

[VAR] REGGRP8

RESPONSE	PUNCH	03-07	2008	2009	2010	2011	2012	2013	2014	2016	2018	2021	2023	TOTAL
Very positive	1	-	1.3	-	-	-	-	-	-	-	1.2	-	-	0.1
Somewhat positive	2	-	10.0	-	-	-	-	-	-	-	6.4	-	-	1.0
Neither positive nor negative	3	-	52.6	-	-	-	-	-	-	-	55.1	-	-	6.2
Somewhat negative	4	-	16.5	-	-	-	-	-	-	-	18.6	-	-	2.0
Very negative	5	-	15.1	-	-	-	-	-	-	-	13.1	-	-	1.6
Can't choose/NA	-8	-	4.7	-	-	-	-	-	-	-	5.6	-	-	0.6
IAP	-1	100.0	0.0	100.0	100.0	100.0	100.0	100.0	100.0	100.0	0.0	100.0	100.0	88.5
N		7276	1508	1599	1576	1535	1396	1294	1370	1051	1031	1205	1230	22071

\* SHOW CARD

\*\*\* Keyword: Religion

**Table 2341 Personal attitude towards the members of Atheists or non-believers**

[Questionnaire] What is your personal attitude towards members of the following religious groups?... Atheists or non-believers

[VAR] REGGRP9

RESPONSE	PUNCH	03-07	2008	2009	2010	2011	2012	2013	2014	2016	2018	2021	2023	TOTAL
Very positive	1	-	6.6	-	-	-	-	-	-	-	10.5	-	-	0.9
Somewhat positive	2	-	16.9	-	-	-	-	-	-	-	18.0	-	-	2.0
Neither positive nor negative	3	-	57.4	-	-	-	-	-	-	-	59.7	-	-	6.7
Somewhat negative	4	-	8.6	-	-	-	-	-	-	-	4.8	-	-	0.8
Very negative	5	-	8.1	-	-	-	-	-	-	-	4.2	-	-	0.7
Can't choose/NA	-8	-	2.3	-	-	-	-	-	-	-	2.7	-	-	0.3
IAP	-1	100.0	0.0	100.0	100.0	100.0	100.0	100.0	100.0	100.0	0.0	100.0	100.0	88.5
N		7276	1508	1599	1576	1535	1396	1294	1370	1051	1031	1205	1230	22071

\* SHOW CARD

\*\*\* Keyword: Religion

## ISSP 2009 Social Inequality

**Table 2342 Estimate on the actual earnings of a doctor in general practice**

[Questionnaire] We would like to know what you think people in these jobs actually earn. Please write in how much you think they usually earn each month, before taxes. Many people are not exactly sure about this, but your best guess will be close enough. This may be difficult, but it is very important. So please try. Please write in how much they actually earn each month, before taxes. (unit : 10,000 WON)... doctor in general practice

[VAR] PAYDOC2

RESPONSE	PUNCH	03-07	2008	2009	2010	2011	2012	2013	2014	2016	2018	2021	2023	TOTAL
Less than 1 million won	1	-	-	0.0	-	-	0.0	-	-	-	-	-	-	0.0
1,000,000-1,990,000	2	-	-	0.4	-	-	0.4	-	-	-	-	-	-	0.0
2,000,000-2,990,000	3	-	-	1.5	-	-	1.2	-	-	-	-	-	-	0.2
3,000,000-4,990,000	4	-	-	11.2	-	-	12.1	-	-	-	-	-	-	1.6
5,000,000-9,990,000	5	-	-	36.4	-	-	40.1	-	-	-	-	-	-	5.2
10,000,000-49,990,000	6	-	-	45.7	-	-	42.3	-	-	-	-	-	-	6.0
50,000,000-99,990,000	7	-	-	1.5	-	-	2.0	-	-	-	-	-	-	0.2
100 million won or over	8	-	-	1.6	-	-	1.6	-	-	-	-	-	-	0.2
Can't choose/NA	-8	-	-	1.8	-	-	0.3	-	-	-	-	-	-	0.1
IAP	-1	100.0	100.0	0.0	100.0	100.0	0.0	100.0	100.0	100.0	100.0	100.0	100.0	86.4
N		7276	1508	1599	1576	1535	1396	1294	1370	1051	1031	1205	1230	22071

\*\*\* Keyword: Occupation, Tax, Doctor

**Table 2343 Estimate on the actual earnings of a chairman of a large corporation**

[Questionnaire] We would like to know what you think people in these jobs actually earn. Please write in how much you think they usually earn each month, before taxes... chairman of a large national corporation

[VAR] PAYEXEC2

RESPONSE	PUNCH	03-07	2008	2009	2010	2011	2012	2013	2014	2016	2018	2021	2023	TOTAL
Less than 1 million won	1	-	-	0.0	-	-	0.0	-	-	-	-	-	-	0.0
1,000,000-1,990,000	2	-	-	0.1	-	-	0.1	-	-	-	-	-	-	0.0
2,000,000-2,990,000	3	-	-	0.4	-	-	1.0	-	-	-	-	-	-	0.1
3,000,000-4,990,000	4	-	-	1.1	-	-	1.3	-	-	-	-	-	-	0.2
5,000,000-9,990,000	5	-	-	6.8	-	-	6.2	-	-	-	-	-	-	0.9
10,000,000-49,990,000	6	-	-	37.5	-	-	31.8	-	-	-	-	-	-	4.7
50,000,000-99,990,000	7	-	-	10.9	-	-	8.9	-	-	-	-	-	-	1.4
100 million won or over	8	-	-	40.6	-	-	50.6	-	-	-	-	-	-	6.1
Can't choose/NA	-8	-	-	2.7	-	-	0.1	-	-	-	-	-	-	0.2
IAP	-1	100.0	100.0	0.0	100.0	100.0	0.0	100.0	100.0	100.0	100.0	100.0	100.0	86.4
N		7276	1508	1599	1576	1535	1396	1294	1370	1051	1031	1205	1230	22071

\*\*\* Keyword: Occupation, Tax, Large Corporations



**Table 2344 Estimate on the actual earnings of a salesclerk**

[Questionnaire] We would like to know what you think people in these jobs actually earn. Please write in how much you think they usually earn each month, before taxes... salesclerk

[VAR] PAYCLRK2

RESPONSE	PUNCH	03-07	2008	2009	2010	2011	2012	2013	2014	2016	2018	2021	2023	TOTAL
Less than 1 million won	1	-	-	10.9	-	-	6.6	-	-	-	-	-	-	1.2
1,000,000-1,990,000	2	-	-	70.5	-	-	64.9	-	-	-	-	-	-	9.2
2,000,000-2,990,000	3	-	-	12.4	-	-	20.4	-	-	-	-	-	-	2.2
3,000,000-4,990,000	4	-	-	3.3	-	-	5.3	-	-	-	-	-	-	0.6
5,000,000-9,990,000	5	-	-	0.9	-	-	2.1	-	-	-	-	-	-	0.2
10,000,000-49,990,000	6	-	-	0.4	-	-	0.4	-	-	-	-	-	-	0.0
50,000,000-99,990,000	7	-	-	0.1	-	-	0.1	-	-	-	-	-	-	0.0
100 million won or over	8	-	-	0.0	-	-	0.1	-	-	-	-	-	-	0.0
Can't choose/NA	-8	-	-	1.7	-	-	0.1	-	-	-	-	-	-	0.1
IAP	-1	100.0	100.0	0.0	100.0	100.0	0.0	100.0	100.0	100.0	100.0	100.0	100.0	86.4
N		7276	1508	1599	1576	1535	1396	1294	1370	1051	1031	1205	1230	22071

\*\*\* Keyword: Occupation, Tax

**Table 2345 Estimate on the actual earnings of an unskilled worker in a factory**

[Questionnaire] We would like to know what you think people in these jobs actually earn. Please write in how much you think they usually earn each month, before taxes... unskilled worker in a factory

[VAR] PAYUNSK2

RESPONSE	PUNCH	03-07	2008	2009	2010	2011	2012	2013	2014	2016	2018	2021	2023	TOTAL
Less than 1 million won	1	-	-	19.2	-	-	8.2	-	-	-	-	-	-	1.9
1,000,000-1,990,000	2	-	-	69.7	-	-	74.4	-	-	-	-	-	-	9.8
2,000,000-2,990,000	3	-	-	8.1	-	-	15.5	-	-	-	-	-	-	1.6
3,000,000-4,990,000	4	-	-	0.8	-	-	1.6	-	-	-	-	-	-	0.2
5,000,000-9,990,000	5	-	-	0.3	-	-	0.0	-	-	-	-	-	-	0.0
10,000,000-49,990,000	6	-	-	0.3	-	-	0.1	-	-	-	-	-	-	0.0
50,000,000-99,990,000	7	-	-	0.0	-	-	0.0	-	-	-	-	-	-	0.0
100 million won or over	8	-	-	0.1	-	-	0.0	-	-	-	-	-	-	0.0
Can't choose/NA	-8	-	-	1.6	-	-	0.1	-	-	-	-	-	-	0.1
IAP	-1	100.0	100.0	0.0	100.0	100.0	0.0	100.0	100.0	100.0	100.0	100.0	100.0	86.4
N		7276	1508	1599	1576	1535	1396	1294	1370	1051	1031	1205	1230	22071

\*\*\* Keyword: Occupation, Tax, Factory

**Table 2346 Estimate on the actual earnings of a cabinet minister in the central government**

[Questionnaire] We would like to know what you think people in these jobs actually earn. Please write in how much you think they usually earn each month, before taxes... cabinet in the central government

[VAR] PAYMINI2

RESPONSE	PUNCH	03-07	2008	2009	2010	2011	2012	2013	2014	2016	2018	2021	2023	TOTAL
Less than 1 million won	1	-	-	0.1	-	-	0.0	-	-	-	-	-	-	0.0
1,000,000-1,990,000	2	-	-	0.8	-	-	0.5	-	-	-	-	-	-	0.1
2,000,000-2,990,000	3	-	-	1.6	-	-	1.3	-	-	-	-	-	-	0.2
3,000,000-4,990,000	4	-	-	12.1	-	-	12.0	-	-	-	-	-	-	1.6
5,000,000-9,990,000	5	-	-	44.9	-	-	46.7	-	-	-	-	-	-	6.2
10,000,000-49,990,000	6	-	-	31.6	-	-	31.2	-	-	-	-	-	-	4.3
50,000,000-99,990,000	7	-	-	3.5	-	-	3.9	-	-	-	-	-	-	0.5
100 million won or over	8	-	-	3.2	-	-	4.2	-	-	-	-	-	-	0.5
Can't choose/NA	-8	-	-	2.3	-	-	0.3	-	-	-	-	-	-	0.2
IAP	-1	100.0	100.0	0.0	100.0	100.0	0.0	100.0	100.0	100.0	100.0	100.0	100.0	86.4
N		7276	1508	1599	1576	1535	1396	1294	1370	1051	1031	1205	1230	22071

\*\*\* Keyword: Occupation, Tax

**Table 2347 Estimate on the actual earnings of a school teacher**

[Questionnaire] We would like to know what you think people in these jobs actually earn. Please write in how much you think they usually earn each month, before taxes... School teacher

[VAR] PAYTCHR2

RESPONSE	PUNCH	03-07	2008	2009	2010	2011	2012	2013	2014	2016	2018	2021	2023	TOTAL
Less than 1 million won	1	-	-	0.2	-	-	0.1	-	-	-	-	-	-	0.0
1,000,000-1,990,000	2	-	-	4.3	-	-	4.3	-	-	-	-	-	-	0.6
2,000,000-2,990,000	3	-	-	29.7	-	-	26.8	-	-	-	-	-	-	3.8
3,000,000-4,990,000	4	-	-	54.2	-	-	55.9	-	-	-	-	-	-	7.5
5,000,000-9,990,000	5	-	-	9.5	-	-	11.8	-	-	-	-	-	-	1.4
10,000,000-49,990,000	6	-	-	0.3	-	-	0.7	-	-	-	-	-	-	0.1
50,000,000-99,990,000	7	-	-	0.1	-	-	0.3	-	-	-	-	-	-	0.0
100 million won or over	8	-	-	0.0	-	-	0.0	-	-	-	-	-	-	0.0
Can't choose/NA	-8	-	-	1.8	-	-	0.1	-	-	-	-	-	-	0.1
IAP	-1	100.0	100.0	0.0	100.0	100.0	0.0	100.0	100.0	100.0	100.0	100.0	100.0	86.4
N		7276	1508	1599	1576	1535	1396	1294	1370	1051	1031	1205	1230	22071

\*\*\* Keyword: Occupation, Tax, School Teacher

\*\*\*\* This variable is not included in the ISSP module, but only KGSS included it



**Table 2348 Estimate on the actual earnings of a rank- and- file business man in a large company**

[Questionnaire] We would like to know what you think people in these jobs actually earn. Please write in how much you think they usually earn each month, before taxes... Rank- and- file business man in a large company

[VAR] PAYNOVC2

RESPONSE	PUNCH	03-07	2008	2009	2010	2011	2012	2013	2014	2016	2018	2021	2023	TOTAL
Less than 1 million won	1	-	-	0.4	-	-	0.2	-	-	-	-	-	-	0.0
1,000,000-1,990,000	2	-	-	19.4	-	-	12.5	-	-	-	-	-	-	2.2
2,000,000-2,990,000	3	-	-	53.5	-	-	45.3	-	-	-	-	-	-	6.7
3,000,000-4,990,000	4	-	-	23.3	-	-	38.8	-	-	-	-	-	-	4.1
5,000,000-9,990,000	5	-	-	1.2	-	-	2.7	-	-	-	-	-	-	0.3
10,000,000-49,990,000	6	-	-	0.3	-	-	0.5	-	-	-	-	-	-	0.1
50,000,000-99,990,000	7	-	-	0.0	-	-	0.0	-	-	-	-	-	-	0.0
100 million won or over	8	-	-	0.0	-	-	0.0	-	-	-	-	-	-	0.0
Can't choose/NA	-8	-	-	1.8	-	-	0.1	-	-	-	-	-	-	0.1
IAP	-1	100.0	100.0	0.0	100.0	100.0	0.0	100.0	100.0	100.0	100.0	100.0	100.0	86.4
N		7276	1508	1599	1576	1535	1396	1294	1370	1051	1031	1205	1230	22071

\*\*\* Keyword: Occupation, Tax, Large Corporations

\*\*\*\* This variable is not included in the ISSP module, but only KGSS included it

**Table 2349 Estimate on the actual earnings of a skilled worker in a factory**

[Questionnaire] We would like to know what you think people in these jobs actually earn. Please write in how much you think they usually earn each month, before taxes... Skilled worker in a factory

[VAR] PAYSKIL2

RESPONSE	PUNCH	03-07	2008	2009	2010	2011	2012	2013	2014	2016	2018	2021	2023	TOTAL
Less than 1 million won	1	-	-	1.1	-	-	0.5	-	-	-	-	-	-	0.1
1,000,000-1,990,000	2	-	-	23.0	-	-	16.1	-	-	-	-	-	-	2.7
2,000,000-2,990,000	3	-	-	42.6	-	-	41.2	-	-	-	-	-	-	5.7
3,000,000-4,990,000	4	-	-	27.9	-	-	35.1	-	-	-	-	-	-	4.2
5,000,000-9,990,000	5	-	-	3.3	-	-	5.9	-	-	-	-	-	-	0.6
10,000,000-49,990,000	6	-	-	0.1	-	-	0.8	-	-	-	-	-	-	0.1
50,000,000-99,990,000	7	-	-	0.0	-	-	0.1	-	-	-	-	-	-	0.0
100 million won or over	8	-	-	0.0	-	-	0.1	-	-	-	-	-	-	0.0
Can't choose/NA	-8	-	-	1.9	-	-	0.1	-	-	-	-	-	-	0.1
IAP	-1	100.0	100.0	0.0	100.0	100.0	0.0	100.0	100.0	100.0	100.0	100.0	100.0	86.4
N		7276	1508	1599	1576	1535	1396	1294	1370	1051	1031	1205	1230	22071

\*\*\* Keyword: Occupation, Tax

\*\*\*\* This variable is not included in the ISSP module, but only KGSS included it

**Table 2350 Estimate on the actual earnings of an owner-manager of a small shop**

[Questionnaire] We would like to know what you think people in these jobs actually earn. Please write in how much you think they usually earn each month, before taxes... Owner-manager of a small shop

[VAR] PAYRETL2

RESPONSE	PUNCH	03-07	2008	2009	2010	2011	2012	2013	2014	2016	2018	2021	2023	TOTAL
Less than 1 million won	1	-	-	8.6	-	-	7.5	-	-	-	-	-	-	1.1
1,000,000-1,990,000	2	-	-	44.0	-	-	46.9	-	-	-	-	-	-	6.1
2,000,000-2,990,000	3	-	-	28.7	-	-	26.9	-	-	-	-	-	-	3.8
3,000,000-4,990,000	4	-	-	13.8	-	-	14.3	-	-	-	-	-	-	1.9
5,000,000-9,990,000	5	-	-	2.7	-	-	3.5	-	-	-	-	-	-	0.4
10,000,000-49,990,000	6	-	-	0.4	-	-	0.8	-	-	-	-	-	-	0.1
50,000,000-99,990,000	7	-	-	0.0	-	-	0.0	-	-	-	-	-	-	0.0
100 million won or over	8	-	-	0.0	-	-	0.0	-	-	-	-	-	-	0.0
Can't choose/NA	-8	-	-	1.9	-	-	0.1	-	-	-	-	-	-	0.1
IAP	-1	100.0	100.0	0.0	100.0	100.0	0.0	100.0	100.0	100.0	100.0	100.0	100.0	86.4
N		7276	1508	1599	1576	1535	1396	1294	1370	1051	1031	1205	1230	22071

\*\*\* Keyword: Occupation, Tax

\*\*\*\* This variable is not included in the ISSP module, but only KGSS included it

**Table 2351 Self-description: person who works hard even with a legitimate reason to take a break**

[Questionnaire] How would you describe yourself as a person... I work hard to complete my daily tasks, even if I am slightly sick or when there is another legitimate reason for taking a break

[VAR] WKNOREST

RESPONSE	PUNCH	03-07	2008	2009	2010	2011	2012	2013	2014	2016	2018	2021	2023	TOTAL
Strongly agree	1	-	-	40.9	-	-	-	-	34.9	-	-	-	-	5.1
Agree	2	-	-	44.4	-	-	-	-	46.4	-	-	-	-	6.1
Disagree	3	-	-	11.1	-	-	-	-	13.5	-	-	-	-	1.6
Strongly disagree	4	-	-	3.1	-	-	-	-	5.0	-	-	-	-	0.5
Can't choose/NA	-8	-	-	0.5	-	-	-	-	0.2	-	-	-	-	0.0
IAP	-1	100.0	100.0	0.0	100.0	100.0	100.0	100.0	0.0	100.0	100.0	100.0	100.0	86.5
N		7276	1508	1599	1576	1535	1396	1294	1370	1051	1031	1205	1230	22071

\* SHOW CARD

\*\*\* Keyword: Work, Job



**Table 2352 Self-description: person who does the best even he/she does not like the job**

[Questionnaire] How would you describe yourself as a person... I perform to the best of my ability even on a task that I do not like

[VAR] WKNOLIKE

RESPONSE	PUNCH	03-07	2008	2009	2010	2011	2012	2013	2014	2016	2018	2021	2023	TOTAL
Strongly agree	1	-	-	32.4	-	-	-	-	30.6	-	-	-	-	4.2
Agree	2	-	-	48.0	-	-	-	-	53.6	-	-	-	-	6.8
Disagree	3	-	-	14.6	-	-	-	-	12.6	-	-	-	-	1.8
Strongly disagree	4	-	-	4.5	-	-	-	-	3.0	-	-	-	-	0.5
Can't choose/NA	-8	-	-	0.5	-	-	-	-	0.1	-	-	-	-	0.0
IAP	-1	100.0	100.0	0.0	100.0	100.0	100.0	100.0	0.0	100.0	100.0	100.0	100.0	86.5
N		7276	1508	1599	1576	1535	1396	1294	1370	1051	1031	1205	1230	22071

\* SHOW CARD

\*\*\* Keyword: Job

**Table 2353 Self-description: person who works hard even it takes long time to show results**

[Questionnaire] How would you describe yourself as a person... I work hard to maintain my performance on a task, even if the task takes a long time to start producing any results

[VAR] WKNORSLT

RESPONSE	PUNCH	03-07	2008	2009	2010	2011	2012	2013	2014	2016	2018	2021	2023	TOTAL
Strongly agree	1	-	-	34.4	-	-	-	-	31.1	-	-	-	-	4.4
Agree	2	-	-	48.6	-	-	-	-	54.4	-	-	-	-	6.9
Disagree	3	-	-	13.7	-	-	-	-	12.7	-	-	-	-	1.8
Strongly disagree	4	-	-	2.4	-	-	-	-	1.6	-	-	-	-	0.3
Can't choose/NA	-8	-	-	0.9	-	-	-	-	0.2	-	-	-	-	0.1
IAP	-1	100.0	100.0	0.0	100.0	100.0	100.0	100.0	0.0	100.0	100.0	100.0	100.0	86.5
N		7276	1508	1599	1576	1535	1396	1294	1370	1051	1031	1205	1230	22071

\* SHOW CARD

\*\*\* Keyword: Job, Performance

**Table 2354 Importance of the wealthy family to get ahead in life**

[Questionnaire] How important do you think it is for getting ahead in life... coming from a wealthy family

[VAR] SUCDWLTH

RESPONSE	PUNCH	03-07	2008	2009	2010	2011	2012	2013	2014	2016	2018	2021	2023	TOTAL
Essential	1	-	-	13.8	-	-	-	-	15.0	-	-	24.8	19.4	4.4
Very important	2	-	-	30.6	-	-	-	-	29.6	-	-	37.7	38.7	8.3
Fairly important	3	-	-	35.8	-	-	-	-	39.1	-	-	26.5	30.4	8.2
Not very important	4	-	-	16.5	-	-	-	-	14.7	-	-	9.0	10.6	3.2
Not important at all	5	-	-	3.1	-	-	-	-	1.7	-	-	1.8	0.8	0.5
Can't choose/NA	-8	-	-	0.2	-	-	-	-	0.0	-	-	0.2	0.0	0.0
IAP	-1	100.0	100.0	0.0	100.0	100.0	100.0	100.0	0.0	100.0	100.0	0.0	0.0	75.5
N		7276	1508	1599	1576	1535	1396	1294	1370	1051	1031	1205	1230	22071

\* SHOW CARD

\*\*\* Keyword: Life, Success

**Table 2355 Importance of having well-educated parents to get ahead in life**

[Questionnaire] How important do you think it is for getting ahead in life... having well-educated parents

[VAR] SUCDPAED

RESPONSE	PUNCH	03-07	2008	2009	2010	2011	2012	2013	2014	2016	2018	2021	2023	TOTAL
Essential	1	-	-	10.1	-	-	-	-	9.9	-	-	21.3	19.5	3.6
Very important	2	-	-	29.3	-	-	-	-	28.5	-	-	38.9	33.7	7.9
Fairly important	3	-	-	37.0	-	-	-	-	41.4	-	-	27.1	32.0	8.5
Not very important	4	-	-	20.6	-	-	-	-	17.7	-	-	10.7	13.3	3.9
Not important at all	5	-	-	3.0	-	-	-	-	2.3	-	-	1.8	1.5	0.5
Can't choose/NA	-8	-	-	0.1	-	-	-	-	0.1	-	-	0.2	0.0	0.0
IAP	-1	100.0	100.0	0.0	100.0	100.0	100.0	100.0	0.0	100.0	100.0	0.0	0.0	75.5
N		37276	1508	1599	1576	1535	1396	1294	1370	1051	1031	1205	1230	22071

\* SHOW CARD

\*\*\* Keyword: Life, Success

**Table 2356 Importance of having a good education to get ahead in life**

[Questionnaire] How important do you think it is for getting ahead in life... having good education yourself

[VAR] SUCDEDUC

RESPONSE	PUNCH	03-07	2008	2009	2010	2011	2012	2013	2014	2016	2018	2021	2023	TOTAL
Essential	1	-	-	15.8	-	-	-	-	15.0	-	-	21.7	19.4	4.3
Very important	2	-	-	41.8	-	-	-	-	41.8	-	-	44.1	45.7	10.6
Fairly important	3	-	-	30.6	-	-	-	-	33.8	-	-	25.9	28.3	7.3
Not very important	4	-	-	10.1	-	-	-	-	8.6	-	-	7.1	5.9	2.0
Not important at all	5	-	-	1.4	-	-	-	-	0.9	-	-	1.2	0.6	0.2
Can't choose/NA	-8	-	-	0.3	-	-	-	-	0.0	-	-	0.2	0.0	0.0
IAP	-1	100.0	100.0	0.0	100.0	100.0	100.0	100.0	0.0	100.0	100.0	0.0	0.0	75.5
N		7276	1508	1599	1576	1535	1396	1294	1370	1051	1031	1205	1230	22071

\* SHOW CARD

\*\*\* Keyword: Life, Success, Educational Attainment



**Table 2357 Importance of having ambition to get ahead in life**

[Questionnaire] How important do you think it is for getting ahead in life... having ambition

[VAR] SUCDAMBT

RESPONSE	PUNCH	03-07	2008	2009	2010	2011	2012	2013	2014	2016	2018	2021	2023	TOTAL
Essential	1	-	-	26.3	-	-	-	-	21.3	-	-	21.2	20.5	5.5
Very important	2	-	-	43.5	-	-	-	-	41.5	-	-	45.8	44.4	10.7
Fairly important	3	-	-	23.7	-	-	-	-	29.2	-	-	25.3	27.4	6.4
Not very important	4	-	-	5.6	-	-	-	-	7.2	-	-	7.1	6.9	1.6
Not important at all	5	-	-	0.8	-	-	-	-	0.7	-	-	0.4	0.7	0.2
Can't choose/NA	-8	-	-	0.2	-	-	-	-	0.1	-	-	0.1	0.1	0.0
IAP	-1	100.0	100.0	0.0	100.0	100.0	100.0	100.0	0.0	100.0	100.0	0.0	0.0	75.5
N		7276	1508	1599	1576	1535	1396	1294	1370	1051	1031	1205	1230	22071

\* SHOW CARD

\*\*\* Keyword: Life, Success

**Table 2358 Importance of hard work to get ahead in life**

[Questionnaire] How important do you think it is for getting ahead in life... hard work

[VAR] SUCDEFRT

RESPONSE	PUNCH	03-07	2008	2009	2010	2011	2012	2013	2014	2016	2018	2021	2023	TOTAL
Essential	1	-	-	43.5	-	-	-	-	33.5	-	-	37.2	35.5	9.2
Very important	2	-	-	43.7	-	-	-	-	45.1	-	-	39.7	44.8	10.6
Fairly important	3	-	-	10.9	-	-	-	-	18.3	-	-	19.5	16.1	3.9
Not very important	4	-	-	1.8	-	-	-	-	2.9	-	-	3.2	3.2	0.7
Not important at all	5	-	-	0.0	-	-	-	-	0.2	-	-	0.4	0.4	0.1
Can't choose/NA	-8	-	-	0.1	-	-	-	-	0.0	-	-	0.0	0.0	0.0
IAP	-1	100.0	100.0	0.0	100.0	100.0	100.0	100.0	0.0	100.0	100.0	0.0	0.0	75.5
N		7276	1508	1599	1576	1535	1396	1294	1370	1051	1031	1205	1230	22071

\* SHOW CARD

\*\*\* Keyword: Life, Success

**Table 2359 Importance of knowing the right people to get ahead in life**

[Questionnaire] How important do you think it is for getting ahead in life... knowing the right people

[VAR] SUCDKNOW

RESPONSE	PUNCH	03-07	2008	2009	2010	2011	2012	2013	2014	2016	2018	2021	2023	TOTAL
Essential	1	-	-	31.0	-	-	-	-	29.0	-	-	29.3	23.7	7.0
Very important	2	-	-	46.2	-	-	-	-	47.2	-	-	49.8	54.1	12.0
Fairly important	3	-	-	19.4	-	-	-	-	19.9	-	-	17.5	19.8	4.7
Not very important	4	-	-	2.9	-	-	-	-	3.6	-	-	3.1	2.0	0.7
Not important at all	5	-	-	0.4	-	-	-	-	0.3	-	-	0.2	0.2	0.1
Can't choose/NA	-8	-	-	0.2	-	-	-	-	0.0	-	-	0.1	0.0	0.0
IAP	-1	100.0	100.0	0.0	100.0	100.0	100.0	100.0	0.0	100.0	100.0	0.0	0.0	75.5
N		7276	1508	1599	1576	1535	1396	1294	1370	1051	1031	1205	1230	22071

\* SHOW CARD

\*\*\* Keyword: Life, Success

**Table 2360 Importance of having political connections to get ahead in life**

[Questionnaire] How important do you think it is for getting ahead in life... having political connections

[VAR] SUCDPOL

RESPONSE	PUNCH	03-07	2008	2009	2010	2011	2012	2013	2014	2016	2018	2021	2023	TOTAL
Essential	1	-	-	5.9	-	-	-	-	8.5	-	-	9.4	6.4	1.8
Very important	2	-	-	20.0	-	-	-	-	21.6	-	-	24.1	20.7	5.3
Fairly important	3	-	-	34.0	-	-	-	-	34.5	-	-	32.0	30.9	8.1
Not very important	4	-	-	31.3	-	-	-	-	28.7	-	-	28.1	32.4	7.4
Not important at all	5	-	-	7.8	-	-	-	-	6.6	-	-	6.0	9.3	1.8
Can't choose/NA	-8	-	-	1.0	-	-	-	-	0.1	-	-	0.4	0.3	0.1
IAP	-1	100.0	100.0	0.0	100.0	100.0	100.0	100.0	0.0	100.0	100.0	0.0	0.0	75.5
N		7276	1508	1599	1576	1535	1396	1294	1370	1051	1031	1205	1230	22071

\* SHOW CARD

\*\*\* Keyword: Life, Success

**Table 2361 Importance of giving bribes to get ahead in life**

[Questionnaire] How important do you think it is for getting ahead in life... giving bribes

[VAR] SUCDBRIB

RESPONSE	PUNCH	03-07	2008	2009	2010	2011	2012	2013	2014	2016	2018	2021	2023	TOTAL
Essential	1	-	-	1.3	-	-	-	-	2.3	-	-	4.6	2.4	0.6
Very important	2	-	-	5.4	-	-	-	-	7.9	-	-	15.6	12.6	2.4
Fairly important	3	-	-	22.8	-	-	-	-	21.4	-	-	21.0	15.6	5.0
Not very important	4	-	-	35.1	-	-	-	-	37.7	-	-	32.9	37.1	8.7
Not important at all	5	-	-	34.5	-	-	-	-	30.6	-	-	25.5	30.8	7.5
Can't choose/NA	-8	-	-	0.8	-	-	-	-	0.1	-	-	0.5	1.5	0.2
IAP	-1	100.0	100.0	0.0	100.0	100.0	100.0	100.0	0.0	100.0	100.0	0.0	0.0	75.5
N		7276	1508	1599	1576	1535	1396	1294	1370	1051	1031	1205	1230	22071

\* SHOW CARD

\*\*\* Keyword: Life, Success



**Table 2362 Importance of race to get ahead in life**

[Questionnaire] How important do you think it is for getting ahead in life... race

[VAR] SUCDRACE

RESPONSE	PUNCH	03-07	2008	2009	2010	2011	2012	2013	2014	2016	2018	2021	2023	TOTAL
Essential	1	-	-	0.9	-	-	-	-	2.0	-	-	5.7	3.3	0.7
Very important	2	-	-	7.3	-	-	-	-	9.5	-	-	18.9	18.7	3.2
Fairly important	3	-	-	20.9	-	-	-	-	19.5	-	-	28.1	28.3	5.8
Not very important	4	-	-	42.2	-	-	-	-	43.1	-	-	30.2	34.6	9.3
Not important at all	5	-	-	27.6	-	-	-	-	25.7	-	-	16.5	13.7	5.3
Can't choose/NA	-8	-	-	1.1	-	-	-	-	0.2	-	-	0.5	1.4	0.2
IAP	-1	100.0	100.0	0.0	100.0	100.0	100.0	100.0	0.0	100.0	100.0	0.0	0.0	75.5
N		7276	1508	1599	1576	1535	1396	1294	1370	1051	1031	1205	1230	22071

\* SHOW CARD

\*\*\* Keyword: Life, Success, Ethnic Group

**Table 2363 Importance of religion to get ahead in life**

[Questionnaire] How important do you think it is for getting ahead in life... religion

[VAR] SUCDREL

RESPONSE	PUNCH	03-07	2008	2009	2010	2011	2012	2013	2014	2016	2018	2021	2023	TOTAL
Essential	1	-	-	3.4	-	-	-	-	3.3	-	-	3.7	2.8	0.8
Very important	2	-	-	9.2	-	-	-	-	6.8	-	-	17.1	12.5	2.7
Fairly important	3	-	-	18.7	-	-	-	-	15.8	-	-	24.9	24.1	5.0
Not very important	4	-	-	41.4	-	-	-	-	46.4	-	-	36.5	41.1	10.2
Not important at all	5	-	-	27.0	-	-	-	-	27.6	-	-	17.6	18.5	5.7
Can't choose/NA	-8	-	-	0.3	-	-	-	-	0.2	-	-	0.3	1.1	0.1
IAP	-1	100.0	100.0	0.0	100.0	100.0	100.0	100.0	0.0	100.0	100.0	0.0	0.0	75.5
N		7276	1508	1599	1576	1535	1396	1294	1370	1051	1031	1205	1230	22071

\* SHOW CARD

\*\*\* Keyword: Success, Life, Religion

**Table 2364 Importance of gender to get ahead in life**

[Questionnaire] How important do you think it is for getting ahead in life... gender

[VAR] SUCDSEX

RESPONSE	PUNCH	03-07	2008	2009	2010	2011	2012	2013	2014	2016	2018	2021	2023	TOTAL
Essential	1	-	-	1.6	-	-	-	-	2.8	-	-	3.1	1.7	0.6
Very important	2	-	-	8.1	-	-	-	-	9.0	-	-	21.7	16.6	3.3
Fairly important	3	-	-	27.2	-	-	-	-	25.3	-	-	32.5	31.7	7.1
Not very important	4	-	-	41.5	-	-	-	-	41.7	-	-	29.3	37.5	9.3
Not important at all	5	-	-	21.1	-	-	-	-	21.2	-	-	13.1	11.7	4.2
Can't choose/NA	-8	-	-	0.5	-	-	-	-	0.1	-	-	0.3	0.8	0.1
IAP	-1	100.0	100.0	0.0	100.0	100.0	100.0	100.0	0.0	100.0	100.0	0.0	0.0	75.5
N		7276	1508	1599	1576	1535	1396	1294	1370	1051	1031	1205	1230	22071

\* SHOW CARD

\*\*\* Keyword: Success, Life

**Table 2365 Agree or disagree: To get all the way to the top in Korea today, you have to be corrupt**

[Questionnaire] To what extent do you agree or disagree with the following statements?... To get all the way to the top in Korea today, you have to be corrupt

[VAR] CRRPTSUCD

RESPONSE	PUNCH	03-07	2008	2009	2010	2011	2012	2013	2014	2016	2018	2021	2023	TOTAL
Strongly agree	1	-	-	11.8	-	-	-	-	11.4	-	-	-	-	1.6
Agree	2	-	-	38.1	-	-	-	-	40.3	-	-	-	-	5.3
Neither agree nor disagree	3	-	-	21.0	-	-	-	-	21.3	-	-	-	-	2.8
Disagree	4	-	-	14.4	-	-	-	-	17.2	-	-	-	-	2.1
Strongly disagree	5	-	-	14.1	-	-	-	-	9.8	-	-	-	-	1.6
Can't choose/NA	-8	-	-	0.7	-	-	-	-	0.0	-	-	-	-	0.0
IAP	-1	100.0	100.0	0.0	100.0	100.0	100.0	100.0	0.0	100.0	100.0	100.0	100.0	86.5
N		7276	1508	1599	1576	1535	1396	1294	1370	1051	1031	1205	1230	22071

\* SHOW CARD

\*\*\* Keyword: Corruption

**Table 2366 Agree or disagree: In Korea only students from the best secondary schools have a good chance to obtain a university education**

[Questionnaire] To what extent do you agree or disagree with the following statements?... In Korea only students from the best secondary schools have a good chance to obtain a university education

[VAR] GOODSCHL

RESPONSE	PUNCH	03-07	2008	2009	2010	2011	2012	2013	2014	2016	2018	2021	2023	TOTAL
Strongly agree	1	-	-	15.2	-	-	-	-	10.3	-	-	-	-	1.7
Agree	2	-	-	37.1	-	-	-	-	36.6	-	-	-	-	5.0
Neither agree nor disagree	3	-	-	17.4	-	-	-	-	22.0	-	-	-	-	2.6
Disagree	4	-	-	20.7	-	-	-	-	23.1	-	-	-	-	2.9
Strongly disagree	5	-	-	9.2	-	-	-	-	7.9	-	-	-	-	1.2
Can't choose/NA	-8	-	-	0.4	-	-	-	-	0.1	-	-	-	-	0.0
IAP	-1	100.0	100.0	0.0	100.0	100.0	100.0	100.0	0.0	100.0	100.0	100.0	100.0	86.5
N		7276	1508	1599	1576	1535	1396	1294	1370	1051	1031	1205	1230	22071

\* SHOW CARD



**Table 2367 Agree or disagree: In Korea, only the rich can afford the costs of attending university**

[Questionnaire] To what extent do you agree or disagree with the following statements?... In Korea, only the rich can afford the costs of attending university

RESPONSE	PUNCH	03-07	2008	2009	2010	2011	2012	2013	2014	2016	2018	2021	2023	TOTAL
Strongly agree	1	-	-	17.7	-	-	-	-	10.1	-	-	-	-	1.9
Agree	2	-	-	38.8	-	-	-	-	36.0	-	-	-	-	5.0
Neither agree nor disagree	3	-	-	15.3	-	-	-	-	23.3	-	-	-	-	2.6
Disagree	4	-	-	21.5	-	-	-	-	23.7	-	-	-	-	3.0
Strongly disagree	5	-	-	6.3	-	-	-	-	6.9	-	-	-	-	0.9
Can't choose/NA	-8	-	-	0.5	-	-	-	-	0.0	-	-	-	-	0.0
IAP	-1	100.0	100.0	0.0	100.0	100.0	100.0	100.0	0.0	100.0	100.0	100.0	100.0	86.5
N		7276	1508	1599	1576	1535	1396	1294	1370	1051	1031	1205	1230	22071

\* SHOW CARD

**Table 2368 Agree or disagree: In Korea people have the same chances to enter university, regardless of their gender, ethnicity or social background**

[Questionnaire] To what extent do you agree or disagree with the following statements?... In Korea people have the same chances to enter university, regardless of their gender, ethnicity or social background.

[VAR] UNIVEQUL

RESPONSE	PUNCH	03-07	2008	2009	2010	2011	2012	2013	2014	2016	2018	2021	2023	TOTAL
Strongly agree	1	-	-	20.8	-	-	-	-	19.5	-	-	-	-	2.7
Agree	2	-	-	36.4	-	-	-	-	36.6	-	-	-	-	4.9
Neither agree nor disagree	3	-	-	19.4	-	-	-	-	22.9	-	-	-	-	2.8
Disagree	4	-	-	18.0	-	-	-	-	17.4	-	-	-	-	2.4
Strongly disagree	5	-	-	4.8	-	-	-	-	3.5	-	-	-	-	0.6
Can't choose/NA	-8	-	-	0.7	-	-	-	-	0.1	-	-	-	-	0.1
IAP	-1	100.0	100.0	0.0	100.0	100.0	100.0	100.0	0.0	100.0	100.0	100.0	100.0	86.6
N		7276	1508	1599	1576	1535	1396	1294	1370	1051	1031	1205	1230	22071

\* SHOW CARD

\*\*\* Keyword: Ethnic Group

**Table 2369 Appropriate amount of monthly income for a doctor in general practice**

[Questionnaire] Next, what do you think people in these jobs ought to be paid. How much do you think they should earn each month, before taxes, regardless of what they actually get...Please write in how much they SHOULD earn each month, before taxes. (unit : 10,000 WON)... Doctor in general practice

[VAR] GIVDOC2

RESPONSE	PUNCH	03-07	2008	2009	2010	2011	2012	2013	2014	2016	2018	2021	2023	TOTAL
Less than 1 million won	1	-	-	0.0	-	-	0.0	-	-	-	-	-	-	0.0
1,000,000-1,990,000	2	-	-	0.5	-	-	0.8	-	-	-	-	-	-	0.1
2,000,000-2,990,000	3	-	-	2.1	-	-	2.1	-	-	-	-	-	-	0.3
3,000,000-4,990,000	4	-	-	16.9	-	-	14.5	-	-	-	-	-	-	2.1
5,000,000-9,990,000	5	-	-	45.0	-	-	49.2	-	-	-	-	-	-	6.4
10,000,000-49,990,000	6	-	-	31.6	-	-	30.9	-	-	-	-	-	-	4.2
50,000,000-99,990,000	7	-	-	1.3	-	-	1.4	-	-	-	-	-	-	0.2
100 million won or over	8	-	-	0.6	-	-	1.1	-	-	-	-	-	-	0.1
Can't choose/NA	-8	-	-	2.0	-	-	0.1	-	-	-	-	-	-	0.2
IAP	-1	100.0	100.0	0.0	100.0	100.0	0.0	100.0	100.0	100.0	100.0	100.0	100.0	86.4
N		7276	1508	1599	1576	1535	1396	1294	1370	1051	1031	1205	1230	22071

\*\*\* Keyword: Occupation, Tax, Doctor

**Table 2370 Appropriate amount of monthly income for a chairman of a large corporation**

[Questionnaire] Next, what do you think people in these jobs ought to be paid. How much do you think they should earn each month, before taxes, regardless of what they actually get...Please write in how much they SHOULD earn each month, before taxes. (unit : 10,000 WON)... Chairman of a large national corporation

[VAR] GIVEXEC2

RESPONSE	PUNCH	03-07	2008	2009	2010	2011	2012	2013	2014	2016	2018	2021	2023	TOTAL
Less than 1 million won	1	-	-	0.1	-	-	0.1	-	-	-	-	-	-	0.0
1,000,000-1,990,000	2	-	-	0.7	-	-	1.1	-	-	-	-	-	-	0.1
2,000,000-2,990,000	3	-	-	1.0	-	-	1.2	-	-	-	-	-	-	0.1
3,000,000-4,990,000	4	-	-	3.8	-	-	2.4	-	-	-	-	-	-	0.4
5,000,000-9,990,000	5	-	-	16.4	-	-	15.8	-	-	-	-	-	-	2.2
10,000,000-49,990,000	6	-	-	41.1	-	-	34.8	-	-	-	-	-	-	5.2
50,000,000-99,990,000	7	-	-	10.6	-	-	10.1	-	-	-	-	-	-	1.4
100 million won or over	8	-	-	23.9	-	-	34.4	-	-	-	-	-	-	3.9
Can't choose/NA	-8	-	-	2.4	-	-	0.1	-	-	-	-	-	-	0.2
IAP	-1	100.0	100.0	0.0	100.0	100.0	0.0	100.0	100.0	100.0	100.0	100.0	100.0	86.4
N		7276	1508	1599	1576	1535	1396	1294	1370	1051	1031	1205	1230	22071

\*\*\* Keyword: Occupation, Tax, Large Corporations



**Table 2371 Appropriate amount of monthly income for a salesclerk**

[Questionnaire] Next, what do you think people in these jobs ought to be paid. How much do you think they should earn each month, before taxes, regardless of what they actually get...Please write in how much they SHOULD earn each month, before taxes. (unit : 10,000 WON)... Salesclerk

[VAR] GIVCLRK2

RESPONSE	PUNCH	03-07	2008	2009	2010	2011	2012	2013	2014	2016	2018	2021	2023	TOTAL
Less than 1 million won	1	-	-	2.0	-	-	1.9	-	-	-	-	-	-	0.3
1,000,000-1,990,000	2	-	-	44.8	-	-	37.6	-	-	-	-	-	-	5.6
2,000,000-2,990,000	3	-	-	40.6	-	-	47.0	-	-	-	-	-	-	5.9
3,000,000-4,990,000	4	-	-	9.3	-	-	10.5	-	-	-	-	-	-	1.3
5,000,000-9,990,000	5	-	-	0.9	-	-	2.3	-	-	-	-	-	-	0.2
10,000,000-49,990,000	6	-	-	0.3	-	-	0.6	-	-	-	-	-	-	0.1
50,000,000-99,990,000	7	-	-	0.1	-	-	0.0	-	-	-	-	-	-	0.0
100 million won or over	8	-	-	0.0	-	-	0.0	-	-	-	-	-	-	0.0
Can't choose/NA	-8	-	-	2.1	-	-	0.1	-	-	-	-	-	-	0.2
IAP	-1	100.0	100.0	0.0	100.0	100.0	0.0	100.0	100.0	100.0	100.0	100.0	100.0	86.4
N		7276	1508	1599	1576	1535	1396	1294	1370	1051	1031	1205	1230	22071

\*\*\* Keyword: Occupation, Tax

**Table 2372 Appropriate amount of monthly income for an unskilled worker in a factory**

[Questionnaire] Next, what do you think people in these jobs ought to be paid. How much do you think they should earn each month, before taxes, regardless of what they actually get...Please write in how much they SHOULD earn each month, before taxes. (unit : 10,000 WON)... Unskilled worker in a factory

[VAR] GIVUNSK2

RESPONSE	PUNCH	03-07	2008	2009	2010	2011	2012	2013	2014	2016	2018	2021	2023	TOTAL
Less than 1 million won	1	-	-	3.2	-	-	1.8	-	-	-	-	-	-	0.3
1,000,000-1,990,000	2	-	-	53.0	-	-	41.6	-	-	-	-	-	-	6.5
2,000,000-2,990,000	3	-	-	34.2	-	-	47.7	-	-	-	-	-	-	5.5
3,000,000-4,990,000	4	-	-	6.9	-	-	8.0	-	-	-	-	-	-	1.0
5,000,000-9,990,000	5	-	-	0.5	-	-	0.6	-	-	-	-	-	-	0.1
10,000,000-49,990,000	6	-	-	0.1	-	-	0.1	-	-	-	-	-	-	0.0
50,000,000-99,990,000	7	-	-	0.1	-	-	0.0	-	-	-	-	-	-	0.0
100 million won or over	8	-	-	0.0	-	-	0.0	-	-	-	-	-	-	0.0
Can't choose/NA	-8	-	-	2.0	-	-	0.1	-	-	-	-	-	-	0.2
IAP	-1	100.0	100.0	0.0	100.0	100.0	0.0	100.0	100.0	100.0	100.0	100.0	100.0	86.4
N		7276	1508	1599	1576	1535	1396	1294	1370	1051	1031	1205	1230	22071

\*\*\* Keyword: Occupation, Tax, Factory

**Table 2373 Appropriate amount of monthly income for a cabinet minister in the central government**

[Questionnaire] Next, what do you think people in these jobs ought to be paid. How much do you think they should earn each month, before taxes, regardless of what they actually get...Please write in how much they SHOULD earn each month, before taxes. (unit : 10,000 WON)... Cabinet in the central government

[VAR] GIVMINI2

RESPONSE	PUNCH	03-07	2008	2009	2010	2011	2012	2013	2014	2016	2018	2021	2023	TOTAL
Less than 1 million won	1	-	-	0.8	-	-	0.4	-	-	-	-	-	-	0.1
1,000,000-1,990,000	2	-	-	2.4	-	-	2.0	-	-	-	-	-	-	0.3
2,000,000-2,990,000	3	-	-	4.9	-	-	5.0	-	-	-	-	-	-	0.7
3,000,000-4,990,000	4	-	-	22.1	-	-	20.0	-	-	-	-	-	-	2.9
5,000,000-9,990,000	5	-	-	42.8	-	-	49.1	-	-	-	-	-	-	6.2
10,000,000-49,990,000	6	-	-	21.4	-	-	18.6	-	-	-	-	-	-	2.7
50,000,000-99,990,000	7	-	-	1.6	-	-	2.7	-	-	-	-	-	-	0.3
100 million won or over	8	-	-	1.8	-	-	2.1	-	-	-	-	-	-	0.3
Can't choose/NA	-8	-	-	2.2	-	-	0.1	-	-	-	-	-	-	0.2
IAP	-1	100.0	100.0	0.0	100.0	100.0	0.0	100.0	100.0	100.0	100.0	100.0	100.0	86.4
N		7276	1508	1599	1576	1535	1396	1294	1370	1051	1031	1205	1230	22071

\*\*\* Keyword: Occupation, Tax

**Table 2374 Appropriate amount of monthly income for a school teacher**

[Questionnaire] Next, what do you think people in these jobs ought to be paid. How much do you think they should earn each month, before taxes, regardless of what they actually get...Please write in how much they SHOULD earn each month, before taxes. (unit : 10,000 WON)... School teacher

[VAR] GIVTCHR2

RESPONSE	PUNCH	03-07	2008	2009	2010	2011	2012	2013	2014	2016	2018	2021	2023	TOTAL
Less than 1 million won	1	-	-	0.1	-	-	0.1	-	-	-	-	-	-	0.0
1,000,000-1,990,000	2	-	-	2.3	-	-	3.4	-	-	-	-	-	-	0.4
2,000,000-2,990,000	3	-	-	26.2	-	-	22.7	-	-	-	-	-	-	3.3
3,000,000-4,990,000	4	-	-	56.9	-	-	58.9	-	-	-	-	-	-	7.8
5,000,000-9,990,000	5	-	-	11.5	-	-	14.1	-	-	-	-	-	-	1.7
10,000,000-49,990,000	6	-	-	0.8	-	-	0.4	-	-	-	-	-	-	0.1
50,000,000-99,990,000	7	-	-	0.1	-	-	0.0	-	-	-	-	-	-	0.0
100 million won or over	8	-	-	0.1	-	-	0.3	-	-	-	-	-	-	0.0
Can't choose/NA	-8	-	-	2.0	-	-	0.1	-	-	-	-	-	-	0.2
IAP	-1	100.0	100.0	0.0	100.0	100.0	0.0	100.0	100.0	100.0	100.0	100.0	100.0	86.4
N		7276	1508	1599	1576	1535	1396	1294	1370	1051	1031	1205	1230	22071

\*\*\* Keyword: Occupation, Tax, School Teacher

\*\*\*\* This variable is not included in the ISSP module, but only KGSS included it



**Table 2375 Appropriate amount of monthly income for a rank- and- file business man in a large company**

[Questionnaire] Next, what do you think people in these jobs ought to be paid. How much do you think they should earn each month, before taxes, regardless of what they actually get...Please write in how much they SHOULD earn each month, before taxes. (unit : 10,000 WON)... Rank- and- file business man in a large company

[VAR] GIVNOVC2

RESPONSE	PUNCH	03-07	2008	2009	2010	2011	2012	2013	2014	2016	2018	2021	2023	TOTAL
Less than 1 million won	1	-	-	0.3	-	-	0.3	-	-	-	-	-	-	0.0
1,000,000-1,990,000	2	-	-	16.1	-	-	11.5	-	-	-	-	-	-	1.9
2,000,000-2,990,000	3	-	-	54.7	-	-	48.4	-	-	-	-	-	-	7.0
3,000,000-4,990,000	4	-	-	25.6	-	-	36.4	-	-	-	-	-	-	4.2
5,000,000-9,990,000	5	-	-	1.2	-	-	2.3	-	-	-	-	-	-	0.2
10,000,000-49,990,000	6	-	-	0.2	-	-	1.0	-	-	-	-	-	-	0.1
50,000,000-99,990,000	7	-	-	0.0	-	-	0.0	-	-	-	-	-	-	0.0
100 million won or over	8	-	-	0.0	-	-	0.0	-	-	-	-	-	-	0.0
Can't choose/NA	-8	-	-	2.0	-	-	0.1	-	-	-	-	-	-	0.2
IAP	-1	100.0	100.0	0.0	100.0	100.0	0.0	100.0	100.0	100.0	100.0	100.0	100.0	86.4
N		7276	1508	1599	1576	1535	1396	1294	1370	1051	1031	1205	1230	22071

\*\*\* Keyword: Occupation, Tax, Large Corporations

\*\*\*\* This variable is not included in the ISSP module, but only KGSS included it

**Table 2376 Appropriate amount of monthly income for a skilled worker in a factory**

[Questionnaire] Next, what do you think people in these jobs ought to be paid. How much do you think they should earn each month, before taxes, regardless of what they actually get...Please write in how much they SHOULD earn each month, before taxes. (unit : 10,000 WON)... Skilled worker in a factory

[VAR] GIVSKIL2

RESPONSE	PUNCH	03-07	2008	2009	2010	2011	2012	2013	2014	2016	2018	2021	2023	TOTAL
Less than 1 million won	1	-	-	0.4	-	-	0.5	-	-	-	-	-	-	0.1
1,000,000-1,990,000	2	-	-	10.6	-	-	8.2	-	-	-	-	-	-	1.3
2,000,000-2,990,000	3	-	-	37.1	-	-	30.4	-	-	-	-	-	-	4.6
3,000,000-4,990,000	4	-	-	42.1	-	-	46.9	-	-	-	-	-	-	6.0
5,000,000-9,990,000	5	-	-	7.2	-	-	12.1	-	-	-	-	-	-	1.3
10,000,000-49,990,000	6	-	-	0.5	-	-	1.6	-	-	-	-	-	-	0.1
50,000,000-99,990,000	7	-	-	0.1	-	-	0.1	-	-	-	-	-	-	0.0
100 million won or over	8	-	-	0.0	-	-	0.0	-	-	-	-	-	-	0.0
Can't choose/NA	-8	-	-	2.1	-	-	0.1	-	-	-	-	-	-	0.2
IAP	-1	100.0	100.0	0.0	100.0	100.0	0.0	100.0	100.0	100.0	100.0	100.0	100.0	86.4
N		7276	1508	1599	1576	1535	1396	1294	1370	1051	1031	1205	1230	22071

\*\*\* Keyword: Occupation, Tax

\*\*\*\* This variable is not included in the ISSP module, but only KGSS included it

**Table 2377 Appropriate amount of monthly income for an owner-manager of a small shop**

[Questionnaire] Next, what do you think people in these jobs ought to be paid. How much do you think they should earn each month, before taxes, regardless of what they actually get...Please write in how much they SHOULD earn each month, before taxes. (unit : 10,000 WON)... Owner-manager of a small shop

[VAR] GIVRETL2

RESPONSE	PUNCH	03-07	2008	2009	2010	2011	2012	2013	2014	2016	2018	2021	2023	TOTAL
Less than 1 million won	1	-	-	2.5	-	-	2.6	-	-	-	-	-	-	0.3
1,000,000-1,990,000	2	-	-	26.5	-	-	24.4	-	-	-	-	-	-	3.5
2,000,000-2,990,000	3	-	-	38.2	-	-	37.2	-	-	-	-	-	-	5.1
3,000,000-4,990,000	4	-	-	24.8	-	-	28.2	-	-	-	-	-	-	3.6
5,000,000-9,990,000	5	-	-	5.5	-	-	6.4	-	-	-	-	-	-	0.8
10,000,000-49,990,000	6	-	-	0.4	-	-	1.1	-	-	-	-	-	-	0.1
50,000,000-99,990,000	7	-	-	0.1	-	-	0.0	-	-	-	-	-	-	0.0
100 million won or over	8	-	-	0.0	-	-	0.0	-	-	-	-	-	-	0.0
Can't choose/NA	-8	-	-	2.1	-	-	0.1	-	-	-	-	-	-	0.2
IAP	-1	100.0	100.0	0.0	100.0	100.0	0.0	100.0	100.0	100.0	100.0	100.0	100.0	86.4
N		7276	1508	1599	1576	1535	1396	1294	1370	1051	1031	1205	1230	22071

\*\*\* Keyword: Occupation, Tax

\*\*\*\* This variable is not included in the ISSP module, but only KGSS included it

**Table 2378 Controversy over the differences in income in Korea are too large**

[Questionnaire] To what extent do you agree or disagree with each of the following statements... Differences in income in Korea are too large

[VAR] INCGAP

RESPONSE	PUNCH	03-07	2008	2009	2010	2011	2012	2013	2014	2016	2018	2021	2023	TOTAL
Strongly Agree	1	9.8	-	45.4	-	44.9	-	-	37.4	-	-	-	-	12.0
Agree	2	7.0	-	43.4	-	39.1	-	-	51.4	-	-	-	-	11.4
Neither Agree nor Disagree	3	0.9	-	6.7	-	11.5	-	-	8.9	-	-	-	-	2.1
Disagree	4	0.2	-	2.7	-	2.7	-	-	2.0	-	-	-	-	0.6
Strongly disagree	5	0.2	-	1.1	-	1.2	-	-	0.4	-	-	-	-	0.2
Can't choose/NA	-8	0.1	-	0.8	-	0.7	-	-	0.0	-	-	-	-	0.1
IAP	-1	81.9	100.0	0.0	100.0	0.0	100.0	100.0	0.0	100.0	100.0	100.0	100.0	73.6
N		7276	1508	1599	1576	1535	1396	1294	1370	1051	1031	1205	1230	22071

\* SHOW CARD(09, 14)

\*\*\* Keyword: Income



**Table 2379 Controversy over the government's responsibility to reduce income differences between high- and low-income people**

[Questionnaire] To what extent do you agree or disagree with each of the following statements... It is the responsibility of the government to reduce the differences in income between people with high incomes and those with low incomes

[VAR] GOVEQINC

RESPONSE	PUNCH	03-07	2008	2009	2010	2011	2012	2013	2014	2016	2018	2021	2023	TOTAL
Strongly Agree	1	6.5	-	28.7	29.9	26.1	-	-	24.6	-	-	12.0	-	10.4
Agree	2	7.9	-	46.2	38.1	38.4	-	-	44.0	-	-	41.6	-	16.3
Neither Agree nor Disagree	3	2.4	-	15.3	15.7	21.8	-	-	20.0	-	-	32.4	-	7.5
Disagree	4	1.0	-	7.5	10.7	9.6	-	-	9.3	-	-	12.3	-	3.5
Strongly disagree	5	0.3	-	1.7	4.3	3.2	-	-	2.1	-	-	1.7	-	1.0
Can't choose/NA	-8	0.1	-	0.7	1.3	0.8	-	-	0.0	-	-	0.1	-	0.2
IAP	-1	81.9	100.0	0.0	0.0	0.0	100.0	100.0	0.0	100.0	100.0	0.0	100.0	61.0
N		7276	1508	1599	1576	1535	1396	1294	1370	1051	1031	1205	1230	22071

\* SHOW CARD(09, 10, 14)

\*\* 2010 Questionnaire: How much do you agree or disagree with each of these statements... It is the responsibility of the government to reduce the differences in income between people with high incomes and those with low incomes

\*\* 2010 RESPONSE: Agree strongly, Agree, Neither agree nor disagree, Disagree, Disagree strongly, Can't choose

\*\*\* Keyword: People With Higher Incomes, Income, Government

**Table 2379-1 Controversy over the government's responsibility to reduce income differences between the rich and the poor**

[Questionnaire] To what extent do you agree or disagree with the following statement?... It should be the government's responsibility to reduce income differences between the rich and the poor.

[VAR] GOVEQINC23

RESPONSE	PUNCH	03-07	2008	2009	2010	2011	2012	2013	2014	2016	2018	2021	2023	TOTAL
Strongly Agree	1	-	-	-	-	-	-	-	-	-	-	-	10.3	0.6
Agree	2	-	-	-	-	-	-	-	-	-	-	-	50.2	2.8
Neither Agree nor Disagree	3	-	-	-	-	-	-	-	-	-	-	-	28.3	1.6
Disagree	4	-	-	-	-	-	-	-	-	-	-	-	9.6	0.5
Strongly disagree	5	-	-	-	-	-	-	-	-	-	-	-	1.1	0.1
Can't choose/NA	-8	-	-	-	-	-	-	-	-	-	-	-	0.4	0.0
IAP	-1	100.0	100.0	100.0	100.0	100.0	100.0	100.0	100.0	100.0	100.0	100.0	0.0	94.4
N		7276	1508	1599	1576	1535	1396	1294	1370	1051	1031	1205	1230	22071

\*\*\* Keyword: People With Higher Incomes, Income, Government

**Table 2380 Controversy over the government's responsibility for maintaining the unemployed standard of living**

[Questionnaire] To what extent do you agree or disagree with each of the following statements... The government should provide a decent standard of living for the unemployed

[VAR] GOVUNEMP

RESPONSE	PUNCH	03-07	2008	2009	2010	2011	2012	2013	2014	2016	2018	2021	2023	TOTAL
Strongly Agree	1	-	-	34.0	-	25.8	-	-	17.7	-	-	4.2	-	5.6
Agree	2	-	-	47.2	-	43.2	-	-	45.8	-	-	36.3	-	11.2
Neither Agree nor Disagree	3	-	-	11.4	-	18.2	-	-	24.5	-	-	37.6	-	5.7
Disagree	4	-	-	5.4	-	9.0	-	-	10.4	-	-	19.4	-	2.7
Strongly disagree	5	-	-	1.6	-	3.2	-	-	1.7	-	-	2.3	-	0.6
Can't choose/NA	-8	-	-	0.5	-	0.6	-	-	0.0	-	-	0.1	-	0.1
IAP	-1	100.0	100.0	0.0	100.0	0.0	100.0	100.0	0.0	100.0	100.0	0.0	100.0	74.1
N		7276	1508	1599	1576	1535	1396	1294	1370	1051	1031	1205	1230	22071

\* SHOW CARD(09, 14)

\*\*\* Keyword: Government, The Unemployed, Standard of Living

**Table 2382 Controversy over the argument of decreasing the benefit to the poor**

[Questionnaire] To what extent do you agree or disagree with each of the following statements... The government should spend less on benefits for the poor

[VAR] GOVLESS

RESPONSE	PUNCH	03-07	2008	2009	2010	2011	2012	2013	2014	2016	2018	2021	2023	TOTAL
Strongly Agree	1	-	-	2.6	-	3.8	-	-	3.8	-	-	2.2	-	0.8
Agree	2	-	-	7.1	-	8.4	-	-	9.0	-	-	25.2	-	3.0
Neither Agree nor Disagree	3	-	-	11.4	-	15.0	-	-	22.2	-	-	41.2	-	5.5
Disagree	4	-	-	36.5	-	35.6	-	-	45.7	-	-	24.8	-	9.3
Strongly disagree	5	-	-	41.8	-	36.4	-	-	19.3	-	-	6.5	-	7.1
Can't choose/NA	-8	-	-	0.6	-	0.7	-	-	0.0	-	-	0.2	-	0.1
IAP	-1	100.0	100.0	0.0	100.0	0.0	100.0	100.0	0.0	100.0	100.0	0.0	100.0	74.1
N		7276	1508	1599	1576	1535	1396	1294	1370	1051	1031	1205	1230	22071

\* SHOW CARD(09, 14)

\*\*\* Keyword: Government

**Table 2383 Those with high income should pay larger/same/smaller share of their income than those with low income**

[Questionnaire] Do you think people with high incomes should pay a larger share of their income in taxes than those with low incomes, the same share, or a smaller share?

[VAR] TAXHIGH1

RESPONSE	PUNCH	03-07	2008	2009	2010	2011	2012	2013	2014	2016	2018	2021	2023	TOTAL
Much larger share	1	-	-	48.4	-	-	-	-	-	-	-	-	-	3.5
Larger	2	-	-	44.8	-	-	-	-	-	-	-	-	-	3.2
The same share	3	-	-	4.4	-	-	-	-	-	-	-	-	-	0.3
Smaller	4	-	-	1.4	-	-	-	-	-	-	-	-	-	0.1
Much smaller share	5	-	-	0.4	-	-	-	-	-	-	-	-	-	0.0
Can't choose/NA	-8	-	-	0.6	-	-	-	-	-	-	-	-	-	0.0
IAP	-1	100.0	100.0	0.0	100.0	100.0	100.0	100.0	100.0	100.0	100.0	100.0	100.0	92.8
N		7276	1508	1599	1576	1535	1396	1294	1370	1051	1031	1205	1230	22071

\*\*\* Keyword: People With Higher Incomes, Tax



**Table 2384 Opinion on the appropriateness of the tax level of people with high income**

[Questionnaire] Generally, how would you describe taxes in Korea today for those with high incomes? Taxes are

[VAR] TAXHIGH2

RESPONSE	PUNCH	03-07	2008	2009	2010	2011	2012	2013	2014	2016	2018	2021	2023	TOTAL
Much too high	1	-	-	0.9	-	-	-	-	-	-	-	-	-	0.1
Too high	2	-	-	9.8	-	-	-	-	-	-	-	-	-	0.7
About right	3	-	-	14.7	-	-	-	-	-	-	-	-	-	1.1
Too low	4	-	-	47.2	-	-	-	-	-	-	-	-	-	3.4
Much too low	5	-	-	24.1	-	-	-	-	-	-	-	-	-	1.7
Can't choose/NA	-8	-	-	3.4	-	-	-	-	-	-	-	-	-	0.2
IAP	-1	100.0	100.0	0.0	100.0	100.0	100.0	100.0	100.0	100.0	100.0	100.0	100.0	92.8
N		7276	1508	1599	1576	1535	1396	1294	1370	1051	1031	1205	1230	22071

\*\*\* Keyword: People With Higher Incomes, Tax

**Table 2385 Fairness of people with high income buying better health care**

[Questionnaire] Is it just or unjust that people with higher incomes can buy better health care than people with lower incomes?

[VAR] INSRHIGH

RESPONSE	PUNCH	03-07	2008	2009	2010	2011	2012	2013	2014	2016	2018	2021	2023	TOTAL
Very just	1	-	-	4.4	-	-	-	-	-	-	-	-	-	0.3
Somewhat just	2	-	-	19.3	-	-	-	-	-	-	-	-	-	1.4
Neither just nor unjust	3	-	-	20.1	-	-	-	-	-	-	-	-	-	1.5
Somewhat unjust	4	-	-	32.5	-	-	-	-	-	-	-	-	-	2.4
Very unjust	5	-	-	21.8	-	-	-	-	-	-	-	-	-	1.6
Can't choose/NA	-8	-	-	1.9	-	-	-	-	-	-	-	-	-	0.1
IAP	-1	100.0	100.0	0.0	100.0	100.0	100.0	100.0	100.0	100.0	100.0	100.0	100.0	92.8
N		7276	1508	1599	1576	1535	1396	1294	1370	1051	1031	1205	1230	22071

\*\*\* Keyword: People With Higher Incomes, Health, Fair

**Table 2386 Fairness of the people with high income buying better education for children**

[Questionnaire] Is it just or unjust that people with higher incomes can buy better education for their children than people with lower incomes?

[VAR] EDUCHIGH

RESPONSE	PUNCH	03-07	2008	2009	2010	2011	2012	2013	2014	2016	2018	2021	2023	TOTAL
Very just	1	-	-	8.4	-	8.0	-	-	-	-	-	-	-	1.2
Somewhat just	2	-	-	24.2	-	23.3	-	-	-	-	-	-	-	3.4
Neither just nor unjust	3	-	-	25.6	-	31.9	-	-	-	-	-	-	-	4.1
Somewhat unjust	4	-	-	25.5	-	25.1	-	-	-	-	-	-	-	3.6
Very unjust	5	-	-	15.3	-	11.7	-	-	-	-	-	-	-	1.9
Can't choose/NA	-8	-	-	1.1	-	0.1	-	-	-	-	-	-	-	0.1
IAP	-1	100.0	100.0	0.0	100.0	0.0	100.0	100.0	100.0	100.0	100.0	100.0	100.0	85.8
N		7276	1508	1599	1576	1535	1396	1294	1370	1051	1031	1205	1230	22071

\*\* 2011 Questionnaire: Is it fair or unfair that people with higher incomes can afford better education for their children than people with lower incomes?

\*\* 2011 RESPONSE: Very fair, Somewhat fair, Neither fair nor unfair, Somewhat unfair, Very unfair

\*\*\* Keyword: People With Higher Incomes, Children, Fair

**Table 2387 Social group conflicts: the poor and the rich**

[Questionnaire] In all countries, there are differences or even conflicts between different social groups. In your opinion, how much conflict is there in Korea between... Poor people and rich people

[VAR] CONWLTH

RESPONSE	PUNCH	03-07	2008	2009	2010	2011	2012	2013	2014	2016	2018	2021	2023	TOTAL
Very strong conflicts	1	11.9	-	33.3	-	-	-	-	28.2	-	-	-	-	8.1
Strong conflicts	2	5.5	-	52.9	-	-	-	-	51.8	-	-	-	-	8.9
Not very strong conflicts	3	0.6	-	12.2	-	-	-	-	18.4	-	-	-	-	2.2
There are no conflicts	4	0.0	-	0.8	-	-	-	-	1.6	-	-	-	-	0.2
Can't choose/NA	-8	0.0	-	0.8	-	-	-	-	0.1	-	-	-	-	0.1
IAP	-1	81.9	100.0	0.0	100.0	100.0	100.0	100.0	0.0	100.0	100.0	100.0	100.0	80.6
N		7276	1508	1599	1576	1535	1396	1294	1370	1051	1031	1205	1230	22071

\* SHOW CARD(09, 14)

\*\* 2003 Questionnaire: In all countries, there are differences or even conflicts between different social groups. In your opinion, in South Korea how much conflict is there between... Poor people and rich people

\*\*\* Keyword: Conflict

**Table 2388 Social group conflicts: the working class and the middle class**

[Questionnaire] In all countries, there are differences or even conflicts between different social groups. In your opinion, how much conflict is there in Korea between... Working class and middle class

[VAR] CONCLASS

RESPONSE	PUNCH	03-07	2008	2009	2010	2011	2012	2013	2014	2016	2018	2021	2023	TOTAL
Very strong conflicts	1	5.3	-	12.1	-	-	-	-	15.8	-	-	-	-	3.6
Strong conflicts	2	8.7	-	47.3	-	-	-	-	52.4	-	-	-	-	9.6
Not very strong conflicts	3	3.7	-	36.8	-	-	-	-	29.1	-	-	-	-	5.7
There are no conflicts	4	0.2	-	2.6	-	-	-	-	2.7	-	-	-	-	0.4
Can't choose/NA	-8	0.2	-	1.1	-	-	-	-	0.1	-	-	-	-	0.1
IAP	-1	81.9	100.0	0.0	100.0	100.0	100.0	100.0	0.0	100.0	100.0	100.0	100.0	80.6
N		7276	1508	1599	1576	1535	1396	1294	1370	1051	1031	1205	1230	22071

\* SHOW CARD(09, 14)

\*\* 2003 Questionnaire: In all countries, there are differences or even conflicts between different social groups. In your opinion, in South Korea how much conflict is there between... The working class and the middle class

\*\*\* Keyword: Conflict



**Table 2389 Social group conflicts: management and workers**

[Questionnaire] In all countries, there are differences or even conflicts between different social groups. In your opinion, how much conflict is there in Korea between... Management and worker

[VAR] CONUNION

RESPONSE	PUNCH	03-07	2008	2009	2010	2011	2012	2013	2014	2016	2018	2021	2023	TOTAL
Very strong conflicts	1	9.3	-	39.6	-	-	-	-	34.6	-	-	-	-	8.1
Strong conflicts	2	7.4	-	51.0	-	-	-	-	54.7	-	-	-	-	9.5
Not very strong conflicts	3	1.1	-	7.8	-	-	-	-	9.7	-	-	-	-	1.5
There are no conflicts	4	0.0	-	0.7	-	-	-	-	0.9	-	-	-	-	0.1
Can't choose/NA	-8	0.2	-	0.8	-	-	-	-	0.0	-	-	-	-	0.1
IAP	-1	81.9	100.0	0.0	100.0	100.0	100.0	100.0	0.0	100.0	100.0	100.0	100.0	80.6
N		7276	1508	1599	1576	1535	1396	1294	1370	1051	1031	1205	1230	22071

\* SHOW CARD(09, 14)

\*\* 2003 Questionnaire: In all countries, there are differences or even conflicts between different social groups. In your opinion, in South Korea how much conflict is there between... Management and workers

\*\*\* Keyword: Conflict

**Table 2390 Social group conflicts: the top and the bottom of the society**

[Questionnaire] In all countries, there are differences or even conflicts between different social groups. In your opinion, in South Korea how much conflict is there between... People at the top of society and people at the bottom

[VAR] CONSOC

RESPONSE	PUNCH	03-07	2008	2009	2010	2011	2012	2013	2014	2016	2018	2021	2023	TOTAL
Very strong conflicts	1	12.9	-	47.4	-	-	-	-	35.0	-	-	-	-	9.9
Strong conflicts	2	4.1	-	36.4	-	-	-	-	41.5	-	-	-	-	6.6
Not very strong conflicts	3	0.9	-	11.7	-	-	-	-	19.3	-	-	-	-	2.3
There are no conflicts	4	0.1	-	3.6	-	-	-	-	4.2	-	-	-	-	0.5
Can't choose/NA	-8	0.1	-	0.9	-	-	-	-	0.1	-	-	-	-	0.1
IAP	-1	81.9	100.0	0.0	100.0	100.0	100.0	100.0	0.0	100.0	100.0	100.0	100.0	80.6
N		7276	1508	1599	1576	1535	1396	1294	1370	1051	1031	1205	1230	22071

\* SHOW CARD(09, 14)

\*\* 2003 Questionnaire: In all countries, there are differences or even conflicts between different social groups. In your opinion, in South Korea how much conflict is there between... People at the top of society and people at the bottom

\*\*\* Keyword: Conflict

**Table 2391 Social group conflicts: young people and old people**

[Questionnaire] In all countries, there are differences or even conflicts between different social groups. In your opinion, in South Korea how much conflict is there between... Young people and older people

[VAR] CONAGE

RESPONSE	PUNCH	03-07	2008	2009	2010	2011	2012	2013	2014	2016	2018	2021	2023	TOTAL
Very strong conflicts	1	4.4	-	-	-	-	-	-	-	-	-	-	-	1.4
Strong conflicts	2	10.2	-	-	-	-	-	-	-	-	-	-	-	3.3
Not very strong conflicts	3	3.2	-	-	-	-	-	-	-	-	-	-	-	1.0
There are no conflicts	4	0.3	-	-	-	-	-	-	-	-	-	-	-	0.1
Can't choose/NA	-8	0.1	-	-	-	-	-	-	-	-	-	-	-	0.0
IAP	-1	81.9	100.0	100.0	100.0	100.0	100.0	100.0	100.0	100.0	100.0	100.0	100.0	94.0
N		7276	1508	1599	1576	1535	1396	1294	1370	1051	1031	1205	1230	22071

\*\*\* Keyword: Conflict

\*\*\*\* This variable is not included in the ISSP module, but only KGSS included it

**Table 2392 Subjective class Identification (scale of 10)**

[Questionnaire] In our society there are groups which tend to be towards the top and groups which tend to be towards the bottom. Below is a scale that runs top to bottom. Where would you put yourself on this scale?

[VAR] RANK

RESPONSE	PUNCH	03-07	2008	2009	2010	2011	2012	2013	2014	2016	2018	2021	2023	TOTAL
Bottom	1	3.6	4.5	3.8	5.6	3.5	4.6	3.8	2.8	3.0	2.7	1.2	0.7	3.5
2	2	4.7	3.8	4.8	4.5	3.8	4.8	3.2	3.9	3.7	2.5	2.2	2.4	4.0
3	3	13.4	13.9	16.1	14.5	13.0	14.7	12.6	12.3	10.4	11.1	8.4	6.5	12.7
4	4	23.1	22.8	21.9	16.2	17.3	19.7	16.4	18.2	15.0	15.3	15.3	17.2	19.7
Middle-	5	27.6	25.1	27.5	31.2	28.6	27.7	34.4	29.7	29.4	27.5	27.3	26.0	28.3
Middle+	6	15.4	15.9	16.1	15.2	18.8	16.2	15.4	17.2	19.7	19.1	24.1	23.0	17.2
7	7	8.9	10.0	7.2	7.8	10.2	8.4	9.3	11.0	13.5	14.9	16.7	18.6	10.5
8	8	1.9	3.1	1.7	3.5	3.0	2.6	3.3	3.7	3.6	4.9	4.1	5.0	2.9
9	9	0.3	0.1	0.7	0.5	0.6	0.4	0.2	0.7	0.5	1.4	0.3	0.2	0.4
Top	10	0.3	0.4	0.2	0.3	0.6	0.3	0.6	0.6	0.8	0.1	0.4	0.1	0.3
Can't choose/NA	-8	0.8	0.3	0.0	0.7	0.5	0.6	0.8	0.0	0.4	0.4	0.1	0.2	0.5
IAP	-1	0.0	0.0	0.0	0.0	0.0	0.0	0.0	0.0	0.0	0.0	0.0	0.0	0.0
N		7276	1508	1599	1576	1535	1396	1294	1370	1051	1031	1205	1230	22071

\* SHOW CARD(05-18)

\*\* 2003 RESPONSE: Bottom, 2, 3, 4, Middle, 6, 7, 8, 9, Top

\*\* 2009 RESPONSE: 1, 2, 3, 4, 5, 6, 7, 8, 9, 10

\*\* 2009 Questionnaire: In our society there are groups which tend to be towards the top and groups which tend to be towards the bottom. Below is a scale that runs from top (10) to bottom (1). Where would you put yourself now on this scale?



**Table 2393 Subjective class identification on the family when R was 15**

[Questionnaire] If the bottom social class in Korean society is 1 and the top class is 10, where would you put your family when you were 15 years old (third grade in middle school) on this scale? Please tell me a number.

[VAR] RANK15

RESPONSE	PUNCH	03-07	2008	2009	2010	2011	2012	2013	2014	2016	2018	2021	2023	TOTAL
Bottom	1	-	-	7.4	-	-	-	-	-	-	5.5	-	-	0.8
2	2	-	-	11.1	-	-	-	-	-	-	6.5	-	-	1.1
3	3	-	-	20.3	-	-	-	-	-	-	17.1	-	-	2.3
4	4	-	-	17.3	-	-	-	-	-	-	16.2	-	-	2.0
5 Middle-	5	-	-	19.5	-	-	-	-	-	-	21.9	-	-	2.4
6 Middle+	6	-	-	10.1	-	-	-	-	-	-	16.8	-	-	1.5
7	7	-	-	8.4	-	-	-	-	-	-	8.3	-	-	1.0
8	8	-	-	3.9	-	-	-	-	-	-	5.0	-	-	0.5
9	9	-	-	1.3	-	-	-	-	-	-	1.6	-	-	0.2
Top	10	-	-	0.8	-	-	-	-	-	-	0.7	-	-	0.1
Can't choose/NA	-8	-	-	0.0	-	-	-	-	-	-	0.3	-	-	0.0
IAP	-1	100.0	100.0	0.0	100.0	100.0	100.0	100.0	100.0	100.0	0.0	100.0	100.0	88.1
N		7276	1508	1599	1576	1535	1396	1294	1370	1051	1031	1205	1230	22071

\* SHOW CARD

\*\*\* Keyword: Family Members

**Table 2394 Status comparison between R's current job and the job that R's father had when R was 15**

[Questionnaire] Please think about your present job (or your last one if you don't have one now). If you compare this job to the job your father had when you were 15 (middle school), would you say that the level of status of your job is (or was)

[VAR] OCCMOBL2

RESPONSE	PUNCH	03-07	2008	2009	2010	2011	2012	2013	2014	2016	2018	2021	2023	TOTAL
Much higher than your father's	1	-	-	8.1	-	-	-	-	-	-	-	-	-	0.6
Higher than your father's	2	-	-	23.5	-	-	-	-	-	-	-	-	-	1.7
About equal than your father's	3	-	-	29.7	-	-	-	-	-	-	-	-	-	2.1
Lower than your father's	4	-	-	14.3	-	-	-	-	-	-	-	-	-	1.0
Much lower than your father's	5	-	-	10.7	-	-	-	-	-	-	-	-	-	0.8
Can't choose/NA	-8	-	-	5.2	-	-	-	-	-	-	-	-	-	0.4
IAP	-1	100.0	100.0	8.6	100.0	100.0	100.0	100.0	100.0	100.0	100.0	100.0	100.0	93.4
N		7276	1508	1599	1576	1535	1396	1294	1370	1051	1031	1205	1230	22071

\*\*\* Keyword: Occupation, Social Position

**Table 2395 Income level decision factors: degree of job responsibility**

[Questionnaire] In deciding how much people ought to earn, how important should each of these things be, in your opinion... How much responsibility goes with the job

[VAR] PAYRESP

RESPONSE	PUNCH	03-07	2008	2009	2010	2011	2012	2013	2014	2016	2018	2021	2023	TOTAL
Essential	1	4.5	-	19.5	-	-	-	-	17.2	-	-	-	-	4.0
Very important	2	8.7	-	49.1	-	-	-	-	46.6	-	-	-	-	9.3
Fairly important	3	4.2	-	27.4	-	-	-	-	30.8	-	-	-	-	5.3
Not very important	4	0.3	-	3.0	-	-	-	-	4.5	-	-	-	-	0.6
Not important at all	5	0.1	-	0.6	-	-	-	-	0.8	-	-	-	-	0.1
Can't choose/NA	-8	0.2	-	0.4	-	-	-	-	0.0	-	-	-	-	0.1
IAP	-1	81.9	100.0	0.0	100.0	100.0	100.0	100.0	0.0	100.0	100.0	100.0	100.0	80.6
N		7276	1508	1599	1576	1535	1396	1294	1370	1051	1031	1205	1230	22071

\* SHOW CARD(09, 14)

\*\*\* Keyword: Income, Decision, Occupation

**Table 2396 Income level decision factors: time spent in education and training**

[Questionnaire] In deciding how much people ought to earn, how important should each of these things be, in your opinion... the number of years spent in education and training

[VAR] PAYEDTRN

RESPONSE	PUNCH	03-07	2008	2009	2010	2011	2012	2013	2014	2016	2018	2021	2023	TOTAL
Essential	1	2.1	-	10.6	-	-	-	-	10.6	-	-	-	-	2.1
Very important	2	7.1	-	43.6	-	-	-	-	37.8	-	-	-	-	7.8
Fairly important	3	6.7	-	33.8	-	-	-	-	39.7	-	-	-	-	7.1
Not very important	4	1.8	-	10.2	-	-	-	-	11.0	-	-	-	-	2.0
Not important at all	5	0.1	-	1.1	-	-	-	-	0.8	-	-	-	-	0.2
Can't choose/NA	-8	0.3	-	0.8	-	-	-	-	0.1	-	-	-	-	0.2
IAP	-1	81.9	100.0	0.0	100.0	100.0	100.0	100.0	0.0	100.0	100.0	100.0	100.0	80.6
N		7276	1508	1599	1576	1535	1396	1294	1370	1051	1031	1205	1230	22071

\* SHOW CARD(09, 14)

\*\*\* Keyword: Income, Decision, Training

**Table 2397 Income level decision factors: supervising others**

[Questionnaire] In deciding how much people ought to earn, how important should each of these things be, in your opinion... Whether the job requires supervising others?

[VAR] PAYSUP

RESPONSE	PUNCH	03-07	2008	2009	2010	2011	2012	2013	2014	2016	2018	2021	2023	TOTAL
Essential	1	0.8	-	-	-	-	-	-	-	-	-	-	-	0.3
Very important	2	3.9	-	-	-	-	-	-	-	-	-	-	-	1.3
Fairly important	3	7.7	-	-	-	-	-	-	-	-	-	-	-	2.5
Not very important	4	4.8	-	-	-	-	-	-	-	-	-	-	-	1.6
Not important at all	5	0.6	-	-	-	-	-	-	-	-	-	-	-	0.2
Can't choose/NA	-8	0.3	-	-	-	-	-	-	-	-	-	-	-	0.1
IAP	-1	81.9	100.0	100.0	100.0	100.0	100.0	100.0	100.0	100.0	100.0	100.0	100.0	94.0
N		7276	1508	1599	1576	1535	1396	1294	1370	1051	1031	1205	1230	22071

\*\*\* Keyword: Income, Decision

\*\*\*\* This variable is not included in the ISSP module, but only KGSS included it



**Table 2398 Income level decision factors: need for family support**

[Questionnaire] In deciding how much people ought to earn, how important should each of these things be, in your opinion... what is needed to support a family

[VAR] PAYFAM

RESPONSE	PUNCH	03-07	2008	2009	2010	2011	2012	2013	2014	2016	2018	2021	2023	TOTAL
Essential	1	3.1	—	10.6	—	—	—	—	7.8	—	—	—	—	2.3
Very important	2	6.7	—	34.2	—	—	—	—	29.7	—	—	—	—	6.5
Fairly important	3	5.6	—	38.3	—	—	—	—	40.8	—	—	—	—	7.2
Not very important	4	2.1	—	15.1	—	—	—	—	18.9	—	—	—	—	3.0
Not important at all	5	0.3	—	1.3	—	—	—	—	2.8	—	—	—	—	0.4
Can't choose/NA	-8	0.2	—	0.5	—	—	—	—	0.0	—	—	—	—	0.1
IAP	-1	81.9	100.0	0.0	100.0	100.0	100.0	100.0	0.0	100.0	100.0	100.0	100.0	80.6
N		7276	1508	1599	1576	1535	1396	1294	1370	1051	1031	1205	1230	22071

\* SHOW CARD(09, 14)

\*\*\* Keyword: Income, Decision, Family Members, Support

**Table 2399 Income level decision factors: children**

[Questionnaire] In deciding how much people ought to earn, how important should each of these things be, in your opinion... whether the person has children to support

[VAR] PAYCHLD

RESPONSE	PUNCH	03-07	2008	2009	2010	2011	2012	2013	2014	2016	2018	2021	2023	TOTAL
Essential	1	3.2	—	11.0	—	—	—	—	9.1	—	—	—	—	2.4
Very important	2	6.9	—	37.9	—	—	—	—	30.8	—	—	—	—	6.9
Fairly important	3	5.5	—	34.3	—	—	—	—	38.7	—	—	—	—	6.7
Not very important	4	1.9	—	14.2	—	—	—	—	17.7	—	—	—	—	2.8
Not important at all	5	0.4	—	1.8	—	—	—	—	3.7	—	—	—	—	0.5
Can't choose/NA	-8	0.2	—	0.8	—	—	—	—	0.1	—	—	—	—	0.1
IAP	-1	81.9	100.0	0.0	100.0	100.0	100.0	100.0	0.0	100.0	100.0	100.0	100.0	80.6
N		7276	1508	1599	1576	1535	1396	1294	1370	1051	1031	1205	1230	22071

\* SHOW CARD(09, 14)

\*\*\* Keyword: Income, Decision, Support, Children

**Table 2400 Income level decision factors: one's ability**

[Questionnaire] In deciding how much people ought to earn, how important should each of these things be, in your opinion... how well he or she does the job

[VAR] PAYDOJOB

RESPONSE	PUNCH	03-07	2008	2009	2010	2011	2012	2013	2014	2016	2018	2021	2023	TOTAL
Essential	1	6.3	—	30.3	—	—	—	—	24.2	—	—	—	—	5.8
Very important	2	8.9	—	51.8	—	—	—	—	46.9	—	—	—	—	9.6
Fairly important	3	2.6	—	15.2	—	—	—	—	24.4	—	—	—	—	3.5
Not very important	4	0.2	—	1.8	—	—	—	—	4.2	—	—	—	—	0.5
Not important at all	5	0.0	—	0.3	—	—	—	—	0.3	—	—	—	—	0.0
Can't choose/NA	-8	0.1	—	0.6	—	—	—	—	0.0	—	—	—	—	0.1
IAP	-1	81.9	100.0	0.0	100.0	100.0	100.0	100.0	0.0	100.0	100.0	100.0	100.0	80.6
N		7276	1508	1599	1576	1535	1396	1294	1370	1051	1031	1205	1230	22071

\* SHOW CARD(09, 14)

\*\*\* Keyword: Income, Decision, Job

**Table 2401 Income level decision factors: one's effort**

[Questionnaire] In deciding how much people ought to earn, how important should each of these things be, in your opinion... how hard he or she works at the job

[VAR] PAYHARD

RESPONSE	PUNCH	03-07	2008	2009	2010	2011	2012	2013	2014	2016	2018	2021	2023	TOTAL
Essential	1	7.1	—	32.1	—	—	—	—	25.4	—	—	—	—	6.3
Very important	2	8.1	—	47.7	—	—	—	—	42.7	—	—	—	—	8.8
Fairly important	3	2.4	—	16.0	—	—	—	—	26.7	—	—	—	—	3.6
Not very important	4	0.3	—	3.1	—	—	—	—	4.6	—	—	—	—	0.6
Not important at all	5	0.1	—	0.5	—	—	—	—	0.5	—	—	—	—	0.1
Can't choose/NA	-8	0.1	—	0.6	—	—	—	—	0.0	—	—	—	—	0.1
IAP	-1	81.9	100.0	0.0	100.0	100.0	100.0	100.0	0.0	100.0	100.0	100.0	100.0	80.6
N		7276	1508	1599	1576	1535	1396	1294	1370	1051	1031	1205	1230	22071

\* SHOW CARD(09, 14)

\*\*\* Keyword: Income, Decision, Job

**Table 2402 Fairness of the wage and reward on the ability and effort**

[Questionnaire] Is your pay just? I am not asking about what you do earn, nor what you would like to earn—but what you feel is just given your skills and effort. If you are not working now, please tell about your last occupation

[VAR] JUSTPAY

RESPONSE	PUNCH	03-07	2008	2009	2010	2011	2012	2013	2014	2016	2018	2021	2023	TOTAL
NEVER HAD A JOB	0	3.6	—	8.6	—	—	0.0	0.0	0.0	—	—	—	—	1.8
Much more than is just	1	3.2	—	8.9	—	—	14.1	12.1	14.2	—	—	—	—	4.2
A little more than is just	2	5.8	—	36.4	—	—	30.4	29.1	31.5	—	—	—	—	10.1
About just for me	3	4.5	—	39.9	—	—	31.6	35.9	42.4	—	—	—	—	11.1
A little less than is just	4	0.2	—	3.4	—	—	4.0	3.2	2.9	—	—	—	—	0.9
Much less than is just	5	0.1	—	0.9	—	—	1.1	0.5	0.8	—	—	—	—	0.2
Can't choose/NA	-8	0.6	—	1.9	—	—	1.8	2.3	0.5	—	—	—	—	0.6
IAP	-1	81.9	100.0	0.0	100.0	100.0	17.1	16.9	7.6	100.0	100.0	100.0	100.0	71.0
N		7276	1508	1599	1576	1535	1396	1294	1370	1051	1031	1205	1230	22071

\* SHOW CARD(13, 14)

\*\*\* Keyword: Income, Job



**Table 2403 Comparison between what R deserves and how much R earns**

[Questionnaire] Would you say that you earn?... If you are not working now, please tell about your last job

[VAR] JUSTPAY2

RESPONSE	PUNCH	03-07	2008	2009	2010	2011	2012	2013	2014	2016	2018	2021	2023	TOTAL
Much less than I deserve	1	-	-	9.5	-	-	-	-	-	-	-	-	-	0.7
Less than I deserve	2	-	-	34.2	-	-	-	-	-	-	-	-	-	2.5
What I deserve	3	-	-	40.4	-	-	-	-	-	-	-	-	-	2.9
More than I deserve	4	-	-	3.8	-	-	-	-	-	-	-	-	-	0.3
Much more than I deserve	5	-	-	0.9	-	-	-	-	-	-	-	-	-	0.1
Can't choose/NA	-8	-	-	2.6	-	-	-	-	-	-	-	-	-	0.2
IAP	-1	100.0	100.0	8.6	100.0	100.0	100.0	100.0	100.0	100.0	100.0	100.0	100.0	93.4
N		7276	1508	1599	1576	1535	1396	1294	1370	1051	1031	1205	1230	22071

\*\*\* Keyword: Pay, Job

**Table 2404 Class structure of the current Korean society**

[Questionnaire] These five diagrams show different types of society. Please read the descriptions and look at the diagrams and decide which you think best describes Korea...Which diagram comes closest to Korea today?

[VAR] CURRCLSS

RESPONSE	PUNCH	03-07	2008	2009	2010	2011	2012	2013	2014	2016	2018	2021	2023	TOTAL
Type A (A small elite at the top, very few people in the middle and the great mass of people at the bottom)	1	-	-	18.4	-	-	-	-	-	-	-	-	-	1.3
Type B (A society like a pyramid with a small elite at the top, more people in the middle, and most at the bottom)	2	-	-	35.0	-	-	-	-	-	-	-	-	-	2.5
Type C (A pyramid except that just a few people are at the bottom)	3	-	-	25.6	-	-	-	-	-	-	-	-	-	1.9
Type D (A society with most people in the middle)	4	-	-	14.6	-	-	-	-	-	-	-	-	-	1.1
Type E (Many people near the top, and only a few near the bottom)	5	-	-	5.4	-	-	-	-	-	-	-	-	-	0.4
Can't choose/NA	-8	-	-	0.9	-	-	-	-	-	-	-	-	-	0.1
IAP	-1	100.0	100.0	0.0	100.0	100.0	100.0	100.0	100.0	100.0	100.0	100.0	100.0	92.8
N		7276	1508	1599	1576	1535	1396	1294	1370	1051	1031	1205	1230	22071

**Table 2405 Class structure of the Korean society in the future**

[Questionnaire] These five diagrams show different types of society. Please read the descriptions and look at the diagrams and decide which you think best describes Korea... What do you think Korea ought to be like?

[VAR] FUTRCLSS

RESPONSE	PUNCH	03-07	2008	2009	2010	2011	2012	2013	2014	2016	2018	2021	2023	TOTAL
Type A (A small elite at the top, very few people in the middle and the great mass of people at the bottom)	1	-	-	0.5	-	-	-	-	-	-	-	-	-	0.0
Type B (A society like a pyramid with a small elite at the top, more people in the middle, and most at the bottom)	2	-	-	5.3	-	-	-	-	-	-	-	-	-	0.4
Type C (A pyramid except that just a few people are at the bottom)	3	-	-	9.4	-	-	-	-	-	-	-	-	-	0.7
Type D (A society with most people in the middle)	4	-	-	62.7	-	-	-	-	-	-	-	-	-	4.5
Type E (Many people near the top, and only a few near the bottom)	5	-	-	21.3	-	-	-	-	-	-	-	-	-	1.5
Can't choose/NA	-8	-	-	0.8	-	-	-	-	-	-	-	-	-	0.1
IAP	-1	100.0	100.0	0.0	100.0	100.0	100.0	100.0	100.0	100.0	100.0	100.0	100.0	92.8
N		7276	1508	1599	1576	1535	1396	1294	1370	1051	1031	1205	1230	22071

**Table 2406 Employment sector of R's father when R was 15**

[Questionnaire] When you were 15 years old, for whom did your father work? If your father did not have a paid job at the time, please give information about his last job before that time

[VAR] PASECTOR

RESPONSE	PUNCH	03-07	2008	2009	2010	2011	2012	2013	2014	2016	2018	2021	2023	TOTAL
Employee of a private company or business	1	-	-	18.9	-	-	-	-	-	-	-	-	-	1.4
Government	2	-	-	10.3	-	-	-	-	-	-	-	-	-	0.7
Self-employed	3	-	-	64.7	-	-	-	-	-	-	-	-	-	4.7
Other	4	-	-	0.9	-	-	-	-	-	-	-	-	-	0.1
Can't choose/NA	-8	-	-	1.6	-	-	-	-	-	-	-	-	-	0.1
IAP	-1	100.0	100.0	3.7	100.0	100.0	100.0	100.0	100.0	100.0	100.0	100.0	100.0	93.0
N		7276	1508	1599	1576	1535	1396	1294	1370	1051	1031	1205	1230	22071

\*\*\* Keyword: Job, Occupation



**Table 2407 Father's industry when R was 15 (ISIC\_3\_cre.)**

[Questionnaire] When you were 15 years old, what kind of work did your father do; what was his main occupation. If your father did not have a paid job at the time, please give information about his last job before that time...

**INDUSTRY**

[VAR] PAINDUS

RESPONSE	PUNCH	03-07	2008	2009	2010	2011	2012	2013	2014	2016	2018	2021	2023	TOTAL
Agriculture and Forestry	1	-	-	34.4	-	-	-	-	-	-	-	-	-	2.6
Fishing	2	-	-	1.3	-	-	-	-	-	-	-	-	-	0.1
Mining and quarrying	3	-	-	0.4	-	-	-	-	-	-	-	-	-	0.0
Manufacturing	4	-	-	12.6	-	-	-	-	-	-	-	-	-	1.0
Electricity, gas, and water supply	5	-	-	0.4	-	-	-	-	-	-	-	-	-	0.0
Construction	6	-	-	8.6	-	-	-	-	-	-	-	-	-	0.7
Wholesale and retail trade; repair of motor vehicles, motorcycles and personal and household goods	7	-	-	11.3	-	-	-	-	-	-	-	-	-	0.9
Hotels and restaurants	8	-	-	2.7	-	-	-	-	-	-	-	-	-	0.2
Transportation	9	-	-	4.0	-	-	-	-	-	-	-	-	-	0.3
Telecommunications	10	-	-	0.3	-	-	-	-	-	-	-	-	-	0.0
Financial Institutions and Insurance	11	-	-	0.9	-	-	-	-	-	-	-	-	-	0.1
Real estate activities	12	-	-	0.8	-	-	-	-	-	-	-	-	-	0.1
Business activities	13	-	-	1.5	-	-	-	-	-	-	-	-	-	0.1
Public administration and defence ; compulsory social security	14	-	-	6.7	-	-	-	-	-	-	-	-	-	0.5
Education	15	-	-	2.9	-	-	-	-	-	-	-	-	-	0.2
Health and social work	16	-	-	0.9	-	-	-	-	-	-	-	-	-	0.1
Arts, sports and recreation related services	17	-	-	0.4	-	-	-	-	-	-	-	-	-	0.0
Repair and other personal services	18	-	-	2.7	-	-	-	-	-	-	-	-	-	0.2
Private households with employed persons	19	-	-	0.1	-	-	-	-	-	-	-	-	-	0.0
Can't choose/NA	-8	-	-	1.8	-	-	-	-	-	-	-	-	-	0.1
IAP	-1	100.0	100.0	5.3	100.0	100.0	100.0	100.0	100.0	100.0	100.0	100.0	100.0	92.7
N		7276	1508	1599	1576	1535	1396	1294	1370	1051	1031	1205	1230	22071

\*\* International Standard Industrial Classification (ISIC) ver.3

\*\*\* Keyword: Job, Occupation

**Table 2408 Father's industry when R was 15 (ISIC\_4)**

[Questionnaire] When you were 15 years old, what kind of work did your father do; what was his main occupation. If your father did not have a paid job at the time, please give information about his last job before that time...

**INDUSTRY**

[VAR] PAIND08

RESPONSE	PUNCH	03-06	2008	2009	2010	2011	2012	2013	2014	2016	2018	2021	2023	TOTAL
Agriculture, forestry and fishing	1	-	-	-	-	-	-	-	-	-	-	-	-	-
Mining and quarrying	2	-	-	-	-	-	-	-	-	-	-	-	-	-
Manufacturing	3	-	-	-	-	-	-	-	-	-	-	-	-	-
Electricity, gas, steam and air conditioning supply	4	-	-	-	-	-	-	-	-	-	-	-	-	-
Water supply; sewerage, water management and remediation activities	5	-	-	-	-	-	-	-	-	-	-	-	-	-
Construction	6	-	-	-	-	-	-	-	-	-	-	-	-	-
Wholesale and retail trade; repair of motor vehicles and motorcycles	7	-	-	-	-	-	-	-	-	-	-	-	-	-
Transportation and storage	8	-	-	-	-	-	-	-	-	-	-	-	-	-
Accommodation and food service activities	9	-	-	-	-	-	-	-	-	-	-	-	-	-
Information and communication	10	-	-	-	-	-	-	-	-	-	-	-	-	-
Financial and insurance activities	11	-	-	-	-	-	-	-	-	-	-	-	-	-
Real estate activities	12	-	-	-	-	-	-	-	-	-	-	-	-	-
Professional, scientific and technical activities	13	-	-	-	-	-	-	-	-	-	-	-	-	-
Administrative and support service activities	14	-	-	-	-	-	-	-	-	-	-	-	-	-
Public administration and defence; compulsory social security	15	-	-	-	-	-	-	-	-	-	-	-	-	-
Education	16	-	-	-	-	-	-	-	-	-	-	-	-	-
Human health and social work activities	17	-	-	-	-	-	-	-	-	-	-	-	-	-
Arts, entertainment and recreation	18	-	-	-	-	-	-	-	-	-	-	-	-	-
Other service activities	19	-	-	-	-	-	-	-	-	-	-	-	-	-
Activities of households as employers; undifferentiated goods-and services-producing activities of households for own use	20	-	-	-	-	-	-	-	-	-	-	-	-	-
Activities of extraterritorial organizations and bodies	21	-	-	-	-	-	-	-	-	-	-	-	-	-
Can't choose/NA	-8	-	-	-	-	-	-	-	-	-	-	-	-	-
IAP	-1	100.0	100.0	-	100.0	100.0	100.0	100.0	100.0	100.0	100.0	100.0	100.0	-
N		7276	1508	1599	1576	1535	1396	1294	1370	1051	1031	1205	1230	22071

\*\* International Standard Industrial Classification (ISIC) ver.4

\*\*\* Keyword: Job, Occupation



**Table 2409 Father's occupation when R was 15 (ISCO88)**

[Questionnaire] When you were 15 years old, what kind of work did your father do; what was his main occupation. If your father did not have a paid job at the time, please give information about his last job before that time...

**OCCUPATION**

[VAR] PAISCO88

RESPONSE	PUNCH	03-07	2008	2009	2010	2011	2012	2013	2014	2016	2018	2021	2023	TOTAL
Armed Forces	1	-	-	1.2	-	-	-	-	-	-	-	-	-	0.1
Legislators, senior officials and managers	2	-	-	2.4	-	-	-	-	-	-	-	-	-	0.2
Professionals	3	-	-	3.3	-	-	-	-	-	-	-	-	-	0.2
Technicians and associate professionals	4	-	-	16.6	-	-	-	-	-	-	-	-	-	1.2
Clerks	5	-	-	5.4	-	-	-	-	-	-	-	-	-	0.4
Service workers and shop and market sales workers	6	-	-	12.6	-	-	-	-	-	-	-	-	-	0.9
Skilled agricultural and fishery workers	7	-	-	35.2	-	-	-	-	-	-	-	-	-	2.5
Craft and related trades workers	8	-	-	6.9	-	-	-	-	-	-	-	-	-	0.5
Plant and machine operators and assemblers	9	-	-	5.1	-	-	-	-	-	-	-	-	-	0.4
Elementary occupations	10	-	-	4.7	-	-	-	-	-	-	-	-	-	0.3
Can't choose/NA	-8	-	-	1.4	-	-	-	-	-	-	-	-	-	0.1
IAP	-1	100.0	100.0	5.3	100.0	100.0	100.0	100.0	100.0	100.0	100.0	100.0	100.0	93.1
N		7276	1508	1599	1576	1535	1396	1294	1370	1051	1031	1205	1230	22071

\*\* International Standard Classification of Occupations (ISCO88)

\*\*\* Keyword: Job, Occupation, Position

**Table 2410 Father's occupation when R was 15 (ISCO08)**

[Questionnaire] When you were 15 years old, what kind of work did your father do; what was his main occupation. If your father did not have a paid job at the time, please give information about his last job before that time...

**OCCUPATION**

[VAR] PAISCO08

RESPONSE	PUNCH	03-07	2008	2009	2010	2011	2012	2013	2014	2016	2018	2021	2023	TOTAL
Armed Forces Occupations	1	-	-	1.2	-	-	-	-	-	-	-	-	-	0.1
Managers	2	-	-	2.4	-	-	-	-	-	-	-	-	-	0.2
Professionals	3	-	-	3.6	-	-	-	-	-	-	-	-	-	0.3
Technicians and Associate Professionals	4	-	-	16.2	-	-	-	-	-	-	-	-	-	1.2
Clerical Support Workers	5	-	-	5.3	-	-	-	-	-	-	-	-	-	0.4
Services and Sales Workers	6	-	-	13.6	-	-	-	-	-	-	-	-	-	1.0
Skilled Agricultural, Forestry and Fishery Workers	7	-	-	35.2	-	-	-	-	-	-	-	-	-	2.5
Craft and Related Trades Workers	8	-	-	6.7	-	-	-	-	-	-	-	-	-	0.5
Plant and Machine Operators and Assemblers	9	-	-	5.0	-	-	-	-	-	-	-	-	-	0.4
Elementary Occupations	10	-	-	4.1	-	-	-	-	-	-	-	-	-	0.3
Can't choose/NA	-8	-	-	1.4	-	-	-	-	-	-	-	-	-	0.1
IAP	-1	100.0	100.0	5.3	100.0	100.0	100.0	100.0	100.0	100.0	100.0	100.0	100.0	93.1
N		7276	1508	1599	1576	1535	1396	1294	1370	1051	1031	1205	1230	22071

\*\* International Standard Classification of Occupations (ISCO08)

\*\*\* Keyword: Job, Occupation, Position

**Table 2411 Father's occupation when R was 15**

[Questionnaire] What was your father's occupation when you were 15 years old (third grade in middle school)? If your father's job changed frequently, please think about the job that he held for the longest period and worked most of the time.

[VAR] FATOCC15

RESPONSE	PUNCH	03-07	2008	2009	2010	2011	2012	2013	2014	2016	2018	2021	2023	TOTAL
Manager (company executive)	1	-	-	-	-	-	-	-	-	-	4.7	-	-	0.2
Professional or semi-professional (doctors, lawyers, teachers, real estate agents, etc.)	2	-	-	-	-	-	-	-	-	-	4.5	-	-	0.2
Office worker (general office worker)	3	-	-	-	-	-	-	-	-	-	10.8	-	-	0.5
Service worker (hairdressers, cooks, leisure service workers, including service-related self-employment business owners)	4	-	-	-	-	-	-	-	-	-	6.4	-	-	0.3
Sales worker (wholesale and/or retail sales workers, including sales-related self-employment business owners)	5	-	-	-	-	-	-	-	-	-	9.1	-	-	0.4
Farming / forestry / fishing industry workers	6	-	-	-	-	-	-	-	-	-	25.2	-	-	1.2
Skilled technical worker (tailors, mechanics, install or repair technicians, plasterers or stucco masons, jewelers ect.)	7	-	-	-	-	-	-	-	-	-	11.1	-	-	0.5
Semi-skilled technical worker (factory machine operators, vehicle drivers, ect.)	8	-	-	-	-	-	-	-	-	-	6.1	-	-	0.3
Simple manual worker (cleaners, security guards, housekeepers, etc.)	9	-	-	-	-	-	-	-	-	-	3.0	-	-	0.1
Soldier / civil servant	10	-	-	-	-	-	-	-	-	-	8.4	-	-	0.4
Unemployed	11	-	-	-	-	-	-	-	-	-	2.7	-	-	0.1
(Father has been) absent	12	-	-	-	-	-	-	-	-	-	5.6	-	-	0.3
Can't choose/NA	-8	-	-	-	-	-	-	-	-	-	2.3	-	-	0.1
IAP	-1	100.0	100.0	100.0	100.0	100.0	100.0	100.0	100.0	100.0	0.0	100.0	100.0	95.3
N		7276	1508	1599	1576	1535	1396	1294	1370	1051	1031	1205	1230	22071

\* SHOW CARD

\*\*\* Keyword: Occupation



**Table 2412 Working status of R's mother**

[Questionnaire] When you were 15 years old, did your mother work outside the household? If your mother did not work when you were 15 years old, did your mother work before? If she worked before, when did she stop working

[VAR] MAWRKST

RESPONSE	PUNCH	03-07	2008	2009	2010	2011	2012	2013	2014	2016	2018	2021	2023	TOTAL
My mother did have a job when I was 15 years	1	-	-	48.6	-	-	-	-	-	-	-	-	-	3.5
My mother never had a job outside the household	2	-	-	44.1	-	-	-	-	-	-	-	-	-	3.2
My mother stopped working before she got married	3	-	-	2.9	-	-	-	-	-	-	-	-	-	0.2
My mother stopped working after she got married, but before her first child was born	4	-	-	0.8	-	-	-	-	-	-	-	-	-	0.1
My mother stopped working after her first child was born	5	-	-	1.4	-	-	-	-	-	-	-	-	-	0.1
Can't choose/NA	-8	-	-	1.1	-	-	-	-	-	-	-	-	-	0.1
IAP	-1	100.0	100.0	1.1	100.0	100.0	100.0	100.0	100.0	100.0	100.0	100.0	100.0	92.8
N		7276	1508	1599	1576	1535	1396	1294	1370	1051	1031	1205	1230	22071

\* SHOW CARD

\*\*\* Keyword: Job

**Table 2413 Employment sector of R's mother when R was 15**

[Questionnaire] When you were 15 years old, for whom did your mother work? If your mother did not have a paid job at the time, please give information about her last job before that time

[VAR] MASECTOR

RESPONSE	PUNCH	03-07	2008	2009	2010	2011	2012	2013	2014	2016	2018	2021	2023	TOTAL
Employee of a private company or business	1	-	-	12.3	-	-	-	-	-	-	-	-	-	0.9
Government	2	-	-	1.9	-	-	-	-	-	-	-	-	-	0.1
Self-employed	3	-	-	38.6	-	-	-	-	-	-	-	-	-	2.8
Other	4	-	-	0.3	-	-	-	-	-	-	-	-	-	0.0
Can't choose/NA	-8	-	-	0.6	-	-	-	-	-	-	-	-	-	0.0
IAP	-1	100.0	100.0	46.3	100.0	100.0	100.0	100.0	100.0	100.0	100.0	100.0	100.0	96.1
N		7276	1508	1599	1576	1535	1396	1294	1370	1051	1031	1205	1230	22071

\*\*\* Keyword: Job, Occupation

**Table 2414 Mather's industry when R was 15 (ISIC\_3\_cre.)**

[Questionnaire] When you were 15 years old, what kind of work did your mother do; what was her main occupation. If your mother did not have a paid job at the time, please give information about her last job before that time...

INDUSTRY

[VAR] MAINDUS

RESPONSE	PUNCH	03-07	2008	2009	2010	2011	2012	2013	2014	2016	2018	2021	2023	TOTAL
Agriculture and Forestry	1	-	-	21.8	-	-	-	-	-	-	-	-	-	1.6
Fishing	2	-	-	0.6	-	-	-	-	-	-	-	-	-	0.0
Manufacturing	4	-	-	6.3	-	-	-	-	-	-	-	-	-	0.5
Construction	6	-	-	0.7	-	-	-	-	-	-	-	-	-	0.0
Wholesale and retail trade; repair of motor vehicles, motorcycles and personal and household goods	7	-	-	8.8	-	-	-	-	-	-	-	-	-	0.6
Hotels and restaurants	8	-	-	5.8	-	-	-	-	-	-	-	-	-	0.4
Telecommunications	10	-	-	0.1	-	-	-	-	-	-	-	-	-	0.0
Financial Institutions and Insurance	11	-	-	1.3	-	-	-	-	-	-	-	-	-	0.1
Real estate activities	12	-	-	0.2	-	-	-	-	-	-	-	-	-	0.0
Business activities	13	-	-	0.6	-	-	-	-	-	-	-	-	-	0.0
Public administration and defence ; compulsory social security	14	-	-	0.6	-	-	-	-	-	-	-	-	-	0.0
Education	15	-	-	2.1	-	-	-	-	-	-	-	-	-	0.1
Health and social work	16	-	-	0.8	-	-	-	-	-	-	-	-	-	0.1
Arts, sports and recreation related services	17	-	-	0.3	-	-	-	-	-	-	-	-	-	0.0
Repair and other personal services	18	-	-	1.6	-	-	-	-	-	-	-	-	-	0.1
Private households with employed persons	19	-	-	0.1	-	-	-	-	-	-	-	-	-	0.0
Can't choose/NA	-8	-	-	1.6	-	-	-	-	-	-	-	-	-	0.1
IAP	-1	100.0	100.0	46.9	100.0	100.0	100.0	100.0	100.0	100.0	100.0	100.0	100.0	96.1
N		7276	1508	1599	1576	1535	1396	1294	1370	1051	1031	1205	1230	22071

\*\* International Standard Industrial Classification (ISIC) ver.3

\*\*\* Keyword: Job, Occupation



**Table 2415 Mather's occupation when R was 15 (ISCO88)**

[Questionnaire] When you were 15 years old, what kind of work did your mother do; what was her main occupation. If your mother did not have a paid job at the time, please give information about her last job before that time...

**OCCUPATION**

[VAR] MAISCO88

RESPONSE	PUNCH	03-07	2008	2009	2010	2011	2012	2013	2014	2016	2018	2021	2023	TOTAL
Armed Forces	1	-	-	0.0	-	-	-	-	-	-	-	-	-	0.0
Legislators, senior officials and managers	2	-	-	0.0	-	-	-	-	-	-	-	-	-	0.0
Professionals	3	-	-	1.6	-	-	-	-	-	-	-	-	-	0.1
Technicians and associate professionals	4	-	-	2.3	-	-	-	-	-	-	-	-	-	0.2
Clerks	5	-	-	2.6	-	-	-	-	-	-	-	-	-	0.2
Service workers and shop and market sales workers	6	-	-	15.1	-	-	-	-	-	-	-	-	-	1.1
Skilled agricultural and fishery workers	7	-	-	22.0	-	-	-	-	-	-	-	-	-	1.6
Craft and related trades workers	8	-	-	2.3	-	-	-	-	-	-	-	-	-	0.2
Plant and machine operators and assemblers	9	-	-	2.1	-	-	-	-	-	-	-	-	-	0.1
Elementary occupations	10	-	-	4.3	-	-	-	-	-	-	-	-	-	0.3
Can't choose/NA	-8	-	-	1.0	-	-	-	-	-	-	-	-	-	0.1
IAP	-1	100.0	100.0	46.9	100.0	100.0	100.0	100.0	100.0	100.0	100.0	100.0	100.0	96.2
N		7276	1508	1599	1576	1535	1396	1294	1370	1051	1031	1205	1230	22071

\*\* International Standard Classification of Occupations (ISCO88)

\*\*\* Keyword: Job, Occupation, Position

**Table 2416 Number of books that R's family had at home when R was 15**

[Questionnaire] About how many books were there around your family's house when you were 15 years old?

[VAR] NUMBOOKS

RESPONSE	PUNCH	03-07	2008	2009	2010	2011	2012	2013	2014	2016	2018	2021	2023	TOTAL
None	1	-	-	6.1	-	-	-	-	-	-	-	-	-	0.4
1 or 2	2	-	-	5.4	-	-	-	-	-	-	-	-	-	0.4
Around 10	3	-	-	13.0	-	-	-	-	-	-	-	-	-	0.9
Around 20	4	-	-	13.8	-	-	-	-	-	-	-	-	-	1.0
Around 50	5	-	-	19.2	-	-	-	-	-	-	-	-	-	1.4
Around 100	6	-	-	20.0	-	-	-	-	-	-	-	-	-	1.4
Around 200	7	-	-	12.4	-	-	-	-	-	-	-	-	-	0.9
Around 500	8	-	-	5.9	-	-	-	-	-	-	-	-	-	0.4
1000 or more	9	-	-	2.1	-	-	-	-	-	-	-	-	-	0.1
Can't choose/NA	-8	-	-	2.1	-	-	-	-	-	-	-	-	-	0.1
IAP	-1	100.0	100.0	0.0	100.0	100.0	100.0	100.0	100.0	100.0	100.0	100.0	100.0	92.8
N		7276	1508	1599	1576	1535	1396	1294	1370	1051	1031	1205	1230	22071

\*\*\* Keyword: Family Members

**Table 2417 R's school life: I tried hard to go to school every day, even if I was slightly sick or when there was another legitimate reason for staying home**

[Questionnaire] Please think about the time you were 15 years old (or before, if you left school at a younger age). How would you describe yourself at the time?... I tried hard to go to school everyday, even if I was slightly sick or when there was another legitimate reason for staying home

[VAR] NOTABSNT

RESPONSE	PUNCH	03-07	2008	2009	2010	2011	2012	2013	2014	2016	2018	2021	2023	TOTAL
Strongly agree	1	-	-	53.7	-	-	-	-	-	-	-	-	-	3.9
Agree	2	-	-	32.0	-	-	-	-	-	-	-	-	-	2.3
Disagree	3	-	-	7.9	-	-	-	-	-	-	-	-	-	0.6
Strongly disagree	4	-	-	2.6	-	-	-	-	-	-	-	-	-	0.2
Can't choose/NA	-8	-	-	0.6	-	-	-	-	-	-	-	-	-	0.0
IAP	-1	100.0	100.0	3.3	100.0	100.0	100.0	100.0	100.0	100.0	100.0	100.0	100.0	93.0
N		7276	1508	1599	1576	1535	1396	1294	1370	1051	1031	1205	1230	22071

\* SHOW CARD

\*\*\* Keyword: School Life

**Table 2418 R's school life: I performed to the best of my ability in school, even on an assignment that I did not like**

[Questionnaire] Please think about the time you were 15 years old (or before, if you left school at a younger age). How would you describe yourself at the time?... I performed to the best of my ability in school, even on an assignment that I did not like

[VAR] HWDOBEST

RESPONSE	PUNCH	03-07	2008	2009	2010	2011	2012	2013	2014	2016	2018	2021	2023	TOTAL
Strongly agree	1	-	-	32.2	-	-	-	-	-	-	-	-	-	2.3
Agree	2	-	-	44.0	-	-	-	-	-	-	-	-	-	3.2
Disagree	3	-	-	16.9	-	-	-	-	-	-	-	-	-	1.2
Strongly disagree	4	-	-	2.9	-	-	-	-	-	-	-	-	-	0.2
Can't choose/NA	-8	-	-	0.7	-	-	-	-	-	-	-	-	-	0.0
IAP	-1	100.0	100.0	3.3	100.0	100.0	100.0	100.0	100.0	100.0	100.0	100.0	100.0	93.0
N		7276	1508	1599	1576	1535	1396	1294	1370	1051	1031	1205	1230	22071

\* SHOW CARD

\*\*\* Keyword: School Life



**Table 2419 R's school life: I worked hard to maintain my performance on a school assignment, even if it would take a long time to start producing any results**

[Questionnaire] Please think about the time you were 15 years old (or before, if you left school at a younger age). How would you describe yourself at the time?... I worked hard to maintain my performance on a school assignment, even if it would take a long time to start producing any results

[VAR] OUTCOME

RESPONSE	PUNCH	03-07	2008	2009	2010	2011	2012	2013	2014	2016	2018	2021	2023	TOTAL
Strongly agree	1	-	-	24.1	-	-	-	-	-	-	-	-	-	1.7
Agree	2	-	-	46.4	-	-	-	-	-	-	-	-	-	3.4
Disagree	3	-	-	22.3	-	-	-	-	-	-	-	-	-	1.6
Strongly disagree	4	-	-	3.3	-	-	-	-	-	-	-	-	-	0.2
Can't choose/NA	-8	-	-	0.6	-	-	-	-	-	-	-	-	-	0.0
IAP	-1	100.0	100.0	3.3	100.0	100.0	100.0	100.0	100.0	100.0	100.0	100.0	100.0	93.0
N		7276	1508	1599	1576	1535	1396	1294	1370	1051	1031	1205	1230	22071

\* SHOW CARD

\*\*\* Keyword: School Life, Performance, Job

**Table 2420 R's school life: When I made plans for school work, I was almost certain that I could make them work**

[Questionnaire] Please think about the time you were 15 years old (or before, if you left school at a younger age). How would you describe yourself at the time?... When I made plans for school work, I was almost certain that I could make them work

[VAR] CONFIDNCE

RESPONSE	PUNCH	03-07	2008	2009	2010	2011	2012	2013	2014	2016	2018	2021	2021	TOTAL
Strongly agree	1	-	-	17.4	-	-	-	-	-	-	-	-	-	1.3
Agree	2	-	-	45.9	-	-	-	-	-	-	-	-	-	3.3
Disagree	3	-	-	28.4	-	-	-	-	-	-	-	-	-	2.1
Strongly disagree	4	-	-	4.2	-	-	-	-	-	-	-	-	-	0.3
Can't choose/NA	-8	-	-	0.9	-	-	-	-	-	-	-	-	-	0.1
IAP	-1	100.0	100.0	3.3	100.0	100.0	100.0	100.0	100.0	100.0	100.0	100.0	100.0	93.0
N		7276	1508	1599	1576	1535	1396	1294	1370	1051	1031	1205	1230	22071

\* SHOW CARD

\*\*\* Keyword: School Life

\*\*\*\* This variable is not included in the ISSP module, but only KGSS included it

**Table 2421 R's school life: I tried to get recognition from others by performing well in school**

[Questionnaire] Please think about the time you were 15 years old (or before, if you left school at a younger age). How would you describe yourself at the time?... I tried to get recognition from others(such as teachers, schoolmates, family or friends) by performing well in school

[VAR] RECGNITN

RESPONSE	PUNCH	03-07	2008	2009	2010	2011	2012	2013	2014	2016	2018	2021	2023	TOTAL
Strongly agree	1	-	-	25.0	-	-	-	-	-	-	-	-	-	1.8
Agree	2	-	-	45.8	-	-	-	-	-	-	-	-	-	3.3
Disagree	3	-	-	21.1	-	-	-	-	-	-	-	-	-	1.5
Strongly disagree	4	-	-	4.1	-	-	-	-	-	-	-	-	-	0.3
Can't choose/NA	-8	-	-	0.8	-	-	-	-	-	-	-	-	-	0.1
IAP	-1	100.0	100.0	3.3	100.0	100.0	100.0	100.0	100.0	100.0	100.0	100.0	100.0	93.0
N		7276	1508	1599	1576	1535	1396	1294	1370	1051	1031	1205	1230	22071

\* SHOW CARD

\*\*\* Keyword: School Life, Family Members, Friends

\*\*\*\* This variable is not included in the ISSP module, but only KGSS included it

**Table 2422 R's school life: I often felt that I had strong influence over my school work**

[Questionnaire] Please think about the time you were 15 years old (or before, if you left school at a younger age). How would you describe yourself at the time?... I often felt that I had strong influence over my school work

[VAR] STDCNTRL

RESPONSE	PUNCH	03-07	2008	2009	2010	2011	2012	2013	2014	2016	2018	2021	2023	TOTAL
Strongly agree	1	-	-	14.0	-	-	-	-	-	-	-	-	-	1.0
Agree	2	-	-	43.7	-	-	-	-	-	-	-	-	-	3.2
Disagree	3	-	-	32.6	-	-	-	-	-	-	-	-	-	2.4
Strongly disagree	4	-	-	5.4	-	-	-	-	-	-	-	-	-	0.4
Can't choose/NA	-8	-	-	0.9	-	-	-	-	-	-	-	-	-	0.1
IAP	-1	100.0	100.0	3.3	100.0	100.0	100.0	100.0	100.0	100.0	100.0	100.0	100.0	93.0
N		7276	1508	1599	1576	1535	1396	1294	1370	1051	1031	1205	1230	22071

\* SHOW CARD

\*\*\* Keyword: School Life

\*\*\*\* This variable is not included in the ISSP module, but only KGSS included it

**Table 2423 R: R's employment sector for the first job after full-time education**

[Questionnaire] In your first job, after leaving full-time education, for whom did you work?

[VAR] FRSTSECT

RESPONSE	PUNCH	03-07	2008	2009	2010	2011	2012	2013	2014	2016	2018	2021	2021	TOTAL
Employee of a private company or business	1	-	-	55.7	-	-	-	-	-	-	-	-	-	4.3
Government	2	-	-	10.8	-	-	-	-	-	-	-	-	-	0.8
Self-employed	3	-	-	13.8	-	-	-	-	-	-	-	-	-	1.1
Other	4	-	-	0.4	-	-	-	-	-	-	-	-	-	0.0
I have never had a paid job	5	-	-	3.9	-	-	-	-	-	-	-	-	-	0.3
Can't choose/NA	-8	-	-	0.4	-	-	-	-	-	-	-	-	-	0.0
IAP	-1	100.0	100.0	14.9	100.0	100.0	100.0	100.0	100.0	100.0	100.0	100.0	100.0	93.8
N		7276	1508	1599	1576	1535	1396	1294	1370	1051	1031	1205	1230	22071

\*\*\* Keyword: School Education, Job



**Table 2424 R: R: Industry of the first job R had after the full-time education**

[Questionnaire] In this first job, what was your main occupation... INDUSTRY

[VAR] FSTIND

RESPONSE	PUNCH	03-07	2008	2009	2010	2011	2012	2013	2014	2016	2018	2021	2023	TOTAL
Agriculture and Forestry	1	-	-	6.7	-	-	-	-	-	-	-	-	-	0.5
Fishing	2	-	-	0.4	-	-	-	-	-	-	-	-	-	0.0
Mining and quarrying	3	-	-	0.1	-	-	-	-	-	-	-	-	-	0.0
Manufacturing	4	-	-	24.0	-	-	-	-	-	-	-	-	-	1.7
Electricity, gas, and water supply	5	-	-	0.4	-	-	-	-	-	-	-	-	-	0.0
Construction	6	-	-	4.2	-	-	-	-	-	-	-	-	-	0.3
Wholesale and retail trade	7	-	-	9.1	-	-	-	-	-	-	-	-	-	0.7
Accommodation and food service activities	8	-	-	3.9	-	-	-	-	-	-	-	-	-	0.3
Transportation	9	-	-	1.9	-	-	-	-	-	-	-	-	-	0.1
Telecommunications	10	-	-	1.2	-	-	-	-	-	-	-	-	-	0.1
Financial and insurance activities	11	-	-	3.7	-	-	-	-	-	-	-	-	-	0.3
Real estate activities and renting and leasing	12	-	-	0.3	-	-	-	-	-	-	-	-	-	0.0
Business support services	13	-	-	3.9	-	-	-	-	-	-	-	-	-	0.3
Public administration and defence ; compulsory social security	14	-	-	4.9	-	-	-	-	-	-	-	-	-	0.4
Education	15	-	-	7.9	-	-	-	-	-	-	-	-	-	0.6
Human health and social work activities	16	-	-	3.1	-	-	-	-	-	-	-	-	-	0.2
Arts, sports and recreation related services	17	-	-	1.2	-	-	-	-	-	-	-	-	-	0.1
Repair and other personal services	18	-	-	2.4	-	-	-	-	-	-	-	-	-	0.2
Domestic Chore Service	19	-	-	0.1	-	-	-	-	-	-	-	-	-	0.0
Can't choose/NA	-8	-	-	1.1	-	-	-	-	-	-	-	-	-	0.1
IAP	-1	100.0	100.0	19.3	100.0	100.0	100.0	100.0	100.0	100.0	100.0	100.0	100.0	94.1
N		7276	1508	1599	1576	1535	1396	1294	1370	1051	1031	1205	1230	22071

\*\*\* Keyword: School Education, Job

**Table 2425 R: R: Occupation of the first job R had after the full-time education**

[Questionnaire] In this first job, what was your main occupation... OCCUPATION

[VAR] FSTISC88

RESPONSE	PUNCH	03-07	2008	2009	2010	2011	2012	2013	2014	2016	2018	2021	2023	TOTAL
Armed Forces	1	-	-	1.1	-	-	-	-	-	-	-	-	-	0.1
Legislative, Senior Officials and Managers	2	-	-	0.0	-	-	-	-	-	-	-	-	-	0.0
Professionals	3	-	-	5.5	-	-	-	-	-	-	-	-	-	0.4
Engineers and Semi Professionals	4	-	-	12.9	-	-	-	-	-	-	-	-	-	0.9
Administrative Clerks	5	-	-	21.8	-	-	-	-	-	-	-	-	-	1.6
Service Workers and Retail and Market Salespersons	6	-	-	10.8	-	-	-	-	-	-	-	-	-	0.8
Skilled Agricultural, Forestry and Fisherv Workers	7	-	-	6.6	-	-	-	-	-	-	-	-	-	0.5
Craft and Related Trades Workers	8	-	-	8.1	-	-	-	-	-	-	-	-	-	0.6
Equipment, Machine Operating and Assembling Workers	9	-	-	7.4	-	-	-	-	-	-	-	-	-	0.5
Elementary Workers	10	-	-	5.9	-	-	-	-	-	-	-	-	-	0.4
Can't choose/NA	-8	-	-	0.6	-	-	-	-	-	-	-	-	-	0.0
IAP	-1	100.0	100.0	19.3	100.0	100.0	100.0	100.0	100.0	100.0	100.0	100.0	100.0	94.2
N		7276	1508	1599	1576	1535	1396	1294	1370	1051	1031	1205	1230	22071

\*\*\* Keyword: School Education, Job, Position

**Table 2426 Subjective class identification**

[Questionnaire] Most people see themselves as belonging to a particular class. Please tell me which social class you would say you belong to?

[VAR] CLASS2

RESPONSE	PUNCH	03-07	2008	2009	2010	2011	2012	2013	2014	2016	2018	2021	2023	TOTAL
Lower class	1	-	-	11.7	-	-	-	-	-	-	-	-	-	0.8
Working class	2	-	-	7.3	-	-	-	-	-	-	-	-	-	0.5
Lower middle class	3	-	-	27.0	-	-	-	-	-	-	-	-	-	2.0
Middle class	4	-	-	43.5	-	-	-	-	-	-	-	-	-	3.2
Upper middle class	5	-	-	9.6	-	-	-	-	-	-	-	-	-	0.7
Upper class	6	-	-	0.8	-	-	-	-	-	-	-	-	-	0.1
Can't choose/NA	-8	-	-	0.1	-	-	-	-	-	-	-	-	-	0.0
IAP	-1	100.0	100.0	0.0	100.0	100.0	100.0	100.0	100.0	100.0	100.0	100.0	100.0	92.8
N		7276	1508	1599	1576	1535	1396	1294	1370	1051	1031	1205	1230	22071

\* SHOW CARD



**Table 2427 Monetary value of the house or apartment that R and/or family live in (after paying off debts if there is any)**

[Questionnaire] About how much money would be left if the home or apartment you and/or your immediate family live in was sold, and any debts on it, such as a mortgage or personal loan, would have been paid off? Please give your best estimate. (unit : 10,000 WON)

[VAR] VALPRPTY

RESPONSE	PUNCH	03-07	2008	2009	2010	2011	2012	2013	2014	2016	2018	2021	2023	TOTAL
Just debts	1	-	-	3.8	-	-	-	-	-	-	-	-	-	0.3
I/we do not own a home	2	-	-	17.1	-	-	-	-	-	-	-	-	-	1.2
Less than 5,000	3	-	-	16.6	-	-	-	-	-	-	-	-	-	1.2
5,000 ~ 7,500	4	-	-	9.3	-	-	-	-	-	-	-	-	-	0.7
7,500 ~ 10,000	5	-	-	9.0	-	-	-	-	-	-	-	-	-	0.7
10,000 ~ 12,500	6	-	-	8.2	-	-	-	-	-	-	-	-	-	0.6
12,500 ~ 15,000	7	-	-	4.4	-	-	-	-	-	-	-	-	-	0.3
15,000 ~ 17,500	8	-	-	3.7	-	-	-	-	-	-	-	-	-	0.3
17,500 ~ 20,000	9	-	-	3.3	-	-	-	-	-	-	-	-	-	0.2
20,000 ~ 25,000	10	-	-	6.3	-	-	-	-	-	-	-	-	-	0.5
25,000 ~ 35,000	11	-	-	4.5	-	-	-	-	-	-	-	-	-	0.3
More than 35,000	12	-	-	10.5	-	-	-	-	-	-	-	-	-	0.8
Can't choose/NA	-8	-	-	3.5	-	-	-	-	-	-	-	-	-	0.3
IAP	-1	100.0	100.0	0.0	100.0	100.0	100.0	100.0	100.0	100.0	100.0	100.0	100.0	92.8
N		7276	1508	1599	1576	1535	1396	1294	1370	1051	1031	1205	1230	22071

\* SHOW CARD

\*\*\* Keyword: Family Members, Debt, Property

**Table 2428 Value of money if all the savings, stocks, and bonds of R and/or of family are converted to cash (after paying off debts if there is any)**

[Questionnaire] About how much money would be left if you and/or your immediate family converted to cash all savings, stocks, or bonds you own, and then paid off any personal debts you have (not including any home loan)? Please give your best estimate. (unit : 10,000 WON)

[VAR] VALMOVL

RESPONSE	PUNCH	03-07	2008	2009	2010	2011	2012	2013	2014	2016	2018	2021	2023	TOTAL
Just debts	1	-	-	6.1	-	-	-	-	-	-	-	-	-	0.4
Nothing	2	-	-	20.1	-	-	-	-	-	-	-	-	-	1.5
Less than 1,000	3	-	-	9.1	-	-	-	-	-	-	-	-	-	0.7
1,000 ~ 2,000	4	-	-	5.9	-	-	-	-	-	-	-	-	-	0.4
2,000 ~ 3,000	5	-	-	5.9	-	-	-	-	-	-	-	-	-	0.4
3,000 ~ 4,000	6	-	-	5.2	-	-	-	-	-	-	-	-	-	0.4
4,000 ~ 5,000	7	-	-	4.9	-	-	-	-	-	-	-	-	-	0.4
5,000 ~ 6,000	8	-	-	5.7	-	-	-	-	-	-	-	-	-	0.4
6,000 ~ 7,000	9	-	-	2.0	-	-	-	-	-	-	-	-	-	0.1
7,000 ~ 8,000	10	-	-	3.1	-	-	-	-	-	-	-	-	-	0.2
8,000 ~ 10,000	11	-	-	5.3	-	-	-	-	-	-	-	-	-	0.4
More than 10,000	12	-	-	19.6	-	-	-	-	-	-	-	-	-	1.4
Can't choose/NA	-8	-	-	7.3	-	-	-	-	-	-	-	-	-	0.5
IAP	-1	100.0	100.0	0.0	100.0	100.0	100.0	100.0	100.0	100.0	100.0	100.0	100.0	92.8
N		7276	1508	1599	1576	1535	1396	1294	1370	1051	1031	1205	1230	22071

\* SHOW CARD

\*\*\* Keyword: Family Members, Property, Debt

## ISSP 2010/2020 Environment

**Table 2429 The most important issue in Korea**

[Questionnaire] Which of these issues is the most important for Korea today? Which is the next most important... most important

[VAR] TOPPROB1

RESPONSE	PUNCH	03-07	2008	2009	2010	2011	2012	2013	2014	2016	2018	2021	2023	TOTAL
Health care	1	-	-	-	8.8	-	-	-	-	-	-	10.5	-	1.2
Education	2	-	-	-	15.0	-	-	-	-	-	-	6.4	-	1.4
Crime	3	-	-	-	29.1	-	-	-	-	-	-	12.0	-	2.7
The environment	4	-	-	-	7.4	-	-	-	-	-	-	15.9	-	1.4
Immigration	5	-	-	-	0.7	-	-	-	-	-	-	0.6	-	0.1
The economy	6	-	-	-	30.4	-	-	-	-	-	-	49.7	-	4.9
Terrorism	7	-	-	-	0.5	-	-	-	-	-	-	0.2	-	0.0
Poverty	8	-	-	-	5.8	-	-	-	-	-	-	3.2	-	0.6
Others	77	-	-	-	0.5	-	-	-	-	-	-	0.9	-	0.1
Can't choose/NA	-8	-	-	-	1.8	-	-	-	-	-	-	0.5	-	0.2
IAP	-1	100.0	100.0	100.0	0.0	100.0	100.0	100.0	100.0	100.0	100.0	0.0	100.0	87.4
N		7276	1508	1599	1576	1535	1396	1294	1370	1051	1031	1205	1230	22071

\* SHOW CARD

\*\*\* Keyword: The Most Important Issues for Korea



**Table 2430 Second most important issue in Korea**

[Questionnaire] Which of these issues is the most important for Korea today? Which is the next most important... next most important

[VAR] TOPPROB2

RESPONSE	PUNCH	03-07	2008	2009	2010	2011	2012	2013	2014	2016	2018	2021	2023	TOTAL
Health care	1	-	-	-	7.0	-	-	-	-	-	-	12.5	-	1.2
Education	2	-	-	-	22.5	-	-	-	-	-	-	8.9	-	2.1
Crime	3	-	-	-	16.6	-	-	-	-	-	-	17.2	-	2.1
The environment	4	-	-	-	15.2	-	-	-	-	-	-	22.6	-	2.3
Immigration	5	-	-	-	1.1	-	-	-	-	-	-	2.3	-	0.2
The economy	6	-	-	-	25.3	-	-	-	-	-	-	24.3	-	3.1
Terrorism	7	-	-	-	1.1	-	-	-	-	-	-	0.9	-	0.1
Poverty	8	-	-	-	8.3	-	-	-	-	-	-	8.9	-	1.1
Others	77	-	-	-	0.3	-	-	-	-	-	-	0.7	-	0.1
Can't choose/NA	-8	-	-	-	2.5	-	-	-	-	-	-	1.7	-	0.3
IAP	-1	100.0	100.0	100.0	0.0	100.0	100.0	100.0	100.0	100.0	100.0	0.0	100.0	87.4
N		7276	1508	1599	1576	1535	1396	1294	1370	1051	1031	1205	1230	22071

\* SHOW CARD

\*\*\* Keyword: The Most Important Issues for Korea

**Table 2431 Agree or disagree: Private enterprise is the best way to solve Korea's economic problems**

[Questionnaire] How much do you agree or disagree with each of these statements... Private enterprise is the best way to solve Korea's economic problems

[VAR] PRIVENT

RESPONSE	PUNCH	03-07	2008	2009	2010	2011	2012	2013	2014	2016	2018	2021	2023	TOTAL
Strongly agree	1	-	-	-	11.7	-	-	-	-	-	-	7.1	-	1.2
Agree	2	-	-	-	36.2	-	-	-	-	-	-	44.9	-	5.0
Neither agree nor disagree	3	-	-	-	29.3	-	-	-	-	-	-	34.9	-	4.0
Disagree	4	-	-	-	15.2	-	-	-	-	-	-	10.4	-	1.7
Strongly disagree	5	-	-	-	4.6	-	-	-	-	-	-	1.6	-	0.4
Can't choose/NA	-8	-	-	-	3.0	-	-	-	-	-	-	1.2	-	0.3
IAP	-1	100.0	100.0	100.0	0.0	100.0	100.0	100.0	100.0	100.0	100.0	0.0	100.0	87.4
N		7276	1508	1599	1576	1535	1396	1294	1370	1051	1031	1205	1230	22071

\* SHOW CARD

\*\*\* Keyword: Private Firm

**Table 2432 Korea's highest priority**

[Questionnaire] Looking at the list below, please tick a box next to the one thing you think should be Korea's highest priority, the most important thing it should do... highest priority

[VAR] POSTMAT1

RESPONSE	PUNCH	03-07	2008	2009	2010	2011	2012	2013	2014	2016	2018	2021	2023	TOTAL
Maintain order in the nation	1	-	-	-	24.4	-	-	-	-	-	-	32.4	34.8	5.5
Give people more say in government decisions	2	-	-	-	15.4	-	-	-	-	-	-	12.0	13.5	2.5
Fight rising prices	3	-	-	-	49.4	-	-	-	-	-	-	49.0	46.0	8.8
Protect freedom of speech	4	-	-	-	8.4	-	-	-	-	-	-	5.6	5.5	1.2
Can't choose/NA	-8	-	-	-	2.4	-	-	-	-	-	-	0.9	0.2	0.2
IAP	-1	100.0	100.0	100.0	0.0	100.0	100.0	100.0	100.0	100.0	100.0	0.0	0.0	81.8
N		7276	1508	1599	1576	1535	1396	1294	1370	1051	1031	1205	1230	22071

\* SHOW CARD

**Table 2433 Korea's second highest priority**

[Questionnaire] Looking at the list below, please tick a box next to the one thing you think should be Korea's highest priority, the most important thing it should do... next highest priority

[VAR] POSTMAT2

RESPONSE	PUNCH	03-07	2008	2009	2010	2011	2012	2013	2014	2016	2018	2021	2023	TOTAL
Maintain order in the nation	1	-	-	-	24.5	-	-	-	-	-	-	33.1	33.5	5.4
Give people more say in government decisions	2	-	-	-	24.7	-	-	-	-	-	-	22.3	21.3	4.1
Fight rising prices	3	-	-	-	27.3	-	-	-	-	-	-	28.3	32.4	5.3
Protect freedom of speech	4	-	-	-	19.0	-	-	-	-	-	-	12.8	12.8	2.8
Can't choose/NA	-8	-	-	-	4.6	-	-	-	-	-	-	3.5	0.0	0.5
IAP	-1	100.0	100.0	100.0	0.0	100.0	100.0	100.0	100.0	100.0	100.0	0.0	0.0	81.9
N		7276	1508	1599	1576	1535	1396	1294	1370	1051	1031	1205	1230	22071

\* SHOW CARD

**Table 2434 Trust on most people**

[Questionnaire] Generally speaking, would you say that most people can be trusted, or that you can't be too careful in dealing with people? Please tick one box to show what you think, where 1 means you can't be too careful and 5 means most people can be trusted

[VAR] TRUST5

RESPONSE	PUNCH	03-07	2008	2009	2010	2011	2012	2013	2014	2016	2018	2021	2023	TOTAL
You can't be too careful	1	-	-	-	18.3	-	-	-	-	-	-	5.5	-	1.6
2	2	-	-	-	22.9	-	-	-	-	-	-	23.3	-	2.9
3	3	-	-	-	35.6	-	-	-	-	-	-	39.3	-	4.7
4	4	-	-	-	19.1	-	-	-	-	-	-	29.9	-	3.0
Most people can be trusted	5	-	-	-	3.6	-	-	-	-	-	-	2.0	-	0.4
Can't choose/NA	-8	-	-	-	0.5	-	-	-	-	-	-	0.0	-	0.0
IAP	-1	100.0	100.0	100.0	0.0	100.0	100.0	100.0	100.0	100.0	100.0	0.0	100.0	87.4
N		7276	1508	1599	1576	1535	1396	1294	1370	1051	1031	1205	1230	22071

\* SHOW CARD

\*\*\* Keyword: Trust



**Table 2435 Assessment on fairness of most people**

[Questionnaire] Do you think most people would try to take advantage of you if they got a chance, or would they try to be fair?

[VAR] FAIR

RESPONSE	PUNCH	03-07	2008	2009	2010	2011	2012	2013	2014	2016	2018	2021	2023	TOTAL
Would take advantage of you	1	20.8	33.9	30.3	—	28.2	32.2	31.4	29.5	43.2	37.6	35.2	37.8	26.9
Would try to be fair	2	26.5	47.0	50.8	—	43.7	35.6	44.4	39.1	48.7	45.1	50.7	48.5	35.8
DEPENDS	3	11.8	18.1	17.3	—	27.3	30.9	23.1	31.2	7.7	16.4	13.7	13.1	16.1
Can't choose/NA	-8	0.9	1.1	1.6	—	0.8	1.4	1.1	0.3	0.4	0.9	0.4	0.6	0.8
IAP	-1	40.1	0.0	0.0	100.0	0.0	0.0	0.0	0.0	0.0	0.0	0.0	0.0	20.4
N		7276	1508	1599	1576	1535	1396	1294	1370	1051	1031	1205	1230	22071

\* SHOW CARD

\*\*\* Keyword: Fair

**Table 2436 Fairness of most people**

[Questionnaire] Generally speaking, do you think that most people would try to take advantage of you if they got the chance, or would they try to be fair? Please tick one box to show what you think, where 1 means most people would try to take advantage of you and 5 means that most people would try to be fair

[VAR] FAIR5

RESPONSE	PUNCH	03-07	2008	2009	2010	2011	2012	2013	2014	2016	2018	2021	2023	TOTAL
Most people would try to take advantage	1	—	—	—	—	7.7	—	—	—	—	—	—	—	0.6
2	2	—	—	—	—	15.8	—	—	—	—	—	—	—	1.1
3	3	—	—	—	—	36.7	—	—	—	—	—	—	—	2.6
4	4	—	—	—	—	24.8	—	—	—	—	—	—	—	1.8
Most people would try to be fair	5	—	—	—	—	13.6	—	—	—	—	—	—	—	1.0
Can't choose/NA	-8	—	—	—	—	1.3	—	—	—	—	—	—	—	0.1
IAP	-1	100.0	100.0	100.0	100.0	0.0	100.0	100.0	100.0	100.0	100.0	100.0	100.0	92.9
N		7276	1508	1599	1576	1535	1396	1294	1370	1051	1031	1205	1230	22071

\* SHOW CARD

\*\*\* Keyword: Fair

**Table 2437 General concerns for the environment**

[Questionnaire] Generally speaking, how concerned are you about environmental issues? Please tick one box below to indicate what you think, where 1 means you are not at all concerned and 5 means you are very concerned

[VAR] GRNCON

RESPONSE	PUNCH	03-07	2008	2009	2010	2011	2012	2013	2014	2016	2018	2021	2023	TOTAL
Not at all concerned	1	—	—	—	2.5	—	—	—	2.9	—	—	0.7	—	0.4
2	2	—	—	—	8.8	—	—	—	10.7	—	—	6.8	—	1.7
3	3	—	—	—	25.0	—	—	—	28.4	—	—	27.3	—	5.0
4	4	—	—	—	35.8	—	—	—	38.3	—	—	48.6	—	7.6
Very concerned	5	—	—	—	26.9	—	—	—	19.5	—	—	16.4	—	4.0
Can't choose/NA	-8	—	—	—	1.0	—	—	—	0.1	—	—	0.2	—	0.1
IAP	-1	100.0	100.0	100.0	0.0	100.0	100.0	100.0	0.0	100.0	100.0	0.0	100.0	81.2
N		7276	1508	1599	1576	1535	1396	1294	1370	1051	1031	1205	1230	22071

\* SHOW CARD

\*\*\* Keyword: Environment

**Table 2438 The most important environmental problem**

[Questionnaire] Here is a list of some different environmental problems. Which problem, if any, do you think is the most important for Korea as a whole?

[VAR] ENTRBUS

RESPONSE	PUNCH	03-07	2008	2009	2010	2011	2012	2013	2014	2016	2018	2021	2023	TOTAL
Air pollution	1	—	—	—	19.7	—	—	—	20.1	—	—	24.3	—	4.0
Chemicals and pesticides	2	—	—	—	5.9	—	—	—	5.3	—	—	3.2	—	0.9
Water shortage	3	—	—	—	13.5	—	—	—	9.7	—	—	3.2	—	1.7
Water pollution	4	—	—	—	13.5	—	—	—	8.5	—	—	7.5	—	1.9
Nuclear waste	5	—	—	—	2.6	—	—	—	11.6	—	—	2.4	—	1.0
Domestic waste disposal	6	—	—	—	21.6	—	—	—	21.3	—	—	27.7	—	4.4
Climate change	7	—	—	—	12.6	—	—	—	13.7	—	—	26.7	—	3.2
Genetically modified foods	8	—	—	—	2.0	—	—	—	2.8	—	—	1.2	—	0.4
Using up our natural resource	9	—	—	—	5.5	—	—	—	6.6	—	—	3.2	—	1.0
OTHERS	11	—	—	—	0.1	—	—	—	0.0	—	—	0.0	—	0.0
기타	77	—	—	—	0.0	—	—	—	0.1	—	—	0.1	—	0.0
Can't choose/NA	-8	—	—	—	2.9	—	—	—	0.4	—	—	0.6	—	0.3
IAP	-1	100.0	100.0	100.0	0.0	100.0	100.0	100.0	0.0	100.0	100.0	0.0	100.0	81.2
N		7276	1508	1599	1576	1535	1396	1294	1370	1051	1031	1205	1230	22071

\* SHOW CARD

\*\*\* Keyword: Environment, The Most Important Issues for Korea



**Table 2439 An environmental problem that affects R and R's family the most**

[Questionnaire] Here is a list of some different environmental problems. Which problem, if any, affects you and your family the most?

[VAR] ENPRBFAM

RESPONSE	PUNCH	03-07	2008	2009	2010	2011	2012	2013	2014	2016	2018	2021	2023	TOTAL
Air pollution	1	-	-	-	19.2	-	-	-	26.3	-	-	-	-	3.0
Chemicals and pesticides	2	-	-	-	12.0	-	-	-	9.1	-	-	-	-	1.4
Water shortage	3	-	-	-	4.4	-	-	-	5.6	-	-	-	-	0.7
Water pollution	4	-	-	-	13.1	-	-	-	7.0	-	-	-	-	1.4
Nuclear waste	5	-	-	-	0.8	-	-	-	2.3	-	-	-	-	0.2
Domestic waste disposal	6	-	-	-	20.1	-	-	-	27.1	-	-	-	-	3.1
Climate change	7	-	-	-	10.3	-	-	-	11.0	-	-	-	-	1.4
Genetically modified foods	8	-	-	-	11.2	-	-	-	9.8	-	-	-	-	1.4
Using up our natural resource	9	-	-	-	3.2	-	-	-	1.2	-	-	-	-	0.3
Noises	10	-	-	-	0.1	-	-	-	0.0	-	-	-	-	0.0
OTHERS	77	-	-	-	0.0	-	-	-	0.1	-	-	-	-	0.0
Can't choose/NA	-8	-	-	-	5.7	-	-	-	0.5	-	-	-	-	0.4
IAP	-1	100.0	100.0	100.0	0.0	100.0	100.0	100.0	0.0	100.0	100.0	100.0	100.0	86.7
N		7276	1508	1599	1576	1535	1396	1294	1370	1051	1031	1205	1230	22071

\* SHOW CARD

\*\*\* Keyword: Environment, Family Members

**Table 2440 Level of knowledge in the causes of environmental problems**

[Questionnaire] How much do you feel you know about the causes of these sorts of environmental problems? Please tick one box below to indicate what you think, where 1 indicates you feel you know nothing at all and 5 indicates you feel you know a great deal

[VAR] KNWCAUSE

RESPONSE	PUNCH	03-07	2008	2009	2010	2011	2012	2013	2014	2016	2018	2021	2023	TOTAL
Know nothing at all	1	-	-	-	10.0	-	-	-	-	-	-	-	-	0.7
2	2	-	-	-	22.7	-	-	-	-	-	-	-	-	1.6
3	3	-	-	-	43.0	-	-	-	-	-	-	-	-	3.1
4	4	-	-	-	19.3	-	-	-	-	-	-	-	-	1.4
Know a great deal	5	-	-	-	4.3	-	-	-	-	-	-	-	-	0.3
Can't choose/NA	-8	-	-	-	0.7	-	-	-	-	-	-	-	-	0.0
IAP	-1	100.0	100.0	100.0	0.0	100.0	100.0	100.0	100.0	100.0	100.0	100.0	100.0	92.9
N		7276	1508	1599	1576	1535	1396	1294	1370	1051	1031	1205	1230	22071

\* SHOW CARD

\*\*\* Keyword: Environment

**Table 2441 Level of knowledge in the solutions of environmental problems**

[Questionnaire] How much do you feel you know about solutions to these sorts of environmental problems? Please tick one box below to indicate what you think, where 1 indicates you feel you know nothing at all and 5 indicates you feel you know a great deal

[VAR] KNOWSOL

RESPONSE	PUNCH	03-07	2008	2009	2010	2011	2012	2013	2014	2016	2018	2021	2023	TOTAL
Know nothing at all	1	-	-	-	13.3	-	-	-	-	-	-	-	-	1.0
2	2	-	-	-	26.3	-	-	-	-	-	-	-	-	1.9
3	3	-	-	-	42.8	-	-	-	-	-	-	-	-	3.1
4	4	-	-	-	14.0	-	-	-	-	-	-	-	-	1.0
Know a great deal	5	-	-	-	3.0	-	-	-	-	-	-	-	-	0.2
Can't choose/NA	-8	-	-	-	0.6	-	-	-	-	-	-	-	-	0.0
IAP	-1	100.0	100.0	100.0	0.0	100.0	100.0	100.0	100.0	100.0	100.0	100.0	100.0	92.9
N		7276	1508	1599	1576	1535	1396	1294	1370	1051	1031	1205	1230	22071

\* SHOW CARD

\*\*\* Keyword: Environment

**Table 2442 Agree or disagree: We believe too often in science, and not enough in feelings and faith**

[Questionnaire] How much do you agree or disagree with each of these statement... We believe too often in science, and not enough in feelings and faith

[VAR] SCIFAITH

RESPONSE	PUNCH	03-07	2008	2009	2010	2011	2012	2013	2014	2016	2018	2021	2023	TOTAL
Strongly agree	1	-	-	-	9.9	-	-	10.9	-	-	-	-	-	1.3
Agree	2	-	-	-	36.8	-	-	42.0	-	-	-	-	-	5.1
Neither agree nor disagree	3	-	-	-	30.4	-	-	27.8	-	-	-	-	-	3.8
Disagree	4	-	-	-	17.6	-	-	15.9	-	-	-	-	-	2.2
Strongly disagree	5	-	-	-	3.0	-	-	3.1	-	-	-	-	-	0.4
Can't choose/NA	-8	-	-	-	2.3	-	-	0.2	-	-	-	-	-	0.2
IAP	-1	100.0	100.0	100.0	0.0	100.0	100.0	0.0	100.0	100.0	100.0	100.0	100.0	87.0
N		7276	1508	1599	1576	1535	1396	1294	1370	1051	1031	1205	1230	22071

\* SHOW CARD

\*\*\* Keyword: Science, Emotion, Trust, Religion



**Table 2443 Agree or disagree: Overall, modern science does more harm than good**

[Questionnaire] How much do you agree or disagree with each of these statement... Overall, modern science does more harm than good

[VAR] HARMGOOD

RESPONSE	PUNCH	03-07	2008	2009	2010	2011	2012	2013	2014	2016	2018	2021	2023	TOTAL
Strongly agree	1	-	-	-	3.4	-	-	4.1	-	-	-	-	-	0.5
Agree	2	-	-	-	18.3	-	-	17.9	-	-	-	-	-	2.4
Neither agree nor disagree	3	-	-	-	26.6	-	-	28.0	-	-	-	-	-	3.5
Disagree	4	-	-	-	38.3	-	-	39.3	-	-	-	-	-	5.0
Strongly disagree	5	-	-	-	11.3	-	-	10.5	-	-	-	-	-	1.4
Can't choose/NA	-8	-	-	-	2.0	-	-	0.2	-	-	-	-	-	0.2
IAP	-1	100.0	100.0	100.0	0.0	100.0	100.0	0.0	100.0	100.0	100.0	100.0	100.0	87.0
N		7276	1508	1599	1576	1535	1396	1294	1370	1051	1031	1205	1230	22071

\* SHOW CARD

\*\*\* Keyword: Science

**Table 2444 Agree or disagree: Modern science will solve our environmental problems with little change to our way of life**

[Questionnaire] How much do you agree or disagree with each of these statement... Modern science will solve our environmental problems with little change to our way of life

[VAR] SCIGRN

RESPONSE	PUNCH	03-07	2008	2009	2010	2011	2012	2013	2014	2016	2018	2021	2023	TOTAL
Strongly agree	1	-	-	-	4.1	-	-	3.6	-	-	-	1.7	-	0.6
Agree	2	-	-	-	17.8	-	-	19.8	-	-	-	22.5	-	3.7
Neither agree nor disagree	3	-	-	-	22.7	-	-	26.2	-	-	-	32.4	-	4.9
Disagree	4	-	-	-	37.2	-	-	36.6	-	-	-	32.9	-	6.6
Strongly disagree	5	-	-	-	15.2	-	-	13.2	-	-	-	10.2	-	2.4
Can't choose/NA	-8	-	-	-	3.0	-	-	0.5	-	-	-	0.3	-	0.3
IAP	-1	100.0	100.0	100.0	0.0	100.0	100.0	0.0	100.0	100.0	100.0	0.0	100.0	81.5
N		7276	1508	1599	1576	1535	1396	1294	1370	1051	1031	1205	1230	22071

\* SHOW CARD

\*\*\* Keyword: Science, Environment

**Table 2445 Agree or disagree: We worry too much about the future of the environment and not enough about prices and jobs today**

[Questionnaire] How much do you agree or disagree with each of these statement?... We worry too much about the future of the environment and not enough about prices and jobs today

[VAR] GRNECON

RESPONSE	PUNCH	03-07	2008	2009	2010	2011	2012	2013	2014	2016	2018	2021	2023	TOTAL
Strongly agree	1	-	-	-	4.8	-	-	-	-	-	-	3.0	-	0.5
Agree	2	-	-	-	16.0	-	-	-	-	-	-	23.5	-	2.4
Neither agree nor disagree	3	-	-	-	13.1	-	-	-	-	-	-	33.4	-	2.8
Disagree	4	-	-	-	39.8	-	-	-	-	-	-	30.6	-	4.5
Strongly disagree	5	-	-	-	25.0	-	-	-	-	-	-	9.3	-	2.3
Can't choose/NA	-8	-	-	-	1.3	-	-	-	-	-	-	0.2	-	0.1
IAP	-1	100.0	100.0	100.0	0.0	100.0	100.0	100.0	100.0	100.0	100.0	0.0	100.0	87.4
N		7276	1508	1599	1576	1535	1396	1294	1370	1051	1031	1205	1230	22071

\* SHOW CARD

\*\*\* Keyword: Future, Environment, Job

**Table 2446 Agree or disagree: Almost everything we do in modern life harms the environment**

[Questionnaire] How much do you agree or disagree with each of these statement?... Almost everything we do in modern life harms the environment

[VAR] HARMSGRN

RESPONSE	PUNCH	03-07	2008	2009	2010	2011	2012	2013	2014	2016	2018	2021	2023	TOTAL
Strongly agree	1	-	-	-	10.8	-	-	-	-	-	-	6.7	-	1.1
Agree	2	-	-	-	40.5	-	-	-	-	-	-	43.1	-	5.2
Neither agree nor disagree	3	-	-	-	24.7	-	-	-	-	-	-	34.7	-	3.7
Disagree	4	-	-	-	19.2	-	-	-	-	-	-	14.3	-	2.2
Strongly disagree	5	-	-	-	3.6	-	-	-	-	-	-	1.2	-	0.3
Can't choose/NA	-8	-	-	-	1.2	-	-	-	-	-	-	0.1	-	0.1
IAP	-1	100.0	100.0	100.0	0.0	100.0	100.0	100.0	100.0	100.0	100.0	0.0	100.0	87.4
N		7276	1508	1599	1576	1535	1396	1294	1370	1051	1031	1205	1230	22071

\* SHOW CARD

\*\*\* Keyword: Environment

**Table 2447 Agree or disagree: People worry too much about human progress harming the environment**

[Questionnaire] How much do you agree or disagree with each of these statement?... People worry too much about human progress harming the environment

[VAR] GRNPROG

RESPONSE	PUNCH	03-07	2008	2009	2010	2011	2012	2013	2014	2016	2018	2021	2023	TOTAL
Strongly agree	1	-	-	-	7.6	-	-	-	-	-	-	2.4	-	0.7
Agree	2	-	-	-	28.4	-	-	-	-	-	-	25.6	-	3.4
Neither agree nor disagree	3	-	-	-	29.0	-	-	-	-	-	-	40.4	-	4.3
Disagree	4	-	-	-	27.8	-	-	-	-	-	-	27.1	-	3.5
Strongly disagree	5	-	-	-	5.5	-	-	-	-	-	-	4.1	-	0.6
Can't choose/NA	-8	-	-	-	1.8	-	-	-	-	-	-	0.2	-	0.1
IAP	-1	100.0	100.0	100.0	0.0	100.0	100.0	100.0	100.0	100.0	100.0	0.0	100.0	87.4
N		7276	1508	1599	1576	1535	1396	1294	1370	1051	1031	1205	1230	22071

\* SHOW CARD

\*\*\* Keyword: Environment



**Table 2448 Opinions: In order to protect the environment Korea needs economic growth**

[Questionnaire] Please tick one box for each of these statements to show how much you agree or disagree with it... In order to protect the environment Korea needs economic growth

[VAR] GRWTHHELP

RESPONSE	PUNCH	03-07	2008	2009	2010	2011	2012	2013	2014	2016	2018	2021	2023	TOTAL
Strongly agree	1	-	-	-	21.3	-	-	-	28.5	-	-	5.0	-	3.6
Agree	2	-	-	-	40.4	-	-	-	44.0	-	-	36.1	-	7.6
Neither agree nor disagree	3	-	-	-	18.7	-	-	-	18.0	-	-	45.3	-	4.9
Disagree	4	-	-	-	14.8	-	-	-	7.5	-	-	12.0	-	2.2
Strongly disagree	5	-	-	-	3.6	-	-	-	1.8	-	-	1.4	-	0.4
Can't choose/NA	-8	-	-	-	1.3	-	-	-	0.1	-	-	0.2	-	0.1
IAP	-1	100.0	100.0	100.0	0.0	100.0	100.0	100.0	0.0	100.0	100.0	0.0	100.0	81.2
N		7276	1508	1599	1576	1535	1396	1294	1370	1051	1031	1205	1230	22071

\* SHOW CARD

\*\*\* Keyword: Environment

**Table 2449 Opinions: Economic growth always harms the environment**

[Questionnaire] Please tick one box for each of these statements to show how much you agree or disagree with it...

Economic growth always harms the environment

[VAR] GRWTHARM

RESPONSE	PUNCH	03-07	2008	2009	2010	2011	2012	2013	2014	2016	2018	2021	2023	TOTAL
Strongly agree	1	-	-	-	9.4	-	-	-	9.8	-	-	-	-	1.3
Agree	2	-	-	-	28.0	-	-	-	37.0	-	-	-	-	4.3
Neither agree nor disagree	3	-	-	-	23.4	-	-	-	28.8	-	-	-	-	3.5
Disagree	4	-	-	-	31.9	-	-	-	20.1	-	-	-	-	3.5
Strongly disagree	5	-	-	-	5.8	-	-	-	4.2	-	-	-	-	0.7
Can't choose/NA	-8	-	-	-	1.6	-	-	-	0.1	-	-	-	-	0.1
IAP	-1	100.0	100.0	100.0	0.0	100.0	100.0	100.0	0.0	100.0	100.0	100.0	100.0	86.7
N		7276	1508	1599	1576	1535	1396	1294	1370	1051	1031	1205	1230	22071

\* SHOW CARD

\*\*\* Keyword: Environment

**Table 2450 Opinions: The earth simply cannot continue to support population growth at its present rate**

[Questionnaire] Please tick one box for each of these statements to show how much you agree or disagree with it... The earth simply cannot continue to support population growth at its present rate

[VAR] POPGRWTH

RESPONSE	PUNCH	03-07	2008	2009	2010	2011	2012	2013	2014	2016	2018	2021	2023	TOTAL
Strongly agree	1	-	-	-	10.1	-	-	-	13.2	-	-	-	-	1.5
Agree	2	-	-	-	30.5	-	-	-	34.4	-	-	-	-	4.3
Neither agree nor disagree	3	-	-	-	29.3	-	-	-	32.3	-	-	-	-	4.1
Disagree	4	-	-	-	20.1	-	-	-	16.9	-	-	-	-	2.5
Strongly disagree	5	-	-	-	4.7	-	-	-	2.8	-	-	-	-	0.5
Can't choose/NA	-8	-	-	-	5.3	-	-	-	0.4	-	-	-	-	0.4
IAP	-1	100.0	100.0	100.0	0.0	100.0	100.0	100.0	0.0	100.0	100.0	100.0	100.0	86.7
N		7276	1508	1599	1576	1535	1396	1294	1370	1051	1031	1205	1230	22071

\* SHOW CARD

**Table 2451 Willingness to pay higher prices to protect the environment**

[Questionnaire] How willing would you be to pay much higher prices in order to protect the environment?

[VAR] GRNPRICE

RESPONSE	PUNCH	03-07	2008	2009	2010	2011	2012	2013	2014	2016	2018	2021	2023	TOTAL
Very willing	1	-	-	-	8.6	-	-	-	10.5	-	-	4.0	-	1.5
Fairly willing	2	-	-	-	50.8	-	-	-	56.1	-	-	43.0	-	9.5
Neither willing nor unwilling	3	-	-	-	16.1	-	-	-	16.3	-	-	32.9	-	4.0
Fairly unwilling	4	-	-	-	14.7	-	-	-	11.7	-	-	16.9	-	2.7
Very unwilling	5	-	-	-	8.6	-	-	-	5.2	-	-	3.0	-	1.1
Can't choose/NA	-8	-	-	-	1.1	-	-	-	0.2	-	-	0.2	-	0.1
IAP	-1	100.0	100.0	100.0	0.0	100.0	100.0	100.0	0.0	100.0	100.0	0.0	100.0	81.2
N		7276	1508	1599	1576	1535	1396	1294	1370	1051	1031	1205	1230	22071

\* SHOW CARD

\*\*\* Keyword: Environment, Cost

**Table 2452 Willingness to pay higher taxes to protect the environment**

[Questionnaire] How willing would you be to pay much higher taxes in order to protect the environment?

[VAR] GRNTAXES

RESPONSE	PUNCH	03-07	2008	2009	2010	2011	2012	2013	2014	2016	2018	2021	2023	TOTAL
Very willing	1	-	-	-	7.4	-	-	-	8.0	-	-	2.2	-	1.1
Fairly willing	2	-	-	-	42.7	-	-	-	48.9	-	-	38.0	-	8.2
Neither willing nor unwilling	3	-	-	-	15.9	-	-	-	18.2	-	-	31.1	-	4.0
Fairly unwilling	4	-	-	-	20.2	-	-	-	17.8	-	-	22.9	-	3.8
Very unwilling	5	-	-	-	12.8	-	-	-	7.1	-	-	5.5	-	1.7
Can't choose/NA	-8	-	-	-	1.0	-	-	-	0.0	-	-	0.3	-	0.1
IAP	-1	100.0	100.0	100.0	0.0	100.0	100.0	100.0	0.0	100.0	100.0	0.0	100.0	81.2
N		7276	1508	1599	1576	1535	1396	1294	1370	1051	1031	1205	1230	22071

\* SHOW CARD

\*\*\* Keyword: Environment, Tax



**Table 2453 Willingness to accept cuts in the standard of living to protect the environment**

[Questionnaire] How willing would you be to accept cuts in your standard of living in order to protect the environment?

[VAR] GRNSOL

RESPONSE	PUNCH	03-07	2008	2009	2010	2011	2012	2013	2014	2016	2018	2021	2023	TOTAL
Very willing	1	-	-	-	7.2	-	-	-	5.4	-	-	2.2	-	1.0
Fairly willing	2	-	-	-	35.9	-	-	-	36.7	-	-	32.1	-	6.6
Neither willing nor unwilling	3	-	-	-	17.0	-	-	-	21.5	-	-	35.5	-	4.5
Fairly unwilling	4	-	-	-	26.0	-	-	-	26.3	-	-	23.9	-	4.8
Very unwilling	5	-	-	-	13.1	-	-	-	10.0	-	-	6.0	-	1.9
Can't choose/NA	-8	-	-	-	0.9	-	-	-	0.1	-	-	0.4	-	0.1
IAP	-1	100.0	100.0	100.0	0.0	100.0	100.0	100.0	0.0	100.0	100.0	0.0	100.0	81.2
N		7276	1508	1599	1576	1535	1396	1294	1370	1051	1031	1205	1230	22071

\* SHOW CARD

\*\*\* Keyword: Environment, Standard of Living

**Table 2454 Agree or disagree: It is just too difficult for someone like me to do much about the environment**

[Questionnaire] How much do you agree or disagree with each of these statement?... It is just too difficult for someone like me to do much about the environment

[VAR] TOODIFME

RESPONSE	PUNCH	03-07	2008	2009	2010	2011	2012	2013	2014	2016	2018	2021	2023	TOTAL
Strongly agree	1	-	-	-	11.6	-	-	-	-	-	-	2.5	-	1.0
Agree	2	-	-	-	29.1	-	-	-	-	-	-	32.6	-	3.9
Neither agree nor disagree	3	-	-	-	21.6	-	-	-	-	-	-	37.6	-	3.6
Disagree	4	-	-	-	30.3	-	-	-	-	-	-	24.0	-	3.5
Strongly disagree	5	-	-	-	6.9	-	-	-	-	-	-	3.2	-	0.7
Can't choose/NA	-8	-	-	-	0.6	-	-	-	-	-	-	0.0	-	0.0
IAP	-1	100.0	100.0	100.0	0.0	100.0	100.0	100.0	100.0	100.0	100.0	0.0	100.0	87.4
N		7276	1508	1599	1576	1535	1396	1294	1370	1051	1031	1205	1230	22071

\* SHOW CARD

\*\*\* Keyword: Environment

**Table 2455 Agree or disagree: I do what is right for the environment, even when it costs more money or takes more time**

[Questionnaire] How much do you agree or disagree with each of these statement?... I do what is right for the environment, even when it costs more money or takes more time

[VAR] IHLPRN

RESPONSE	PUNCH	03-07	2008	2009	2010	2011	2012	2013	2014	2016	2018	2021	2023	TOTAL
Strongly agree	1	-	-	-	12.9	-	-	-	-	-	-	3.2	-	1.1
Agree	2	-	-	-	45.2	-	-	-	-	-	-	44.5	-	5.7
Neither agree nor disagree	3	-	-	-	25.7	-	-	-	-	-	-	40.2	-	4.0
Disagree	4	-	-	-	11.5	-	-	-	-	-	-	11.5	-	1.4
Strongly disagree	5	-	-	-	3.9	-	-	-	-	-	-	0.7	-	0.3
Can't choose/NA	-8	-	-	-	0.6	-	-	-	-	-	-	0.0	-	0.0
IAP	-1	100.0	100.0	100.0	0.0	100.0	100.0	100.0	100.0	100.0	100.0	0.0	100.0	87.4
N		7276	1508	1599	1576	1535	1396	1294	1370	1051	1031	1205	1230	22071

\* SHOW CARD

\*\*\* Keyword: Money, Environment

**Table 2456 Agree or disagree: There are more important things to do in life than protect the environment**

[Questionnaire] How much do you agree or disagree with each of these statement?... There are more important things to do in life than protect the environment

[VAR] IMPGRN

RESPONSE	PUNCH	03-07	2008	2009	2010	2011	2012	2013	2014	2016	2018	2021	2023	TOTAL
Strongly agree	1	-	-	-	15.0	-	-	-	-	-	-	4.3	-	1.3
Agree	2	-	-	-	40.5	-	-	-	-	-	-	40.7	-	5.1
Neither agree nor disagree	3	-	-	-	22.9	-	-	-	-	-	-	42.0	-	3.9
Disagree	4	-	-	-	15.9	-	-	-	-	-	-	12.8	-	1.8
Strongly disagree	5	-	-	-	4.3	-	-	-	-	-	-	0.2	-	0.3
Can't choose/NA	-8	-	-	-	1.4	-	-	-	-	-	-	0.0	-	0.1
IAP	-1	100.0	100.0	100.0	0.0	100.0	100.0	100.0	100.0	100.0	100.0	0.0	100.0	87.4
N		7276	1508	1599	1576	1535	1396	1294	1370	1051	1031	1205	1230	22071

\* SHOW CARD

\*\*\* Keyword: Environment

**Table 2457 Agree or disagree: There is no point in doing what I can for the environment unless others do the same**

[Questionnaire] How much do you agree or disagree with each of these statement?... There is no point in doing what I can for the environment unless others do the same

[VAR] OTHSSAME

RESPONSE	PUNCH	03-07	2008	2009	2010	2011	2012	2013	2014	2016	2018	2021	2023	TOTAL
Strongly agree	1	-	-	-	14.7	-	-	-	-	-	-	5.7	-	1.4
Agree	2	-	-	-	25.3	-	-	-	-	-	-	31.1	-	3.5
Neither agree nor disagree	3	-	-	-	15.5	-	-	-	-	-	-	35.6	-	3.1
Disagree	4	-	-	-	32.7	-	-	-	-	-	-	23.9	-	3.6
Strongly disagree	5	-	-	-	10.9	-	-	-	-	-	-	3.7	-	1.0
Can't choose/NA	-8	-	-	-	0.8	-	-	-	-	-	-	0.0	-	0.1
IAP	-1	100.0	100.0	100.0	0.0	100.0	100.0	100.0	100.0	100.0	100.0	0.0	100.0	87.4
N		7276	1508	1599	1576	1535	1396	1294	1370	1051	1031	1205	1230	22071

\* SHOW CARD

\*\*\* Keyword: Environment



**Table 2458 Agree or disagree: Many of the claims about environmental threats are exaggerated**

[Questionnaire] How much do you agree or disagree with each of these statement?... Many of the claims about environmental threats are exaggerated

[VAR] GRNEXAGG

RESPONSE	PUNCH	03-07	2008	2009	2010	2011	2012	2013	2014	2016	2018	2021	2023	TOTAL
Strongly agree	1	-	-	-	5.2	-	-	-	-	-	-	1.1	-	0.4
Agree	2	-	-	-	25.8	-	-	-	-	-	-	20.0	-	2.9
Neither agree nor disagree	3	-	-	-	25.2	-	-	-	-	-	-	40.5	-	4.0
Disagree	4	-	-	-	30.5	-	-	-	-	-	-	31.3	-	3.9
Strongly disagree	5	-	-	-	11.0	-	-	-	-	-	-	6.7	-	1.2
Can't choose/NA	-8	-	-	-	2.3	-	-	-	-	-	-	0.4	-	0.2
IAP	-1	100.0	100.0	100.0	0.0	100.0	100.0	100.0	100.0	100.0	100.0	0.0	100.0	87.4
N		7276	1508	1599	1576	1535	1396	1294	1370	1051	1031	1205	1230	22071

\* SHOW CARD

\*\*\* Keyword: Environment

**Table 2459 Agree or disagree: I find it hard to know whether the way I live is helpful or harmful to the environment**

[Questionnaire] How much do you agree or disagree with each of these statement?... I find it hard to know whether the way I live is helpful or harmful to the environment

[VAR] HELPHARM

RESPONSE	PUNCH	03-07	2008	2009	2010	2011	2012	2013	2014	2016	2018	2021	2023	TOTAL
Strongly agree	1	-	-	-	7.4	-	-	-	-	-	-	1.2	-	0.6
Agree	2	-	-	-	25.3	-	-	-	-	-	-	25.1	-	3.2
Neither agree nor disagree	3	-	-	-	28.2	-	-	-	-	-	-	44.9	-	4.5
Disagree	4	-	-	-	28.1	-	-	-	-	-	-	25.5	-	3.4
Strongly disagree	5	-	-	-	9.3	-	-	-	-	-	-	2.6	-	0.8
Can't choose/NA	-8	-	-	-	1.8	-	-	-	-	-	-	0.6	-	0.2
IAP	-1	100.0	100.0	100.0	0.0	100.0	100.0	100.0	100.0	100.0	100.0	0.0	100.0	87.4
N		7276	1508	1599	1576	1535	1396	1294	1370	1051	1031	1205	1230	22071

\* SHOW CARD

\*\*\* Keyword: Environment

**Table 2460 Agree or disagree: Environmental problems have a direct effect on my everyday life**

[Questionnaire] How much do you agree or disagree with each of these statement?... Environmental problems have a direct effect on my everyday life

[VAR] GRNEFFME

RESPONSE	PUNCH	03-07	2008	2009	2010	2011	2012	2013	2014	2016	2018	2021	2023	TOTAL
Strongly agree	1	-	-	-	18.0	-	-	-	-	-	-	6.8	-	1.7
Agree	2	-	-	-	40.2	-	-	-	-	-	-	39.8	-	5.0
Neither agree nor disagree	3	-	-	-	21.0	-	-	-	-	-	-	43.1	-	3.9
Disagree	4	-	-	-	15.4	-	-	-	-	-	-	8.7	-	1.6
Strongly disagree	5	-	-	-	4.2	-	-	-	-	-	-	1.5	-	0.4
Can't choose/NA	-8	-	-	-	1.2	-	-	-	-	-	-	0.2	-	0.1
IAP	-1	100.0	100.0	100.0	0.0	100.0	100.0	100.0	100.0	100.0	100.0	0.0	100.0	87.4
N		7276	1508	1599	1576	1535	1396	1294	1370	1051	1031	1205	1230	22071

\* SHOW CARD

\*\*\* Keyword: Environment

**Table 2461 Threats to environment: air pollution caused by cars**

[Questionnaire] In general, do you think that how dangerous is each of the followings to the environment?... Air pollution caused by car

[VAR] CARSGEN

RESPONSE	PUNCH	03-07	2008	2009	2010	2011	2012	2013	2014	2016	2018	2021	2023	TOTAL
Extremely dangerous	1	-	-	-	15.1	-	-	-	11.8	-	-	13.1	-	2.5
Very dangerous	2	-	-	-	41.9	-	-	-	35.3	-	-	41.8	-	7.5
Somewhat dangerous	3	-	-	-	39.3	-	-	-	48.7	-	-	41.0	-	8.1
Not very dangerous	4	-	-	-	2.8	-	-	-	4.1	-	-	3.8	-	0.7
Not dangerous at all	5	-	-	-	0.1	-	-	-	0.2	-	-	0.1	-	0.0
Can't choose/NA	-8	-	-	-	0.8	-	-	-	0.0	-	-	0.2	-	0.1
IAP	-1	100.0	100.0	100.0	0.0	100.0	100.0	100.0	0.0	100.0	100.0	0.0	100.0	81.2
N		7276	1508	1599	1576	1535	1396	1294	1370	1051	1031	1205	1230	22071

\* SHOW CARD

\*\*\* Keyword: Environment, Air Pollution

**Table 2462 Threats to environment: Air pollution caused by industry**

[Questionnaire] In general, do you think that how dangerous is each of the followings to the environment?... Air pollution caused by industry

[VAR] INDUSGEN

RESPONSE	PUNCH	03-07	2008	2009	2010	2011	2012	2013	2014	2016	2018	2021	2023	TOTAL
Extremely dangerous	1	-	-	-	20.5	-	-	-	17.7	-	-	25.0	-	3.9
Very dangerous	2	-	-	-	49.2	-	-	-	42.4	-	-	50.8	-	8.9
Somewhat dangerous	3	-	-	-	27.3	-	-	-	37.0	-	-	21.3	-	5.4
Not very dangerous	4	-	-	-	2.1	-	-	-	2.8	-	-	2.7	-	0.5
Not dangerous at all	5	-	-	-	0.3	-	-	-	0.1	-	-	0.0	-	0.0
Can't choose/NA	-8	-	-	-	0.7	-	-	-	0.0	-	-	0.1	-	0.1
IAP	-1	100.0	100.0	100.0	0.0	100.0	100.0	100.0	0.0	100.0	100.0	0.0	100.0	81.2
N		7276	1508	1599	1576	1535	1396	1294	1370	1051	1031	1205	1230	22071

\* SHOW CARD

\*\*\* Keyword: Environment, Air Pollution



**Table 2463 Threats to environment: Pesticides and chemicals used in farming**

[Questionnaire] In general, do you think that how dangerous is each of the followings to the environment?... Pesticides and chemicals used in farming

[VAR] CHEMGEN

RESPONSE	PUNCH	03-07	2008	2009	2010	2011	2012	2013	2014	2016	2018	2021	2023	TOTAL
Extremely dangerous	1	-	-	-	22.2	-	-	-	15.8	-	-	20.8	-	3.7
Very dangerous	2	-	-	-	44.6	-	-	-	34.9	-	-	47.2	-	7.9
Somewhat dangerous	3	-	-	-	28.6	-	-	-	42.7	-	-	27.6	-	6.2
Not very dangerous	4	-	-	-	3.6	-	-	-	6.2	-	-	4.1	-	0.9
Not dangerous at all	5	-	-	-	0.4	-	-	-	0.2	-	-	0.2	-	0.0
Can't choose/NA	-8	-	-	-	0.6	-	-	-	0.1	-	-	0.0	-	0.0
IAP	-1	100.0	100.0	100.0	0.0	100.0	100.0	100.0	0.0	100.0	100.0	0.0	100.0	81.2
N		7276	1508	1599	1576	1535	1396	1294	1370	1051	1031	1205	1230	22071

\* SHOW CARD

\*\*\* Keyword: Environment

**Table 2464 Threats to environment: Pollution of Korea's rivers, lakes and streams**

[Questionnaire] In general, do you think that how dangerous is each of the followings to the environment?... Pollution of Korea's rivers, lakes and streams

[VAR] WATERGEN

RESPONSE	PUNCH	03-07	2008	2009	2010	2011	2012	2013	2014	2016	2018	2021	2023	TOTAL
Extremely dangerous	1	-	-	-	15.5	-	-	-	14.2	-	-	16.9	-	2.9
Very dangerous	2	-	-	-	38.6	-	-	-	34.3	-	-	40.6	-	7.1
Somewhat dangerous	3	-	-	-	37.5	-	-	-	43.7	-	-	36.2	-	7.4
Not very dangerous	4	-	-	-	6.7	-	-	-	7.0	-	-	6.1	-	1.2
Not dangerous at all	5	-	-	-	0.4	-	-	-	0.6	-	-	0.2	-	0.1
Can't choose/NA	-8	-	-	-	1.2	-	-	-	0.1	-	-	0.0	-	0.1
IAP	-1	100.0	100.0	100.0	0.0	100.0	100.0	100.0	0.0	100.0	100.0	0.0	100.0	81.2
N		7276	1508	1599	1576	1535	1396	1294	1370	1051	1031	1205	1230	22071

\* SHOW CARD

\*\*\* Keyword: Environment

**Table 2465 Threats to environment: A rise in the world temperature caused by climate change**

[Questionnaire] In general, do you think that how dangerous is each of the followings to the environment?... A rise in the world temperature caused by climate change

[VAR] TEMPGEN

RESPONSE	PUNCH	03-07	2008	2009	2010	2011	2012	2013	2014	2016	2018	2021	2023	TOTAL
Extremely dangerous	1	-	-	-	26.4	-	-	-	19.6	-	-	37.4	-	5.1
Very dangerous	2	-	-	-	40.5	-	-	-	38.5	-	-	34.6	-	7.2
Somewhat dangerous	3	-	-	-	26.4	-	-	-	35.8	-	-	24.4	-	5.4
Not very dangerous	4	-	-	-	3.4	-	-	-	5.8	-	-	3.6	-	0.8
Not dangerous at all	5	-	-	-	1.0	-	-	-	0.3	-	-	0.0	-	0.1
Can't choose/NA	-8	-	-	-	2.3	-	-	-	0.1	-	-	0.1	-	0.2
IAP	-1	100.0	100.0	100.0	0.0	100.0	100.0	100.0	0.0	100.0	100.0	0.0	100.0	81.2
N		7276	1508	1599	1576	1535	1396	1294	1370	1051	1031	1205	1230	22071

\* SHOW CARD

\*\*\* Keyword: Climate Change, Environment

**Table 2466 Threats to environment: Modifying the genes of certain crops**

[Questionnaire] In general, do you think that how dangerous is each of the followings to the environment?... Modifying the genes of certain crops

[VAR] GENEGEN

RESPONSE	PUNCH	03-07	2008	2009	2010	2011	2012	2013	2014	2016	2018	2021	2023	TOTAL
Extremely dangerous	1	-	-	-	17.1	-	-	-	16.7	-	-	15.2	-	3.1
Very dangerous	2	-	-	-	35.9	-	-	-	33.1	-	-	41.7	-	6.9
Somewhat dangerous	3	-	-	-	31.9	-	-	-	39.2	-	-	34.2	-	6.6
Not very dangerous	4	-	-	-	10.5	-	-	-	10.4	-	-	7.1	-	1.8
Not dangerous at all	5	-	-	-	0.8	-	-	-	0.4	-	-	0.8	-	0.1
Can't choose/NA	-8	-	-	-	3.7	-	-	-	0.1	-	-	1.0	-	0.3
IAP	-1	100.0	100.0	100.0	0.0	100.0	100.0	100.0	0.0	100.0	100.0	0.0	100.0	81.2
N		7276	1508	1599	1576	1535	1396	1294	1370	1051	1031	1205	1230	22071

\* SHOW CARD

\*\*\* Keyword: Environment

**Table 2467 Threats to environment: Nuclear power stations**

[Questionnaire] In general, do you think that how dangerous is each of the followings to the environment?... Nuclear power stations

[VAR] NUKEGEN

RESPONSE	PUNCH	03-07	2008	2009	2010	2011	2012	2013	2014	2016	2018	2021	2023	TOTAL
Extremely dangerous	1	-	-	-	16.0	-	-	-	26.2	-	-	17.4	-	3.7
Very dangerous	2	-	-	-	25.4	-	-	-	33.1	-	-	34.2	-	5.7
Somewhat dangerous	3	-	-	-	32.7	-	-	-	31.4	-	-	34.7	-	6.2
Not very dangerous	4	-	-	-	19.2	-	-	-	8.5	-	-	10.6	-	2.5
Not dangerous at all	5	-	-	-	2.6	-	-	-	0.7	-	-	2.1	-	0.3
Can't choose/NA	-8	-	-	-	4.1	-	-	-	0.1	-	-	1.1	-	0.4
IAP	-1	100.0	100.0	100.0	0.0	100.0	100.0	100.0	0.0	100.0	100.0	0.0	100.0	81.2
N		7276	1508	1599	1576	1535	1396	1294	1370	1051	1031	1205	1230	22071

\* SHOW CARD

\*\*\* Keyword: Environment



**Table 2468 Government's role regarding the protection of the environment: to let people to decide on their own / to pass the law to make people to protect the environment**

[Questionnaire] If you had to choose, which one of the following would be closest to your views?

[VAR] PUBDECID

RESPONSE	PUNCH	03-07	2008	2009	2010	2011	2012	2013	2014	2016	2018	2021	2023	TOTAL
Government should let people decide how to protect the environment	1	-	-	-	34.7	-	-	-	-	-	-	-	-	2.5
Government should pass laws to make people protect the environment	2	-	-	-	62.1	-	-	-	-	-	-	-	-	4.4
Can't choose/NA	-8	-	-	-	3.2	-	-	-	-	-	-	-	-	0.2
IAP	-1	100.0	100.0	100.0	0.0	100.0	100.0	100.0	100.0	100.0	100.0	100.0	100.0	92.9
N		7276	1508	1599	1576	1535	1396	1294	1370	1051	1031	1205	1230	22071

\* SHOW CARD

**Table 2469 Government's role regarding the protection of the environment: to let businesses to decide on their own / to pass the law to make businesses to protect the environment**

[Questionnaire] Which one of the following would be closest to your views?

[VAR] BUSDECI

RESPONSE	PUNCH	03-07	2008	2009	2010	2011	2012	2013	2014	2016	2018	2021	2023	TOTAL
Government should let businesses for themselves how to protect the environment, even if it means they don't always do the right thing	1	-	-	-	20.1	-	-	-	-	-	-	-	-	1.4
Government should pass laws to make businesses protect the environment, even if it interferes with people's rights to make their own decisions	2	-	-	-	76.8	-	-	-	-	-	-	-	-	5.5
Can't choose/NA	-8	-	-	-	3.1	-	-	-	-	-	-	-	-	0.2
IAP	-1	100.0	100.0	100.0	0.0	100.0	100.0	100.0	100.0	100.0	100.0	100.0	100.0	92.9
N		7276	1508	1599	1576	1535	1396	1294	1370	1051	1031	1205	1230	22071

\* SHOW CARD

**Table 2470 Assessment on the effort of Korea to protect the environment**

[Questionnaire] Some countries are doing more to protect the world environment than other countries are. In general, do you think that Korea is doing

[VAR] KRDOENUF

RESPONSE	PUNCH	03-07	2008	2009	2010	2011	2012	2013	2014	2016	2018	2021	2023	TOTAL
More than enough	1	-	-	-	5.8	-	-	-	-	-	-	-	-	0.4
About the right amount	2	-	-	-	42.9	-	-	-	-	-	-	-	-	3.1
Too little	3	-	-	-	46.7	-	-	-	-	-	-	-	-	3.3
Can't choose/NA	-8	-	-	-	4.6	-	-	-	-	-	-	-	-	0.3
IAP	-1	100.0	100.0	100.0	0.0	100.0	100.0	100.0	100.0	100.0	100.0	100.0	100.0	92.9
N		7276	1508	1599	1576	1535	1396	1294	1370	1051	1031	1205	1230	22071

\*\*\* Keyword: Environment, Job

**Table 2471 Best way to make businesses to protect the environment**

[Questionnaire] Which of these approaches do you think would be the best way of getting business and industry in Korea to protect the environment?

[VAR] BUSGRN

RESPONSE	PUNCH	03-07	2008	2009	2010	2011	2012	2013	2014	2016	2018	2021	2023	TOTAL
Heavy fines for businesses that damage the environment	1	-	-	-	32.7	-	-	-	-	-	-	49.9	-	5.1
Use the tax system to reward businesses that protect environment	2	-	-	-	33.5	-	-	-	-	-	-	34.9	-	4.3
More information and education for businesses about the advantages of protecting the environment	3	-	-	-	31.0	-	-	-	-	-	-	14.1	-	3.0
Can't choose/NA	-8	-	-	-	2.8	-	-	-	-	-	-	1.2	-	0.3
IAP	-1	100.0	100.0	100.0	0.0	100.0	100.0	100.0	100.0	100.0	100.0	0.0	100.0	87.4
N		7276	1508	1599	1576	1535	1396	1294	1370	1051	1031	1205	1230	22071

\* SHOW CARD

\*\*\* Keyword: Environment

**Table 2472 Best way to make people to protect the environment**

[Questionnaire] Which of these approaches do you think would be the best way of getting people and their families in Korea to protect the environment

[VAR] PEOPGRN

RESPONSE	PUNCH	03-07	2008	2009	2010	2011	2012	2013	2014	2016	2018	2021	2023	TOTAL
Heavy fines for people that damage the environment	1	-	-	-	27.7	-	-	-	-	-	-	46.1	-	4.5
Use the tax system to reward people that protect environment	2	-	-	-	21.4	-	-	-	-	-	-	31.7	-	3.3
More information and education for people about the advantages of protecting the environment	3	-	-	-	48.7	-	-	-	-	-	-	21.1	-	4.6
Can't choose/NA	-8	-	-	-	2.3	-	-	-	-	-	-	1.2	-	0.2
IAP	-1	100.0	100.0	100.0	0.0	100.0	100.0	100.0	100.0	100.0	100.0	0.0	100.0	87.4
N		7276	1508	1599	1576	1535	1396	1294	1370	1051	1031	1205	1230	22071

\* SHOW CARD

\*\*\* Keyword: Environment



**Table 2473 An energy source that should be prioritized to meet the future energy needs**

[Questionnaire] To which of the following should Korea give priority in order to meet its future energy needs?

[VAR] ENERGY

RESPONSE	PUNCH	03-07	2008	2009	2010	2011	2012	2013	2014	2016	2018	2021	2023	TOTAL
Coal, oil, and natural gas	1	-	-	-	11.4	-	-	-	-	-	-	-	-	0.8
Nuclear power	2	-	-	-	13.9	-	-	-	-	-	-	-	-	1.0
Solar, wind or water power	3	-	-	-	65.9	-	-	-	-	-	-	-	-	4.7
Fuels made from crops	4	-	-	-	4.8	-	-	-	-	-	-	-	-	0.3
None of them	7	-	-	-	0.3	-	-	-	-	-	-	-	-	0.0
Can't choose/NA	-8	-	-	-	3.6	-	-	-	-	-	-	-	-	0.3
IAP	-1	100.0	100.0	100.0	0.0	100.0	100.0	100.0	100.0	100.0	100.0	100.0	100.0	92.9
N		7276	1508	1599	1576	1535	1396	1294	1370	1051	1031	1205	1230	22071

\* SHOW CARD

\*\*\* Keyword: Future, Energy

**Table 2474 Agree or disagree: For environmental problems, there should be international agreements that Korea and other countries should be made to follow**

[Questionnaire] How much do you agree or disagree with each of these statements... For environmental problems, there should be international agreements that Korea and other countries should be made to follow

[VAR] GRNINTL

RESPONSE	PUNCH	03-07	2008	2009	2010	2011	2012	2013	2014	2016	2018	2021	2023	TOTAL
Strongly agree	1	-	-	-	44.9	-	-	-	-	-	-	-	-	3.2
Agree	2	-	-	-	43.0	-	-	-	-	-	-	-	-	3.1
Neither agree nor disagree	3	-	-	-	8.5	-	-	-	-	-	-	-	-	0.6
Disagree	4	-	-	-	1.1	-	-	-	-	-	-	-	-	0.1
Strongly disagree	5	-	-	-	0.3	-	-	-	-	-	-	-	-	0.0
Can't choose/NA	-8	-	-	-	2.2	-	-	-	-	-	-	-	-	0.2
IAP	-1	100.0	100.0	100.0	0.0	100.0	100.0	100.0	100.0	100.0	100.0	100.0	100.0	92.9
N		7276	1508	1599	1576	1535	1396	1294	1370	1051	1031	1205	1230	22071

\* SHOW CARD

\*\*\* Keyword: Environment

**Table 2475 Agree or disagree: Poorer countries should be expected to make less effort than richer countries to protect the environment**

[Questionnaire] How much do you agree or disagree with each of these statements... Poorer countries should be expected to make less effort than richer countries to protect the environment

[VAR] LDCGRN

RESPONSE	PUNCH	03-07	2008	2009	2010	2011	2012	2013	2014	2016	2018	2021	2023	TOTAL
Strongly agree	1	-	-	-	2.9	-	-	-	-	-	-	-	-	0.2
Agree	2	-	-	-	15.9	-	-	-	-	-	-	-	-	1.1
Neither agree nor disagree	3	-	-	-	11.1	-	-	-	-	-	-	-	-	0.8
Disagree	4	-	-	-	38.3	-	-	-	-	-	-	-	-	2.7
Strongly disagree	5	-	-	-	30.2	-	-	-	-	-	-	-	-	2.2
Can't choose/NA	-8	-	-	-	1.6	-	-	-	-	-	-	-	-	0.1
IAP	-1	100.0	100.0	100.0	0.0	100.0	100.0	100.0	100.0	100.0	100.0	100.0	100.0	92.9
N		7276	1508	1599	1576	1535	1396	1294	1370	1051	1031	1205	1230	22071

\* SHOW CARD

\*\*\* Keyword: Environment

**Table 2476 Agree or disagree: Economic progress in Korea will slow down unless we look after the environment better**

[Questionnaire] How much do you agree or disagree with each of these statements... Economic progress in Korea will slow down unless we look after the environment better

[VAR] ECONGRN

RESPONSE	PUNCH	03-07	2008	2009	2010	2011	2012	2013	2014	2016	2018	2021	2023	TOTAL
Strongly agree	1	-	-	-	21.7	-	-	-	-	-	-	-	-	1.5
Agree	2	-	-	-	44.5	-	-	-	-	-	-	-	-	3.2
Neither agree nor disagree	3	-	-	-	20.6	-	-	-	-	-	-	-	-	1.5
Disagree	4	-	-	-	8.8	-	-	-	-	-	-	-	-	0.6
Strongly disagree	5	-	-	-	2.0	-	-	-	-	-	-	-	-	0.1
Can't choose/NA	-8	-	-	-	2.5	-	-	-	-	-	-	-	-	0.2
IAP	-1	100.0	100.0	100.0	0.0	100.0	100.0	100.0	100.0	100.0	100.0	100.0	100.0	92.9
N		7276	1508	1599	1576	1535	1396	1294	1370	1051	1031	1205	1230	22071

\* SHOW CARD

\*\*\* Keyword: Environment, South Korea's Economy

**Table 2477 R's special effort to sort glass or tins or plastic or newspapers and so on for recycling**

[Questionnaire] How often do you make a special effort to... A special effort to sort glass or tins or plastic or newspapers and so on for recycling

[VAR] RECYCLE

RESPONSE	PUNCH	03-07	2008	2009	2010	2011	2012	2013	2014	2016	2018	2021	2023	TOTAL
Always	1	-	-	-	61.5	-	-	-	-	-	-	44.1	-	6.8
Often	2	-	-	-	24.9	-	-	-	-	-	-	34.9	-	3.7
Sometimes	3	-	-	-	10.4	-	-	-	-	-	-	18.6	-	1.8
Never	4	-	-	-	2.5	-	-	-	-	-	-	1.9	-	0.3
Can't choose/NA	-8	-	-	-	0.6	-	-	-	-	-	-	0.0	-	0.0
IAP	-1	100.0	100.0	100.0	0.0	100.0	100.0	100.0	100.0	100.0	100.0	0.4	100.0	87.4
N		7276	1508	1599	1576	1535	1396	1294	1370	1051	1031	1205	1230	22071

\* SHOW CARD

\*\*\* Keyword: News



**Table 2478 R's special effort to buy fruit and vegetables grown without pesticides or chemicals**

[Questionnaire] How often do you make a special effort to... A special effort to buy fruit and vegetables grown without pesticides or chemicals

[VAR] CHEMFREE

RESPONSE	PUNCH	03-07	2008	2009	2010	2011	2012	2013	2014	2016	2018	2021	2023	TOTAL
Always	1	-	-	-	15.9	-	-	-	-	-	-	-	-	1.1
Often	2	-	-	-	25.8	-	-	-	-	-	-	-	-	1.8
Sometimes	3	-	-	-	37.2	-	-	-	-	-	-	-	-	2.7
Never	4	-	-	-	19.4	-	-	-	-	-	-	-	-	1.4
Can't choose/NA	-8	-	-	-	1.8	-	-	-	-	-	-	-	-	0.1
IAP	-1	100.0	100.0	100.0	0.0	100.0	100.0	100.0	100.0	100.0	100.0	100.0	100.0	92.9
N		7276	1508	1599	1576	1535	1396	1294	1370	1051	1031	1205	1230	22071

\* SHOW CARD

**Table 2479 R's special effort to cut back on driving a car for environmental reasons**

[Questionnaire] How often do you make a special effort to... Cut back on driving a car for environmental reasons

[VAR] DRIVLESS

RESPONSE	PUNCH	03-07	2008	2009	2010	2011	2012	2013	2014	2016	2018	2021	2023	TOTAL
Always	1	-	-	-	7.9	-	-	-	-	-	-	-	-	0.6
Often	2	-	-	-	12.0	-	-	-	-	-	-	-	-	0.9
Sometimes	3	-	-	-	28.3	-	-	-	-	-	-	-	-	2.0
Never	4	-	-	-	36.4	-	-	-	-	-	-	-	-	2.6
Can't choose/NA	-8	-	-	-	7.9	-	-	-	-	-	-	-	-	0.6
IAP	-1	100.0	100.0	100.0	7.5	100.0	100.0	100.0	100.0	100.0	100.0	100.0	100.0	93.4
N		7276	1508	1599	1576	1535	1396	1294	1370	1051	1031	1205	1230	22071

\* SHOW CARD

\*\*\* Keyword: Environment

**Table 2480 R's special effort to reduce the energy or fuel you use at home for environmental reasons**

[Questionnaire] How often do you make a special effort to... Reduce the energy or fuel you use at home for environmental reasons

[VAR] REDCEHME

RESPONSE	PUNCH	03-07	2008	2009	2010	2011	2012	2013	2014	2016	2018	2021	2023	TOTAL
Always	1	-	-	-	18.9	-	-	-	-	-	-	-	-	1.4
Often	2	-	-	-	27.9	-	-	-	-	-	-	-	-	2.0
Sometimes	3	-	-	-	36.1	-	-	-	-	-	-	-	-	2.6
Never	4	-	-	-	15.7	-	-	-	-	-	-	-	-	1.1
Can't choose/NA	-8	-	-	-	1.3	-	-	-	-	-	-	-	-	0.1
IAP	-1	100.0	100.0	100.0	0.0	100.0	100.0	100.0	100.0	100.0	100.0	100.0	100.0	92.9
N		7276	1508	1599	1576	1535	1396	1294	1370	1051	1031	1205	1230	22071

\* SHOW CARD

\*\*\* Keyword: Environment, Family, Energy

**Table 2481 R's special effort to choose to save or re-use water for environmental reasons**

[Questionnaire] How often do you make a special effort to... Choose to save or re-use water for environmental reasons

[VAR] H2OLESS

RESPONSE	PUNCH	03-07	2008	2009	2010	2011	2012	2013	2014	2016	2018	2021	2023	TOTAL
Always	1	-	-	-	17.3	-	-	-	-	-	-	-	-	1.2
Often	2	-	-	-	25.0	-	-	-	-	-	-	-	-	1.8
Sometimes	3	-	-	-	35.6	-	-	-	-	-	-	-	-	2.5
Never	4	-	-	-	21.3	-	-	-	-	-	-	-	-	1.5
Can't choose/NA	-8	-	-	-	0.8	-	-	-	-	-	-	-	-	0.1
IAP	-1	100.0	100.0	100.0	0.0	100.0	100.0	100.0	100.0	100.0	100.0	100.0	100.0	92.9
N		7276	1508	1599	1576	1535	1396	1294	1370	1051	1031	1205	1230	22071

\* SHOW CARD

\*\*\* Keyword: Environment

**Table 2482 R's special effort to avoid buying certain products for environmental reasons**

[Questionnaire] How often do you make a special effort to... Avoid buying certain products for environmental reasons

[VAR] NOBUYGRN

RESPONSE	PUNCH	03-07	2008	2009	2010	2011	2012	2013	2014	2016	2018	2021	2023	TOTAL
Always	1	-	-	-	11.2	-	-	-	-	-	-	11.1	-	1.4
Often	2	-	-	-	17.6	-	-	-	-	-	-	20.7	-	2.4
Sometimes	3	-	-	-	35.7	-	-	-	-	-	-	48.1	-	5.2
Never	4	-	-	-	33.3	-	-	-	-	-	-	18.7	-	3.4
Can't choose/NA	-8	-	-	-	2.2	-	-	-	-	-	-	1.3	-	0.2
IAP	-1	100.0	100.0	100.0	0.0	100.0	100.0	100.0	100.0	100.0	100.0	0.0	100.0	87.4
N		7276	1508	1599	1576	1535	1396	1294	1370	1051	1031	1205	1230	22071

\* SHOW CARD

\*\*\* Keyword: Environment

**Table 2483 Whether R is a member of any group that aims to preserve or protect the environment**

[Questionnaire] Are you a member of any group whose main aim is to preserve or protect the environment?

[VAR] GRNGROUP

RESPONSE	PUNCH	03-07	2008	2009	2010	2011	2012	2013	2014	2016	2018	2021	2023	TOTAL
Yes	1	-	-	-	2.3	-	-	-	-	-	-	1.1	-	0.2
No	2	-	-	-	97.4	-	-	-	-	-	-	98.8	-	12.4
Can't choose/NA	-8	-	-	-	0.3	-	-	-	-	-	-	0.1	-	0.0
IAP	-1	100.0	100.0	100.0	0.0	100.0	100.0	100.0	100.0	100.0	100.0	0.0	100.0	87.4
N		7276	1508	1599	1576	1535	1396	1294	1370	1051	1031	1205	1230	22071

\*\*\* Keyword: Environment



**Table 2484 Experience of signing a petition about an environmental issue within the last five years**

[Questionnaire] In the last five years, have you... Signed a petition about an environmental issue

[VAR] GRNSIGN

RESPONSE	PUNCH	03-07	2008	2009	2010	2011	2012	2013	2014	2016	2018	2021	2023	TOTAL
Yes, I have	1	-	-	-	15.8	-	-	-	-	-	-	9.6	-	1.7
No, I have not	2	-	-	-	83.8	-	-	-	-	-	-	90.4	-	10.9
Can't choose/NA	-8	-	-	-	0.4	-	-	-	-	-	-	0.0	-	0.0
IAP	-1	100.0	100.0	100.0	0.0	100.0	100.0	100.0	100.0	100.0	100.0	0.0	100.0	87.4
N		7276	1508	1599	1576	1535	1396	1294	1370	1051	1031	1205	1230	22071

\*\*\* Keyword: Environment, Signature

**Table 2485 Experience of giving money to an environmental group within the last five years**

[Questionnaire] In the last five years, have you... Given money to an environmental group

[VAR] GRNMONEY

RESPONSE	PUNCH	03-07	2008	2009	2010	2011	2012	2013	2014	2016	2018	2021	2023	TOTAL
Yes, I have	1	-	-	-	6.7	-	-	-	-	-	-	4.5	-	0.7
No, I have not	2	-	-	-	92.8	-	-	-	-	-	-	95.5	-	11.8
Can't choose/NA	-8	-	-	-	0.5	-	-	-	-	-	-	0.0	-	0.0
IAP	-1	100.0	100.0	100.0	0.0	100.0	100.0	100.0	100.0	100.0	100.0	0.0	100.0	87.4
N		7276	1508	1599	1576	1535	1396	1294	1370	1051	1031	1205	1230	22071

\*\*\* Keyword: Environment, Donation

**Table 2486 Experience of taking part in a protest or demonstration about an environmental issue within the last five years**

[Questionnaire] In the last five years, have you... Taken part in a protest or demonstration about an environmental issue

[VAR] GRNDEMO

RESPONSE	PUNCH	03-07	2008	2009	2010	2011	2012	2013	2014	2016	2018	2021	2023	TOTAL
Yes, I have	1	-	-	-	2.7	-	-	-	-	-	-	1.5	-	0.3
No, I have not	2	-	-	-	96.9	-	-	-	-	-	-	98.4	-	12.3
Can't choose/NA	-8	-	-	-	0.4	-	-	-	-	-	-	0.1	-	0.0
IAP	-1	100.0	100.0	100.0	0.0	100.0	100.0	100.0	100.0	100.0	100.0	0.0	100.0	87.4
N		7276	1508	1599	1576	1535	1396	1294	1370	1051	1031	1205	1230	22071

\*\*\* Keyword: Environment

**Table 2487 Assessing the truth level of 'Climate change is caused by a hole in the earth's atmosphere'**

[Questionnaire] For each statement below, just tick the box that comes closest to your opinion of how true it is...

'Climate change is caused by a hole in the earth's atmosphere'

[VAR] ATMOSHOL

RESPONSE	PUNCH	03-07	2008	2009	2010	2011	2012	2013	2014	2016	2018	2021	2023	TOTAL
Definitely true	1	-	-	-	13.8	-	-	-	-	-	-	-	-	1.0
Probably true	2	-	-	-	51.9	-	-	-	-	-	-	-	-	3.7
Probably not true	3	-	-	-	19.5	-	-	-	-	-	-	-	-	1.4
Definitely not true	4	-	-	-	5.3	-	-	-	-	-	-	-	-	0.4
Can't choose/NA	-8	-	-	-	9.4	-	-	-	-	-	-	-	-	0.7
IAP	-1	100.0	100.0	100.0	0.0	100.0	100.0	100.0	100.0	100.0	100.0	100.0	100.0	92.9
N		7276	1508	1599	1576	1535	1396	1294	1370	1051	1031	1205	1230	22071

\* SHOW CARD

\*\*\* Keyword: Climate Change

**Table 2488 Assessing the truth level of 'Every time we use coal or oil or gas, we contribute to climate change'**

[Questionnaire] For each statement below, just tick the box that comes closest to your opinion of how true it is... 'Every time we use coal or oil or gas, we contribute to climate change'

[VAR] COALCAUZ

RESPONSE	PUNCH	03-07	2008	2009	2010	2011	2012	2013	2014	2016	2018	2021	2023	TOTAL
Definitely true	1	-	-	-	21.1	-	-	-	-	-	-	-	-	1.5
Probably true	2	-	-	-	60.6	-	-	-	-	-	-	-	-	4.3
Probably not true	3	-	-	-	10.9	-	-	-	-	-	-	-	-	0.8
Definitely not true	4	-	-	-	1.6	-	-	-	-	-	-	-	-	0.1
Can't choose/NA	-8	-	-	-	5.8	-	-	-	-	-	-	-	-	0.4
IAP	-1	100.0	100.0	100.0	0.0	100.0	100.0	100.0	100.0	100.0	100.0	100.0	100.0	92.9
N		7276	1508	1599	1576	1535	1396	1294	1370	1051	1031	1205	1230	22071

\* SHOW CARD

\*\*\* Keyword: Climate Change

**Table 2489 The world's climate change**

[Questionnaire] There has been a lot of discussion about the world's climate and the idea that it has been changing in recent decades. Which of the following statements comes closest to your view?

[VAR] CLIMATEC

RESPONSE	PUNCH	03-07	2008	2009	2010	2011	2012	2013	2014	2016	2018	2021	2023	TOTAL
The world's climate has not been changing	1	-	-	-	-	-	-	-	-	-	-	0.6	-	0.0
The world's climate has been changing mostly due to natural processes	2	-	-	-	-	-	-	-	-	-	-	16.2	-	0.9
The world's climate has been changing about equally due to both natural process and human activity	3	-	-	-	-	-	-	-	-	-	-	42.6	-	2.3
The world's climate has been changing mostly due to human activity	4	-	-	-	-	-	-	-	-	-	-	40.0	-	2.2
Can't choose/NA	-8	-	-	-	-	-	-	-	-	-	-	0.7	-	0.0
IAP	-1	100.0	100.0	100.0	100.0	100.0	100.0	100.0	100.0	100.0	100.0	0.0	100.0	94.5
N		7276	1508	1599	1576	1535	1396	1294	1370	1051	1031	1205	1230	22071

\*\*\* Keyword: Climate Change



**Table 2490 Influence of world's climate change on the world: bad vs. good**

[Questionnaire] How do you think climate change will affect the world? A score of 0 means "very bad influence" and a score of 10 means "very good influence".

[VAR] CLIMATEW

RESPONSE	PUNCH	03-07	2008	2009	2010	2011	2012	2013	2014	2016	2018	2021	2023	TOTAL
It has a very bad influence	0	-	-	-	-	-	-	-	-	-	-	8.0	-	0.4
1	1	-	-	-	-	-	-	-	-	-	-	11.8	-	0.6
2	2	-	-	-	-	-	-	-	-	-	-	20.2	-	1.1
3	3	-	-	-	-	-	-	-	-	-	-	17.3	-	0.9
4	4	-	-	-	-	-	-	-	-	-	-	6.8	-	0.4
5	5	-	-	-	-	-	-	-	-	-	-	8.1	-	0.4
6	6	-	-	-	-	-	-	-	-	-	-	8.1	-	0.4
7	7	-	-	-	-	-	-	-	-	-	-	10.5	-	0.6
8	8	-	-	-	-	-	-	-	-	-	-	5.0	-	0.3
9	9	-	-	-	-	-	-	-	-	-	-	1.3	-	0.1
It has a very good influence	10	-	-	-	-	-	-	-	-	-	-	1.5	-	0.1
Can't choose/NA	-8	-	-	-	-	-	-	-	-	-	-	0.1	-	0.0
IAP	-1	100.0	100.0	100.0	100.0	100.0	100.0	100.0	100.0	100.0	100.0	1.2	100.0	94.6
N		7276	1508	1599	1576	1535	1396	1294	1370	1051	1031	1205	1230	22071

\*\*\* Keyword: Climate Change

**Table 2491 Influence of world's climate change on Korea: bad vs. good**

[Questionnaire] How do you think climate change will affect Korea? A score of 0 means "very bad influence" and a score of 10 means "very good influence".

[VAR] CLIMATEK

RESPONSE	PUNCH	03-07	2008	2009	2010	2011	2012	2013	2014	2016	2018	2021	2023	TOTAL
It has a very bad influence	0	-	-	-	-	-	-	-	-	-	-	6.6	-	0.4
1	1	-	-	-	-	-	-	-	-	-	-	8.3	-	0.5
2	2	-	-	-	-	-	-	-	-	-	-	18.1	-	1.0
3	3	-	-	-	-	-	-	-	-	-	-	21.9	-	1.2
4	4	-	-	-	-	-	-	-	-	-	-	8.7	-	0.5
5	5	-	-	-	-	-	-	-	-	-	-	11.9	-	0.6
6	6	-	-	-	-	-	-	-	-	-	-	8.2	-	0.4
7	7	-	-	-	-	-	-	-	-	-	-	9.1	-	0.5
8	8	-	-	-	-	-	-	-	-	-	-	4.2	-	0.2
9	9	-	-	-	-	-	-	-	-	-	-	0.7	-	0.0
It has a very good influence	10	-	-	-	-	-	-	-	-	-	-	1.0	-	0.1
Can't choose/NA	-8	-	-	-	-	-	-	-	-	-	-	0.1	-	0.0
IAP	-1	100.0	100.0	100.0	100.0	100.0	100.0	100.0	100.0	100.0	100.0	1.2	100.0	94.6
N		7276	1508	1599	1576	1535	1396	1294	1370	1051	1031	1205	1230	22071

\*\*\* Keyword: Climate Change

**Table 2492 Economic growth is harmful to the environment**

[Questionnaire] How much do you agree or disagree with each of these statements? Economic growth is always harmful to the environment

[VAR] GROWENVI

RESPONSE	PUNCH	03-07	2008	2009	2010	2011	2012	2013	2014	2016	2018	2021	2023	TOTAL
Agree strongly	1	-	-	-	-	-	-	-	-	-	-	2.7	-	0.1
Agree	2	-	-	-	-	-	-	-	-	-	-	26.5	-	1.4
Neither agree nor disagree	3	-	-	-	-	-	-	-	-	-	-	47.1	-	2.6
Disagree	4	-	-	-	-	-	-	-	-	-	-	20.5	-	1.1
Disagree strongly	5	-	-	-	-	-	-	-	-	-	-	2.7	-	0.1
Can't choose/NA	-8	-	-	-	-	-	-	-	-	-	-	0.5	-	0.0
IAP	-1	100.0	100.0	100.0	100.0	100.0	100.0	100.0	100.0	100.0	100.0	0.0	100.0	94.5
N		7276	1508	1599	1576	1535	1396	1294	1370	1051	1031	1205	1230	22071

\*\*\* Keyword: Economic growth, Environment

**Table 2493 Agree to reduce the size of Korean's nature reserves**

[Questionnaire] How much are you willing to agree to reduce the size of Korea's nature reserves for economic development?

[VAR] CONSRREDU

RESPONSE	PUNCH	03-07	2008	2009	2010	2011	2012	2013	2014	2016	2018	2021	2023	TOTAL
Very willing	1	-	-	-	-	-	-	-	-	-	-	2.2	-	0.1
Fairly willing	2	-	-	-	-	-	-	-	-	-	-	26.3	-	1.4
Neither willing nor unwilling	3	-	-	-	-	-	-	-	-	-	-	32.4	-	1.8
Fairly unwilling	4	-	-	-	-	-	-	-	-	-	-	29.1	-	1.6
Very unwilling	5	-	-	-	-	-	-	-	-	-	-	9.3	-	0.5
Can't choose/NA	-8	-	-	-	-	-	-	-	-	-	-	0.7	-	0.0
IAP	-1	100.0	100.0	100.0	100.0	100.0	100.0	100.0	100.0	100.0	100.0	0.0	100.0	94.5
N		7276	1508	1599	1576	1535	1396	1294	1370	1051	1031	1205	1230	22071

\*\*\* Keyword: Economic growth

**Table 2494 How much do you enjoy nature**

[Questionnaire] How much do you enjoy nature?

[VAR] NATURENJ

RESPONSE	PUNCH	03-07	2008	2009	2010	2011	2012	2013	2014	2016	2018	2021	2023	TOTAL
I don't enjoy it at all	1	-	-	-	-	-	-	-	-	-	-	6.1	-	0.3
I enjoy it a bit	2	-	-	-	-	-	-	-	-	-	-	37.1	-	2.0
I tend to enjoy it	3	-	-	-	-	-	-	-	-	-	-	41.1	-	2.2
I enjoy it a lot	4	-	-	-	-	-	-	-	-	-	-	12.7	-	0.7
I enjoy it very, very much	5	-	-	-	-	-	-	-	-	-	-	2.6	-	0.1
Can't choose/NA	-8	-	-	-	-	-	-	-	-	-	-	0.4	-	0.0
IAP	-1	100.0	100.0	100.0	100.0	100.0	100.0	100.0	100.0	100.0	100.0	0.0	100.0	94.5
N		7276	1508	1599	1576	1535	1396	1294	1370	1051	1031	1205	1230	22071



**Table 2495 How many times have you enjoyed outdoor leisure activities**

[Questionnaire] How many times have you enjoyed outdoor leisure activities over the past 12 months, such as hiking, bird watching, swimming, and skiing, or relaxing in nature?

[VAR] NATUREFR

RESPONSE	PUNCH	03-07	2008	2009	2010	2011	2012	2013	2014	2016	2018	2021	2023	TOTAL
Everyday	1	-	-	-	-	-	-	-	-	-	-	2.4	-	0.1
Several times a week	2	-	-	-	-	-	-	-	-	-	-	11.9	-	0.6
Several times a month	3	-	-	-	-	-	-	-	-	-	-	32.9	-	1.8
Several times a year	4	-	-	-	-	-	-	-	-	-	-	38.3	-	2.1
None	5	-	-	-	-	-	-	-	-	-	-	13.9	-	0.8
Can't choose/NA	-8	-	-	-	-	-	-	-	-	-	-	0.6	-	0.0
IAP	-1	100.0	100.0	100.0	100.0	100.0	100.0	100.0	100.0	100.0	100.0	0.0	100.0	94.5
N		7276	1508	1599	1576	1535	1396	1294	1370	1051	1031	1205	1230	22071

\*\*\* Keyword: Leisure

**Table 2496 How many times have you traveled by plane**

[Questionnaire] How many times have you traveled by plane in the past 12 months? Please count the round-trip flight, including transfer, as a single trip.

[VAR] AIRTRAVE

RESPONSE	PUNCH	03-07	2008	2009	2010	2011	2012	2013	2014	2016	2018	2021	2023	TOTAL
0	0	-	-	-	-	-	-	-	-	-	-	76.1	-	4.2
1	1	-	-	-	-	-	-	-	-	-	-	9.4	-	0.5
2	2	-	-	-	-	-	-	-	-	-	-	5.9	-	0.3
3	3	-	-	-	-	-	-	-	-	-	-	1.0	-	0.1
4	4	-	-	-	-	-	-	-	-	-	-	0.7	-	0.0
5	5	-	-	-	-	-	-	-	-	-	-	0.2	-	0.0
6	6	-	-	-	-	-	-	-	-	-	-	0.1	-	0.0
7	7	-	-	-	-	-	-	-	-	-	-	0.0	-	0.0
8	8	-	-	-	-	-	-	-	-	-	-	0.1	-	0.0
9	9	-	-	-	-	-	-	-	-	-	-	0.0	-	0.0
10	10	-	-	-	-	-	-	-	-	-	-	0.2	-	0.0
Can't choose/NA	-8	-	-	-	-	-	-	-	-	-	-	6.2	-	0.3
IAP	-1	100.0	100.0	100.0	100.0	100.0	100.0	100.0	100.0	100.0	100.0	0.0	100.0	94.5
N		7276	1508	1599	1576	1535	1396	1294	1370	1051	1031	1205	1230	22071

\* Keyword: Means of Transportation

**Table 2497 How many hours a week do you use cars**

[Questionnaire] How many hours a week do you usually use transportation such as cars, motorcycles, trucks, and vans, excluding public transportation? Exclude buses, minibuses, and shared taxis.

[VAR] CARHOURS

RESPONSE	PUNCH	03-07	2008	2009	2010	2011	2012	2013	2014	2016	2018	2021	2023	TOTAL
None	0	-	-	-	-	-	-	-	-	-	-	18.7	-	1.0
1-2 hours	1	-	-	-	-	-	-	-	-	-	-	27.7	-	1.5
3-4 hours	2	-	-	-	-	-	-	-	-	-	-	15.8	-	0.9
5-6 hours	3	-	-	-	-	-	-	-	-	-	-	13.7	-	0.7
7-8 hours	4	-	-	-	-	-	-	-	-	-	-	5.1	-	0.3
More than 9 hours	5	-	-	-	-	-	-	-	-	-	-	13.2	-	0.7
Can't choose/NA	-8	-	-	-	-	-	-	-	-	-	-	5.8	-	0.3
IAP	-1	100.0	100.0	100.0	100.0	100.0	100.0	100.0	100.0	100.0	100.0	0.0	100.0	94.5
N		7276	1508	1599	1576	1535	1396	1294	1370	1051	1031	1205	1230	22071

\* Keyword: Means of Transportation

**Table 2498 How many days do you eat beef**

[Questionnaire] How many days a week do you usually eat beef, lamb, or food made of these?

[VAR] BEEFFOOD

RESPONSE	PUNCH	03-07	2008	2009	2010	2011	2012	2013	2014	2016	2018	2021	2023	TOTAL
0	0	-	-	-	-	-	-	-	-	-	-	12.9	-	0.7
1 Day	1	-	-	-	-	-	-	-	-	-	-	33.0	-	1.8
2 Days	2	-	-	-	-	-	-	-	-	-	-	26.8	-	1.5
3 Days	3	-	-	-	-	-	-	-	-	-	-	14.1	-	0.8
4 Days	4	-	-	-	-	-	-	-	-	-	-	5.6	-	0.3
5 Days	5	-	-	-	-	-	-	-	-	-	-	3.5	-	0.2
6 Days	6	-	-	-	-	-	-	-	-	-	-	1.0	-	0.1
7 Days	7	-	-	-	-	-	-	-	-	-	-	0.7	-	0.0
Can't choose/NA	-8	-	-	-	-	-	-	-	-	-	-	2.3	-	0.1
IAP	-1	100.0	100.0	100.0	100.0	100.0	100.0	100.0	100.0	100.0	100.0	0.0	100.0	94.5
N		7276	1508	1599	1576	1535	1396	1294	1370	1051	1031	1205	1230	22071

\*\*\* Keyword: Meal



**Table 2499 How many rooms in your house**

[Questionnaire] How many rooms do you have in your house (apartment or house)? Do not count the kitchen, bathroom, garage, balcony, or hallway.

[VAR] HOMEROOM

RESPONSE	PUNCH	03-07	2008	2009	2010	2011	2012	2013	2014	2016	2018	2021	2023	TOTAL
0	0	-	-	-	-	-	-	-	-	-	-	0.0	-	0.0
1	1	-	-	-	-	-	-	-	-	-	-	6.3	-	0.3
2	2	-	-	-	-	-	-	-	-	-	-	22.7	-	1.2
3	3	-	-	-	-	-	-	-	-	-	-	65.5	-	3.6
4	4	-	-	-	-	-	-	-	-	-	-	4.7	-	0.3
5	5	-	-	-	-	-	-	-	-	-	-	0.2	-	0.0
6	6	-	-	-	-	-	-	-	-	-	-	0.0	-	0.0
7	7	-	-	-	-	-	-	-	-	-	-	0.0	-	0.0
8	8	-	-	-	-	-	-	-	-	-	-	0.0	-	0.0
9	9	-	-	-	-	-	-	-	-	-	-	0.0	-	0.0
10	10	-	-	-	-	-	-	-	-	-	-	0.1	-	0.0
Can't choose/NA	-8	-	-	-	-	-	-	-	-	-	-	0.5	-	0.0
IAP	-1	100.0	100.0	100.0	100.0	100.0	100.0	100.0	100.0	100.0	100.0	0.0	100.0	94.5
N		7276	1508	1599	1576	1535	1396	1294	1370	1051	1031	1205	1230	22071

\*\*\* Keyword: House

**Table 2500 Neighborhood affected by air pollution**

[Questionnaire] To what extent do you agree or disagree with each of the following statements?.. Air pollution

[VAR] AIRNEIGH

RESPONSE	PUNCH	03-07	2008	2009	2010	2011	2012	2013	2014	2016	2018	2021	2023	TOTAL
It wasn't affected at all	1	-	-	-	-	-	-	-	-	-	-	9.0	-	0.5
It wasn't affected that much	2	-	-	-	-	-	-	-	-	-	-	33.8	-	1.8
It was mostly affected	3	-	-	-	-	-	-	-	-	-	-	36.0	-	2.0
It was affected a lot	4	-	-	-	-	-	-	-	-	-	-	18.8	-	1.0
It was affected immensely	5	-	-	-	-	-	-	-	-	-	-	2.0	-	0.1
Can't choose/NA	-8	-	-	-	-	-	-	-	-	-	-	0.3	-	0.0
IAP	-1	100.0	100.0	100.0	100.0	100.0	100.0	100.0	100.0	100.0	100.0	0.0	100.0	94.5
N		7276	1508	1599	1576	1535	1396	1294	1370	1051	1031	1205	1230	22071

\*\*\* Keyword: Air Pollution

**Table 2501 Neighborhood affected by water pollution**

[Questionnaire] To what extent do you agree or disagree with each of the following statements?.. Water pollution

[VAR] WTRNEIGH

RESPONSE	PUNCH	03-07	2008	2009	2010	2011	2012	2013	2014	2016	2018	2021	2023	TOTAL
It wasn't affected at all	1	-	-	-	-	-	-	-	-	-	-	12.7	-	0.7
It wasn't affected that much	2	-	-	-	-	-	-	-	-	-	-	47.6	-	2.6
It was mostly affected	3	-	-	-	-	-	-	-	-	-	-	25.4	-	1.4
It was affected a lot	4	-	-	-	-	-	-	-	-	-	-	11.9	-	0.6
It was affected immensely	5	-	-	-	-	-	-	-	-	-	-	1.8	-	0.1
Can't choose/NA	-8	-	-	-	-	-	-	-	-	-	-	0.7	-	0.0
IAP	-1	100.0	100.0	100.0	100.0	100.0	100.0	100.0	100.0	100.0	100.0	0.0	100.0	94.5
N		7276	1508	1599	1576	1535	1396	1294	1370	1051	1031	1205	1230	22071

\*\*\* Keyword: Water Pollution

**Table 2502 Neighborhood affected by extreme weather**

[Questionnaire] Extreme weather (storms, droughts, floods, heat waves, cold waves, etc.)

[VAR] WEANEIGH

RESPONSE	PUNCH	03-07	2008	2009	2010	2011	2012	2013	2014	2016	2018	2021	2023	TOTAL
It wasn't affected at all	1	-	-	-	-	-	-	-	-	-	-	12.5	-	0.7
It wasn't affected that much	2	-	-	-	-	-	-	-	-	-	-	36.5	-	2.0
It was mostly affected	3	-	-	-	-	-	-	-	-	-	-	34.2	-	1.9
It was affected a lot	4	-	-	-	-	-	-	-	-	-	-	13.8	-	0.8
It was affected immensely	5	-	-	-	-	-	-	-	-	-	-	2.6	-	0.1
Can't choose/NA	-8	-	-	-	-	-	-	-	-	-	-	0.4	-	0.0
IAP	-1	100.0	100.0	100.0	100.0	100.0	100.0	100.0	100.0	100.0	100.0	0.0	100.0	94.5
N		7276	1508	1599	1576	1535	1396	1294	1370	1051	1031	1205	1230	22071

\*\*\* Keyword: Extreme weather



# ISSP 2011 Health and Healthcare

**Table 2503 Happiness in life in general (scale of 7)**

[Questionnaire] If you were to consider your life in general, how happy or unhappy would you say you are, on the whole?

[VAR] HAPINSS1

RESPONSE	PUNCH	03-07	2008	2009	2010	2011	2012	2013	2014	2016	2018	2021	2023	TOTAL
Completely happy	1	-	-	-	-	8.3	12.6	-	-	-	-	-	-	1.4
Very happy	2	-	-	-	-	12.9	14.5	-	-	-	-	-	-	1.8
Fairly happy	3	-	-	-	-	43.5	41.4	-	-	-	-	-	-	5.6
Neither happy nor unhappy	4	-	-	-	-	27.8	24.7	-	-	-	-	-	-	3.5
Fairly unhappy	5	-	-	-	-	5.9	5.3	-	-	-	-	-	-	0.7
Very unhappy	6	-	-	-	-	1.0	0.7	-	-	-	-	-	-	0.1
Completely unhappy	7	-	-	-	-	0.6	0.8	-	-	-	-	-	-	0.1
IAP	-1	100.0	100.0	100.0	100.0	0.0	0.0	100.0	100.0	100.0	100.0	100.0	100.0	86.7
N		7276	1508	1599	1576	1535	1396	1294	1370	1051	1031	1205	1230	22071

\* SHOW CARD(12)

\*\* 2011 Questionnaire: How happy or unhappy do you feel overall, considering your current life?

\*\*\* Keyword: Happiness

**Table 2504 Confidence level in the educational system in Korea**

[Questionnaire] In general, how much confidence do you have in... the educational system in Korea?

[VAR] CONFEDUC

RESPONSE	PUNCH	03-07	2008	2009	2010	2011	2012	2013	2014	2016	2018	2021	2023	TOTAL
Complete confidence	1	-	-	-	-	3.9	-	-	-	-	-	-	-	0.3
A great deal of confidence	2	-	-	-	-	23.8	-	-	-	-	-	-	-	1.7
Some confidence	3	-	-	-	-	38.6	-	-	-	-	-	-	-	2.7
Very little confidence	4	-	-	-	-	27.8	-	-	-	-	-	-	-	1.9
Rarely confidence	5	-	-	-	-	5.7	-	-	-	-	-	-	-	0.4
Can't choose/NA	-8	-	-	-	-	0.1	-	-	-	-	-	-	-	0.0
IAP	-1	100.0	100.0	100.0	100.0	0.0	100.0	100.0	100.0	100.0	100.0	100.0	100.0	93.0
N		7276	1508	1599	1576	1535	1396	1294	1370	1051	1031	1205	1230	22071

\*\*\* Keyword: Trust, Educational System

**Table 2505 Confidence level in the health care system in Korea**

[Questionnaire] In general, how much confidence do you have in... the health care system in Korea?

[VAR] CONFMED1

RESPONSE	PUNCH	03-07	2008	2009	2010	2011	2012	2013	2014	2016	2018	2021	2023	TOTAL
Complete confidence	1	-	-	-	-	8.5	-	-	-	-	-	-	-	0.6
A great deal of confidence	2	-	-	-	-	40.8	-	-	-	-	-	-	-	2.8
Some confidence	3	-	-	-	-	35.3	-	-	-	-	-	-	-	2.5
Very little confidence	4	-	-	-	-	13.3	-	-	-	-	-	-	-	0.9
Rarely confidence	5	-	-	-	-	2.0	-	-	-	-	-	-	-	0.1
Can't choose/NA	-8	-	-	-	-	0.2	-	-	-	-	-	-	-	0.0
IAP	-1	100.0	100.0	100.0	100.0	0.0	100.0	100.0	100.0	100.0	100.0	100.0	100.0	93.0
N		7276	1508	1599	1576	1535	1396	1294	1370	1051	1031	1205	1230	22071

\*\*\* Keyword: Trust

**Table 2506 Necessity of change in the health care system in Korea**

[Questionnaire] In general, would you say that the health care system in Korea...

[VAR] MEDICHNG

RESPONSE	PUNCH	03-07	2008	2009	2010	2011	2012	2013	2014	2016	2018	2021	2023	TOTAL
Needs no changes	1	-	-	-	-	5.6	-	-	-	-	-	-	-	0.4
Needs a few changes	2	-	-	-	-	55.7	-	-	-	-	-	-	-	3.9
Needs many changes	3	-	-	-	-	31.5	-	-	-	-	-	-	-	2.2
Needs to be completely changed	4	-	-	-	-	7.0	-	-	-	-	-	-	-	0.5
Can't choose/NA	-8	-	-	-	-	0.2	-	-	-	-	-	-	-	0.0
IAP	-1	100.0	100.0	100.0	100.0	0.0	100.0	100.0	100.0	100.0	100.0	100.0	100.0	93.0
N		7276	1508	1599	1576	1535	1396	1294	1370	1051	1031	1205	1230	22071

\* SHOW CARD

**Table 2507 Fairness of those with high income being able to afford better health care than those with lower income**

[Questionnaire] Is it fair or unfair that people with higher incomes can afford better health care than people with lower incomes?

[VAR] HLCAHIGH

RESPONSE	PUNCH	03-07	2008	2009	2010	2011	2012	2013	2014	2016	2018	2021	2023	TOTAL
Very fair	1	-	-	-	-	6.2	-	-	-	-	-	-	-	0.4
Somewhat fair	2	-	-	-	-	18.1	-	-	-	-	-	-	-	1.3
Neither fair nor unfair	3	-	-	-	-	28.8	-	-	-	-	-	-	-	2.0
Somewhat unfair	4	-	-	-	-	31.7	-	-	-	-	-	-	-	2.2
Very unfair	5	-	-	-	-	15.2	-	-	-	-	-	-	-	1.1
IAP	-1	100.0	100.0	100.0	100.0	0.0	100.0	100.0	100.0	100.0	100.0	100.0	100.0	93.0
N		7276	1508	1599	1576	1535	1396	1294	1370	1051	1031	1205	1230	22071

\*\*\* Keyword: People With Higher Incomes, Fair



**Table 2508 Agree or disagree: In the next few years the health care system in Korea will improve**

[Questionnaire] How much do you agree or disagree with the following statements... In the next few years the health care system in Korea will improve

[VAR] HLCAKR1

RESPONSE	PUNCH	03-07	2008	2009	2010	2011	2012	2013	2014	2016	2018	2021	2023	TOTAL
Strongly agree	1	-	-	-	-	20.9	-	-	-	-	-	-	-	1.5
Agree	2	-	-	-	-	53.2	-	-	-	-	-	-	-	3.7
Neither agree nor disagree	3	-	-	-	-	17.9	-	-	-	-	-	-	-	1.2
Disagree	4	-	-	-	-	6.8	-	-	-	-	-	-	-	0.5
Strongly disagree	5	-	-	-	-	1.0	-	-	-	-	-	-	-	0.1
Can't choose/NA	-8	-	-	-	-	0.1	-	-	-	-	-	-	-	0.0
IAP	-1	100.0	100.0	100.0	100.0	0.0	100.0	100.0	100.0	100.0	100.0	100.0	100.0	93.0
N		7276	1508	1599	1576	1535	1396	1294	1370	1051	1031	1205	1230	22071

\* SHOW CARD

**Table 2509 Agree or disagree: People use health care services more than necessary**

[Questionnaire] How much do you agree or disagree with the following statements... People use health care services more than necessary

[VAR] HLCAKR2

RESPONSE	PUNCH	03-07	2008	2009	2010	2011	2012	2013	2014	2016	2018	2021	2023	TOTAL
Strongly agree	1	-	-	-	-	19.8	-	-	-	-	-	-	-	1.4
Agree	2	-	-	-	-	41.9	-	-	-	-	-	-	-	2.9
Neither agree nor disagree	3	-	-	-	-	22.6	-	-	-	-	-	-	-	1.6
Disagree	4	-	-	-	-	13.2	-	-	-	-	-	-	-	0.9
Strongly disagree	5	-	-	-	-	2.3	-	-	-	-	-	-	-	0.2
Can't choose/NA	-8	-	-	-	-	0.2	-	-	-	-	-	-	-	0.0
IAP	-1	100.0	100.0	100.0	100.0	0.0	100.0	100.0	100.0	100.0	100.0	100.0	100.0	93.0
N		7276	1508	1599	1576	1535	1396	1294	1370	1051	1031	1205	1230	22071

\* SHOW CARD

**Table 2510 Agree or disagree: The government should provide only limited health care services**

[Questionnaire] How much do you agree or disagree with the following statements... The government should provide only limited health care services

[VAR] HLCAKR3

RESPONSE	PUNCH	03-07	2008	2009	2010	2011	2012	2013	2014	2016	2018	2021	2023	TOTAL
Strongly agree	1	-	-	-	-	11.0	-	-	-	-	-	-	-	0.8
Agree	2	-	-	-	-	19.1	-	-	-	-	-	-	-	1.3
Neither agree nor disagree	3	-	-	-	-	21.4	-	-	-	-	-	-	-	1.5
Disagree	4	-	-	-	-	34.5	-	-	-	-	-	-	-	2.4
Strongly disagree	5	-	-	-	-	13.7	-	-	-	-	-	-	-	1.0
Can't choose/NA	-8	-	-	-	-	0.3	-	-	-	-	-	-	-	0.0
IAP	-1	100.0	100.0	100.0	100.0	0.0	100.0	100.0	100.0	100.0	100.0	100.0	100.0	93.0
N		7276	1508	1599	1576	1535	1396	1294	1370	1051	1031	1205	1230	22071

\* SHOW CARD

\*\*\* Keyword: Government

**Table 2511 Agree or disagree: In general, the health care system in Korea is inefficient**

[Questionnaire] How much do you agree or disagree with the following statements... In general, the health care system in Korea is inefficient

[VAR] HLCAKR4

RESPONSE	PUNCH	03-07	2008	2009	2010	2011	2012	2013	2014	2016	2018	2021	2023	TOTAL
Strongly agree	1	-	-	-	-	9.3	-	-	-	-	-	-	-	0.6
Agree	2	-	-	-	-	30.4	-	-	-	-	-	-	-	2.1
Neither agree nor disagree	3	-	-	-	-	34.5	-	-	-	-	-	-	-	2.4
Disagree	4	-	-	-	-	21.3	-	-	-	-	-	-	-	1.5
Strongly disagree	5	-	-	-	-	4.2	-	-	-	-	-	-	-	0.3
Can't choose/NA	-8	-	-	-	-	0.3	-	-	-	-	-	-	-	0.0
IAP	-1	100.0	100.0	100.0	100.0	0.0	100.0	100.0	100.0	100.0	100.0	100.0	100.0	93.0
N		7276	1508	1599	1576	1535	1396	1294	1370	1051	1031	1205	1230	22071

\* SHOW CARD

**Table 2512 Willingness to pay higher taxes to improve the health care level for all people in Korea**

[Questionnaire] How willing would you be to pay higher taxes to improve the level of health care for all people in Korea?

[VAR] HLCATAX

RESPONSE	PUNCH	03-07	2008	2009	2010	2011	2012	2013	2014	2016	2018	2021	2023	TOTAL
Very willing	1	-	-	-	-	6.7	-	-	-	-	-	-	-	0.5
Fairly willing	2	-	-	-	-	22.6	-	-	-	-	-	-	-	1.6
Neither willing nor unwilling	3	-	-	-	-	32.9	-	-	-	-	-	-	-	2.3
Fairly unwilling	4	-	-	-	-	24.8	-	-	-	-	-	-	-	1.7
Very unwilling	5	-	-	-	-	12.9	-	-	-	-	-	-	-	0.9
Can't choose/NA	-8	-	-	-	-	0.1	-	-	-	-	-	-	-	0.0
IAP	-1	100.0	100.0	100.0	100.0	0.0	100.0	100.0	100.0	100.0	100.0	100.0	100.0	93.0
N		7276	1508	1599	1576	1535	1396	1294	1370	1051	1031	1205	1230	22071

\*\*\* Keyword: Tax



**Table 2513 Willingness to pay higher taxes to improve the medical service level for the poor in Korea**

[Questionnaire] How willing would you be to pay much higher taxes in order to improve the level of medical services for the poor in Korea?

[VAR] HLCATAX1

RESPONSE	PUNCH	03-07	2008	2009	2010	2011	2012	2013	2014	2016	2018	2021	2023	TOTAL
Very willing	1	-	-	-	-	10.0	-	-	-	-	-	-	-	0.7
Somewhat willing	2	-	-	-	-	33.2	-	-	-	-	-	-	-	2.3
Neither willing nor unwilling	3	-	-	-	-	36.5	-	-	-	-	-	-	-	2.5
Somewhat unwilling	4	-	-	-	-	13.6	-	-	-	-	-	-	-	0.9
Very unwilling	5	-	-	-	-	6.8	-	-	-	-	-	-	-	0.5
IAP	-1	100.0	100.0	100.0	100.0	0.0	100.0	100.0	100.0	100.0	100.0	100.0	100.0	93.0
N		7276	1508	1599	1576	1535	1396	1294	1370	1051	1031	1205	1230	22071

\*\*\* Keyword: Tax

**Table 2514 Provision of public funds1: Preventive medical checkups**

[Questionnaire] Are you in favor of or against public funding of... preventive medical checkups?.

[VAR] PUBFUND1

RESPONSE	PUNCH	03-07	2008	2009	2010	2011	2012	2013	2014	2016	2018	2021	2023	TOTAL
Strongly in favor of	1	-	-	-	-	44.2	-	-	-	-	-	-	-	3.1
In favor of	2	-	-	-	-	39.6	-	-	-	-	-	-	-	2.8
Neither in favor of nor against	3	-	-	-	-	11.3	-	-	-	-	-	-	-	0.8
Against	4	-	-	-	-	3.1	-	-	-	-	-	-	-	0.2
Strongly against	5	-	-	-	-	1.7	-	-	-	-	-	-	-	0.1
Can't choose/NA	-8	-	-	-	-	0.1	-	-	-	-	-	-	-	0.0
IAP	-1	100.0	100.0	100.0	100.0	0.0	100.0	100.0	100.0	100.0	100.0	100.0	100.0	93.0
N		7276	1508	1599	1576	1535	1396	1294	1370	1051	1031	1205	1230	22071

\* SHOW CARD

\*\*\* Keyword: Public Funding, Health

**Table 2515 Provision of public funds2: Treatment of HIV/AIDS**

[Questionnaire] Are you in favor of or against public funding of... treatment of HIV/AIDS?

[VAR] PUBFUND2

RESPONSE	PUNCH	03-07	2008	2009	2010	2011	2012	2013	2014	2016	2018	2021	2023	TOTAL
Strongly in favor of	1	-	-	-	-	34.9	-	-	-	-	-	-	-	2.4
In favor of	2	-	-	-	-	34.1	-	-	-	-	-	-	-	2.4
Neither in favor of nor against	3	-	-	-	-	21.1	-	-	-	-	-	-	-	1.5
Against	4	-	-	-	-	6.4	-	-	-	-	-	-	-	0.4
Strongly against	5	-	-	-	-	3.4	-	-	-	-	-	-	-	0.2
Can't choose/NA	-8	-	-	-	-	0.1	-	-	-	-	-	-	-	0.0
IAP	-1	100.0	100.0	100.0	100.0	0.0	100.0	100.0	100.0	100.0	100.0	100.0	100.0	93.0
N		7276	1508	1599	1576	1535	1396	1294	1370	1051	1031	1205	1230	22071

\* SHOW CARD

\*\*\* Keyword: Public Funding, Treatment

**Table 2516 Provision of public funds3: Programs to prevent obesity**

[Questionnaire] Are you in favor of or against public funding of... programs to prevent obesity?

[VAR] PUBFUND3

RESPONSE	PUNCH	03-07	2008	2009	2010	2011	2012	2013	2014	2016	2018	2021	2023	TOTAL
Strongly in favor of	1	-	-	-	-	19.1	-	-	-	-	-	-	-	1.3
In favor of	2	-	-	-	-	31.5	-	-	-	-	-	-	-	2.2
Neither in favor of nor against	3	-	-	-	-	22.2	-	-	-	-	-	-	-	1.5
Against	4	-	-	-	-	17.6	-	-	-	-	-	-	-	1.2
Strongly against	5	-	-	-	-	9.5	-	-	-	-	-	-	-	0.7
Can't choose/NA	-8	-	-	-	-	0.1	-	-	-	-	-	-	-	0.0
IAP	-1	100.0	100.0	100.0	100.0	0.0	100.0	100.0	100.0	100.0	100.0	100.0	100.0	93.0
N		7276	1508	1599	1576	1535	1396	1294	1370	1051	1031	1205	1230	22071

\* SHOW CARD

\*\*\* Keyword: Public Funding, Obesity

**Table 2517 Provision of public funds4: Organ transplants**

[Questionnaire] Are you in favor of or against public funding of... organ transplants?

[VAR] PUBFUND4

RESPONSE	PUNCH	03-07	2008	2009	2010	2011	2012	2013	2014	2016	2018	2021	2023	TOTAL
Strongly in favor of	1	-	-	-	-	42.4	-	-	-	-	-	-	-	2.9
In favor of	2	-	-	-	-	36.9	-	-	-	-	-	-	-	2.6
Neither in favor of nor against	3	-	-	-	-	15.5	-	-	-	-	-	-	-	1.1
Against	4	-	-	-	-	3.8	-	-	-	-	-	-	-	0.3
Strongly against	5	-	-	-	-	1.3	-	-	-	-	-	-	-	0.1
Can't choose/NA	-8	-	-	-	-	0.1	-	-	-	-	-	-	-	0.0
IAP	-1	100.0	100.0	100.0	100.0	0.0	100.0	100.0	100.0	100.0	100.0	100.0	100.0	93.0
N		7276	1508	1599	1576	1535	1396	1294	1370	1051	1031	1205	1230	22071

\* SHOW CARD

\*\*\* Keyword: Public Funding



**Table 2518 Publicly funded health care to people who do not hold citizenship of Korea**

[Questionnaire] How much do you agree or disagree with the following statements?... People should have access to publicly funded health care even if they... do not hold citizenship of Korea

[VAR] ACCPUB1

RESPONSE	PUNCH	03-07	2008	2009	2010	2011	2012	2013	2014	2016	2018	2021	2023	TOTAL
Strongly agree	1	-	-	-	-	28.0	-	-	-	-	-	-	-	1.9
Agree	2	-	-	-	-	38.6	-	-	-	-	-	-	-	2.7
Neither agree nor disagree	3	-	-	-	-	14.1	-	-	-	-	-	-	-	1.0
Disagree	4	-	-	-	-	13.6	-	-	-	-	-	-	-	0.9
Strongly disagree	5	-	-	-	-	5.5	-	-	-	-	-	-	-	0.4
Can't choose/NA	-8	-	-	-	-	0.1	-	-	-	-	-	-	-	0.0
IAP	-1	100.0	100.0	100.0	100.0	0.0	100.0	100.0	100.0	100.0	100.0	100.0	100.0	93.0
N		7276	1508	1599	1576	1535	1396	1294	1370	1051	1031	1205	1230	22071

\* SHOW CARD

\*\*\* Keyword: Citizenship

**Table 2519 Publicly funded health care to people who behave in ways that damage their health**

[Questionnaire] How much do you agree or disagree with the following statements?... People should have access to publicly funded health care even if they... behave in ways that damage their health

[VAR] ACCPUB2

RESPONSE	PUNCH	03-07	2008	2009	2010	2011	2012	2013	2014	2016	2018	2021	2023	TOTAL
Strongly agree	1	-	-	-	-	13.6	-	-	-	-	-	-	-	0.9
Agree	2	-	-	-	-	31.7	-	-	-	-	-	-	-	2.2
Neither agree nor disagree	3	-	-	-	-	19.5	-	-	-	-	-	-	-	1.4
Disagree	4	-	-	-	-	23.4	-	-	-	-	-	-	-	1.6
Strongly disagree	5	-	-	-	-	11.7	-	-	-	-	-	-	-	0.8
Can't choose/NA	-8	-	-	-	-	0.1	-	-	-	-	-	-	-	0.0
IAP	-1	100.0	100.0	100.0	100.0	0.0	100.0	100.0	100.0	100.0	100.0	100.0	100.0	93.0
N		7276	1508	1599	1576	1535	1396	1294	1370	1051	1031	1205	1230	22071

\* SHOW CARD

\*\*\* Keyword: Health

**Table 2520 Estimate on the number of people who do not have access to health care they need**

[Questionnaire] In your opinion, how many people are there in Korea who do not have access to the health care they need?

[VAR] ACCPUBNO

RESPONSE	PUNCH	03-07	2008	2009	2010	2011	2012	2013	2014	2016	2018	2021	2023	TOTAL
None	1	-	-	-	-	1.9	-	-	-	-	-	-	-	0.1
Very few	2	-	-	-	-	9.8	-	-	-	-	-	-	-	0.7
Some	3	-	-	-	-	48.6	-	-	-	-	-	-	-	3.4
Many	4	-	-	-	-	39.7	-	-	-	-	-	-	-	2.8
Can't choose/NA	-8	-	-	-	-	0.0	-	-	-	-	-	-	-	0.0
IAP	-1	100.0	100.0	100.0	100.0	0.0	100.0	100.0	100.0	100.0	100.0	100.0	100.0	93.0
N		7276	1508	1599	1576	1535	1396	1294	1370	1051	1031	1205	1230	22071

**Table 2521 Causes of serious health problems: people behaving in ways that damaged their health**

[Questionnaire] Severe health problems may have many causes. How much do you agree or disagree with the following statements?... because they behaved in ways that damaged their health

[VAR] HPBMWHY1

RESPONSE	PUNCH	03-07	2008	2009	2010	2011	2012	2013	2014	2016	2018	2021	2023	TOTAL
Strongly agree	1	-	-	-	-	12.5	-	-	-	-	-	-	-	0.9
Agree	2	-	-	-	-	41.4	-	-	-	-	-	-	-	2.9
Neither agree nor disagree	3	-	-	-	-	22.8	-	-	-	-	-	-	-	1.6
Disagree	4	-	-	-	-	18.2	-	-	-	-	-	-	-	1.3
Strongly disagree	5	-	-	-	-	5.1	-	-	-	-	-	-	-	0.4
Can't choose/NA	-8	-	-	-	-	0.1	-	-	-	-	-	-	-	0.0
IAP	-1	100.0	100.0	100.0	100.0	0.0	100.0	100.0	100.0	100.0	100.0	100.0	100.0	93.0
N		7276	1508	1599	1576	1535	1396	1294	1370	1051	1031	1205	1230	22071

\* SHOW CARD

\*\*\* Keyword: Health, Suffering

**Table 2522 Causes of serious health problems: the environment people are exposed to at work or where they live**

[Questionnaire] Severe health problems may have many causes. How much do you agree or disagree with the following statements?... because of the environment they are exposed to at work or where they live

[VAR] HPBMWHY2

RESPONSE	PUNCH	03-07	2008	2009	2010	2011	2012	2013	2014	2016	2018	2021	2023	TOTAL
Strongly agree	1	-	-	-	-	14.3	-	-	-	-	-	-	-	1.0
Agree	2	-	-	-	-	59.6	-	-	-	-	-	-	-	4.1
Neither agree nor disagree	3	-	-	-	-	17.3	-	-	-	-	-	-	-	1.2
Disagree	4	-	-	-	-	7.5	-	-	-	-	-	-	-	0.5
Strongly disagree	5	-	-	-	-	1.2	-	-	-	-	-	-	-	0.1
Can't choose/NA	-8	-	-	-	-	0.1	-	-	-	-	-	-	-	0.0
IAP	-1	100.0	100.0	100.0	100.0	0.0	100.0	100.0	100.0	100.0	100.0	100.0	100.0	93.0
N		7276	1508	1599	1576	1535	1396	1294	1370	1051	1031	1205	1230	22071

\* SHOW CARD

\*\*\* Keyword: Health, Suffering, Family, Workplace, Environment



**Table 2523 Causes of serious health problems: genes**

[Questionnaire] Severe health problems may have many causes. How much do you agree or disagree with the following statements?... because of their genes

[VAR] HPBMWHY3

RESPONSE	PUNCH	03-07	2008	2009	2010	2011	2012	2013	2014	2016	2018	2021	2023	TOTAL
Strongly agree	1	-	-	-	-	13.7	-	-	-	-	-	-	-	1.0
Agree	2	-	-	-	-	55.5	-	-	-	-	-	-	-	3.9
Neither agree nor disagree	3	-	-	-	-	20.6	-	-	-	-	-	-	-	1.4
Disagree	4	-	-	-	-	8.4	-	-	-	-	-	-	-	0.6
Strongly disagree	5	-	-	-	-	1.8	-	-	-	-	-	-	-	0.1
Can't choose/NA	-8	-	-	-	-	0.1	-	-	-	-	-	-	-	0.0
IAP	-1	100.0	100.0	100.0	100.0	0.0	100.0	100.0	100.0	100.0	100.0	100.0	100.0	93.0
N		7276	1508	1599	1576	1535	1396	1294	1370	1051	1031	1205	1230	22071

\* SHOW CARD

\*\*\* Keyword: Health, Suffering

**Table 2524 Causes of serious health problems: poverty**

[Questionnaire] Severe health problems may have many causes. How much do you agree or disagree with the following statements?... because they are poor

[VAR] HPBMWHY4

RESPONSE	PUNCH	03-07	2008	2009	2010	2011	2012	2013	2014	2016	2018	2021	2023	TOTAL
Strongly agree	1	-	-	-	-	20.9	-	-	-	-	-	-	-	1.5
Agree	2	-	-	-	-	44.6	-	-	-	-	-	-	-	3.1
Neither agree nor disagree	3	-	-	-	-	17.8	-	-	-	-	-	-	-	1.2
Disagree	4	-	-	-	-	11.6	-	-	-	-	-	-	-	0.8
Strongly disagree	5	-	-	-	-	5.0	-	-	-	-	-	-	-	0.3
Can't choose/NA	-8	-	-	-	-	0.1	-	-	-	-	-	-	-	0.0
IAP	-1	100.0	100.0	100.0	100.0	0.0	100.0	100.0	100.0	100.0	100.0	100.0	100.0	93.0
N		7276	1508	1599	1576	1535	1396	1294	1370	1051	1031	1205	1230	22071

\* SHOW CARD

\*\*\* Keyword: Health, Suffering

**Table 2525 Smoking as the factor of giving priority on operations**

[Questionnaire] Suppose two equally sick people need the same heart operation. One does not smoke, the other is a heavy smoker. In your opinion who should get the operation first?

[VAR] TRTNEED1

RESPONSE	PUNCH	03-07	2008	2009	2010	2011	2012	2013	2014	2016	2018	2021	2023	TOTAL
The non-smoker	1	-	-	-	-	37.7	-	-	-	-	-	-	-	2.6
The heavy smoker	2	-	-	-	-	11.9	-	-	-	-	-	-	-	0.8
Their smoking habits should make no difference	3	-	-	-	-	50.4	-	-	-	-	-	-	-	3.5
IAP	-1	100.0	100.0	100.0	100.0	0.0	100.0	100.0	100.0	100.0	100.0	100.0	100.0	93.0
N		7276	1508	1599	1576	1535	1396	1294	1370	1051	1031	1205	1230	22071

\*\*\* Keyword: Smoking, Drinking

**Table 2526 Age as the factor of giving priority on operations**

[Questionnaire] Now, suppose two other equally sick people need the same heart operation. One is aged 30, the other 70. In your opinion who should get the operation first?

[VAR] TRTNEED2

RESPONSE	PUNCH	03-07	2008	2009	2010	2011	2012	2013	2014	2016	2018	2021	2023	TOTAL
the 30 year old	1	-	-	-	-	53.6	-	-	-	-	-	-	-	3.7
the 70 year old	2	-	-	-	-	12.0	-	-	-	-	-	-	-	0.8
Their ages should make no difference	3	-	-	-	-	34.5	-	-	-	-	-	-	-	2.4
IAP	-1	100.0	100.0	100.0	100.0	0.0	100.0	100.0	100.0	100.0	100.0	100.0	100.0	93.0
N		7276	1508	1599	1576	1535	1396	1294	1370	1051	1031	1205	1230	22071

\*\*\* Keyword: Drinking

**Table 2527 Having young children as the factor of giving priority on operations**

[Questionnaire] Now, suppose two other equally sick people need the same heart operation. One has young children, the other does not have young children. In your opinion who should get the operation first?

[VAR] TRTNEED3

RESPONSE	PUNCH	03-07	2008	2009	2010	2011	2012	2013	2014	2016	2018	2021	2023	TOTAL
The one who has young children	1	-	-	-	-	65.3	-	-	-	-	-	-	-	4.5
The one who has no young children	2	-	-	-	-	3.4	-	-	-	-	-	-	-	0.2
Having young children should make no difference	3	-	-	-	-	31.3	-	-	-	-	-	-	-	2.2
IAP	-1	100.0	100.0	100.0	100.0	0.0	100.0	100.0	100.0	100.0	100.0	100.0	100.0	93.0
N		7276	1508	1599	1576	1535	1396	1294	1370	1051	1031	1205	1230	22071

\*\*\* Keyword: Drinking, Children



**Table 2528 Opinion on alternative medicine: [Alternative/traditional/folk] medicine provides better solutions for health problems than [mainstream/western conventional] medicine**

[Questionnaire] How much do you agree or disagree with the following statements?... [Alternative/traditional/folk] medicine provides better solutions for health problems than [mainstream/western conventional] medicine

[VAR] ALTMED1

RESPONSE	PUNCH	03-07	2008	2009	2010	2011	2012	2013	2014	2016	2018	2021	2023	TOTAL
Strongly agree	1	-	-	-	-	7.8	-	-	-	-	-	-	-	0.5
Agree	2	-	-	-	-	31.5	-	-	-	-	-	-	-	2.2
Neither agree nor disagree	3	-	-	-	-	41.6	-	-	-	-	-	-	-	2.9
Disagree	4	-	-	-	-	16.0	-	-	-	-	-	-	-	1.1
Strongly disagree	5	-	-	-	-	3.2	-	-	-	-	-	-	-	0.2
IAP	-1	100.0	100.0	100.0	100.0	0.0	100.0	100.0	100.0	100.0	100.0	100.0	100.0	93.0
N		7276	1508	1599	1576	1535	1396	1294	1370	1051	1031	1205	1230	22071

\* SHOW CARD

\*\*\* Keyword: Traditional Medicine, Health

**Table 2529 Opinion on alternative medicine: [Alternative/traditional/folk] medicine promises more than it is able to deliver**

[Questionnaire] How much do you agree or disagree with the following statements?... [Alternative/traditional/folk] medicine promises more than it is able to deliver

[VAR] ALTMED2

RESPONSE	PUNCH	03-07	2008	2009	2010	2011	2012	2013	2014	2016	2018	2021	2023	TOTAL
Strongly agree	1	-	-	-	-	6.5	-	-	-	-	-	-	-	0.5
Agree	2	-	-	-	-	34.4	-	-	-	-	-	-	-	2.4
Neither agree nor disagree	3	-	-	-	-	39.5	-	-	-	-	-	-	-	2.7
Disagree	4	-	-	-	-	16.7	-	-	-	-	-	-	-	1.2
Strongly disagree	5	-	-	-	-	2.9	-	-	-	-	-	-	-	0.2
IAP	-1	100.0	100.0	100.0	100.0	0.0	100.0	100.0	100.0	100.0	100.0	100.0	100.0	93.0
N		7276	1508	1599	1576	1535	1396	1294	1370	1051	1031	1205	1230	22071

\* SHOW CARD

\*\*\* Keyword: Traditional Medicine

**Table 2530 Agree or disagree about doctors: All things considered, doctors can be trusted**

[Questionnaire] How much do you agree or disagree with the following statements about doctors in general in Korea?...

All things considered, doctors can be trusted

[VAR] KRMD1

RESPONSE	PUNCH	03-07	2008	2009	2010	2011	2012	2013	2014	2016	2018	2021	2023	TOTAL
Strongly agree	1	-	-	-	-	11.8	-	-	-	-	-	-	-	0.8
Agree	2	-	-	-	-	50.2	-	-	-	-	-	-	-	3.5
Neither agree nor disagree	3	-	-	-	-	21.1	-	-	-	-	-	-	-	1.5
Disagree	4	-	-	-	-	14.4	-	-	-	-	-	-	-	1.0
Strongly disagree	5	-	-	-	-	2.5	-	-	-	-	-	-	-	0.2
IAP	-1	100.0	100.0	100.0	100.0	0.0	100.0	100.0	100.0	100.0	100.0	100.0	100.0	93.0
N		7276	1508	1599	1576	1535	1396	1294	1370	1051	1031	1205	1230	22071

\* SHOW CARD

\*\*\* Keyword: Doctor, Trust

**Table 2531 Agree or disagree about doctors: Doctors discuss all treatment options with their patients**

[Questionnaire] How much do you agree or disagree with the following statements about doctors in general in Korea?...

Doctors discuss all treatment options with their patients

[VAR] KRMD2

RESPONSE	PUNCH	03-07	2008	2009	2010	2011	2012	2013	2014	2016	2018	2021	2023	TOTAL
Strongly agree	1	-	-	-	-	12.8	-	-	-	-	-	-	-	0.9
Agree	2	-	-	-	-	34.7	-	-	-	-	-	-	-	2.4
Neither agree nor disagree	3	-	-	-	-	22.0	-	-	-	-	-	-	-	1.5
Disagree	4	-	-	-	-	24.9	-	-	-	-	-	-	-	1.7
Strongly disagree	5	-	-	-	-	5.7	-	-	-	-	-	-	-	0.4
IAP	-1	100.0	100.0	100.0	100.0	0.0	100.0	100.0	100.0	100.0	100.0	100.0	100.0	93.0
N		7276	1508	1599	1576	1535	1396	1294	1370	1051	1031	1205	1230	22071

\* SHOW CARD

\*\*\* Keyword: Doctor, Treatment

**Table 2532 Agree or disagree about doctors: The medical skills of doctors are not as good as they should be**

[Questionnaire] How much do you agree or disagree with the following statements about doctors in general in Korea?...

The medical skills of doctors are not as good as they should be

[VAR] KRMD3

RESPONSE	PUNCH	03-07	2008	2009	2010	2011	2012	2013	2014	2016	2018	2021	2023	TOTAL
Strongly agree	1	-	-	-	-	4.9	-	-	-	-	-	-	-	0.3
Agree	2	-	-	-	-	32.2	-	-	-	-	-	-	-	2.2
Neither agree nor disagree	3	-	-	-	-	37.7	-	-	-	-	-	-	-	2.6
Disagree	4	-	-	-	-	21.0	-	-	-	-	-	-	-	1.5
Strongly disagree	5	-	-	-	-	4.0	-	-	-	-	-	-	-	0.3
Can't choose/NA	-8	-	-	-	-	0.1	-	-	-	-	-	-	-	0.0
IAP	-1	100.0	100.0	100.0	100.0	0.0	100.0	100.0	100.0	100.0	100.0	100.0	100.0	93.0
N		7276	1508	1599	1576	1535	1396	1294	1370	1051	1031	1205	1230	22071

\* SHOW CARD

\*\*\* Keyword: Doctor



**Table 2533 Agree or disagree about doctors: Doctors care more about their earnings than about their patients**

[Questionnaire] How much do you agree or disagree with the following statements about doctors in general in Korea?...

Doctors care more about their earnings than about their patients

[VAR] KRMD4

RESPONSE	PUNCH	03-07	2008	2009	2010	2011	2012	2013	2014	2016	2018	2021	2023	TOTAL
Strongly agree	1	-	-	-	-	21.0	-	-	-	-	-	-	-	1.5
Agree	2	-	-	-	-	40.4	-	-	-	-	-	-	-	2.8
Neither agree nor disagree	3	-	-	-	-	25.5	-	-	-	-	-	-	-	1.8
Disagree	4	-	-	-	-	11.3	-	-	-	-	-	-	-	0.8
Strongly disagree	5	-	-	-	-	1.8	-	-	-	-	-	-	-	0.1
Can't choose/NA	-8	-	-	-	-	0.1	-	-	-	-	-	-	-	0.0
IAP	-1	100.0	100.0	100.0	100.0	0.0	100.0	100.0	100.0	100.0	100.0	100.0	100.0	93.0
N		7276	1508	1599	1576	1535	1396	1294	1370	1051	1031	1205	1230	22071

\* SHOW CARD

\*\*\* Keyword: Doctor, Concern

**Table 2534 Agree or disagree about doctors: Doctors would tell their patients if they made a mistake during treatment**

[Questionnaire] How much do you agree or disagree with the following statements about doctors in general in Korea?...

Doctors would tell their patients if they made a mistake during treatment

[VAR] KRMD5

RESPONSE	PUNCH	03-07	2008	2009	2010	2011	2012	2013	2014	2016	2018	2021	2023	TOTAL
Strongly agree	1	-	-	-	-	4.8	-	-	-	-	-	-	-	0.3
Agree	2	-	-	-	-	11.9	-	-	-	-	-	-	-	0.8
Neither agree nor disagree	3	-	-	-	-	17.1	-	-	-	-	-	-	-	1.2
Disagree	4	-	-	-	-	35.3	-	-	-	-	-	-	-	2.5
Strongly disagree	5	-	-	-	-	31.0	-	-	-	-	-	-	-	2.2
IAP	-1	100.0	100.0	100.0	100.0	0.0	100.0	100.0	100.0	100.0	100.0	100.0	100.0	93.0
N		7276	1508	1599	1576	1535	1396	1294	1370	1051	1031	1205	1230	22071

\* SHOW CARD

\*\*\* Keyword: Doctor, Treatment

**Table 2535 Frequency of having difficulties with work or household activities because of health problems during the past 4 weeks**

[Questionnaire] During the past 4 weeks how often... Have you had difficulties with work or household activities because of health problems?

[VAR] LTPBM1

RESPONSE	PUNCH	03-07	2008	2009	2010	2011	2012	2013	2014	2016	2018	2021	2023	TOTAL
Very often	1	-	-	-	-	8.0	-	-	-	-	-	-	-	0.6
Often	2	-	-	-	-	9.1	-	-	-	-	-	-	-	0.6
Sometimes	3	-	-	-	-	20.0	-	-	-	-	-	-	-	1.4
Seldom	4	-	-	-	-	28.0	-	-	-	-	-	-	-	1.9
Never	5	-	-	-	-	34.9	-	-	-	-	-	-	-	2.4
Can't choose/NA	-8	-	-	-	-	0.1	-	-	-	-	-	-	-	0.0
IAP	-1	100.0	100.0	100.0	100.0	0.0	100.0	100.0	100.0	100.0	100.0	100.0	100.0	93.0
N		7276	1508	1599	1576	1535	1396	1294	1370	1051	1031	1205	1230	22071

\* SHOW CARD

\*\*\* Keyword: Health, Occupation

**Table 2536 Frequency of having bodily aches or pains during the past 4 weeks**

[Questionnaire] During the past 4 weeks how often... Have you had bodily aches or pains?

[VAR] HLTPBM2

RESPONSE	PUNCH	03-07	2008	2009	2010	2011	2012	2013	2014	2016	2018	2021	2023	TOTAL
Very often	1	-	-	-	-	9.9	-	-	-	-	-	-	-	0.7
Often	2	-	-	-	-	10.0	-	-	-	-	-	-	-	0.7
Sometimes	3	-	-	-	-	22.6	-	-	-	-	-	-	-	1.6
Seldom	4	-	-	-	-	25.7	-	-	-	-	-	-	-	1.8
Never	5	-	-	-	-	31.7	-	-	-	-	-	-	-	2.2
Can't choose/NA	-8	-	-	-	-	0.1	-	-	-	-	-	-	-	0.0
IAP	-1	100.0	100.0	100.0	100.0	0.0	100.0	100.0	100.0	100.0	100.0	100.0	100.0	93.0
N		7276	1508	1599	1576	1535	1396	1294	1370	1051	1031	1205	1230	22071

\* SHOW CARD

**Table 2537 Frequency of feeling unhappy and depressed during the past 4 weeks**

[Questionnaire] During the past 4 weeks how often... Have you felt unhappy and depressed?

[VAR] HLTPBM3

RESPONSE	PUNCH	03-07	2008	2009	2010	2011	2012	2013	2014	2016	2018	2021	2023	TOTAL
Very often	1	-	-	-	-	3.9	-	-	-	-	-	-	-	0.3
Often	2	-	-	-	-	8.5	-	-	-	-	-	-	-	0.6
Sometimes	3	-	-	-	-	20.9	-	-	-	-	-	-	-	1.5
Seldom	4	-	-	-	-	30.5	-	-	-	-	-	-	-	2.1
Never	5	-	-	-	-	36.1	-	-	-	-	-	-	-	2.5
Can't choose/NA	-8	-	-	-	-	0.1	-	-	-	-	-	-	-	0.0
IAP	-1	100.0	100.0	100.0	100.0	0.0	100.0	100.0	100.0	100.0	100.0	100.0	100.0	93.0
N		7276	1508	1599	1576	1535	1396	1294	1370	1051	1031	1205	1230	22071

\* SHOW CARD

\*\*\* Keyword: Depression



**Table 2538 Frequency of losing confidence during the past 4 weeks**

[Questionnaire] During the past 4 weeks how often... Have you lost confidence in yourself?

[VAR] HLTPBM4

RESPONSE	PUNCH	03-07	2008	2009	2010	2011	2012	2013	2014	2016	2018	2021	2023	TOTAL
Very often	1	-	-	-	-	2.7	-	-	-	-	-	-	-	0.2
Often	2	-	-	-	-	7.5	-	-	-	-	-	-	-	0.5
Sometimes	3	-	-	-	-	21.2	-	-	-	-	-	-	-	1.5
Seldom	4	-	-	-	-	30.4	-	-	-	-	-	-	-	2.1
Never	5	-	-	-	-	38.1	-	-	-	-	-	-	-	2.7
Can't choose/NA	-8	-	-	-	-	0.1	-	-	-	-	-	-	-	0.0
IAP	-1	100.0	100.0	100.0	100.0	0.0	100.0	100.0	100.0	100.0	100.0	100.0	100.0	93.0
N		7276	1508	1599	1576	1535	1396	1294	1370	1051	1031	1205	1230	22071

\* SHOW CARD

**Table 2539 Frequency of feeling that you cannot overcome the problems during the past 4 weeks**

[Questionnaire] During the past 4 weeks how often... Have you felt you could not overcome your problems?

[VAR] HLTPBM5

RESPONSE	PUNCH	03-07	2008	2009	2010	2011	2012	2013	2014	2016	2018	2021	2023	TOTAL
Very often	1	-	-	-	-	2.3	-	-	-	-	-	-	-	0.2
Often	2	-	-	-	-	5.1	-	-	-	-	-	-	-	0.4
Sometimes	3	-	-	-	-	13.2	-	-	-	-	-	-	-	0.9
Seldom	4	-	-	-	-	32.0	-	-	-	-	-	-	-	2.2
Never	5	-	-	-	-	47.4	-	-	-	-	-	-	-	3.3
Can't choose/NA	-8	-	-	-	-	0.1	-	-	-	-	-	-	-	0.0
IAP	-1	100.0	100.0	100.0	100.0	0.0	100.0	100.0	100.0	100.0	100.0	100.0	100.0	93.0
N		7276	1508	1599	1576	1535	1396	1294	1370	1051	1031	1205	1230	22071

\* SHOW CARD

**Table 2540 Frequency of visiting a doctor during the past 12 months**

[Questionnaire] During the past 12 months, how often did you visit or were visited by... a doctor?

[VAR] VISITMD

RESPONSE	PUNCH	03-07	2008	2009	2010	2011	2012	2013	2014	2016	2018	2021	2023	TOTAL
Never	1	-	-	-	-	16.0	-	-	-	-	-	-	-	1.1
Seldom	2	-	-	-	-	28.7	-	-	-	-	-	-	-	2.0
Sometimes	3	-	-	-	-	34.3	-	-	-	-	-	-	-	2.4
Often	4	-	-	-	-	14.1	-	-	-	-	-	-	-	1.0
Very often	5	-	-	-	-	6.9	-	-	-	-	-	-	-	0.5
IAP	-1	100.0	100.0	100.0	100.0	0.0	100.0	100.0	100.0	100.0	100.0	100.0	100.0	93.0
N		7276	1508	1599	1576	1535	1396	1294	1370	1051	1031	1205	1230	22071

\* SHOW CARD

\*\*\* Keyword: Doctor, Traditional Medicine

**Table 2541 Frequency of visiting an [alternative/traditional/folk] health care practitioner during the past 12 months**

[Questionnaire] During the past 12 months, how often did you visit or were visited by... an [alternative/traditional/folk] health care practitioner?

[VAR] VISITALT

RESPONSE	PUNCH	03-07	2008	2009	2010	2011	2012	2013	2014	2016	2018	2021	2023	TOTAL
Never	1	-	-	-	-	50.1	-	-	-	-	-	-	-	3.5
Seldom	2	-	-	-	-	23.7	-	-	-	-	-	-	-	1.6
Sometimes	3	-	-	-	-	17.7	-	-	-	-	-	-	-	1.2
Often	4	-	-	-	-	6.4	-	-	-	-	-	-	-	0.4
Very often	5	-	-	-	-	2.2	-	-	-	-	-	-	-	0.1
IAP	-1	100.0	100.0	100.0	100.0	0.0	100.0	100.0	100.0	100.0	100.0	100.0	100.0	93.0
N		7276	1508	1599	1576	1535	1396	1294	1370	1051	1031	1205	1230	22071

\* SHOW CARD

\*\*\* Keyword: Traditional Medicine, Doctor

**Table 2542 Ever been in hospital or a clinic as an inpatient overnight during the past 12 months**

[Questionnaire] During the past 12 months, have you been in hospital or a clinic as an inpatient overnight? (Note: this also includes giving birth.)

[VAR] INPATNT

RESPONSE	PUNCH	03-07	2008	2009	2010	2011	2012	2013	2014	2016	2018	2021	2023	TOTAL
Yes	1	-	-	-	-	17.6	-	-	-	-	-	-	-	1.2
No	2	-	-	-	-	82.4	-	-	-	-	-	-	-	5.7
IAP	-1	100.0	100.0	100.0	100.0	0.0	100.0	100.0	100.0	100.0	100.0	100.0	100.0	93.0
N		7276	1508	1599	1576	1535	1396	1294	1370	1051	1031	1205	1230	22071

\*\*\* Keyword: Hospitalization

**Table 2543 Not being able to get medical treatment: R could not afford it**

[Questionnaire] During the past 12 months did it ever happen that you did not get the medical treatment you needed because... you could not pay for it?

[VAR] TRTWHY1

RESPONSE	PUNCH	03-07	2008	2009	2010	2011	2012	2013	2014	2016	2018	2021	2023	TOTAL
Yes	1	-	-	-	-	4.4	-	-	-	-	-	-	-	0.3
No	2	-	-	-	-	75.3	-	-	-	-	-	-	-	5.2
IAP	-1	100.0	100.0	100.0	100.0	20.3	100.0	100.0	100.0	100.0	100.0	100.0	100.0	94.5
N		7276	1508	1599	1576	1535	1396	1294	1370	1051	1031	1205	1230	22071

\*\*\* Keyword: Cost, Treatment



**Table 2544 Not being able to get medical treatment: R could not take time offs**

[Questionnaire] During the past 12 months did it ever happen that you did not get the medical treatment you needed because... you could not take the time off work or had other commitments?

[VAR] TRTWHY2

RESPONSE	PUNCH	03-07	2008	2009	2010	2011	2012	2013	2014	2016	2018	2021	2023	TOTAL
Yes	1	-	-	-	-	18.8	-	-	-	-	-	-	-	1.3
No	2	-	-	-	-	60.9	-	-	-	-	-	-	-	4.2
IAP	-1	100.0	100.0	100.0	100.0	20.3	100.0	100.0	100.0	100.0	100.0	100.0	100.0	94.5
N		7276	1508	1599	1576	1535	1396	1294	1370	1051	1031	1205	1230	22071

\*\*\* Keyword: Workplace, Treatment

**Table 2545 Not being able to get medical treatment: treatment was no available nearby**

[Questionnaire] During the past 12 months did it ever happen that you did not get the medical treatment you needed because... the treatment you needed was not available where you live or nearby?

[VAR] TRTWHY3

RESPONSE	PUNCH	03-07	2008	2009	2010	2011	2012	2013	2014	2016	2018	2021	2023	TOTAL
Yes	1	-	-	-	-	6.1	-	-	-	-	-	-	-	0.4
No	2	-	-	-	-	73.6	-	-	-	-	-	-	-	5.1
IAP	-1	100.0	100.0	100.0	100.0	20.3	100.0	100.0	100.0	100.0	100.0	100.0	100.0	94.5
N		7276	1508	1599	1576	1535	1396	1294	1370	1051	1031	1205	1230	22071

\*\*\* Keyword: Treatment

**Table 2546 Not being able to get medical treatment: the waiting list was too long**

[Questionnaire] During the past 12 months did it ever happen that you did not get the medical treatment you needed because... the waiting list was too long?

[VAR] TRTWHY4

RESPONSE	PUNCH	03-07	2008	2009	2010	2011	2012	2013	2014	2016	2018	2021	2023	TOTAL
Yes	1	-	-	-	-	8.5	-	-	-	-	-	-	-	0.6
No	2	-	-	-	-	71.2	-	-	-	-	-	-	-	5.0
IAP	-1	100.0	100.0	100.0	100.0	20.3	100.0	100.0	100.0	100.0	100.0	100.0	100.0	94.5
N		7276	1508	1599	1576	1535	1396	1294	1370	1051	1031	1205	1230	22071

\*\*\* Keyword: Treatment

**Table 2547 Likelihood of getting the best level of treatment when R gets seriously ill**

[Questionnaire] How likely is it that if you become seriously ill, you would get or not get... the best treatment available in Korea

[VAR] TRTPOS1

RESPONSE	PUNCH	03-07	2008	2009	2010	2011	2012	2013	2014	2016	2018	2021	2023	TOTAL
It's certain I would get	1	-	-	-	-	19.2	-	-	-	-	-	-	-	1.3
It's likely I would get	2	-	-	-	-	37.5	-	-	-	-	-	-	-	2.6
Equal chance of getting or not getting	3	-	-	-	-	29.5	-	-	-	-	-	-	-	2.1
It's likely I would not get	4	-	-	-	-	11.5	-	-	-	-	-	-	-	0.8
It's certain I would not get	5	-	-	-	-	2.2	-	-	-	-	-	-	-	0.2
Can't choose/NA	-8	-	-	-	-	0.1	-	-	-	-	-	-	-	0.0
IAP	-1	100.0	100.0	100.0	100.0	0.0	100.0	100.0	100.0	100.0	100.0	100.0	100.0	93.0
N		7276	1508	1599	1576	1535	1396	1294	1370	1051	1031	1205	1230	22071

\* SHOW CARD

\*\*\* Keyword: Disease, Treatment

**Table 2548 Likelihood of getting treated by the doctor of R's choice when R gets seriously ill**

[Questionnaire] How likely is it that if you become seriously ill, you would get or not get... treatment from the doctor of your choice

[VAR] TRTPOS2

RESPONSE	PUNCH	03-07	2008	2009	2010	2011	2012	2013	2014	2016	2018	2021	2023	TOTAL
It's certain I would get	1	-	-	-	-	19.9	-	-	-	-	-	-	-	1.4
It's likely I would get	2	-	-	-	-	34.3	-	-	-	-	-	-	-	2.4
Equal chance of getting or not getting	3	-	-	-	-	29.8	-	-	-	-	-	-	-	2.1
It's likely I would not get	4	-	-	-	-	12.8	-	-	-	-	-	-	-	0.9
It's certain I would not get	5	-	-	-	-	3.1	-	-	-	-	-	-	-	0.2
Can't choose/NA	-8	-	-	-	-	0.1	-	-	-	-	-	-	-	0.0
IAP	-1	100.0	100.0	100.0	100.0	0.0	100.0	100.0	100.0	100.0	100.0	100.0	100.0	93.0
N		7276	1508	1599	1576	1535	1396	1294	1370	1051	1031	1205	1230	22071

\* SHOW CARD

\*\*\* Keyword: Disease, Treatment, Doctor

**Table 2549 General satisfaction with the health care system in Korea**

[Questionnaire] In general, how satisfied or dissatisfied are you with the health care system in Korea?

[VAR] HLCASAT

RESPONSE	PUNCH	03-07	2008	2009	2010	2011	2012	2013	2014	2016	2018	2021	2023	TOTAL
Completely satisfied	1	-	-	-	-	6.3	-	-	-	-	-	-	-	0.4
Very satisfied	2	-	-	-	-	9.0	-	-	-	-	-	-	-	0.6
Fairly satisfied	3	-	-	-	-	41.4	-	-	-	-	-	-	-	2.9
Neither satisfied nor dissatisfied	4	-	-	-	-	27.1	-	-	-	-	-	-	-	1.9
Fairly dissatisfied	5	-	-	-	-	14.1	-	-	-	-	-	-	-	1.0
Very dissatisfied	6	-	-	-	-	1.6	-	-	-	-	-	-	-	0.1
Completely dissatisfied	7	-	-	-	-	0.5	-	-	-	-	-	-	-	0.0
IAP	-1	100.0	100.0	100.0	100.0	0.0	100.0	100.0	100.0	100.0	100.0	100.0	100.0	93.0
N		7276	1508	1599	1576	1535	1396	1294	1370	1051	1031	1205	1230	22071

\*\*\* Keyword: Satisfaction



**Table 2550 Satisfaction from the recent treatment from a doctor**

[Questionnaire] How satisfied or dissatisfied were you with the treatment you received... When you last visited a doctor?

[VAR] TRTSAT1

RESPONSE	PUNCH	03-07	2008	2009	2010	2011	2012	2013	2014	2016	2018	2021	2023	TOTAL
Completely satisfied	1	-	-	-	-	7.9	8.5	-	-	-	-	-	-	1.1
Very satisfied	2	-	-	-	-	15.1	17.3	-	-	-	-	-	-	2.1
Fairly satisfied	3	-	-	-	-	44.5	42.5	-	-	-	-	-	-	5.8
Neither satisfied nor dissatisfied	4	-	-	-	-	14.6	12.7	-	-	-	-	-	-	1.8
Fairly dissatisfied	5	-	-	-	-	7.6	7.7	-	-	-	-	-	-	1.0
Very dissatisfied	6	-	-	-	-	1.0	1.5	-	-	-	-	-	-	0.2
Completely dissatisfied	7	-	-	-	-	1.1	0.9	-	-	-	-	-	-	0.1
Can't choose/NA	-8	-	-	-	-	0.3	0.0	-	-	-	-	-	-	0.0
IAP	-1	100.0	100.0	100.0	100.0	7.9	8.8	100.0	100.0	100.0	100.0	100.0	100.0	87.8
N		7276	1508	1599	1576	1535	1396	1294	1370	1051	1031	1205	1230	22071

\* SHOW CARD

\*\*\* Keyword: Treatment, Satisfaction

**Table 2551 Satisfaction from the recent treatment from an alternative /traditional/ folk health care practitioner**

[Questionnaire] How satisfied or dissatisfied were you with the treatment you received... When you last visited an

[alternative/traditional/folk] health care practitioner?

[VAR] TRTSAT2

RESPONSE	PUNCH	03-07	2008	2009	2010	2011	2012	2013	2014	2016	2018	2021	2023	TOTAL
Completely satisfied	1	-	-	-	-	3.5	3.7	-	-	-	-	-	-	0.5
Very satisfied	2	-	-	-	-	8.7	12.3	-	-	-	-	-	-	1.4
Fairly satisfied	3	-	-	-	-	26.1	29.4	-	-	-	-	-	-	3.7
Neither satisfied nor dissatisfied	4	-	-	-	-	16.0	15.4	-	-	-	-	-	-	2.1
Fairly dissatisfied	5	-	-	-	-	5.0	5.6	-	-	-	-	-	-	0.7
Very dissatisfied	6	-	-	-	-	1.2	1.4	-	-	-	-	-	-	0.2
Completely dissatisfied	7	-	-	-	-	0.6	0.4	-	-	-	-	-	-	0.1
Can't choose/NA	-8	-	-	-	-	0.5	0.0	-	-	-	-	-	-	0.0
IAP	-1	100.0	100.0	100.0	100.0	38.5	31.9	100.0	100.0	100.0	100.0	100.0	100.0	91.4
N		7276	1508	1599	1576	1535	1396	1294	1370	1051	1031	1205	1230	22071

\* SHOW CARD

\*\*\* Keyword: Treatment, Satisfaction, Traditional Medicine

**Table 2552 Satisfaction from the recent treatment when you were in hospital**

[Questionnaire] How satisfied or dissatisfied were you with the treatment you received... When you were last in hospital?

[VAR] TRTSAT3

RESPONSE	PUNCH	03-07	2008	2009	2010	2011	2012	2013	2014	2016	2018	2021	2023	TOTAL
Completely satisfied	1	-	-	-	-	3.8	4.7	-	-	-	-	-	-	0.6
Very satisfied	2	-	-	-	-	7.8	12.8	-	-	-	-	-	-	1.3
Fairly satisfied	3	-	-	-	-	19.3	24.0	-	-	-	-	-	-	2.9
Neither satisfied nor dissatisfied	4	-	-	-	-	10.4	11.3	-	-	-	-	-	-	1.4
Fairly dissatisfied	5	-	-	-	-	3.9	4.7	-	-	-	-	-	-	0.6
Very dissatisfied	6	-	-	-	-	1.1	0.6	-	-	-	-	-	-	0.1
Completely dissatisfied	7	-	-	-	-	0.7	0.4	-	-	-	-	-	-	0.1
Can't choose/NA	-8	-	-	-	-	0.1	0.0	-	-	-	-	-	-	0.0
IAP	-1	100.0	100.0	100.0	100.0	53.1	41.5	100.0	100.0	100.0	100.0	100.0	100.0	93.0
N		7276	1508	1599	1576	1535	1396	1294	1370	1051	1031	1205	1230	22071

\* SHOW CARD

\*\*\* Keyword: Satisfaction, Hospitalization, Treatment

**Table 2553 Whether R smokes, and the average number of cigarettes R smokes in a day**

[Questionnaire] Do you smoke cigarettes, and if so about how many cigarettes a day?

[VAR] FREQSM10

RESPONSE	PUNCH	03-07	2008	2009	2010	2011	2012	2013	2014	2016	2018	2021	2023	TOTAL
Do not smoke and never did	1	-	-	-	-	60.1	-	-	-	-	-	-	-	4.2
Do not smoke now but smoked in the past	2	-	-	-	-	18.2	-	-	-	-	-	-	-	1.3
Smoke 1-5 cigarettes per day	3	-	-	-	-	2.3	-	-	-	-	-	-	-	0.2
Smoke 6-10 cigarettes per day	4	-	-	-	-	5.3	-	-	-	-	-	-	-	0.4
Smoke 11-20 cigarettes per day	5	-	-	-	-	11.1	-	-	-	-	-	-	-	0.8
Smoke 21-40 cigarettes per day	6	-	-	-	-	2.6	-	-	-	-	-	-	-	0.2
Smoke more than 40 cigarettes per day	7	-	-	-	-	0.3	-	-	-	-	-	-	-	0.0
IAP	-1	100.0	100.0	100.0	100.0	0.0	100.0	100.0	100.0	100.0	100.0	100.0	100.0	93.0
N		7276	1508	1599	1576	1535	1396	1294	1370	1051	1031	1205	1230	22071

\* SHOW CARD

**Table 2554 Frequency of drinking 4 or more alcoholic drinks on the same day**

[Questionnaire] How often do you... drink 4 or more alcoholic drinks on the same day?

[VAR] FREQDR10

RESPONSE	PUNCH	03-07	2008	2009	2010	2011	2012	2013	2014	2016	2018	2021	2023	TOTAL
Never	1	-	-	-	-	48.3	-	-	-	-	-	-	-	3.4
Once a month or less often	2	-	-	-	-	15.6	-	-	-	-	-	-	-	1.1
Several times a month	3	-	-	-	-	20.1	-	-	-	-	-	-	-	1.4
Several times a week	4	-	-	-	-	13.8	-	-	-	-	-	-	-	1.0
Daily	5	-	-	-	-	2.2	-	-	-	-	-	-	-	0.2
IAP	-1	100.0	100.0	100.0	100.0	0.0	100.0	100.0	100.0	100.0	100.0	100.0	100.0	93.0
N		7276	1508	1599	1576	1535	1396	1294	1370	1051	1031	1205	1230	22071

\* SHOW CARD

\*\*\* Keyword: Drinking



**Table 2555 Frequency of doing physical activity for at least 20 minutes that makes you sweat or breathe more heavily than usual**

[Questionnaire] How often do you... do physical activity for at least 20 minutes that makes you sweat or breathe more heavily than usual?

[VAR] FREQEX10

RESPONSE	PUNCH	03-07	2008	2009	2010	2011	2012	2013	2014	2016	2018	2021	2023	TOTAL
Never	1	-	-	-	-	28.8	-	-	-	-	-	-	-	2.0
Once a month or less often	2	-	-	-	-	12.8	-	-	-	-	-	-	-	0.9
Several times a month	3	-	-	-	-	18.2	-	-	-	-	-	-	-	1.3
Several times a week	4	-	-	-	-	24.7	-	-	-	-	-	-	-	1.7
Daily	5	-	-	-	-	15.5	-	-	-	-	-	-	-	1.1
IAP	-1	100.0	100.0	100.0	100.0	0.0	100.0	100.0	100.0	100.0	100.0	100.0	100.0	93.0
N		7276	1508	1599	1576	1535	1396	1294	1370	1051	1031	1205	1230	22071

\* SHOW CARD

\*\*\* Keyword: Physical Exercise

**Table 2556 Frequency of eating fresh fruit or vegetable**

[Questionnaire] How often do you... eat fresh fruit or vegetables?

[VAR] FREQFRSH

RESPONSE	PUNCH	03-07	2008	2009	2010	2011	2012	2013	2014	2016	2018	2021	2023	TOTAL
Never	1	-	-	-	-	2.9	-	-	-	-	-	-	-	0.2
Once a month or less often	2	-	-	-	-	5.3	-	-	-	-	-	-	-	0.4
Several times a month	3	-	-	-	-	15.5	-	-	-	-	-	-	-	1.1
Several times a week	4	-	-	-	-	44.7	-	-	-	-	-	-	-	3.1
Daily	5	-	-	-	-	31.6	-	-	-	-	-	-	-	2.2
IAP	-1	100.0	100.0	100.0	100.0	0.0	100.0	100.0	100.0	100.0	100.0	100.0	100.0	93.0
N		7276	1508	1599	1576	1535	1396	1294	1370	1051	1031	1205	1230	22071

\* SHOW CARD

**Table 2557 Kinds of health insurances**

[Questionnaire] What kind of health insurance do you have?

[VAR] TYPEINSR

RESPONSE	PUNCH	03-07	2008	2009	2010	2011	2012	2013	2014	2016	2018	2021	2023	TOTAL
Public health insurance only	1	-	-	-	37.0	39.6	-	-	-	-	-	25.7	19.1	7.9
Public health insurance and private insurance	2	-	-	-	53.1	60.4	-	-	-	-	-	68.9	62.1	15.2
Private health insurance only	3	-	-	-	3.8	0.0	-	-	-	-	-	1.2	2.2	0.5
Private health insurance at all	4	-	-	-	4.4	0.0	-	-	-	-	-	2.9	16.1	1.4
Can't choose/NA	-8	-	-	-	1.7	0.0	-	-	-	-	-	1.2	0.6	0.2
IAP	-1	100.0	100.0	100.0	0.0	0.0	100.0	100.0	100.0	100.0	100.0	0.0	0.0	74.9
N		7276	1508	1599	1576	1535	1396	1294	1370	1051	1031	1205	1230	22071

\* SHOW CARD(10)

\*\*\* Keyword: Health

**Table 2558 Extent of the coverage of R's health insurance**

[Questionnaire] Thinking about your health insurance coverage, would you say you are...

[VAR] INSRCOV1

RESPONSE	PUNCH	03-07	2008	2009	2010	2011	2012	2013	2014	2016	2018	2021	2023	TOTAL
Very well covered	1	-	-	-	-	27.3	-	-	-	-	-	-	-	1.9
Well covered	2	-	-	-	-	61.1	-	-	-	-	-	-	-	4.2
Not well covered	3	-	-	-	-	11.1	-	-	-	-	-	-	-	0.8
Can't choose/NA	-8	-	-	-	-	0.5	-	-	-	-	-	-	-	0.0
IAP	-1	100.0	100.0	100.0	100.0	0.0	100.0	100.0	100.0	100.0	100.0	100.0	100.0	93.0
N		7276	1508	1599	1576	1535	1396	1294	1370	1051	1031	1205	1230	22071

\*\*\* Keyword: Health

**Table 2559 Coverage of R's health insurance: the prescribed drugs**

[Questionnaire] Does your health insurance cover... the prescribed drugs you need?

[VAR] INSRCOV1

RESPONSE	PUNCH	03-07	2008	2009	2010	2011	2012	2013	2014	2016	2018	2021	2023	TOTAL
Fully or almost fully covers	1	-	-	-	-	40.0	-	-	-	-	-	-	-	2.8
Does not fully cover	2	-	-	-	-	54.9	-	-	-	-	-	-	-	3.8
Does not cover	3	-	-	-	-	4.4	-	-	-	-	-	-	-	0.3
Can't choose/NA	-8	-	-	-	-	0.6	-	-	-	-	-	-	-	0.0
IAP	-1	100.0	100.0	100.0	100.0	0.0	100.0	100.0	100.0	100.0	100.0	100.0	100.0	93.0
N		7276	1508	1599	1576	1535	1396	1294	1370	1051	1031	1205	1230	22071

\* SHOW CARD

\*\*\* Keyword: Health

**Table 2560 Coverage of R's health insurance: dental health care**

[Questionnaire] Does your health insurance cover... dental health care?

[VAR] INSRCOV2

RESPONSE	PUNCH	03-07	2008	2009	2010	2011	2012	2013	2014	2016	2018	2021	2023	TOTAL
Fully or almost fully covers	1	-	-	-	-	9.9	-	-	-	-	-	-	-	0.7
Does not fully cover	2	-	-	-	-	44.8	-	-	-	-	-	-	-	3.1
Does not cover	3	-	-	-	-	44.6	-	-	-	-	-	-	-	3.1
Can't choose/NA	-8	-	-	-	-	0.8	-	-	-	-	-	-	-	0.1
IAP	-1	100.0	100.0	100.0	100.0	0.0	100.0	100.0	100.0	100.0	100.0	100.0	100.0	93.0
N		7276	1508	1599	1576	1535	1396	1294	1370	1051	1031	1205	1230	22071

\* SHOW CARD

\*\*\* Keyword: Health, Treatment



**Table 2561 Coverage of R's health insurance: in-patient health care in hospital or clinic**

[Questionnaire] Does your health insurance cover... in-patient health care in hospital or clinic?

[VAR] INSRCOV3

RESPONSE	PUNCH	03-07	2008	2009	2010	2011	2012	2013	2014	2016	2018	2021	2023	TOTAL
Fully or almost fully covers	1	-	-	-	-	32.4	-	-	-	-	-	-	-	2.3
Does not fully cover	2	-	-	-	-	62.7	-	-	-	-	-	-	-	4.4
Does not cover	3	-	-	-	-	4.2	-	-	-	-	-	-	-	0.3
Can't choose/NA	-8	-	-	-	-	0.7	-	-	-	-	-	-	-	0.0
IAP	-1	100.0	100.0	100.0	100.0	0.0	100.0	100.0	100.0	100.0	100.0	100.0	100.0	93.0
N		7276	1508	1599	1576	1535	1396	1294	1370	1051	1031	1205	1230	22071

\* SHOW CARD

\*\*\* Keyword: Hospitalization, Health, Treatment

**Table 2562 Extent of health problems limiting R's usual social activities**

[Questionnaire] In the past 4 weeks, to what extent did your health problems limit your usual social activities with family or friends?

[VAR] SOCLIMIT

RESPONSE	PUNCH	03-07	2008	2009	2010	2011	2012	2013	2014	2016	2018	2021	2023	TOTAL
Never	1	-	-	-	-	61.0	-	-	-	-	-	-	-	4.2
Seldom	2	-	-	-	-	20.2	-	-	-	-	-	-	-	1.4
Sometimes	3	-	-	-	-	13.3	-	-	-	-	-	-	-	0.9
Often	4	-	-	-	-	3.0	-	-	-	-	-	-	-	0.2
Very often	5	-	-	-	-	2.3	-	-	-	-	-	-	-	0.2
Can't choose/NA	-8	-	-	-	-	0.1	-	-	-	-	-	-	-	0.0
IAP	-1	100.0	100.0	100.0	100.0	0.0	100.0	100.0	100.0	100.0	100.0	100.0	100.0	93.0
N		7276	1508	1599	1576	1535	1396	1294	1370	1051	1031	1205	1230	22071

\*\*\* Keyword: Health, Family Members, Friends

## ISSP 2012 Family and Changing Gender Roles

**Table 2563 Agree or disagree: Working mother can have warm and secure relation with her children just as mothers who do not work**

[Questionnaire] To what extent do you agree or disagree... A working mother can establish just as warm and secure a relationship with her children as a mother who does not work

[VAR] MAWRKWRM

RESPONSE	PUNCH	03-07	2008	2009	2010	2011	2012	2013	2014	2016	2018	2021	2023	TOTAL
Strongly Agree	1	3.8	-	-	-	-	29.6	-	-	27.0	-	-	-	4.4
Agree	2	7.2	-	-	-	-	36.8	-	-	44.1	-	-	-	6.8
Neither Agree nor Disagree	3	2.4	-	-	-	-	12.1	-	-	16.1	-	-	-	2.3
Disagree	4	3.9	-	-	-	-	18.1	-	-	10.6	-	-	-	2.9
Strongly disagree	5	0.6	-	-	-	-	2.9	-	-	1.8	-	-	-	0.5
Can't choose/NA	-8	0.2	-	-	-	-	0.6	-	-	0.5	-	-	-	0.1
IAP	-1	81.9	100.0	100.0	100.0	100.0	0.0	100.0	100.0	0.0	100.0	100.0	100.0	83.0
N		7276	1508	1599	1576	1535	1396	1294	1370	1051	1031	1205	1230	22071

\* SHOW CARD(12, 16)

\*\* 2003 Questionnaire: To begin, I have some questions about women. To what extent do you agree or disagree... A working mother can establish just as warm and secure a relationship with her children as a mother who does not work

\*\*\* Keyword: Children

\*\*\*\* This variable is not included in the ISSP module, but only 2016 KGSS included it

**Table 2564 Opinion on women's employment: a pre-school child is likely to suffer if his or her mother works**

[Questionnaire] To what extent do you agree or disagree... A pre-school child is likely to suffer if his or her mother works

[VAR] KIDSUFFR

RESPONSE	PUNCH	03-07	2008	2009	2010	2011	2012	2013	2014	2016	2018	2021	2023	TOTAL
Strongly Agree	1	4.0	-	-	-	-	22.8	-	-	-	-	-	-	2.7
Agree	2	9.2	-	-	-	-	45.2	-	-	-	-	-	-	5.9
Neither Agree nor Disagree	3	2.5	-	-	-	-	15.7	-	-	-	-	-	-	1.8
Disagree	4	1.9	-	-	-	-	11.8	-	-	-	-	-	-	1.4
Strongly disagree	5	0.3	-	-	-	-	4.3	-	-	-	-	-	-	0.4
Can't choose/NA	-8	0.1	-	-	-	-	0.3	-	-	-	-	-	-	0.1
IAP	-1	81.9	100.0	100.0	100.0	100.0	0.0	100.0	100.0	100.0	100.0	100.0	100.0	87.7
N		7276	1508	1599	1576	1535	1396	1294	1370	1051	1031	1205	1230	22071

\* SHOW CARD(12)

\*\* 2003 Questionnaire: To begin, I have some questions about women. To what extent do you agree or disagree... A pre-school child is likely to suffer if his or her mother works

\*\*\* Keyword: Children



**Table 2565 Agree or disagree: family life suffers when the woman takes a full-time job**

[Questionnaire] To what extent do you agree or disagree... All in all, family life suffers when the woman has a full-time job

[VAR] FAMSUFFR

RESPONSE	PUNCH	03-07	2008	2009	2010	2011	2012	2013	2014	2016	2018	2021	2023	TOTAL
Strongly Agree	1	3.0	-	-	-	-	18.6	-	-	9.1	-	-	-	2.6
Agree	2	8.6	-	-	-	-	42.0	-	-	36.8	-	-	-	7.2
Neither Agree nor Disagree	3	3.4	-	-	-	-	17.8	-	-	21.9	-	-	-	3.3
Disagree	4	2.4	-	-	-	-	15.9	-	-	23.9	-	-	-	2.9
Strongly disagree	5	0.6	-	-	-	-	5.4	-	-	8.0	-	-	-	0.9
Can't choose/NA	-8	0.1	-	-	-	-	0.3	-	-	0.3	-	-	-	0.1
IAP	-1	81.9	100.0	100.0	100.0	100.0	0.0	100.0	100.0	0.0	100.0	100.0	100.0	83.0
N		7276	1508	1599	1576	1535	1396	1294	1370	1051	1031	1205	1230	22071

\* SHOW CARD(12, 16)

\*\* 2003 Questionnaire: To begin, I have some questions about women. To what extent do you agree or disagree... All in all, family life suffers when the woman has a full-time job

\*\*\* Keyword: Female, Family

\*\*\*\* This variable is not included in the ISSP module, but only 2016 KGSS included it

**Table 2566 Opinion on women's employment: a job is all right, but what most women really want is a home and children**

[Questionnaire] To what extent do you agree or disagree... A job is all right, but what most women really want is a

home and children

[VAR] HOMEKID

RESPONSE	PUNCH	03-07	2008	2009	2010	2011	2012	2013	2014	2016	2018	2021	2023	TOTAL
Strongly Agree	1	2.7	-	-	-	-	17.0	-	-	-	-	-	-	2.0
Agree	2	5.1	-	-	-	-	23.1	-	-	-	-	-	-	3.1
Neither Agree nor Disagree	3	3.8	-	-	-	-	19.6	-	-	-	-	-	-	2.5
Disagree	4	4.8	-	-	-	-	26.5	-	-	-	-	-	-	3.3
Strongly disagree	5	1.5	-	-	-	-	13.1	-	-	-	-	-	-	1.3
Can't choose/NA	-8	0.2	-	-	-	-	0.6	-	-	-	-	-	-	0.1
IAP	-1	81.9	100.0	100.0	100.0	100.0	0.0	100.0	100.0	100.0	100.0	100.0	100.0	87.7
N		7276	1508	1599	1576	1535	1396	1294	1370	1051	1031	1205	1230	22071

\* SHOW CARD(12)

\*\* 2003 Questionnaire: To begin, I have some questions about women. To what extent do you agree or disagree... A job is all right, but what most women really want is a home and children

\*\*\* Keyword: Female, Children

**Table 2567 Agree or disagree: being a housewife is just as fulfilling as working for pay**

[Questionnaire] To what extent do you agree or disagree... Being a housewife is just as fulfilling as working for pay

[VAR] HOUSEWRK

RESPONSE	PUNCH	03-07	2008	2009	2010	2011	2012	2013	2014	2016	2018	2021	2023	TOTAL
Strongly Agree	1	6.7	-	-	-	-	45.8	-	-	39.8	-	-	-	7.0
Agree	2	7.9	-	-	-	-	32.6	-	-	42.2	-	-	-	6.7
Neither Agree nor Disagree	3	2.1	-	-	-	-	14.6	-	-	13.5	-	-	-	2.3
Disagree	4	1.0	-	-	-	-	5.2	-	-	3.1	-	-	-	0.8
Strongly disagree	5	0.2	-	-	-	-	1.6	-	-	1.0	-	-	-	0.2
Can't choose/NA	-8	0.2	-	-	-	-	0.1	-	-	0.4	-	-	-	0.1
IAP	-1	81.9	100.0	100.0	100.0	100.0	0.0	100.0	100.0	0.0	100.0	100.0	100.0	83.0
N		7276	1508	1599	1576	1535	1396	1294	1370	1051	1031	1205	1230	22071

\* SHOW CARD(12, 16)

\*\* 2003 Questionnaire: To begin, I have some questions about women. To what extent do you agree or disagree... Being a housewife is just as fulfilling as working for pay

\*\*\* Keyword: Pay, Job

\*\*\*\* This variable is not included in the ISSP module, but only 2016 KGSS included it

**Table 2568 Agree or disagree: having a job is a best way for a woman to be independent**

[Questionnaire] To begin, I have some questions about women. To what extent do you agree or disagree... Having a job

is the best way for a woman to be an independent person

[VAR] FEJOBIND

RESPONSE	PUNCH	03-07	2008	2009	2010	2011	2012	2013	2014	2016	2018	2021	2023	TOTAL
Strongly Agree	1	2.7	-	-	-	-	-	-	-	-	-	-	-	0.9
Agree	2	5.5	-	-	-	-	-	-	-	-	-	-	-	1.8
Neither Agree nor Disagree	3	5.5	-	-	-	-	-	-	-	-	-	-	-	1.8
Disagree	4	3.5	-	-	-	-	-	-	-	-	-	-	-	1.1
Strongly disagree	5	0.6	-	-	-	-	-	-	-	-	-	-	-	0.2
Can't choose/NA	-8	0.3	-	-	-	-	-	-	-	-	-	-	-	0.1
IAP	-1	81.9	100.0	100.0	100.0	100.0	100.0	100.0	100.0	100.0	100.0	100.0	100.0	94.0
N		7276	1508	1599	1576	1535	1396	1294	1370	1051	1031	1205	1230	22071

\*\*\* Keyword: Female

\*\*\*\* This variable is not included in the ISSP module, but only KGSS included it

**Table 2569 Agree or disagree: most women have to work to support the family**

[Questionnaire] To begin, I have some questions about women. To what extent do you agree or disagree... Most women

have to work these days to support their families

[VAR] FEWRKSUP

RESPONSE	PUNCH	03-07	2008	2009	2010	2011	2012	2013	2014	2016	2018	2021	2023	TOTAL
Strongly Agree	1	3.2	-	-	-	-	-	-	-	-	-	-	-	1.1
Agree	2	8.1	-	-	-	-	-	-	-	-	-	-	-	2.7
Neither Agree nor Disagree	3	4.4	-	-	-	-	-	-	-	-	-	-	-	1.4
Disagree	4	1.9	-	-	-	-	-	-	-	-	-	-	-	0.6
Strongly disagree	5	0.4	-	-	-	-	-	-	-	-	-	-	-	0.1
Can't choose/NA	-8	0.2	-	-	-	-	-	-	-	-	-	-	-	0.1
IAP	-1	81.9	100.0	100.0	100.0	100.0	100.0	100.0	100.0	100.0	100.0	100.0	100.0	94.0
N		7276	1508	1599	1576	1535	1396	1294	1370	1051	1031	1205	1230	22071

\*\*\* Keyword: Female, Family Members, Support, Job

\*\*\*\* This variable is not included in the ISSP module, but only KGSS included it



**Table 2570 Agree or disagree: both man and woman should contribute to the household income**

[Questionnaire] And to what extent do you agree or disagree... Both the man and woman should contribute to the household income

[VAR] TWOINCS

RESPONSE	PUNCH	03-07	2008	2009	2010	2011	2012	2013	2014	2016	2018	2021	2023	TOTAL
Strongly Agree	1	4.0	-	-	-	-	25.3	-	-	-	-	-	-	2.9
Agree	2	8.4	-	-	-	-	42.4	-	-	-	-	-	-	5.4
Neither Agree nor Disagree	3	3.9	-	-	-	-	21.6	-	-	-	-	-	-	2.7
Disagree	4	1.4	-	-	-	-	8.7	-	-	-	-	-	-	1.0
Strongly disagree	5	0.2	-	-	-	-	1.9	-	-	-	-	-	-	0.2
Can't choose/NA	-8	0.1	-	-	-	-	0.2	-	-	-	-	-	-	0.0
IAP	-1	81.9	100.0	100.0	100.0	100.0	0.0	100.0	100.0	100.0	100.0	100.0	100.0	87.7
N		7276	1508	1599	1576	1535	1396	1294	1370	1051	1031	1205	1230	22071

\* SHOW CARD(12)

\*\* 2003 Questionnaire: How much you agree or disagree with the following... Both men and women should make money and contribute to household income

\*\*\* Keyword: Money, Income

**Table 2571 Agree or disagree: a man's job is to earn money; a woman's job is to look after the home and family**

[Questionnaire] And to what extent do you agree or disagree... A man's job is to earn money; a woman's job is to look after the home and family

[VAR] HUBBYWRK

RESPONSE	PUNCH	03-07	2008	2009	2010	2011	2012	2013	2014	2016	2018	2021	2023	TOTAL
Strongly Agree	1	2.0	-	-	-	-	11.2	-	-	-	-	-	-	1.4
Agree	2	4.5	-	-	-	-	23.1	-	-	-	-	-	-	2.9
Neither Agree nor Disagree	3	4.2	-	-	-	-	19.8	-	-	-	-	-	-	2.6
Disagree	4	5.5	-	-	-	-	28.7	-	-	-	-	-	-	3.6
Strongly disagree	5	1.9	-	-	-	-	17.0	-	-	-	-	-	-	1.7
Can't choose/NA	-8	0.1	-	-	-	-	0.2	-	-	-	-	-	-	0.1
IAP	-1	81.9	100.0	100.0	100.0	100.0	0.0	100.0	100.0	100.0	100.0	100.0	100.0	87.7
N		7276	1508	1599	1576	1535	1396	1294	1370	1051	1031	1205	1230	22071

\* SHOW CARD(12)

\*\* 2003 Questionnaire: A man's job is to earn money; a woman's job is to look after the home and family

\*\*\* Keyword: Money, Job, Family, Family Members

**Table 2572 Agree or disagree: it is not good for men to stay home and care for the children and women go out to work**

[Questionnaire] And, to what extent do you agree or disagree... It is not good if the man stays at home and cares for the children and the woman goes out to work

[VAR] MRMOM

RESPONSE	PUNCH	03-07	2008	2009	2010	2011	2012	2013	2014	2016	2018	2021	2023	TOTAL
Strongly Agree	1	2.9	-	-	-	-	-	-	-	-	-	-	-	1.0
Agree	2	4.3	-	-	-	-	-	-	-	-	-	-	-	1.4
Neither Agree nor Disagree	3	4.3	-	-	-	-	-	-	-	-	-	-	-	1.4
Disagree	4	4.4	-	-	-	-	-	-	-	-	-	-	-	1.5
Strongly disagree	5	2.0	-	-	-	-	-	-	-	-	-	-	-	0.7
Can't choose/NA	-8	0.1	-	-	-	-	-	-	-	-	-	-	-	0.0
IAP	-1	81.9	100.0	100.0	100.0	100.0	100.0	100.0	100.0	100.0	100.0	100.0	100.0	94.0
N		7276	1508	1599	1576	1535	1396	1294	1370	1051	1031	1205	1230	22071

\*\*\* Keyword: Children, Female

\*\*\*\* This variable is not included in the ISSP module, but only KGSS included it

**Table 2573 Agree or disagree: family life often suffers because men concentrate too much on their work**

[Questionnaire] And, to what extent do you agree or disagree... Family life often suffers because men concentrate too much on their work

[VAR] MEOVRWRK

RESPONSE	PUNCH	03-07	2008	2009	2010	2011	2012	2013	2014	2016	2018	2021	2023	TOTAL
Strongly Agree	1	2.8	-	-	-	-	-	-	-	-	-	-	-	0.9
Agree	2	8.6	-	-	-	-	-	-	-	-	-	-	-	2.8
Neither Agree nor Disagree	3	3.7	-	-	-	-	-	-	-	-	-	-	-	1.2
Disagree	4	2.4	-	-	-	-	-	-	-	-	-	-	-	0.8
Strongly disagree	5	0.5	-	-	-	-	-	-	-	-	-	-	-	0.2
Can't choose/NA	-8	0.2	-	-	-	-	-	-	-	-	-	-	-	0.1
IAP	-1	81.9	100.0	100.0	100.0	100.0	100.0	100.0	100.0	100.0	100.0	100.0	100.0	94.0
N		7276	1508	1599	1576	1535	1396	1294	1370	1051	1031	1205	1230	22071

\*\*\* Keyword: Job, Family

\*\*\*\* This variable is not included in the ISSP module, but only KGSS included it

**Table 2574 Opinion on working status of mothers: When there is a child under school age**

[Questionnaire] Do you think that women should work outside the home full-time, part-time or not at all under the following circumstances?... When there is a child under school age

[VAR] FEMWK1

RESPONSE	PUNCH	03-07	2008	2009	2010	2011	2012	2013	2014	2016	2018	2021	2023	TOTAL
Work full-time	1	-	-	-	-	-	9.2	-	-	-	-	-	-	0.6
Work part-time	2	-	-	-	-	-	42.9	-	-	-	-	-	-	2.7
Stay at home	3	-	-	-	-	-	43.8	-	-	-	-	-	-	2.8
Can't choose/NA	-8	-	-	-	-	-	4.1	-	-	-	-	-	-	0.3
IAP	-1	100.0	100.0	100.0	100.0	100.0	0.0	100.0	100.0	100.0	100.0	100.0	100.0	93.7
N		7276	1508	1599	1576	1535	1396	1294	1370	1051	1031	1205	1230	22071

\* SHOW CARD

\*\*\* Keyword: Female, Part-time Employment, Children



**Table 2575 Opinion on working status of mothers: After the youngest child starts school**

[Questionnaire] Do you think that women should work outside the home full-time, part-time or not at all under the following circumstances?... After the youngest child starts school

[VAR] FEMWK2

RESPONSE	PUNCH	03-07	2008	2009	2010	2011	2012	2013	2014	2016	2018	2021	2023	TOTAL
Work full-time	1	-	-	-	-	-	30.5	-	-	-	-	-	-	1.9
Work part-time	2	-	-	-	-	-	52.2	-	-	-	-	-	-	3.3
Stay at home	3	-	-	-	-	-	12.6	-	-	-	-	-	-	0.8
Can't choose/NA	-8	-	-	-	-	-	4.7	-	-	-	-	-	-	0.3
IAP	-1	100.0	100.0	100.0	100.0	100.0	0.0	100.0	100.0	100.0	100.0	100.0	100.0	93.7
N		7276	1508	1599	1576	1535	1396	1294	1370	1051	1031	1205	1230	22071

\* SHOW CARD

\*\*\* Keyword: Female, Part-time Employment

**Table 2576 Opinion on marriage: Married people are generally happier than unmarried people**

[Questionnaire] To what extent do you agree or disagree?... Married people are generally happier than unmarried people

[VAR] MARHAPPY

RESPONSE	PUNCH	03-07	2008	2009	2010	2011	2012	2013	2014	2016	2018	2021	2023	TOTAL
Strongly Agree	1	3.5	-	-	-	-	20.4	-	-	-	-	-	-	2.4
Agree	2	7.3	-	-	-	-	33.6	-	-	-	-	-	-	4.5
Neither Agree nor Disagree	3	4.6	-	-	-	-	29.1	-	-	-	-	-	-	3.4
Disagree	4	2.1	-	-	-	-	12.6	-	-	-	-	-	-	1.5
Strongly disagree	5	0.4	-	-	-	-	3.8	-	-	-	-	-	-	0.4
Can't choose/NA	-8	0.2	-	-	-	-	0.6	-	-	-	-	-	-	0.1
IAP	-1	81.9	100.0	100.0	100.0	100.0	0.0	100.0	100.0	100.0	100.0	100.0	100.0	87.7
N		7276	1508	1599	1576	1535	1396	1294	1370	1051	1031	1205	1230	22071

\* SHOW CARD(12)

\*\*\* Keyword: Happiness, Marriage

**Table 2577 Agree or disagree: main advantage of marriage is to be financially stable**

[Questionnaire] To what extent do you agree or disagree.....?... The main advantage of marriage is that it gives financial security

[VAR] MARFIN

RESPONSE	PUNCH	03-07	2008	2009	2010	2011	2012	2013	2014	2016	2018	2021	2023	TOTAL
Strongly Agree	1	2.0	-	-	-	-	-	-	-	-	-	-	-	0.6
Agree	2	6.9	-	-	-	-	-	-	-	-	-	-	-	2.3
Neither Agree nor Disagree	3	4.9	-	-	-	-	-	-	-	-	-	-	-	1.6
Disagree	4	3.6	-	-	-	-	-	-	-	-	-	-	-	1.2
Strongly disagree	5	0.6	-	-	-	-	-	-	-	-	-	-	-	0.2
Can't choose/NA	-8	0.1	-	-	-	-	-	-	-	-	-	-	-	0.0
IAP	-1	81.9	100.0	100.0	100.0	100.0	100.0	100.0	100.0	100.0	100.0	100.0	100.0	94.0
N		7276	1508	1599	1576	1535	1396	1294	1370	1051	1031	1205	1230	22071

\*\*\* Keyword: Marriage

\*\*\*\* This variable is not included in the ISSP module, but only KGSS included it

**Table 2578 Agree or disagree: the main purpose of marriage these days is to have children**

[Questionnaire] To what extent do you agree or disagree.....?... The main purpose of marriage these days is to have children

[VAR] MARKIDS

RESPONSE	PUNCH	03-07	2008	2009	2010	2011	2012	2013	2014	2016	2018	2021	2023	TOTAL
Strongly Agree	1	1.1	-	-	-	-	-	-	-	-	-	-	-	0.4
Agree	2	3.3	-	-	-	-	-	-	-	-	-	-	-	1.1
Neither Agree nor Disagree	3	5.1	-	-	-	-	-	-	-	-	-	-	-	1.7
Disagree	4	6.2	-	-	-	-	-	-	-	-	-	-	-	2.0
Strongly disagree	5	2.3	-	-	-	-	-	-	-	-	-	-	-	0.8
Can't choose/NA	-8	0.2	-	-	-	-	-	-	-	-	-	-	-	0.0
IAP	-1	81.9	100.0	100.0	100.0	100.0	100.0	100.0	100.0	100.0	100.0	100.0	100.0	94.0
N		7276	1508	1599	1576	1535	1396	1294	1370	1051	1031	1205	1230	22071

\*\*\* Keyword: Children, Marriage

\*\*\*\* This variable is not included in the ISSP module, but only KGSS included it

**Table 2579 Agree or disagree: It is better to have a bad marriage than no marriage at all**

[Questionnaire] To what extent do you agree or disagree.....?... It is better to have a bad marriage than no marriage at all

[VAR] MARNOMAR

RESPONSE	PUNCH	03-07	2008	2009	2010	2011	2012	2013	2014	2016	2018	2021	2023	TOTAL
Strongly Agree	1	1.3	-	-	-	-	-	-	-	-	-	-	-	0.4
Agree	2	3.2	-	-	-	-	-	-	-	-	-	-	-	1.1
Neither Agree nor Disagree	3	3.0	-	-	-	-	-	-	-	-	-	-	-	1.0
Disagree	4	5.8	-	-	-	-	-	-	-	-	-	-	-	1.9
Strongly disagree	5	4.5	-	-	-	-	-	-	-	-	-	-	-	1.5
Can't choose/NA	-8	0.3	-	-	-	-	-	-	-	-	-	-	-	0.1
IAP	-1	81.9	100.0	100.0	100.0	100.0	100.0	100.0	100.0	100.0	100.0	100.0	100.0	94.0
N		7276	1508	1599	1576	1535	1396	1294	1370	1051	1031	1205	1230	22071

\*\*\* Keyword: Marriage

\*\*\*\* This variable is not included in the ISSP module, but only KGSS included it



**Table 2580 Opinions on marriage: People who want children ought to get married**

[Questionnaire] To what extent do you agree or disagree?... People who want children ought to get married

[VAR] MARLEGIT

RESPONSE	PUNCH	03-07	2008	2009	2010	2011	2012	2013	2014	2016	2018	2021	2023	TOTAL
Strongly Agree	1	4.9	-	-	-	-	42.6	-	-	-	-	-	-	4.3
Agree	2	6.9	-	-	-	-	34.8	-	-	-	-	-	-	4.5
Neither Agree nor Disagree	3	2.9	-	-	-	-	14.3	-	-	-	-	-	-	1.8
Disagree	4	2.4	-	-	-	-	5.9	-	-	-	-	-	-	1.2
Strongly disagree	5	0.8	-	-	-	-	1.9	-	-	-	-	-	-	0.4
Can't choose/NA	-8	0.2	-	-	-	-	0.5	-	-	-	-	-	-	0.1
IAP	-1	81.9	100.0	100.0	100.0	100.0	0.0	100.0	100.0	100.0	100.0	100.0	100.0	87.7
N		7276	1508	1599	1576	1535	1396	1294	1370	1051	1031	1205	1230	22071

\* SHOW CARD(12)

\*\*\* Keyword: Children, Marriage

**Table 2581 Opinions on marriage: It is all right for a couple to live together without intending to get married**

[Questionnaire] To what extent do you agree or disagree?... It is all right for a couple to live together without intending to get married

[VAR] COHABOK

RESPONSE	PUNCH	03-07	2008	2009	2010	2011	2012	2013	2014	2016	2018	2021	2023	TOTAL
Strongly Agree	1	0.5	-	-	-	-	4.2	-	-	-	-	-	-	0.4
Agree	2	3.0	-	-	-	-	20.9	-	-	-	-	-	-	2.3
Neither Agree nor Disagree	3	3.1	-	-	-	-	18.3	-	-	-	-	-	-	2.2
Disagree	4	5.7	-	-	-	-	30.0	-	-	-	-	-	-	3.8
Strongly disagree	5	5.6	-	-	-	-	26.2	-	-	-	-	-	-	3.5
Can't choose/NA	-8	0.2	-	-	-	-	0.4	-	-	-	-	-	-	0.1
IAP	-1	81.9	100.0	100.0	100.0	100.0	0.0	100.0	100.0	100.0	100.0	100.0	100.0	87.7
N		7276	1508	1599	1576	1535	1396	1294	1370	1051	1031	1205	1230	22071

\* SHOW CARD(12)

\*\*\* Keyword: Marriage

**Table 2582 Opinions on marriage: It's a good idea for a couple who intend to get married to live together first**

[Questionnaire] To what extent do you agree or disagree.....?... It's a good idea for a couple who intend to get married to live together first

[VAR] COHABFST

RESPONSE	PUNCH	03-07	2008	2009	2010	2011	2012	2013	2014	2016	2018	2021	2023	TOTAL
Strongly Agree	1	1.3	-	-	-	-	-	-	-	-	-	-	-	0.4
Agree	2	5.3	-	-	-	-	-	-	-	-	-	-	-	1.8
Neither Agree nor Disagree	3	3.1	-	-	-	-	-	-	-	-	-	-	-	1.0
Disagree	4	4.2	-	-	-	-	-	-	-	-	-	-	-	1.4
Strongly disagree	5	4.0	-	-	-	-	-	-	-	-	-	-	-	1.3
Can't choose/NA	-8	0.1	-	-	-	-	-	-	-	-	-	-	-	0.0
IAP	-1	81.9	100.0	100.0	100.0	100.0	100.0	100.0	100.0	100.0	100.0	100.0	100.0	94.0
N		7276	1508	1599	1576	1535	1396	1294	1370	1051	1031	1205	1230	22071

\*\*\* Keyword: Marriage

\*\*\*\* This variable is not included in the ISSP module, but only KGSS included it

**Table 2583 Opinions on marriage: Divorce is usually the best solution when a couple can't seem to work out their marriage problems**

[Questionnaire] To what extent do you agree or disagree?... Divorce is usually the best solution when a couple can't seem to work out their marriage problems

[VAR] DIVBEST

RESPONSE	PUNCH	03-07	2008	2009	2010	2011	2012	2013	2014	2016	2018	2021	2023	TOTAL
Strongly Agree	1	1.8	-	-	-	-	9.2	-	-	-	-	-	-	1.2
Agree	2	4.5	-	-	-	-	23.1	-	-	-	-	-	-	2.9
Neither Agree nor Disagree	3	4.0	-	-	-	-	17.1	-	-	-	-	-	-	2.4
Disagree	4	5.2	-	-	-	-	27.9	-	-	-	-	-	-	3.5
Strongly disagree	5	2.3	-	-	-	-	21.6	-	-	-	-	-	-	2.1
Can't choose/NA	-8	0.3	-	-	-	-	1.0	-	-	-	-	-	-	0.2
IAP	-1	81.9	100.0	100.0	100.0	100.0	0.0	100.0	100.0	100.0	100.0	100.0	100.0	87.7
N		7276	1508	1599	1576	1535	1396	1294	1370	1051	1031	1205	1230	22071

\* SHOW CARD(12)

\*\*\* Keyword: Divorce, Marriage

**Table 2584 Opinions on marriage: One parent can bring up a child as well as two parents together**

[Questionnaire] Children grow up in different kinds of families. To what extent do you agree or disagree with the following statements?... One parent can bring up a child as well as two parents together

[VAR] SINGLPAR

RESPONSE	PUNCH	03-07	2008	2009	2010	2011	2012	2013	2014	2016	2018	2021	2023	TOTAL
Strongly Agree	1	2.2	-	-	-	-	10.3	-	-	-	-	-	-	1.4
Agree	2	5.8	-	-	-	-	29.9	-	-	-	-	-	-	3.8
Neither Agree nor Disagree	3	3.2	-	-	-	-	14.1	-	-	-	-	-	-	2.0
Disagree	4	5.4	-	-	-	-	32.9	-	-	-	-	-	-	3.9
Strongly disagree	5	1.3	-	-	-	-	12.5	-	-	-	-	-	-	1.2
Can't choose/NA	-8	0.2	-	-	-	-	0.3	-	-	-	-	-	-	0.1
IAP	-1	81.9	100.0	100.0	100.0	100.0	0.0	100.0	100.0	100.0	100.0	100.0	100.0	87.7
N		7276	1508	1599	1576	1535	1396	1294	1370	1051	1031	1205	1230	22071

\* SHOW CARD(12)

\*\* 2003 Questionnaire: To what extent do you agree or disagree?... One parent can bring up a child as well as two parents together

\*\*\* Keyword: Children, Marriage



**Table 2585 Agree or disagree: a same sex female couple can bring up a child as well as a male-female couple**

[Questionnaire] Children grow up in different kinds of families. To what extent do you agree or disagree with the following statements?... A same sex female couple can bring up a child as well as a male-female couple

[VAR] SAMPAR1

RESPONSE	PUNCH	03-07	2008	2009	2010	2011	2012	2013	2014	2016	2018	2021	2023	TOTAL
Strongly Agree	1	-	-	-	-	-	3.7	-	-	-	-	-	-	0.2
Agree	2	-	-	-	-	-	15.5	-	-	-	-	-	-	1.0
Neither Agree nor Disagree	3	-	-	-	-	-	17.1	-	-	-	-	-	-	1.1
Disagree	4	-	-	-	-	-	27.4	-	-	-	-	-	-	1.7
Strongly disagree	5	-	-	-	-	-	34.4	-	-	-	-	-	-	2.2
Can't choose/NA	-8	-	-	-	-	-	1.9	-	-	-	-	-	-	0.1
IAP	-1	100.0	100.0	100.0	100.0	100.0	0.0	100.0	100.0	100.0	100.0	100.0	100.0	93.7
N		7276	1508	1599	1576	1535	1396	1294	1370	1051	1031	1205	1230	22071

\* SHOW CARD

\*\*\* Keyword: Same Sex, Female, Children

**Table 2586 Agree or disagree: a same sex male couple can bring up a child as well as a male-female couple**

[Questionnaire] Children grow up in different kinds of families. To what extent do you agree or disagree with the following statements?... A same sex male couple can bring up a child as well as a male-female couple

[VAR] SAMPAR2

RESPONSE	PUNCH	03-07	2008	2009	2010	2011	2012	2013	2014	2016	2018	2021	2023	TOTAL
Strongly Agree	1	-	-	-	-	-	2.5	-	-	-	-	-	-	0.2
Agree	2	-	-	-	-	-	10.9	-	-	-	-	-	-	0.7
Neither Agree nor Disagree	3	-	-	-	-	-	16.1	-	-	-	-	-	-	1.0
Disagree	4	-	-	-	-	-	27.7	-	-	-	-	-	-	1.7
Strongly disagree	5	-	-	-	-	-	40.9	-	-	-	-	-	-	2.6
Can't choose/NA	-8	-	-	-	-	-	1.9	-	-	-	-	-	-	0.1
IAP	-1	100.0	100.0	100.0	100.0	100.0	0.0	100.0	100.0	100.0	100.0	100.0	100.0	93.7
N		7276	1508	1599	1576	1535	1396	1294	1370	1051	1031	1205	1230	22071

\* SHOW CARD

\*\*\* Keyword: Same Sex, Children

**Table 2587 Ideal number of children**

[Questionnaire] All in all, what do you think is the ideal number of children for a family to have?

[VAR] IDLCHDN

RESPONSE	PUNCH	03-07	2008	2009	2010	2011	2012	2013	2014	2016	2018	2021	2023	TOTAL
0 person	1	0.1	0.4	-	-	-	0.7	-	-	-	-	-	-	0.1
1 person	2	1.1	5.3	-	-	-	4.3	-	-	-	-	-	-	1.0
2 persons	3	10.3	49.4	-	-	-	47.9	-	-	-	-	-	-	9.8
3 persons	4	7.0	27.3	-	-	-	33.5	-	-	-	-	-	-	6.3
4 persons	5	2.5	11.5	-	-	-	9.2	-	-	-	-	-	-	2.2
5 persons or over	6	1.0	5.6	-	-	-	4.4	-	-	-	-	-	-	1.0
Can't choose/NA	-8	0.0	0.5	-	-	-	0.0	-	-	-	-	-	-	0.0
IAP	-1	78.0	0.0	100.0	100.0	100.0	0.0	100.0	100.0	100.0	100.0	100.0	100.0	79.6
N		7276	1508	1599	1576	1535	1396	1294	1370	1051	1031	1205	1230	22071

\*\* 2012 KGSS asked Open-ended questions

\*\*\* Keyword: Family Members, Children

**Table 2588 Opinion on the value of children: Watching children grow up is life's greatest joy**

[Questionnaire] To what extent do you agree or disagree?... Watching children grow up is life's greatest joy

[VAR] KIDJOY

RESPONSE	PUNCH	03-07	2008	2009	2010	2011	2012	2013	2014	2016	2018	2021	2023	TOTAL
Strongly Agree	1	7.6	-	-	-	-	41.8	-	-	-	-	-	-	5.1
Agree	2	7.1	-	-	-	-	42.2	-	-	-	-	-	-	5.0
Neither Agree nor Disagree	3	2.1	-	-	-	-	9.6	-	-	-	-	-	-	1.3
Disagree	4	0.8	-	-	-	-	5.4	-	-	-	-	-	-	0.6
Strongly disagree	5	0.2	-	-	-	-	0.6	-	-	-	-	-	-	0.1
Can't choose/NA	-8	0.3	-	-	-	-	0.4	-	-	-	-	-	-	0.1
IAP	-1	81.9	100.0	100.0	100.0	100.0	0.0	100.0	100.0	100.0	100.0	100.0	100.0	87.7
N		7276	1508	1599	1576	1535	1396	1294	1370	1051	1031	1205	1230	22071

\* SHOW CARD(12)

\*\*\* Keyword: Children, Life, Enjoyment

**Table 2589 Opinion on the value of children: Having children interferes too much with the freedom of parents**

[Questionnaire] To what extent do you agree or disagree?... Having children interferes too much with the freedom of parents

[VAR] KIDNOFRE

RESPONSE	PUNCH	03-07	2008	2009	2010	2011	2012	2013	2014	2016	2018	2021	2023	TOTAL
Strongly Agree	1	2.0	-	-	-	-	10.5	-	-	-	-	-	-	1.3
Agree	2	7.6	-	-	-	-	44.8	-	-	-	-	-	-	5.4
Neither Agree nor Disagree	3	4.0	-	-	-	-	19.4	-	-	-	-	-	-	2.5
Disagree	4	3.4	-	-	-	-	18.4	-	-	-	-	-	-	2.3
Strongly disagree	5	0.8	-	-	-	-	6.5	-	-	-	-	-	-	0.7
Can't choose/NA	-8	0.2	-	-	-	-	0.4	-	-	-	-	-	-	0.1
IAP	-1	81.9	100.0	100.0	100.0	100.0	0.0	100.0	100.0	100.0	100.0	100.0	100.0	87.7
N		7276	1508	1599	1576	1535	1396	1294	1370	1051	1031	1205	1230	22071

\* SHOW CARD(12)

\*\*\* Keyword: Children



**Table 2590 Agree or disagree about having children: Children are a financial burden on their parents**

[Questionnaire] To what extent do you agree or disagree?... Children are a financial burden on their parents

[VAR] KIDFINA

RESPONSE	PUNCH	03-07	2008	2009	2010	2011	2012	2013	2014	2016	2018	2021	2023	TOTAL
Strongly Agree	1	-	-	-	-	-	10.2	-	-	-	-	-	-	0.6
Agree	2	-	-	-	-	-	44.3	-	-	-	-	-	-	2.8
Neither Agree nor Disagree	3	-	-	-	-	-	17.1	-	-	-	-	-	-	1.1
Disagree	4	-	-	-	-	-	19.4	-	-	-	-	-	-	1.2
Strongly disagree	5	-	-	-	-	-	8.7	-	-	-	-	-	-	0.6
Can't choose/NA	-8	-	-	-	-	-	0.3	-	-	-	-	-	-	0.0
IAP	-1	100.0	100.0	100.0	100.0	100.0	0.0	100.0	100.0	100.0	100.0	100.0	100.0	93.7
N		7276	1508	1599	1576	1535	1396	1294	1370	1051	1031	1205	1230	22071

\* SHOW CARD

\*\*\* Keyword: Children, Burden

**Table 2591 Agree or disagree about having children: Having children restricts the employment and career chances of one or both parents**

[Questionnaire] To what extent do you agree or disagree?... Having children restricts the employment and career chances of one or both parents

[VAR] KIDCARR

RESPONSE	PUNCH	03-07	2008	2009	2010	2011	2012	2013	2014	2016	2018	2021	2023	TOTAL
Strongly Agree	1	-	-	-	-	-	7.7	-	-	-	-	-	-	0.5
Agree	2	-	-	-	-	-	46.0	-	-	-	-	-	-	2.9
Neither Agree nor Disagree	3	-	-	-	-	-	21.2	-	-	-	-	-	-	1.3
Disagree	4	-	-	-	-	-	16.6	-	-	-	-	-	-	1.1
Strongly disagree	5	-	-	-	-	-	7.9	-	-	-	-	-	-	0.5
Can't choose/NA	-8	-	-	-	-	-	0.6	-	-	-	-	-	-	0.0
IAP	-1	100.0	100.0	100.0	100.0	100.0	0.0	100.0	100.0	100.0	100.0	100.0	100.0	93.7
N		7276	1508	1599	1576	1535	1396	1294	1370	1051	1031	1205	1230	22071

\* SHOW CARD

\*\*\* Keyword: Children

**Table 2592 Agree or disagree about having children: Having children increases people's social standing in society**

[Questionnaire] To what extent do you agree or disagree?... Having children increases people's social standing in society

[VAR] KIDPOSI

RESPONSE	PUNCH	03-07	2008	2009	2010	2011	2012	2013	2014	2016	2018	2021	2023	TOTAL
Strongly Agree	1	-	-	-	-	-	8.7	-	-	-	-	-	-	0.6
Agree	2	-	-	-	-	-	23.2	-	-	-	-	-	-	1.5
Neither Agree nor Disagree	3	-	-	-	-	-	39.2	-	-	-	-	-	-	2.5
Disagree	4	-	-	-	-	-	21.1	-	-	-	-	-	-	1.3
Strongly disagree	5	-	-	-	-	-	6.5	-	-	-	-	-	-	0.4
Can't choose/NA	-8	-	-	-	-	-	1.3	-	-	-	-	-	-	0.1
IAP	-1	100.0	100.0	100.0	100.0	100.0	0.0	100.0	100.0	100.0	100.0	100.0	100.0	93.7
N		7276	1508	1599	1576	1535	1396	1294	1370	1051	1031	1205	1230	22071

\* SHOW CARD

\*\*\* Keyword: Children, Social Position

**Table 2593 Agree or disagree about having children: Adult children are an important source of help for elderly parents**

[Questionnaire] To what extent do you agree or disagree?... Adult children are an important source of help for elderly parents

[VAR] KIDHELP

RESPONSE	PUNCH	03-07	2008	2009	2010	2011	2012	2013	2014	2016	2018	2021	2023	TOTAL
Strongly Agree	1	-	-	-	-	-	19.3	-	-	-	-	-	-	1.2
Agree	2	-	-	-	-	-	38.9	-	-	-	-	-	-	2.5
Neither Agree nor Disagree	3	-	-	-	-	-	19.7	-	-	-	-	-	-	1.2
Disagree	4	-	-	-	-	-	14.5	-	-	-	-	-	-	0.9
Strongly disagree	5	-	-	-	-	-	6.9	-	-	-	-	-	-	0.4
Can't choose/NA	-8	-	-	-	-	-	0.6	-	-	-	-	-	-	0.0
IAP	-1	100.0	100.0	100.0	100.0	100.0	0.0	100.0	100.0	100.0	100.0	100.0	100.0	93.7
N		7276	1508	1599	1576	1535	1396	1294	1370	1051	1031	1205	1230	22071

\* SHOW CARD

\*\*\* Keyword: Children, Elderly Parents

**Table 2594 Agree or disagree about having children: people who have never had a child lead empty lives**

[Questionnaire] To what extent do you agree or disagree?... People who have never had children lead empty lives

[VAR] KIDEMPTY

RESPONSE	PUNCH	03-07	2008	2009	2010	2011	2012	2013	2014	2016	2018	2021	2023	TOTAL
Strongly Agree	1	6.2	-	-	-	-	-	-	-	-	-	-	-	2.0
Agree	2	7.1	-	-	-	-	-	-	-	-	-	-	-	2.4
Neither Agree nor Disagree	3	2.8	-	-	-	-	-	-	-	-	-	-	-	0.9
Disagree	4	1.3	-	-	-	-	-	-	-	-	-	-	-	0.4
Strongly disagree	5	0.3	-	-	-	-	-	-	-	-	-	-	-	0.1
Can't choose/NA	-8	0.4	-	-	-	-	-	-	-	-	-	-	-	0.1
IAP	-1	81.9	100.0	100.0	100.0	100.0	100.0	100.0	100.0	100.0	100.0	100.0	100.0	94.0
N		7276	1508	1599	1576	1535	1396	1294	1370	1051	1031	1205	1230	22071

\*\*\* Keyword: Children, Life

\*\*\*\* This variable is not included in the ISSP module, but only KGSS included it



**Table 2595 Agree or disagree about having children: parents should stay together when there are children**

[Questionnaire] To what extent do you agree or disagree?... When there are children in the family, parents should stay together even if they don't get along

[VAR] DIVIFKD1

RESPONSE	PUNCH	03-07	2008	2009	2010	2011	2012	2013	2014	2016	2018	2021	2023	TOTAL
Strongly Agree	1	4.9	-	-	-	-	-	-	-	-	-	-	-	1.6
Agree	2	5.6	-	-	-	-	-	-	-	-	-	-	-	1.8
Neither Agree nor Disagree	3	3.1	-	-	-	-	-	-	-	-	-	-	-	1.0
Disagree	4	3.4	-	-	-	-	-	-	-	-	-	-	-	1.1
Strongly disagree	5	0.9	-	-	-	-	-	-	-	-	-	-	-	0.3
Can't choose/NA	-8	0.2	-	-	-	-	-	-	-	-	-	-	-	0.1
IAP	-1	81.9	100.0	100.0	100.0	100.0	100.0	100.0	100.0	100.0	100.0	100.0	100.0	94.0
N		7276	1508	1599	1576	1535	1396	1294	1370	1051	1031	1205	1230	22071

\*\*\* Keyword: Children

\*\*\*\* This variable is not included in the ISSP module, but only KGSS included it

**Table 2596 Agree or disagree about having children: parents should stay together even when there are no children**

[Questionnaire] To what extent do you agree or disagree?... Even when there are no children, a married couple should stay together even if they don't get along

[VAR] DIVNOKD1

RESPONSE	PUNCH	03-07	2008	2009	2010	2011	2012	2013	2014	2016	2018	2021	2023	TOTAL
Strongly Agree	1	2.8	-	-	-	-	-	-	-	-	-	-	-	0.9
Agree	2	3.4	-	-	-	-	-	-	-	-	-	-	-	1.1
Neither Agree nor Disagree	3	3.1	-	-	-	-	-	-	-	-	-	-	-	1.0
Disagree	4	4.7	-	-	-	-	-	-	-	-	-	-	-	1.6
Strongly disagree	5	3.7	-	-	-	-	-	-	-	-	-	-	-	1.2
Can't choose/NA	-8	0.3	-	-	-	-	-	-	-	-	-	-	-	0.1
IAP	-1	81.9	100.0	100.0	100.0	100.0	100.0	100.0	100.0	100.0	100.0	100.0	100.0	94.0
N		7276	1508	1599	1576	1535	1396	1294	1370	1051	1031	1205	1230	22071

\*\*\* Keyword: Children

\*\*\*\* This variable is not included in the ISSP module, but only KGSS included it

**Table 2597 Necessity of a paid leave when both parents are full-time workers and there is a new-born baby**

[Questionnaire] Consider a couple who both work full-time and now have a new born child. One of them stops working for some time to care for their child. Do you think there should be paid leave available and, if so, for how long?

[VAR] PALEA

RESPONSE	PUNCH	03-07	2008	2009	2010	2011	2012	2013	2014	2016	2018	2021	2023	TOTAL
Yes	1	-	-	-	-	-	95.2	-	-	-	-	-	-	6.0
No, there should be no paid leave	2	-	-	-	-	-	4.8	-	-	-	-	-	-	0.3
IAP	-1	100.0	100.0	100.0	100.0	100.0	0.0	100.0	100.0	100.0	100.0	100.0	100.0	93.7
N		7276	1508	1599	1576	1535	1396	1294	1370	1051	1031	1205	1230	22071

\*\*\* Keyword: Paid Leave, Job

**Table 2598 Length of the paid leave period (if it is necessary) (month)**

[Questionnaire] Consider a couple who both work full-time and now have a new born child. One of them stops working for some time to care for their child. Do you think there should be paid leave available and, if so, for how long?

[VAR] PALEATIM

RESPONSE	PUNCH	03-07	2008	2009	2010	2011	2012	2013	2014	2016	2018	2021	2023	TOTAL
1 month	1	-	-	-	-	-	3.4	-	-	-	-	-	-	0.2
2 months	2	-	-	-	-	-	4.2	-	-	-	-	-	-	0.3
3 months	3	-	-	-	-	-	18.0	-	-	-	-	-	-	1.1
4 months	4	-	-	-	-	-	2.2	-	-	-	-	-	-	0.1
5 months	5	-	-	-	-	-	2.9	-	-	-	-	-	-	0.2
6 months	6	-	-	-	-	-	19.1	-	-	-	-	-	-	1.2
7 months	7	-	-	-	-	-	0.4	-	-	-	-	-	-	0.0
8 months	8	-	-	-	-	-	1.2	-	-	-	-	-	-	0.1
10 months	10	-	-	-	-	-	1.9	-	-	-	-	-	-	0.1
12 months	12	-	-	-	-	-	26.3	-	-	-	-	-	-	1.7
13-24 months	13	-	-	-	-	-	10.1	-	-	-	-	-	-	0.6
25-36 months	14	-	-	-	-	-	3.9	-	-	-	-	-	-	0.2
37 months or over	15	-	-	-	-	-	1.4	-	-	-	-	-	-	0.1
IAP	-1	100.0	100.0	100.0	100.0	100.0	4.8	100.0	100.0	100.0	100.0	100.0	100.0	94.0
N		7276	1508	1599	1576	1535	1396	1294	1370	1051	1031	1205	1230	22071

\*\*\* Keyword: Paid Leave, Job

**Table 2599 Who is responsible for the payment of the leave (if it is necessary)**

[Questionnaire] (IF YOU ARE IN FAVOUR OF PAID LEAVE) And who should pay for this leave?

[VAR] PALEAWHO

RESPONSE	PUNCH	03-07	2008	2009	2010	2011	2012	2013	2014	2016	2018	2021	2023	TOTAL
The government	1	-	-	-	-	-	25.4	-	-	-	-	-	-	1.6
The employer	2	-	-	-	-	-	11.0	-	-	-	-	-	-	0.7
Both the government and the employer	3	-	-	-	-	-	58.1	-	-	-	-	-	-	3.7
Other sources	7	-	-	-	-	-	0.1	-	-	-	-	-	-	0.0
Can't choose/NA	-8	-	-	-	-	-	0.6	-	-	-	-	-	-	0.0
IAP	-1	100.0	100.0	100.0	100.0	100.0	4.8	100.0	100.0	100.0	100.0	100.0	100.0	94.0
N		7276	1508	1599	1576	1535	1396	1294	1370	1051	1031	1205	1230	22071

\* SHOW CARD

\*\*\* Keyword: Paid Leave



**Table 2600 How to divide the given paid leave between both parents (if it is necessary)**

[Questionnaire] (IF YOU ARE IN FAVOUR OF PAID LEAVE) Still thinking about the same couple, if both are in a similar work situation and are eligible for paid leave, how should this paid leave period be divided between the mother and the father?

[VAR] PALEABAL

RESPONSE	PUNCH	03-07	2008	2009	2010	2011	2012	2013	2014	2016	2018	2021	2023	TOTAL
The mother should take the entire paid leave period and the father should not take any paid leave	1	-	-	-	-	-	16.8	-	-	-	-	-	-	1.1
The mother should take most of the paid leave period and the father should take some of it	2	-	-	-	-	-	46.8	-	-	-	-	-	-	3.0
The mother and the father should each take half of the paid leave period.	3	-	-	-	-	-	31.2	-	-	-	-	-	-	2.0
The father should take most of the paid leave period and the mother should take some of it.	4	-	-	-	-	-	0.4	-	-	-	-	-	-	0.0
The father should take the entire paid leave period and the mother should not take any paid leave	5	-	-	-	-	-	0.0	-	-	-	-	-	-	0.0
IAP	-1	100.0	100.0	100.0	100.0	100.0	4.8	100.0	100.0	100.0	100.0	100.0	100.0	94.0
N		7276	1508	1599	1576	1535	1396	1294	1370	1051	1031	1205	1230	22071

\* SHOW CARD

\*\*\* Keyword: Paid Leave

**Table 2601 Best way to organize a family and work life when there is a child under school age**

[Questionnaire] Consider a family with a child under school age. What, in your opinion, is the best way for them to organize their family and work life?

[VAR] FAMWOR1

RESPONSE	PUNCH	03-07	2008	2009	2010	2011	2012	2013	2014	2016	2018	2021	2023	TOTAL
The mother stays at home and the father works full-time.	1	-	-	-	-	-	40.5	-	-	-	-	-	-	2.6
The mother works part-time and the father works full-time.	2	-	-	-	-	-	44.3	-	-	-	-	-	-	2.8
Both the mother and the father work full-time.	3	-	-	-	-	-	9.4	-	-	-	-	-	-	0.6
Both the mother and the father work part-time.	4	-	-	-	-	-	4.9	-	-	-	-	-	-	0.3
The father works part-time and the mother works full-time.	5	-	-	-	-	-	0.7	-	-	-	-	-	-	0.0
The father stays at home and the mother works full-time.	6	-	-	-	-	-	0.1	-	-	-	-	-	-	0.0
IAP	-1	100.0	100.0	100.0	100.0	100.0	0.0	100.0	100.0	100.0	100.0	100.0	100.0	93.7
N		7276	1508	1599	1576	1535	1396	1294	1370	1051	1031	1205	1230	22071

\* SHOW CARD

\*\*\* Keyword: Children, Family

**Table 2602 Least desirable way to organize a family and work life when there is a child under school age**

[Questionnaire] And, in your opinion, which of these options would be the least desirable?

[VAR] FAMWOR2

RESPONSE	PUNCH	03-07	2008	2009	2010	2011	2012	2013	2014	2016	2018	2021	2023	TOTAL
The mother stays at home and the father works full-time.	1	-	-	-	-	-	3.6	-	-	-	-	-	-	0.2
The mother works part-time and the father works full-time.	2	-	-	-	-	-	0.4	-	-	-	-	-	-	0.0
Both the mother and the father work full-time.	3	-	-	-	-	-	34.8	-	-	-	-	-	-	2.2
Both the mother and the father work part-time.	4	-	-	-	-	-	7.7	-	-	-	-	-	-	0.5
The father works part-time and the mother works full-time.	5	-	-	-	-	-	3.5	-	-	-	-	-	-	0.2
The father stays at home and the mother works full-time.	6	-	-	-	-	-	50.0	-	-	-	-	-	-	3.2
IAP	-1	100.0	100.0	100.0	100.0	100.0	0.0	100.0	100.0	100.0	100.0	100.0	100.0	93.7
N		7276	1508	1599	1576	1535	1396	1294	1370	1051	1031	1205	1230	22071

\* SHOW CARD

**Table 2603 Who is responsible for the primary provision of childcare for children under school age**

[Questionnaire] People have different views on childcare for children under school age. Who do you think should primarily provide childcare?

[VAR] CHDWHO

RESPONSE	PUNCH	03-07	2008	2009	2010	2011	2012	2013	2014	2016	2018	2021	2023	TOTAL
Family members	1	-	-	-	-	-	55.7	-	-	-	-	-	-	3.5
Government agencies	2	-	-	-	-	-	29.0	-	-	-	-	-	-	1.8
Non-profit organizations	3	-	-	-	-	-	1.2	-	-	-	-	-	-	0.1
Private childcare providers	4	-	-	-	-	-	10.7	-	-	-	-	-	-	0.7
Employers	5	-	-	-	-	-	2.5	-	-	-	-	-	-	0.2
Can't choose/NA	-8	-	-	-	-	-	0.9	-	-	-	-	-	-	0.1
IAP	-1	100.0	100.0	100.0	100.0	100.0	0.0	100.0	100.0	100.0	100.0	100.0	100.0	93.7
N		7276	1508	1599	1576	1535	1396	1294	1370	1051	1031	1205	1230	22071

\* SHOW CARD

\*\*\* Keyword: Children



**Table 2604 Who should cover the costs of childcare for children under school age**

[Questionnaire] Who do you think should primarily cover the costs of childcare for children under school age?

[VAR] CHDPAY

RESPONSE	PUNCH	03-07	2008	2009	2010	2011	2012	2013	2014	2016	2018	2021	2023	TOTAL
The family	1	-	-	-	-	-	36.2	-	-	-	-	-	-	2.3
The government/public funds	2	-	-	-	-	-	57.6	-	-	-	-	-	-	3.6
The employers	3	-	-	-	-	-	6.2	-	-	-	-	-	-	0.4
IAP	-1	100.0	100.0	100.0	100.0	100.0	0.0	100.0	100.0	100.0	100.0	100.0	100.0	93.7
N		7276	1508	1599	1576	1535	1396	1294	1370	1051	1031	1205	1230	22071

\*\*\* Keyword: Children, Cost

**Table 2605 Who is responsible for the primary provision of help in everyday lives to the elderly**

[Questionnaire] Thinking about elderly people who need some help in their everyday lives, such as help with grocery shopping, cleaning the house, doing the laundry etc. Who do you think should primarily provide this help?

[VAR] OLDWHO

RESPONSE	PUNCH	03-07	2008	2009	2010	2011	2012	2013	2014	2016	2018	2021	2023	TOTAL
Family members	1	-	-	-	-	-	35.2	-	-	-	-	-	-	2.2
Government agencies	2	-	-	-	-	-	54.6	-	-	-	-	-	-	3.5
Non-profit organizations	3	-	-	-	-	-	5.9	-	-	-	-	-	-	0.4
Private providers of this kind of help	4	-	-	-	-	-	4.4	-	-	-	-	-	-	0.3
IAP	-1	100.0	100.0	100.0	100.0	100.0	0.0	100.0	100.0	100.0	100.0	100.0	100.0	93.7
N		7276	1508	1599	1576	1535	1396	1294	1370	1051	1031	1205	1230	22071

\* SHOW CARD

\*\*\* Keyword: Cleaning the House, Laundering, The Old

**Table 2606 Who should cover the costs of the help in everyday lives to the elderly**

[Questionnaire] And who do you think should primarily cover the costs of this help to these elderly people?

[VAR] OLDPAY

RESPONSE	PUNCH	03-07	2008	2009	2010	2011	2012	2013	2014	2016	2018	2021	2023	TOTAL
The elderly people themselves or their family	1	-	-	-	-	-	28.6	-	-	-	-	-	-	1.8
The government/public funds	2	-	-	-	-	-	71.4	-	-	-	-	-	-	4.5
IAP	-1	100.0	100.0	100.0	100.0	100.0	0.0	100.0	100.0	100.0	100.0	100.0	100.0	93.7
N		7276	1508	1599	1576	1535	1396	1294	1370	1051	1031	1205	1230	22071

\*\*\* Keyword: The Old, Cost

**Table 2607 Average hours of doing housework in a week**

[Questionnaire] On average, how many hours a week do you personally spend on household work, not including childcare and leisure time activities?

[VAR] CHORTM

RESPONSE	PUNCH	03-07	2008	2009	2010	2011	2012	2013	2014	2016	2018	2021	2023	TOTAL
0	0	-	-	-	-	-	8.2	-	-	-	-	-	-	0.5
1-9	1	-	-	-	-	-	47.0	-	-	-	-	-	-	3.0
10-19	2	-	-	-	-	-	19.9	-	-	-	-	-	-	1.3
20-29	3	-	-	-	-	-	14.5	-	-	-	-	-	-	0.9
30-39	4	-	-	-	-	-	4.7	-	-	-	-	-	-	0.3
40-49	5	-	-	-	-	-	2.8	-	-	-	-	-	-	0.2
50-59	6	-	-	-	-	-	1.4	-	-	-	-	-	-	0.1
60-69	7	-	-	-	-	-	0.5	-	-	-	-	-	-	0.0
70-79	8	-	-	-	-	-	1.1	-	-	-	-	-	-	0.1
IAP	-1	100.0	100.0	100.0	100.0	100.0	0.0	100.0	100.0	100.0	100.0	100.0	100.0	93.7
N		7276	1508	1599	1576	1535	1396	1294	1370	1051	1031	1205	1230	22071

\*\*\* Keyword: Job, Leisure, Children

**Table 2608 Average hours of looking after family members in a week**

[Questionnaire] On average, how many hours a week do you spend looking after family members (e.g. children, elderly, ill or disabled family members)?

[VAR] CARETM

RESPONSE	PUNCH	03-07	2008	2009	2010	2011	2012	2013	2014	2016	2018	2021	2023	TOTAL
0	0	-	-	-	-	-	37.3	-	-	-	-	-	-	2.4
1-9	1	-	-	-	-	-	31.5	-	-	-	-	-	-	2.0
10-19	2	-	-	-	-	-	13.9	-	-	-	-	-	-	0.9
20-29	3	-	-	-	-	-	6.9	-	-	-	-	-	-	0.4
30-39	4	-	-	-	-	-	2.7	-	-	-	-	-	-	0.2
40-49	5	-	-	-	-	-	3.4	-	-	-	-	-	-	0.2
50-59	6	-	-	-	-	-	1.2	-	-	-	-	-	-	0.1
60-69	7	-	-	-	-	-	0.5	-	-	-	-	-	-	0.0
70-79	8	-	-	-	-	-	1.0	-	-	-	-	-	-	0.1
80 or over	9	-	-	-	-	-	1.5	-	-	-	-	-	-	0.1
Can't choose/NA	-8	-	-	-	-	-	0.1	-	-	-	-	-	-	0.0
IAP	-1	100.0	100.0	100.0	100.0	100.0	0.0	100.0	100.0	100.0	100.0	100.0	100.0	93.7
N		7276	1508	1599	1576	1535	1396	1294	1370	1051	1031	1205	1230	22071

\*\*\* Keyword: Children, The Old, Family Members, Disease, Barrier



**Table 2609 (If R has a spouse) period of time R has been living with the spouse (year)**

[Questionnaire] How long have you been living with your spouse/partner?

[VAR] SPLONG

RESPONSE	PUNCH	03-07	2008	2009	2010	2011	2012	2013	2014	2016	2018	2021	2023	TOTAL
0	0	-	-	-	-	-	0.6	-	-	-	-	-	-	0.0
1-9	1	-	-	-	-	-	12.5	-	-	-	-	-	-	0.8
10-19	2	-	-	-	-	-	13.3	-	-	-	-	-	-	0.8
20-29	3	-	-	-	-	-	14.1	-	-	-	-	-	-	0.9
30-39	4	-	-	-	-	-	10.0	-	-	-	-	-	-	0.6
40-49	5	-	-	-	-	-	5.9	-	-	-	-	-	-	0.4
50-59	6	-	-	-	-	-	2.7	-	-	-	-	-	-	0.2
60-69	7	-	-	-	-	-	1.0	-	-	-	-	-	-	0.1
70-79	8	-	-	-	-	-	0.1	-	-	-	-	-	-	0.0
Can't choose/NA	-8	-	-	-	-	-	2.5	-	-	-	-	-	-	0.2
IAP	-1	100.0	100.0	100.0	100.0	100.0	37.3	100.0	100.0	100.0	100.0	100.0	100.0	96.0
N		7276	1508	1599	1576	1535	1396	1294	1370	1051	1031	1205	1230	22071

**Table 2610 (If R has a spouse) Spouse's average hours of doing housework in a week**

[Questionnaire] And what about your spouse/partner? On average, how many hours a week does he/she spend on household work, not including childcare and leisure time activities?

[VAR] SPCHORTM

RESPONSE	PUNCH	03-07	2008	2009	2010	2011	2012	2013	2014	2016	2018	2021	2023	TOTAL
0	0	-	-	-	-	-	9.0	-	-	-	-	-	-	0.6
1-9	1	-	-	-	-	-	20.9	-	-	-	-	-	-	1.3
10-19	2	-	-	-	-	-	10.8	-	-	-	-	-	-	0.7
20-29	3	-	-	-	-	-	9.7	-	-	-	-	-	-	0.6
30-39	4	-	-	-	-	-	5.1	-	-	-	-	-	-	0.3
40-49	5	-	-	-	-	-	2.2	-	-	-	-	-	-	0.1
50-59	6	-	-	-	-	-	1.3	-	-	-	-	-	-	0.1
60-69	7	-	-	-	-	-	0.3	-	-	-	-	-	-	0.0
70-79	8	-	-	-	-	-	0.6	-	-	-	-	-	-	0.0
80 or over	9	-	-	-	-	-	0.3	-	-	-	-	-	-	0.0
Can't choose/NA	-8	-	-	-	-	-	2.5	-	-	-	-	-	-	0.2
IAP	-1	100.0	100.0	100.0	100.0	100.0	37.3	100.0	100.0	100.0	100.0	100.0	100.0	96.0
N		7276	1508	1599	1576	1535	1396	1294	1370	1051	1031	1205	1230	22071

\*\*\* Keyword: Job, Leisure, Children

**Table 2611 (If R has a spouse) Spouse's average hours of looking after family members in a week**

[Questionnaire] And on average, how many hours a week does he/she spend looking after family members (e.g. children, elderly, ill or disabled family members)?

[VAR] SPCARETM

RESPONSE	PUNCH	03-07	2008	2009	2010	2011	2012	2013	2014	2016	2018	2021	2023	TOTAL
0	0	-	-	-	-	-	19.9	-	-	-	-	-	-	1.3
1-9	1	-	-	-	-	-	17.0	-	-	-	-	-	-	1.1
10-19	2	-	-	-	-	-	9.4	-	-	-	-	-	-	0.6
20-29	3	-	-	-	-	-	6.7	-	-	-	-	-	-	0.4
30-39	4	-	-	-	-	-	2.7	-	-	-	-	-	-	0.2
40-49	5	-	-	-	-	-	1.5	-	-	-	-	-	-	0.1
50-59	6	-	-	-	-	-	1.3	-	-	-	-	-	-	0.1
60-69	7	-	-	-	-	-	0.4	-	-	-	-	-	-	0.0
70-79	8	-	-	-	-	-	0.9	-	-	-	-	-	-	0.1
80 or over	9	-	-	-	-	-	0.4	-	-	-	-	-	-	0.0
Can't choose/NA	-8	-	-	-	-	-	2.5	-	-	-	-	-	-	0.2
IAP	-1	100.0	100.0	100.0	100.0	100.0	37.3	100.0	100.0	100.0	100.0	100.0	100.0	96.0
N		7276	1508	1599	1576	1535	1396	1294	1370	1051	1031	1205	1230	22071

\*\*\* Keyword: Children, The Old, Family Members, Disease, Barrier

**Table 2612 (If R has a spouse) Way of organizing the income of R and Spouse**

[Questionnaire] How do you and your spouse/partner organize the income that one or both of you receive? Please choose the option that comes closest

[VAR] CJINCMA

RESPONSE	PUNCH	03-07	2008	2009	2010	2011	2012	2013	2014	2016	2018	2021	2023	TOTAL
I manage all the money and give mv spouse/partner his/her share	1	-	-	-	-	-	22.9	-	-	-	-	-	-	1.4
My spouse/partner manages all the money and gives me mv share	2	-	-	-	-	-	23.4	-	-	-	-	-	-	1.5
We pool all the money and each take out what we need	3	-	-	-	-	-	8.1	-	-	-	-	-	-	0.5
We pool some of the money and keep the rest separate	4	-	-	-	-	-	1.9	-	-	-	-	-	-	0.1
We each keep our own money separate	5	-	-	-	-	-	3.8	-	-	-	-	-	-	0.2
Can't choose/NA	-8	-	-	-	-	-	2.5	-	-	-	-	-	-	0.2
IAP	-1	100.0	100.0	100.0	100.0	100.0	37.3	100.0	100.0	100.0	100.0	100.0	100.0	96.0
N		7276	1508	1599	1576	1535	1396	1294	1370	1051	1031	1205	1230	22071

\* SHOW CARD



**Table 2613 (If R has a spouse) person who is responsible for the laundry**

[Questionnaire] In your household who does the following things?... Does the laundry

[VAR] LAUNDRY

RESPONSE	PUNCH	03-07	2008	2009	2010	2011	2012	2013	2014	2016	2018	2021	2023	TOTAL
Always me	1	-	-	18.6	-	-	21.0	-	-	-	-	-	-	2.7
Usually me	2	-	-	12.8	-	-	9.0	-	-	-	-	-	-	1.5
About equal or both together	3	-	-	5.3	-	-	5.2	-	-	-	-	-	-	0.7
Usually my spouse/partner	4	-	-	11.9	-	-	9.6	-	-	-	-	-	-	1.5
Always my spouse/partner	5	-	-	16.3	-	-	13.5	-	-	-	-	-	-	2.0
Is done by a third person	6	-	-	1.8	-	-	1.9	-	-	-	-	-	-	0.2
Other(s) not my family member(2009)	7	-	-	0.4	-	-	0.0	-	-	-	-	-	-	0.0
Can't choose/NA	-8	-	-	0.2	-	-	2.5	-	-	-	-	-	-	0.2
IAP	-1	100.0	100.0	32.8	100.0	100.0	37.3	100.0	100.0	100.0	100.0	100.0	100.0	91.2
N		7276	1508	1599	1576	1535	1396	1294	1370	1051	1031	1205	1230	22071

\* SHOW CARD

\*\* 2009 Questionnaire: (IF HAS A SPOUSE) Who mainly do the following familial items?... Do the laundry

\*\* 2009 RESPONSE: Always I, Usually I, Equally between me and spouse, Usually my spouse, Always my spouse, Other family member(s), Other(s) not family member

\*\*\* Keyword: Job, Laundering

**Table 2614 (If R has a spouse) person who makes the small repairs around the house**

[Questionnaire] In your household who does the following things?... Makes small repairs around the house

[VAR] MAINTENANCE

RESPONSE	PUNCH	03-07	2008	2009	2010	2011	2012	2013	2014	2016	2018	2021	2023	TOTAL
Always me	1	-	-	-	-	-	14.9	-	-	-	-	-	-	0.9
Usually me	2	-	-	-	-	-	13.8	-	-	-	-	-	-	0.9
About equal or both together	3	-	-	-	-	-	4.9	-	-	-	-	-	-	0.3
Usually my spouse/partner	4	-	-	-	-	-	13.7	-	-	-	-	-	-	0.9
Always my spouse/partner	5	-	-	-	-	-	10.9	-	-	-	-	-	-	0.7
Is done by a third person	6	-	-	-	-	-	1.9	-	-	-	-	-	-	0.1
Can't choose/NA	-8	-	-	-	-	-	2.6	-	-	-	-	-	-	0.2
IAP	-1	100.0	100.0	100.0	100.0	100.0	37.3	100.0	100.0	100.0	100.0	100.0	100.0	96.0
N		7276	1508	1599	1576	1535	1396	1294	1370	1051	1031	1205	1230	22071

\* SHOW CARD

\*\*\* Keyword: Job

**Table 2615 (If R has a spouse) person who takes care for sick family members**

[Questionnaire] In your household who does the following things?... Cares for sick family member

[VAR] SICKCARE

RESPONSE	PUNCH	03-07	2008	2009	2010	2011	2012	2013	2014	2016	2018	2021	2023	TOTAL
Always me	1	-	-	-	-	-	12.3	-	-	-	-	-	-	0.8
Usually me	2	-	-	-	-	-	9.7	-	-	-	-	-	-	0.6
About equal or both together	3	-	-	-	-	-	17.3	-	-	-	-	-	-	1.1
Usually my spouse/partner	4	-	-	-	-	-	9.0	-	-	-	-	-	-	0.6
Always my spouse/partner	5	-	-	-	-	-	5.6	-	-	-	-	-	-	0.4
Is done by a third person	6	-	-	-	-	-	1.6	-	-	-	-	-	-	0.1
Can't choose/NA	-8	-	-	-	-	-	7.2	-	-	-	-	-	-	0.5
IAP	-1	100.0	100.0	100.0	100.0	100.0	37.3	100.0	100.0	100.0	100.0	100.0	100.0	96.0
N		7276	1508	1599	1576	1535	1396	1294	1370	1051	1031	1205	1230	22071

\* SHOW CARD

\*\*\* Keyword: Job, Family Members

**Table 2616 (If R has a spouse) person who does the grocery shopping**

[Questionnaire] In your household who does the following things?... Shops for groceries

[VAR] SHOPPING

RESPONSE	PUNCH	03-07	2008	2009	2010	2011	2012	2013	2014	2016	2018	2021	2023	TOTAL
Always me	1	-	-	-	-	-	13.0	-	-	-	-	-	-	0.8
Usually me	2	-	-	-	-	-	11.2	-	-	-	-	-	-	0.7
About equal or both together	3	-	-	-	-	-	17.0	-	-	-	-	-	-	1.1
Usually my spouse/partner	4	-	-	-	-	-	9.2	-	-	-	-	-	-	0.6
Always my spouse/partner	5	-	-	-	-	-	8.3	-	-	-	-	-	-	0.5
Is done by a third person	6	-	-	-	-	-	1.4	-	-	-	-	-	-	0.1
Can't choose/NA	-8	-	-	-	-	-	2.5	-	-	-	-	-	-	0.2
IAP	-1	100.0	100.0	100.0	100.0	100.0	37.3	100.0	100.0	100.0	100.0	100.0	100.0	96.0
N		7276	1508	1599	1576	1535	1396	1294	1370	1051	1031	1205	1230	22071

\* SHOW CARD

\*\*\* Keyword: Job

**Table 2617 (If R has a spouse) person who cleans the house**

[Questionnaire] In your household who does the following things?... Does the household cleaning

[VAR] CLEANING

RESPONSE	PUNCH	03-07	2008	2009	2010	2011	2012	2013	2014	2016	2018	2021	2023	TOTAL
Always me	1	-	-	16.3	-	-	15.0	-	-	-	-	-	-	2.1
Usually me	2	-	-	14.3	-	-	11.8	-	-	-	-	-	-	1.8
About equal or both together	3	-	-	10.4	-	-	11.5	-	-	-	-	-	-	1.5
Usually my spouse/partner	4	-	-	13.1	-	-	11.2	-	-	-	-	-	-	1.7
Always my spouse/partner	5	-	-	10.3	-	-	8.5	-	-	-	-	-	-	1.3
Is done by a third person	6	-	-	1.9	-	-	2.0	-	-	-	-	-	-	0.3
Other(s) not my family member(2009)	7	-	-	0.7	-	-	0.0	-	-	-	-	-	-	0.0
Can't choose/NA	-8	-	-	0.2	-	-	2.5	-	-	-	-	-	-	0.2
IAP	-1	100.0	100.0	32.8	100.0	100.0	37.3	100.0	100.0	100.0	100.0	100.0	100.0	91.2
N		7276	1508	1599	1576	1535	1396	1294	1370	1051	1031	1205	1230	22071

\* SHOW CARD

\*\* 2009 Questionnaire: (IF HAS A SPOUSE) Who mainly do the following familial items?... Clean the house

\*\* 2009 RESPONSE: Always I, Usually I, Equally between me and spouse, Usually my spouse, Always my spouse, Other family member(s), Other(s) not family member

\*\*\* Keyword: Job, Cleaning the House



**Table 2618 (if R has a spouse) person who prepares the meal**

[Questionnaire] In your household who does the following things?... Prepares the meal

[VAR] DINNER1

RESPONSE	PUNCH	03-07	2008	2009	2010	2011	2012	2013	2014	2016	2018	2021	2023	TOTAL
Always me	1	-	-	-	-	-	19.5	-	-	-	-	-	-	1.2
Usually me	2	-	-	-	-	-	10.3	-	-	-	-	-	-	0.7
About equal or both together	3	-	-	-	-	-	5.4	-	-	-	-	-	-	0.3
Usually my spouse/partner	4	-	-	-	-	-	10.5	-	-	-	-	-	-	0.7
Always my spouse/partner	5	-	-	-	-	-	12.5	-	-	-	-	-	-	0.8
Is done by a third person	6	-	-	-	-	-	1.9	-	-	-	-	-	-	0.1
Can't choose/NA	-8	-	-	-	-	-	2.5	-	-	-	-	-	-	0.2
IAP	-1	100.0	100.0	100.0	100.0	100.0	37.3	100.0	100.0	100.0	100.0	100.0	100.0	96.0
N		7276	1508	1599	1576	1535	1396	1294	1370	1051	1031	1205	1230	22071

\* SHOW CARD

\*\*\* Keyword: Job, Meal

**Table 2619 (If R has a spouse) Way of sharing the household work**

[Questionnaire] Which of the following best applies to the sharing of household work between you and your spouse/partner?

[VAR] CJCHORDV

RESPONSE	PUNCH	03-07	2008	2009	2010	2011	2012	2013	2014	2016	2018	2021	2023	TOTAL
I do much more than my fair share of the household work	1	-	-	-	-	-	13.7	-	-	-	-	-	-	0.9
I do a bit more than my fair share of the household work	2	-	-	-	-	-	8.0	-	-	-	-	-	-	0.5
I do roughly my fair share of the household work	3	-	-	-	-	-	20.3	-	-	-	-	-	-	1.3
I do a bit less than my fair share of the household work	4	-	-	-	-	-	9.4	-	-	-	-	-	-	0.6
I do much less than my fair share of the household work	5	-	-	-	-	-	8.8	-	-	-	-	-	-	0.6
Can't choose/NA	-8	-	-	-	-	-	2.5	-	-	-	-	-	-	0.2
IAP	-1	100.0	100.0	100.0	100.0	100.0	37.3	100.0	100.0	100.0	100.0	100.0	100.0	96.0
N		7276	1508	1599	1576	1535	1396	1294	1370	1051	1031	1205	1230	22071

**Table 2620 (If R has a spouse) person who makes decisions about choosing shared weekend activity**

[Questionnaire] When you and your spouse/partner make decisions about choosing shared weekend activities, who has the final say?

[VAR] CJWKEND

RESPONSE	PUNCH	03-07	2008	2009	2010	2011	2012	2013	2014	2016	2018	2021	2023	TOTAL
Mostly me	1	-	-	-	-	-	15.6	-	-	-	-	-	-	1.0
Mostly my spouse/partner	2	-	-	-	-	-	13.7	-	-	-	-	-	-	0.9
Sometimes me/sometimes my spouse/partner	3	-	-	-	-	-	18.2	-	-	-	-	-	-	1.2
We decide together	4	-	-	-	-	-	12.0	-	-	-	-	-	-	0.8
Someone else	5	-	-	-	-	-	0.6	-	-	-	-	-	-	0.0
Can't choose/NA	-8	-	-	-	-	-	2.5	-	-	-	-	-	-	0.2
IAP	-1	100.0	100.0	100.0	100.0	100.0	37.3	100.0	100.0	100.0	100.0	100.0	100.0	96.0
N		7276	1508	1599	1576	1535	1396	1294	1370	1051	1031	1205	1230	22071

\* SHOW CARD

\*\*\* Keyword: Decision

**Table 2621 (If R has a spouse) person who has higher income**

[Questionnaire] Considering all sources of income, between you and your spouse/partner, who has the higher income?

[VAR] CJINCOM

RESPONSE	PUNCH	03-07	2008	2009	2010	2011	2012	2013	2014	2016	2018	2021	2023	TOTAL
My spouse/partner has no income	1	-	-	-	-	-	9.4	-	-	-	-	-	-	0.6
I have a much higher income	2	-	-	-	-	-	11.0	-	-	-	-	-	-	0.7
I have a higher income	3	-	-	-	-	-	4.9	-	-	-	-	-	-	0.3
We have about the same income	4	-	-	-	-	-	9.5	-	-	-	-	-	-	0.6
My spouse/partner has a higher income	5	-	-	-	-	-	6.2	-	-	-	-	-	-	0.4
My spouse/partner has a much higher income	6	-	-	-	-	-	8.5	-	-	-	-	-	-	0.5
I have no income	7	-	-	-	-	-	10.6	-	-	-	-	-	-	0.7
Can't choose/NA	-8	-	-	-	-	-	2.5	-	-	-	-	-	-	0.2
IAP	-1	100.0	100.0	100.0	100.0	100.0	37.3	100.0	100.0	100.0	100.0	100.0	100.0	96.0
N		7276	1508	1599	1576	1535	1396	1294	1370	1051	1031	1205	1230	22071

\* SHOW CARD

**Table 2622 Frequency of work-family conflicts: I have come home from work too tired to do the chores which need to be done**

[Questionnaire] How often has each of the following happened to you during the past three months?... I have come home from work too tired to do the chores which need to be done

[VAR] WOKFAM1

RESPONSE	PUNCH	03-07	2008	2009	2010	2011	2012	2013	2014	2016	2018	2021	2023	TOTAL
Several times a week	1	-	-	-	-	-	15.8	-	-	-	-	-	-	1.0
Several times a month	2	-	-	-	-	-	12.2	-	-	-	-	-	-	0.8
Once or twice	3	-	-	-	-	-	19.4	-	-	-	-	-	-	1.2
Never	4	-	-	-	-	-	14.1	-	-	-	-	-	-	0.9
IAP(Doesn't apply/no job)	-1	100.0	100.0	100.0	100.0	100.0	38.5	100.0	100.0	100.0	100.0	100.0	100.0	96.1
N		7276	1508	1599	1576	1535	1396	1294	1370	1051	1031	1205	1230	22071

\* SHOW CARD

\*\*\* Keyword: Workplace, Job, Fatigue



**Table 2623 Frequency of work-family conflicts: It has been difficult for me to fulfill my family responsibilities because of the amount of time I spent on my job**

[Questionnaire] How often has each of the following happened to you during the past three months?... It has been difficult for me to fulfill my family responsibilities because of the amount of time I spent on my job

[VAR] WOKFAM2

RESPONSE	PUNCH	03-07	2008	2009	2010	2011	2012	2013	2014	2016	2018	2021	2023	TOTAL
Several times a week	1	-	-	-	-	-	9.8	-	-	-	-	-	-	0.6
Several times a month	2	-	-	-	-	-	11.9	-	-	-	-	-	-	0.8
Once or twice	3	-	-	-	-	-	18.7	-	-	-	-	-	-	1.2
Never	4	-	-	-	-	-	21.1	-	-	-	-	-	-	1.3
IAP(Doesn't apply/no job)	-1	100.0	100.0	100.0	100.0	100.0	38.5	100.0	100.0	100.0	100.0	100.0	100.0	96.1
N		7276	1508	1599	1576	1535	1396	1294	1370	1051	1031	1205	1230	22071

\* SHOW CARD

\*\*\* Keyword: Workplace, Job

**Table 2624 Frequency of work-family conflicts: I have arrived at work too tired to function well because of the household work I had done**

[Questionnaire] How often has each of the following happened to you during the past three months?... I have arrived at work too tired to function well because of the household work I had done

[VAR] WOKFAM3

RESPONSE	PUNCH	03-07	2008	2009	2010	2011	2012	2013	2014	2016	2018	2021	2023	TOTAL
Several times a week	1	-	-	-	-	-	3.2	-	-	-	-	-	-	0.2
Several times a month	2	-	-	-	-	-	6.4	-	-	-	-	-	-	0.4
Once or twice	3	-	-	-	-	-	13.6	-	-	-	-	-	-	0.9
Never	4	-	-	-	-	-	38.4	-	-	-	-	-	-	2.4
IAP(Doesn't apply/no job)	-1	100.0	100.0	100.0	100.0	100.0	38.5	100.0	100.0	100.0	100.0	100.0	100.0	96.1
N		7276	1508	1599	1576	1535	1396	1294	1370	1051	1031	1205	1230	22071

\* SHOW CARD

\*\*\* Keyword: Job, Fatigue, Workplace

**Table 2625 Frequency of work-family conflicts: I have found it difficult to concentrate at work because of my family responsibilities**

[Questionnaire] How often has each of the following happened to you during the past three months?... I have found it difficult to concentrate at work because of my family responsibilities

[VAR] WOKFAM4

RESPONSE	PUNCH	03-07	2008	2009	2010	2011	2012	2013	2014	2016	2018	2021	2023	TOTAL
Several times a week	1	-	-	-	-	-	1.9	-	-	-	-	-	-	0.1
Several times a month	2	-	-	-	-	-	5.7	-	-	-	-	-	-	0.4
Once or twice	3	-	-	-	-	-	17.1	-	-	-	-	-	-	1.1
Never	4	-	-	-	-	-	36.8	-	-	-	-	-	-	2.3
IAP	-1	100.0	100.0	100.0	100.0	100.0	38.5	100.0	100.0	100.0	100.0	100.0	100.0	96.1
N		7276	1508	1599	1576	1535	1396	1294	1370	1051	1031	1205	1230	22071

\* SHOW CARD

\*\*\* Keyword: Workplace, Job

**Table 2626 General satisfaction with the family life**

[Questionnaire] All things considered, how satisfied are you with your family life?

[VAR] FAMSAT

RESPONSE	PUNCH	03-07	2008	2009	2010	2011	2012	2013	2014	2016	2018	2021	2023	TOTAL
Completely satisfied	1	-	-	-	-	-	11.8	-	-	-	-	-	-	0.7
Very satisfied	2	-	-	-	-	-	19.9	-	-	-	-	-	-	1.3
Fairly satisfied	3	-	-	-	-	-	39.2	-	-	-	-	-	-	2.5
Neither satisfied nor dissatisfied	4	-	-	-	-	-	19.5	-	-	-	-	-	-	1.2
Fairly dissatisfied	5	-	-	-	-	-	7.7	-	-	-	-	-	-	0.5
Very dissatisfied	6	-	-	-	-	-	1.3	-	-	-	-	-	-	0.1
Completely dissatisfied	7	-	-	-	-	-	0.6	-	-	-	-	-	-	0.0
IAP	-1	100.0	100.0	100.0	100.0	100.0	0.0	100.0	100.0	100.0	100.0	100.0	100.0	93.7
N		7276	1508	1599	1576	1535	1396	1294	1370	1051	1031	1205	1230	22071

\* SHOW CARD

\*\*\* Keyword: Family, Satisfaction

**Table 2627 Whether R's mother worked for a pay more than a year before R turned 14**

[Questionnaire] Did your mother ever work for pay for as long as one year, after you were born and before you were 14?

[VAR] MAWK

RESPONSE	PUNCH	03-07	2008	2009	2010	2011	2012	2013	2014	2016	2018	2021	2023	TOTAL
Yes, she worked for pay	1	-	-	-	-	-	54.5	-	-	-	-	-	-	3.4
No	2	-	-	-	-	-	36.6	-	-	-	-	-	-	2.3
Can't choose/NA	-8	-	-	-	-	-	8.9	-	-	-	-	-	-	0.6
IAP	-1	100.0	100.0	100.0	100.0	100.0	0.0	100.0	100.0	100.0	100.0	100.0	100.0	93.7
N		7276	1508	1599	1576	1535	1396	1294	1370	1051	1031	1205	1230	22071

\*\*\* Keyword: Job



**Table 2628 R's working status when a child was under school age**

[Questionnaire] Did you work outside the home full-time, part-time, or not at all... When a child was under school age?

[VAR] RWKCHL1

RESPONSE	PUNCH	03-07	2008	2009	2010	2011	2012	2013	2014	2016	2018	2021	2023	TOTAL
Worked full-time	1	-	-	-	-	-	42.7	-	-	-	-	-	-	2.7
Worked part-time	2	-	-	-	-	-	8.7	-	-	-	-	-	-	0.6
Stayed at home	3	-	-	-	-	-	17.3	-	-	-	-	-	-	1.1
Can't choose/NA	-8	-	-	-	-	-	0.9	-	-	-	-	-	-	0.1
IAP	-1	100.0	100.0	100.0	100.0	100.0	30.4	100.0	100.0	100.0	100.0	100.0	100.0	95.6
N		7276	1508	1599	1576	1535	1396	1294	1370	1051	1031	1205	1230	22071

\* SHOW CARD

\*\*\* Keyword: Part-time Employment, Children

**Table 2629 R's working status after the youngest child started school**

[Questionnaire] Did you work outside the home full-time, part-time, or not at all... After the youngest child started school?

[VAR] RWKCHL2

RESPONSE	PUNCH	03-07	2008	2009	2010	2011	2012	2013	2014	2016	2018	2021	2023	TOTAL
Worked full-time	1	-	-	-	-	-	39.7	-	-	-	-	-	-	2.5
Worked part-time	2	-	-	-	-	-	9.6	-	-	-	-	-	-	0.6
Stayed at home	3	-	-	-	-	-	10.8	-	-	-	-	-	-	0.7
Can't choose/NA	-8	-	-	-	-	-	9.5	-	-	-	-	-	-	0.6
IAP	-1	100.0	100.0	100.0	100.0	100.0	30.4	100.0	100.0	100.0	100.0	100.0	100.0	95.6
N		7276	1508	1599	1576	1535	1396	1294	1370	1051	1031	1205	1230	22071

\* SHOW CARD

\*\*\* Keyword: Part-time Employment

**Table 2630 Spouse's working status when a child was under school age**

[Questionnaire] What about your spouse/partner at that time -- did he or she work outside the home full-time, part-time, or not at all... When a child was under school age?

[VAR] SPWKCHL1

RESPONSE	PUNCH	03-07	2008	2009	2010	2011	2012	2013	2014	2016	2018	2021	2023	TOTAL
Worked full-time	1	-	-	-	-	-	44.4	-	-	-	-	-	-	2.8
Worked part-time	2	-	-	-	-	-	6.7	-	-	-	-	-	-	0.4
Stayed at home	3	-	-	-	-	-	16.7	-	-	-	-	-	-	1.1
Can't choose/NA	-8	-	-	-	-	-	1.8	-	-	-	-	-	-	0.1
IAP	-1	100.0	100.0	100.0	100.0	100.0	30.4	100.0	100.0	100.0	100.0	100.0	100.0	95.6
N		7276	1508	1599	1576	1535	1396	1294	1370	1051	1031	1205	1230	22071

\* SHOW CARD

\*\*\* Keyword: Part-time Employment, Children

**Table 2631 Spouse's working status after the youngest child started school**

[Questionnaire] What about your spouse/partner at that time -- did he or she work outside the home full-time, part-time, or not at all... After the youngest child started school?

[VAR] SPWKCHL2

RESPONSE	PUNCH	03-07	2008	2009	2010	2011	2012	2013	2014	2016	2018	2021	2023	TOTAL
Worked full-time	1	-	-	-	-	-	40.5	-	-	-	-	-	-	2.6
Worked part-time	2	-	-	-	-	-	6.7	-	-	-	-	-	-	0.4
Stayed at home	3	-	-	-	-	-	12.0	-	-	-	-	-	-	0.8
Can't choose/NA	-8	-	-	-	-	-	10.5	-	-	-	-	-	-	0.7
IAP	-1	100.0	100.0	100.0	100.0	100.0	30.4	100.0	100.0	100.0	100.0	100.0	100.0	95.6
N		7276	1508	1599	1576	1535	1396	1294	1370	1051	1031	1205	1230	22071

\* SHOW CARD

\*\*\* Keyword: Part-time Employment

**Table 2632 Main decision-maker about bring up the children between R and the spouse**

[Questionnaire] Who usually makes/made the decisions about how to bring up your children?

[VAR] CONJCHL

RESPONSE	PUNCH	03-07	2008	2009	2010	2011	2012	2013	2014	2016	2018	2021	2023	TOTAL
Mostly me	1	-	-	-	-	-	23.4	-	-	-	-	-	-	1.5
Mostly my spouse/partner	2	-	-	-	-	-	13.5	-	-	-	-	-	-	0.9
Sometimes me/sometimes my spouse/partner	3	-	-	-	-	-	9.0	-	-	-	-	-	-	0.6
We decide together/decided together	4	-	-	-	-	-	22.7	-	-	-	-	-	-	1.4
Someone else	5	-	-	-	-	-	0.9	-	-	-	-	-	-	0.1
IAP	-1	100.0	100.0	100.0	100.0	100.0	30.4	100.0	100.0	100.0	100.0	100.0	100.0	95.6
N		7276	1508	1599	1576	1535	1396	1294	1370	1051	1031	1205	1230	22071

\* SHOW CARD

\*\*\* Keyword: Children, Decision

**Table 2633 Agree or disagree: You need to marry no matter what**

[Questionnaire] To what extent do you agree or disagree with each of the following statements?... You need to marry no matter what

[VAR] MARMUST

RESPONSE	PUNCH	03-07	2008	2009	2010	2011	2012	2013	2014	2016	2018	2021	2023	TOTAL
Strongly Agree	1	-	-	-	-	-	-	-	-	15.0	-	-	-	0.7
Somewhat agree	2	-	-	-	-	-	-	-	-	25.0	-	-	-	1.2
Neither Agree nor Disagree	3	-	-	-	-	-	-	-	-	29.9	-	-	-	1.4
Somewhat disagree	4	-	-	-	-	-	-	-	-	20.1	-	-	-	1.0
Strongly disagree	5	-	-	-	-	-	-	-	-	10.0	-	-	-	0.5
Can't choose/NA	-8	-	-	-	-	-	-	-	-	0.1	-	-	-	0.0
IAP	-1	100.0	100.0	100.0	100.0	100.0	100.0	100.0	100.0	0.0	100.0	100.0	100.0	95.2
N		7276	1508	1599	1576	1535	1396	1294	1370	1051	1031	1205	1230	22071

\* SHOW CARD

\*\*\* Keyword: Marriage



# EASS 2006/2016 Family

**Table 2633 Preference for the gender of a child**

[Questionnaire] If you were to have only one child, would you prefer a boy or a girl?

[VAR] APPCCSXB

RESPONSE	PUNCH	03-07	2008	2009	2010	2011	2012	2013	2014	2016	2018	2021	2023	TOTAL
A boy	1	15.9	43.2	-	-	-	30.3	28.7	27.6	-	-	-	-	13.5
A girl	2	13.1	39.9	-	-	-	46.9	47.4	45.1	-	-	-	-	15.6
NO PREFERENCE	3	10.7	16.3	-	-	-	22.8	23.3	27.3	-	-	-	-	9.1
DK/NA	-8	0.4	0.6	-	-	-	0.0	0.5	0.0	-	-	-	-	0.2
IAP	-1	59.9	0.0	100.0	100.0	100.0	0.0	0.0	0.0	100.0	100.0	100.0	100.0	61.6
N		7276	1508	1599	1576	1535	1396	1294	1370	1051	1031	1205	1230	22071

\*\* 2004년 RESPONSE: A boy, A girl, DOESN'T MATTER

\*\*\* Keyword: Children

**Table 2634 Desirability of three generations sharing a home**

[Questionnaire] Do you think it desirable for three generations (older people, their married children, and grandchildren) to share a home?

[VAR] THRGEN

RESPONSE	PUNCH	03-07	2008	2009	2010	2011	2012	2013	2014	2016	2018	2021	2023	TOTAL
Desirable	1	12.5	61.0	-	-	-	-	-	-	-	-	-	-	8.3
Undesirable	2	8.6	35.6	-	-	-	-	-	-	-	-	-	-	5.3
DK/NA	-8	0.9	3.4	-	-	-	-	-	-	-	-	-	-	0.5
IAP	-1	78.0	0.0	100.0	100.0	100.0	100.0	100.0	100.0	100.0	100.0	100.0	100.0	85.9
N		7276	1508	1599	1576	1535	1396	1294	1370	1051	1031	1205	1230	22071

\*\*\* Keyword: Elderly Parents, Children

**Table 2635 Ideal number of children**

[Questionnaire] What do you think is the ideal number of children for a family to have?

[VAR] IDLCHDN14

RESPONSE	PUNCH	03-07	2008	2009	2010	2011	2012	2013	2014	2016	2018	2021	2023	TOTAL
None	1	-	-	-	-	-	-	-	0.9	-	-	-	-	0.1
One	2	-	-	-	-	-	-	-	4.4	-	-	-	-	0.3
Two	3	-	-	-	-	-	-	-	52.1	-	-	-	-	3.2
Three	4	-	-	-	-	-	-	-	28.2	-	-	-	-	1.7
Four	5	-	-	-	-	-	-	-	10.9	-	-	-	-	0.7
Five or more	6	-	-	-	-	-	-	-	3.4	-	-	-	-	0.2
IAP	-1	100.0	100.0	100.0	100.0	100.0	100.0	100.0	0.0	100.0	100.0	100.0	100.0	93.8
N		7276	1508	1599	1576	1535	1396	1294	1370	1051	1031	1205	1230	22071

\*\*\* Keyword: Children, Family Members

**Table 2636 Number of older brothers (including the deceased)**

[Questionnaire] How many brothers and sisters do you have? Please include those who are deceased... Older brothers

[VAR] SIBNO1

RESPONSE	PUNCH	03-07	2008	2009	2010	2011	2012	2013	2014	2016	2018	2021	2023	TOTAL
None	0	11.2	-	-	-	-	-	-	-	54.9	-	-	-	6.3
One	1	6.2	-	-	-	-	-	-	-	28.4	-	-	-	3.4
Two	2	2.7	-	-	-	-	-	-	-	10.1	-	-	-	1.4
Three	3	1.4	-	-	-	-	-	-	-	3.3	-	-	-	0.6
Four	4	0.5	-	-	-	-	-	-	-	1.8	-	-	-	0.2
Five	5	0.1	-	-	-	-	-	-	-	0.9	-	-	-	0.1
Six	6	0.0	-	-	-	-	-	-	-	0.4	-	-	-	0.0
Seven	7	0.0	-	-	-	-	-	-	-	0.1	-	-	-	0.0
Nine	9	0.0	-	-	-	-	-	-	-	0.0	-	-	-	0.0
DK/NA	-8	0.0	-	-	-	-	-	-	-	0.1	-	-	-	0.0
IAP	-1	78.0	100.0	100.0	100.0	100.0	100.0	100.0	100.0	0.0	100.0	100.0	100.0	88.0
N		7276	1508	1599	1576	1535	1396	1294	1370	1051	1031	1205	1230	22071

**Table 2637 Number of older sisters (including the deceased)**

[Questionnaire] How many brothers and sisters do you have? Please include those who are deceased... Older sisters

[VAR] SIBNO2

RESPONSE	PUNCH	03-07	2008	2009	2010	2011	2012	2013	2014	2016	2018	2021	2023	TOTAL
None	0	10.7	-	-	-	-	-	-	-	51.0	-	-	-	5.9
One	1	5.8	-	-	-	-	-	-	-	30.5	-	-	-	3.4
Two	2	3.2	-	-	-	-	-	-	-	10.0	-	-	-	1.5
Three	3	1.3	-	-	-	-	-	-	-	5.1	-	-	-	0.7
Four	4	0.6	-	-	-	-	-	-	-	2.3	-	-	-	0.3
Five	5	0.3	-	-	-	-	-	-	-	1.0	-	-	-	0.1
Six	6	0.1	-	-	-	-	-	-	-	0.1	-	-	-	0.0
Seven	7	0.0	-	-	-	-	-	-	-	0.0	-	-	-	0.0
Eight	8	0.0	-	-	-	-	-	-	-	0.0	-	-	-	0.0
DK/NA	-8	0.0	-	-	-	-	-	-	-	0.1	-	-	-	0.0
IAP	-1	78.0	100.0	100.0	100.0	100.0	100.0	100.0	100.0	0.0	100.0	100.0	100.0	88.0
N		7276	1508	1599	1576	1535	1396	1294	1370	1051	1031	1205	1230	22071



**Table 2638 Number of siblings – R**

[Questionnaire] How many brothers and sisters do you have? Please include those who are deceased... Yourself

[VAR] SIBNO3

RESPONSE	PUNCH	03-07	2008	2009	2010	2011	2012	2013	2014	2016	2018	2021	2023	TOTAL
One	1	22.1	–	–	–	–	–	–	–	100.0	–	–	–	12.0
IAP	–1	77.9	100.0	100.0	100.0	100.0	100.0	100.0	100.0	0.0	100.0	100.0	100.0	88.0
N		7276	1508	1599	1576	1535	1396	1294	1370	1051	1031	1205	1230	22071

**Table 2639 Number of younger brothers (including the deceased)**

[Questionnaire] How many brothers and sisters do you have? Please include those who are deceased... Younger brothers

[VAR] SIBNO4

RESPONSE	PUNCH	03-07	2008	2009	2010	2011	2012	2013	2014	2016	2018	2021	2023	TOTAL
None	0	11.0	–	–	–	–	–	–	–	53.0	–	–	–	6.1
One	1	7.2	–	–	–	–	–	–	–	31.0	–	–	–	3.9
Two	2	2.5	–	–	–	–	–	–	–	12.3	–	–	–	1.4
Three	3	0.9	–	–	–	–	–	–	–	2.9	–	–	–	0.4
Four	4	0.4	–	–	–	–	–	–	–	0.5	–	–	–	0.2
Five	5	0.1	–	–	–	–	–	–	–	0.3	–	–	–	0.0
Six	6	0.0	–	–	–	–	–	–	–	0.1	–	–	–	0.0
DK/NA	–8	0.0	–	–	–	–	–	–	–	0.1	–	–	–	0.0
IAP	–1	77.9	100.0	100.0	100.0	100.0	100.0	100.0	100.0	0.0	100.0	100.0	100.0	88.0
N		7276	1508	1599	1576	1535	1396	1294	1370	1051	1031	1205	1230	22071

**Table 2640 Number of younger sisters (including the deceased)**

[Questionnaire] How many brothers and sisters do you have? Please include those who are deceased... Younger sisters

[VAR] SIBNO5

RESPONSE	PUNCH	03-07	2008	2009	2010	2011	2012	2013	2014	2016	2018	2021	2023	TOTAL
None	0	12.6	–	–	–	–	–	–	–	58.1	–	–	–	6.9
One	1	5.7	–	–	–	–	–	–	–	28.4	–	–	–	3.2
Two	2	2.4	–	–	–	–	–	–	–	9.0	–	–	–	1.2
Three	3	0.9	–	–	–	–	–	–	–	3.1	–	–	–	0.4
Four	4	0.3	–	–	–	–	–	–	–	1.1	–	–	–	0.2
Five	5	0.1	–	–	–	–	–	–	–	0.2	–	–	–	0.0
Six	6	0.0	–	–	–	–	–	–	–	0.0	–	–	–	0.0
Seven	7	0.0	–	–	–	–	–	–	–	0.1	–	–	–	0.0
DK/NA	–8	0.0	–	–	–	–	–	–	–	0.1	–	–	–	0.0
IAP	–1	78.0	100.0	100.0	100.0	100.0	100.0	100.0	100.0	9.1	100.0	100.0	100.0	88.0
N		7276	1508	1599	1576	1535	1396	1294	1370	1051	1031	1205	1230	22071

**Table 2641 Number of siblings in total (including the deceased and the R)**

[Questionnaire] How many brothers and sisters do you have? Please include those who are deceased... Total

[VAR] SIBNO6

RESPONSE	PUNCH	03-07	2008	2009	2010	2011	2012	2013	2014	2016	2018	2021	2023	TOTAL
One	1	0.6	–	–	–	–	–	–	–	5.0	–	–	–	0.4
Two	2	4.9	–	–	–	–	–	–	–	28.9	–	–	–	3.0
Three	3	3.6	–	–	–	–	–	–	–	18.0	–	–	–	2.1
Four	4	3.8	–	–	–	–	–	–	–	14.4	–	–	–	1.9
Five	5	3.2	–	–	–	–	–	–	–	11.6	–	–	–	1.6
Six	6	2.8	–	–	–	–	–	–	–	11.0	–	–	–	1.4
Seven	7	1.6	–	–	–	–	–	–	–	6.2	–	–	–	0.8
Eight	8	0.9	–	–	–	–	–	–	–	3.3	–	–	–	0.4
Nine	9	0.4	–	–	–	–	–	–	–	1.2	–	–	–	0.2
Ten	10	0.2	–	–	–	–	–	–	–	0.2	–	–	–	0.1
Eleven	11	0.0	–	–	–	–	–	–	–	0.2	–	–	–	0.0
Twelve	12	0.0	–	–	–	–	–	–	–	0.0	–	–	–	0.0
DK/NA	–8	0.0	–	–	–	–	–	–	–	0.0	–	–	–	0.0
IAP	–1	78.0	100.0	100.0	100.0	100.0	100.0	100.0	100.0	0.0	100.0	100.0	100.0	88.0
N		7276	1508	1599	1576	1535	1396	1294	1370	1051	1031	1205	1230	22071

**Table 2642 Number of the spouse's older brothers (including the deceased)**

[Questionnaire] (IF R HAS A SPOUSE) How many brothers and sisters does your spouse have? Please include those who are deceased... Older brothers

[VAR] SPSIBNO1

RESPONSE	PUNCH	03-07	2008	2009	2010	2011	2012	2013	2014	2016	2018	2021	2023	TOTAL
None	0	6.3	–	–	–	–	–	–	–	32.0	–	–	–	3.6
One	1	4.0	–	–	–	–	–	–	–	18.3	–	–	–	2.2
Two	2	2.3	–	–	–	–	–	–	–	9.0	–	–	–	1.2
Three	3	1.2	–	–	–	–	–	–	–	3.3	–	–	–	0.5
Four	4	0.4	–	–	–	–	–	–	–	0.4	–	–	–	0.1
Five	5	0.1	–	–	–	–	–	–	–	0.6	–	–	–	0.1
Six	6	0.1	–	–	–	–	–	–	–	0.4	–	–	–	0.0
Seven	7	0.0	–	–	–	–	–	–	–	0.0	–	–	–	0.0
DK/NA	–8	0.1	–	–	–	–	–	–	–	0.3	–	–	–	0.0
IAP	–1	85.6	100.0	100.0	100.0	100.0	100.0	100.0	100.0	35.7	100.0	100.0	100.0	92.2
N		7276	1508	1599	1576	1535	1396	1294	1370	1051	1031	1205	1230	22071



**Table 2643 Number of the spouse's older sisters (including the deceased)**

[Questionnaire] (IF R HAS A SPOUSE) How many brothers and sisters does your spouse have? Please include those who are deceased... Older sisters

[VAR] SPSIBNO2

RESPONSE	PUNCH	03-07	2008	2009	2010	2011	2012	2013	2014	2016	2018	2021	2023	TOTAL
None	0	6.5	-	-	-	-	-	-	-	30.9	-	-	-	3.6
One	1	3.8	-	-	-	-	-	-	-	15.7	-	-	-	2.0
Two	2	2.1	-	-	-	-	-	-	-	10.7	-	-	-	1.2
Three	3	1.2	-	-	-	-	-	-	-	3.8	-	-	-	0.6
Four	4	0.4	-	-	-	-	-	-	-	2.1	-	-	-	0.2
Five	5	0.2	-	-	-	-	-	-	-	0.6	-	-	-	0.1
Six	6	0.1	-	-	-	-	-	-	-	0.1	-	-	-	0.0
Seven	7	0.0	-	-	-	-	-	-	-	0.2	-	-	-	0.0
DK/NA	-8	0.1	-	-	-	-	-	-	-	0.3	-	-	-	0.0
IAP	-1	85.6	100.0	100.0	100.0	100.0	100.0	100.0	100.0	35.7	100.0	100.0	100.0	92.2
N		7276	1508	1599	1576	1535	1396	1294	1370	1051	1031	1205	1230	22071

**Table 2644 Number of the spouse's siblings – the Spouse**

[Questionnaire] (IF R HAS A SPOUSE) How many brothers and sisters does your spouse have? Please include those who are deceased... Your spouse

[VAR] SPSIBNO3

RESPONSE	PUNCH	03-07	2008	2009	2010	2011	2012	2013	2014	2016	2018	2021	2023	TOTAL
One	1	14.4	-	-	-	-	-	-	-	64.3	-	-	-	7.8
IAP	-1	85.6	100.0	100.0	100.0	100.0	100.0	100.0	100.0	35.7	100.0	100.0	100.0	92.2
N		7276	1508	1599	1576	1535	1396	1294	1370	1051	1031	1205	1230	22071

**Table 2645 Number of the spouse's younger brothers (including the deceased)**

[Questionnaire] (IF R HAS A SPOUSE) How many brothers and sisters does your spouse have? Please include those who are deceased... Younger brothers

[VAR] SPSIBNO4

RESPONSE	PUNCH	03-07	2008	2009	2010	2011	2012	2013	2014	2016	2018	2021	2023	TOTAL
None	0	6.4	-	-	-	-	-	-	-	31.2	-	-	-	3.6
One	1	4.7	-	-	-	-	-	-	-	19.9	-	-	-	2.5
Two	2	2.1	-	-	-	-	-	-	-	10.3	-	-	-	1.2
Three	3	0.8	-	-	-	-	-	-	-	1.3	-	-	-	0.3
Four	4	0.3	-	-	-	-	-	-	-	1.2	-	-	-	0.2
Five	5	0.1	-	-	-	-	-	-	-	0.0	-	-	-	0.0
Six	6	0.0	-	-	-	-	-	-	-	0.0	-	-	-	0.0
DK/NA	-8	0.1	-	-	-	-	-	-	-	0.3	-	-	-	0.0
IAP	-1	85.6	100.0	100.0	100.0	100.0	100.0	100.0	100.0	35.7	100.0	100.0	100.0	92.2
N		7276	1508	1599	1576	1535	1396	1294	1370	1051	1031	1205	1230	22071

**Table 2646 Number of the spouse's younger sisters (including the deceased)**

[Questionnaire] (IF R HAS A SPOUSE) How many brothers and sisters does your spouse have? Please include those who are deceased... Younger sisters

[VAR] SPSIBNO5

RESPONSE	PUNCH	03-07	2008	2009	2010	2011	2012	2013	2014	2016	2018	2021	2023	TOTAL
None	0	7.3	-	-	-	-	-	-	-	36.0	-	-	-	4.1
One	1	4.1	-	-	-	-	-	-	-	17.1	-	-	-	2.2
Two	2	1.8	-	-	-	-	-	-	-	7.7	-	-	-	1.0
Three	3	0.7	-	-	-	-	-	-	-	2.4	-	-	-	0.4
Four	4	0.4	-	-	-	-	-	-	-	0.4	-	-	-	0.1
Five	5	0.0	-	-	-	-	-	-	-	0.2	-	-	-	0.0
Six	6	0.0	-	-	-	-	-	-	-	0.2	-	-	-	0.0
Seven	7	0.0	-	-	-	-	-	-	-	0.1	-	-	-	0.0
DK/NA	-8	0.1	-	-	-	-	-	-	-	0.3	-	-	-	0.0
IAP	-1	85.6	100.0	100.0	100.0	100.0	100.0	100.0	100.0	35.7	100.0	100.0	100.0	92.2
N		7276	1508	1599	1576	1535	1396	1294	1370	1051	1031	1205	1230	22071

**Table 2647 Number of the spouse's brothers and sisters in total (including the Spouse and the deceased)**

[Questionnaire] (IF R HAS A SPOUSE) How many brothers and sisters does your spouse have? Please include those who are deceased... Total

[VAR] SPSIBNO6

RESPONSE	PUNCH	03-07	2008	2009	2010	2011	2012	2013	2014	2016	2018	2021	2023	TOTAL
One	1	0.3	-	-	-	-	-	-	-	3.1	-	-	-	0.2
Two	2	1.3	-	-	-	-	-	-	-	9.0	-	-	-	0.8
Three	3	2.3	-	-	-	-	-	-	-	12.9	-	-	-	1.4
Four	4	2.8	-	-	-	-	-	-	-	12.3	-	-	-	1.5
Five	5	3.0	-	-	-	-	-	-	-	11.1	-	-	-	1.5
Six	6	2.3	-	-	-	-	-	-	-	8.2	-	-	-	1.2
Seven	7	1.4	-	-	-	-	-	-	-	4.1	-	-	-	0.7
Eight	8	0.6	-	-	-	-	-	-	-	2.1	-	-	-	0.3
Nine	9	0.3	-	-	-	-	-	-	-	0.7	-	-	-	0.1
Ten	10	0.1	-	-	-	-	-	-	-	0.5	-	-	-	0.1
Eleven	11	0.0	-	-	-	-	-	-	-	0.1	-	-	-	0.0
Twelve	12	0.0	-	-	-	-	-	-	-	0.0	-	-	-	0.0
DK/NA	-8	0.1	-	-	-	-	-	-	-	0.3	-	-	-	0.0
IAP	-1	85.6	100.0	100.0	100.0	100.0	100.0	100.0	100.0	35.7	100.0	100.0	100.0	92.2
N		7276	1508	1599	1576	1535	1396	1294	1370	1051	1031	1205	1230	22071



**Table 2648 Number of sons (if R has children, including those who have left home or are deceased)**

[Questionnaire] (IF R HAS CHILDREN) How many sons and daughters have you had? Please include those who have left home or are deceased... Son

[VAR] SONNO

RESPONSE	PUNCH	03-07	2008	2009	2010	2011	2012	2013	2014	2016	2018	2021	2023	TOTAL
None	0	2.6	-	-	-	-	-	-	-	12.4	-	-	-	1.4
One	1	7.5	-	-	-	-	-	-	-	36.4	-	-	-	4.2
Two	2	4.4	-	-	-	-	-	-	-	17.9	-	-	-	2.3
Three	3	0.8	-	-	-	-	-	-	-	2.9	-	-	-	0.4
Four	4	0.2	-	-	-	-	-	-	-	0.6	-	-	-	0.1
Five	5	0.0	-	-	-	-	-	-	-	0.2	-	-	-	0.0
Six	6	0.0	-	-	-	-	-	-	-	0.0	-	-	-	0.0
IAP	-1	84.6	100.0	100.0	100.0	100.0	100.0	100.0	100.0	29.6	100.0	100.0	100.0	91.6
N		7276	1508	1599	1576	1535	1396	1294	1370	1051	1031	1205	1230	22071

\*\*\* Keyword: Children

**Table 2649 Number of daughters (if R has children, including those who have left home or are deceased)**

[Questionnaire] (IF R HAS CHILDREN) How many sons and daughters have you had? Please include those who have left home or are deceased... Daughter

[VAR] DAUNO

RESPONSE	PUNCH	03-07	2008	2009	2010	2011	2012	2013	2014	2016	2018	2021	2023	TOTAL
None	0	4.0	-	-	-	-	-	-	-	19.5	-	-	-	2.2
One	1	6.5	-	-	-	-	-	-	-	33.5	-	-	-	3.7
Two	2	3.5	-	-	-	-	-	-	-	12.7	-	-	-	1.7
Three	3	1.2	-	-	-	-	-	-	-	3.7	-	-	-	0.6
Four	4	0.2	-	-	-	-	-	-	-	0.8	-	-	-	0.1
Five	5	0.1	-	-	-	-	-	-	-	0.2	-	-	-	0.0
Six	6	0.0	-	-	-	-	-	-	-	0.0	-	-	-	0.0
Seven	7	0.0	-	-	-	-	-	-	-	0.0	-	-	-	0.0
Eight	8	0.0	-	-	-	-	-	-	-	0.0	-	-	-	0.0
IAP	-1	84.6	100.0	100.0	100.0	100.0	100.0	100.0	100.0	29.6	100.0	100.0	100.0	91.6
N		7276	1508	1599	1576	1535	1396	1294	1370	1051	1031	1205	1230	22071

\*\*\* Keyword: Children

**Table 2650 Child 1 who does not live with R: relation to R**

[Questionnaire] If you have sons and daughters who do not currently live with you, please tell us about each of them...

Relation to respondent

[VAR] AC1BOR

RESPONSE	PUNCH	03-07	2008	2009	2010	2011	2012	2013	2014	2016	2018	2021	2023	TOTAL
1st son	1	2.3	-	-	-	-	-	-	-	13.0	-	-	-	1.4
1st daughter	2	2.0	-	-	-	-	-	-	-	10.6	-	-	-	1.2
2nd son	3	0.2	-	-	-	-	-	-	-	0.6	-	-	-	0.1
2nd daughter	4	0.0	-	-	-	-	-	-	-	0.6	-	-	-	0.0
3rd son	5	0.0	-	-	-	-	-	-	-	0.0	-	-	-	0.0
3rd daughter	6	0.0	-	-	-	-	-	-	-	0.2	-	-	-	0.0
4th son	7	0.0	-	-	-	-	-	-	-	0.0	-	-	-	0.0
4th daughter	8	0.0	-	-	-	-	-	-	-	0.0	-	-	-	0.0
5th son	9	0.0	-	-	-	-	-	-	-	0.0	-	-	-	0.0
5th daughter	10	0.0	-	-	-	-	-	-	-	0.0	-	-	-	0.0
DK/NA	-8	0.0	-	-	-	-	-	-	-	0.1	-	-	-	0.0
IAP	-1	95.4	100.0	100.0	100.0	100.0	100.0	100.0	100.0	75.0	100.0	100.0	100.0	97.3
N		7276	1508	1599	1576	1535	1396	1294	1370	1051	1031	1205	1230	22071

\*\*\* Keyword: Children

**Table 2651 Child 1 who does not live with R: age**

[Questionnaire] If you have sons and daughters who do not currently live with you, please tell us about each of them...

How old is [PERSON]?

[VAR] AC1OLD

RESPONSE	PUNCH	03-07	2008	2009	2010	2011	2012	2013	2014	2016	2018	2021	2023	TOTAL
Less than 20 years old	1	0.1	-	-	-	-	-	-	-	0.8	-	-	-	0.1
20-24	2	0.1	-	-	-	-	-	-	-	0.4	-	-	-	0.0
25-29	3	0.4	-	-	-	-	-	-	-	2.0	-	-	-	0.2
30-34	4	0.9	-	-	-	-	-	-	-	3.8	-	-	-	0.5
35-39	5	1.1	-	-	-	-	-	-	-	4.2	-	-	-	0.6
40-44	6	0.6	-	-	-	-	-	-	-	3.1	-	-	-	0.4
45-49	7	0.7	-	-	-	-	-	-	-	3.4	-	-	-	0.4
50-54	8	0.4	-	-	-	-	-	-	-	2.6	-	-	-	0.2
55 or over	9	0.3	-	-	-	-	-	-	-	4.1	-	-	-	0.3
DK/NA	-8	0.0	-	-	-	-	-	-	-	0.5	-	-	-	0.0
IAP	-1	95.4	100.0	100.0	100.0	100.0	100.0	100.0	100.0	75.1	100.0	100.0	100.0	97.3
N		7276	1508	1599	1576	1535	1396	1294	1370	1051	1031	1205	1230	22071

\*\*\* Keyword: Children



**Table 2652 Child 1 who does not live with R: marital status**

[Questionnaire] If you have sons and daughters who do not currently live with you, please tell us about each of them...

Is [PERSON] now married, widowed, divorced, separated, cohabiting, or never married?

[VAR] AC1MAR

RESPONSE	PUNCH	03-07	2008	2009	2010	2011	2012	2013	2014	2016	2018	2021	2023	TOTAL
Married	1	4.1	-	-	-	-	-	-	-	20.2	-	-	-	2.3
Widowed	2	0.0	-	-	-	-	-	-	-	0.1	-	-	-	0.0
Divorced	3	0.0	-	-	-	-	-	-	-	0.2	-	-	-	0.0
Separated	4	0.0	-	-	-	-	-	-	-	0.0	-	-	-	0.0
Never married	5	0.4	-	-	-	-	-	-	-	4.2	-	-	-	0.3
Cohabiting	6	0.0	-	-	-	-	-	-	-	0.0	-	-	-	0.0
DK/NA	-8	0.1	-	-	-	-	-	-	-	0.2	-	-	-	0.0
IAP	-1	95.4	100.0	100.0	100.0	100.0	100.0	100.0	100.0	75.1	100.0	100.0	100.0	97.3
N		7276	1508	1599	1576	1535	1396	1294	1370	1051	1031	1205	1230	22071

\*\*\* Keyword: Children, Divorce

**Table 2653 Child 1 who does not live with R: employment status**

[Questionnaire] If you have sons and daughters who do not currently live with you, please tell us about each of them...

Is [PERSON] currently working for pay?

[VAR] AC1EMP

RESPONSE	PUNCH	03-07	2008	2009	2010	2011	2012	2013	2014	2016	2018	2021	2023	TOTAL
Employed	1	2.9	-	-	-	-	-	-	-	18.7	-	-	-	1.8
Not employed	2	1.6	-	-	-	-	-	-	-	6.0	-	-	-	0.8
DK/NA	-8	0.1	-	-	-	-	-	-	-	0.2	-	-	-	0.0
IAP	-1	95.4	100.0	100.0	100.0	100.0	100.0	100.0	100.0	75.1	100.0	100.0	100.0	97.3
N		7276	1508	1599	1576	1535	1396	1294	1370	1051	1031	1205	1230	22071

\*\*\* Keyword: Children, Job

**Table 2654 Child 1 who does not live with R: how far does he/she live**

[Questionnaire] If you have sons and daughters who do not currently live with you, please tell us about each of them...

How far does [PERSON] live from you?

[VAR] AC1FAR

RESPONSE	PUNCH	03-07	2008	2009	2010	2011	2012	2013	2014	2016	2018	2021	2023	TOTAL
Next door, same building or same street	1	0.1	-	-	-	-	-	-	-	1.0	-	-	-	0.1
Within 15 minutes' walk	2	0.2	-	-	-	-	-	-	-	1.6	-	-	-	0.2
Within 15 to 30 minutes by car or train	3	1.0	-	-	-	-	-	-	-	3.6	-	-	-	0.5
Within 30 minutes to an hour by car or train	4	0.6	-	-	-	-	-	-	-	5.5	-	-	-	0.5
Within an hour to 3 hours by car or train	5	1.1	-	-	-	-	-	-	-	7.0	-	-	-	0.7
More than 3 hours by car or train	6	1.4	-	-	-	-	-	-	-	5.8	-	-	-	0.7
Living abroad	7	0.0	-	-	-	-	-	-	-	0.0	-	-	-	0.0
DK/NA	-8	0.1	-	-	-	-	-	-	-	0.3	-	-	-	0.0
IAP	-1	95.4	100.0	100.0	100.0	100.0	100.0	100.0	100.0	75.1	100.0	100.0	100.0	97.3
N		7276	1508	1599	1576	1535	1396	1294	1370	1051	1031	1205	1230	22071

\*\*\* Keyword: Children

**Table 2655 Child 1 who does not live with R: frequency of face-to-face contacts**

[Questionnaire] If you have sons and daughters who do not currently live with you, please tell us about each of them...

How often do you keep in face-to-face contact with [PERSON]?

[VAR] AC1SEE

RESPONSE	PUNCH	03-07	2008	2009	2010	2011	2012	2013	2014	2016	2018	2021	2023	TOTAL
Daily	1	0.2	-	-	-	-	-	-	-	1.6	-	-	-	0.1
Several times a week	2	0.4	-	-	-	-	-	-	-	2.5	-	-	-	0.2
About once a week	3	0.9	-	-	-	-	-	-	-	4.1	-	-	-	0.5
About once a month	4	1.1	-	-	-	-	-	-	-	6.6	-	-	-	0.7
Several times a year	5	1.3	-	-	-	-	-	-	-	7.4	-	-	-	0.8
About once a year	6	0.3	-	-	-	-	-	-	-	1.2	-	-	-	0.2
Less than once a year	7	0.2	-	-	-	-	-	-	-	1.2	-	-	-	0.1
Never	8	0.1	-	-	-	-	-	-	-	0.0	-	-	-	0.0
DK/NA	-8	0.1	-	-	-	-	-	-	-	0.2	-	-	-	0.0
IAP	-1	95.4	100.0	100.0	100.0	100.0	100.0	100.0	100.0	75.1	100.0	100.0	100.0	97.3
N		7276	1508	1599	1576	1535	1396	1294	1370	1051	1031	1205	1230	22071

\*\*\* Keyword: Children

**Table 2656 Child 1 who does not live with R: frequency of other contacts (phone calls, letters, and e-mails)**

[Questionnaire] If you have sons and daughters who do not currently live with you, please tell us about each of them... How often

do you keep in any other contact besides face-to-face contact (talking on the phone, writing letters/e-mail, etc.) with [PERSON]?

[VAR] AC1CAL

RESPONSE	PUNCH	03-07	2008	2009	2010	2011	2012	2013	2014	2016	2018	2021	2023	TOTAL
Daily	1	1.2	-	-	-	-	-	-	-	6.8	-	-	-	0.7
Several times a week	2	1.0	-	-	-	-	-	-	-	6.5	-	-	-	0.7
About once a week	3	1.2	-	-	-	-	-	-	-	5.6	-	-	-	0.7
About once a month	4	0.7	-	-	-	-	-	-	-	3.0	-	-	-	0.4
Several times a year	5	0.2	-	-	-	-	-	-	-	1.3	-	-	-	0.1
About once a year	6	0.0	-	-	-	-	-	-	-	0.4	-	-	-	0.0
Less than once a year	7	0.1	-	-	-	-	-	-	-	0.9	-	-	-	0.1
Never	8	0.1	-	-	-	-	-	-	-	0.0	-	-	-	0.0
DK/NA	-8	0.1	-	-	-	-	-	-	-	0.4	-	-	-	0.0
IAP	-1	95.4	100.0	100.0	100.0	100.0	100.0	100.0	100.0	75.1	100.0	100.0	100.0	97.3
N		7276	1508	1599	1576	1535	1396	1294	1370	1051	1031	1205	1230	22071

\*\*\* Keyword: Children



**Table 2657 Child 2 who does not live with R: relation to R**

[Questionnaire] If you have sons and daughters who do not currently live with you, please tell us about each of them...

Relation to respondent

[VAR] AC2BOR

RESPONSE	PUNCH	03-07	2008	2009	2010	2011	2012	2013	2014	2016	2018	2021	2023	TOTAL
1st son	1	0.4	—	—	—	—	—	—	—	3.2	—	—	—	0.3
1st daughter	2	1.0	—	—	—	—	—	—	—	5.5	—	—	—	0.6
2nd son	3	1.0	—	—	—	—	—	—	—	4.6	—	—	—	0.5
2nd daughter	4	0.8	—	—	—	—	—	—	—	4.3	—	—	—	0.5
3rd son	5	0.2	—	—	—	—	—	—	—	0.4	—	—	—	0.1
3rd daughter	6	0.0	—	—	—	—	—	—	—	0.0	—	—	—	0.0
4th son	7	0.0	—	—	—	—	—	—	—	0.1	—	—	—	0.0
4th daughter	8	0.0	—	—	—	—	—	—	—	0.0	—	—	—	0.0
5th son	9	0.0	—	—	—	—	—	—	—	0.0	—	—	—	0.0
5th daughter	10	0.0	—	—	—	—	—	—	—	0.0	—	—	—	0.0
DK/NA	-8	0.0	—	—	—	—	—	—	—	0.1	—	—	—	0.0
IAP	-1	96.6	100.0	100.0	100.0	100.0	100.0	100.0	100.0	81.8	100.0	100.0	100.0	98.0
N		7276	1508	1599	1576	1535	1396	1294	1370	1051	1031	1205	1230	22071

\*\*\* Keyword: Children

**Table 2658 Child 2 who does not live with R: age**

[Questionnaire] If you have sons and daughters who do not currently live with you, please tell us about each of them...

How old is [PERSON]?

[VAR] AC2OLD

RESPONSE	PUNCH	03-07	2008	2009	2010	2011	2012	2013	2014	2016	2018	2021	2023	TOTAL
Less than 20 years old	1	0.0	—	—	—	—	—	—	—	0.4	—	—	—	0.0
20-24	2	0.0	—	—	—	—	—	—	—	0.5	—	—	—	0.0
25-29	3	0.3	—	—	—	—	—	—	—	0.8	—	—	—	0.1
30-34	4	0.7	—	—	—	—	—	—	—	2.3	—	—	—	0.3
35-39	5	0.6	—	—	—	—	—	—	—	3.3	—	—	—	0.4
40-44	6	0.6	—	—	—	—	—	—	—	3.3	—	—	—	0.4
45-49	7	0.6	—	—	—	—	—	—	—	2.4	—	—	—	0.3
50-54	8	0.2	—	—	—	—	—	—	—	2.6	—	—	—	0.2
55 or over	9	0.2	—	—	—	—	—	—	—	2.1	—	—	—	0.2
DK/NA	-8	0.1	—	—	—	—	—	—	—	0.6	—	—	—	0.1
IAP	-1	96.6	100.0	100.0	100.0	100.0	100.0	100.0	100.0	81.8	100.0	100.0	100.0	98.0
N		7276	1508	1599	1576	1535	1396	1294	1370	1051	1031	1205	1230	22071

\*\*\* Keyword: Children

**Table 2659 Child 2 who does not live with R: marital status**

[Questionnaire] If you have sons and daughters who do not currently live with you, please tell us about each of them...

Is [PERSON] now married, widowed, divorced, separated, cohabiting, or never married?

[VAR] AC2MAR

RESPONSE	PUNCH	03-07	2008	2009	2010	2011	2012	2013	2014	2016	2018	2021	2023	TOTAL
Married	1	3.0	—	—	—	—	—	—	—	15.0	—	—	—	1.7
Widowed	2	0.0	—	—	—	—	—	—	—	0.1	—	—	—	0.0
Divorced	3	0.0	—	—	—	—	—	—	—	0.2	—	—	—	0.0
Separated	4	0.0	—	—	—	—	—	—	—	0.0	—	—	—	0.0
Never married	5	0.3	—	—	—	—	—	—	—	2.6	—	—	—	0.2
Cohabiting	6	0.0	—	—	—	—	—	—	—	0.1	—	—	—	0.0
DK/NA	-8	0.1	—	—	—	—	—	—	—	0.2	—	—	—	0.0
IAP	-1	96.6	100.0	100.0	100.0	100.0	100.0	100.0	100.0	81.8	100.0	100.0	100.0	98.0
N		7276	1508	1599	1576	1535	1396	1294	1370	1051	1031	1205	1230	22071

\*\*\* Keyword: Children, Divorce

**Table 2660 Child 2 who does not live with R: employment status**

[Questionnaire] If you have sons and daughters who do not currently live with you, please tell us about each of them...

Is [PERSON] currently working for pay?

[VAR] AC2EMP

RESPONSE	PUNCH	03-07	2008	2009	2010	2011	2012	2013	2014	2016	2018	2021	2023	TOTAL
Employed	1	2.1	—	—	—	—	—	—	—	14.4	—	—	—	1.4
Not employed	2	1.2	—	—	—	—	—	—	—	3.6	—	—	—	0.6
DK/NA	-8	0.1	—	—	—	—	—	—	—	0.1	—	—	—	0.0
IAP	-1	96.6	100.0	100.0	100.0	100.0	100.0	100.0	100.0	81.9	100.0	100.0	100.0	98.0
N		7276	1508	1599	1576	1535	1396	1294	1370	1051	1031	1205	1230	22071

\*\*\* Keyword: Children, Job



**Table 2661 Child 2 who does not live with R: how far does he/she live**

[Questionnaire] If you have sons and daughters who do not currently live with you, please tell us about each of them...

How far does [PERSON] live from you?

[VAR] AC2FAR

RESPONSE	PUNCH	03-07	2008	2009	2010	2011	2012	2013	2014	2016	2018	2021	2023	TOTAL
Next door, same building or same street	1	0.2	-	-	-	-	-	-	-	0.3	-	-	-	0.1
Within 15 minutes' walk	2	0.2	-	-	-	-	-	-	-	1.2	-	-	-	0.1
Within 15 to 30 minutes by car or train	3	0.7	-	-	-	-	-	-	-	3.0	-	-	-	0.4
Within 30 minutes to an hour by car or train	4	0.6	-	-	-	-	-	-	-	4.3	-	-	-	0.4
Within an hour to 3 hours by car or train	5	0.8	-	-	-	-	-	-	-	5.5	-	-	-	0.5
More than 3 hours by car or train	6	0.9	-	-	-	-	-	-	-	3.5	-	-	-	0.5
Living abroad	7	0.0	-	-	-	-	-	-	-	0.0	-	-	-	0.0
DK/NA	-8	0.0	-	-	-	-	-	-	-	0.3	-	-	-	0.0
IAP	-1	96.6	100.0	100.0	100.0	100.0	100.0	100.0	100.0	81.9	100.0	100.0	100.0	98.0
N		7276	1508	1599	1576	1535	1396	1294	1370	1051	1031	1205	1230	22071

\*\*\* Keyword: Children

**Table 2662 Child 2 who does not live with R: frequency of face-to-face contacts**

[Questionnaire] If you have sons and daughters who do not currently live with you, please tell us about each of them...

How often do you keep in face-to-face contact with [PERSON]?

[VAR] AC2SEE

RESPONSE	PUNCH	03-07	2008	2009	2010	2011	2012	2013	2014	2016	2018	2021	2023	TOTAL
Daily	1	0.3	-	-	-	-	-	-	-	0.9	-	-	-	0.1
Several times a week	2	0.3	-	-	-	-	-	-	-	1.9	-	-	-	0.2
About once a week	3	0.5	-	-	-	-	-	-	-	2.4	-	-	-	0.3
About once a month	4	0.9	-	-	-	-	-	-	-	5.1	-	-	-	0.5
Several times a year	5	0.9	-	-	-	-	-	-	-	6.1	-	-	-	0.6
About once a year	6	0.2	-	-	-	-	-	-	-	0.9	-	-	-	0.1
Less than once a year	7	0.2	-	-	-	-	-	-	-	0.8	-	-	-	0.1
Never	8	0.0	-	-	-	-	-	-	-	0.0	-	-	-	0.0
DK/NA	-8	0.0	-	-	-	-	-	-	-	0.2	-	-	-	0.0
IAP	-1	96.6	100.0	100.0	100.0	100.0	100.0	100.0	100.0	81.8	100.0	100.0	100.0	98.0
N		7276	1508	1599	1576	1535	1396	1294	1370	1051	1031	1205	1230	22071

\*\*\* Keyword: Children

**Table 2663 Child 2 who does not live with R: frequency of other contacts (phone calls, letters, and e-mails)**

[Questionnaire] If you have sons and daughters who do not currently live with you, please tell us about each of them...

How often do you keep in any other contact besides face-to-face contact (talking on the phone, writing letters/e-mail, etc.) with [PERSON]?

[VAR] AC2CAL

RESPONSE	PUNCH	03-07	2008	2009	2010	2011	2012	2013	2014	2016	2018	2021	2023	TOTAL
Daily	1	0.8	-	-	-	-	-	-	-	4.2	-	-	-	0.4
Several times a week	2	0.8	-	-	-	-	-	-	-	4.8	-	-	-	0.5
About once a week	3	0.9	-	-	-	-	-	-	-	3.6	-	-	-	0.5
About once a month	4	0.7	-	-	-	-	-	-	-	3.2	-	-	-	0.4
Several times a year	5	0.2	-	-	-	-	-	-	-	1.3	-	-	-	0.1
About once a year	6	0.0	-	-	-	-	-	-	-	0.2	-	-	-	0.0
Less than once a year	7	0.1	-	-	-	-	-	-	-	0.5	-	-	-	0.0
Never	8	0.0	-	-	-	-	-	-	-	0.0	-	-	-	0.0
DK/NA	-8	0.0	-	-	-	-	-	-	-	0.2	-	-	-	0.0
IAP	-1	96.6	100.0	100.0	100.0	100.0	100.0	100.0	100.0	82.0	100.0	100.0	100.0	98.0
N		7276	1508	1599	1576	1535	1396	1294	1370	1051	1031	1205	1230	22071

\*\*\* Keyword: Children

**Table 2664 Child 3 who does not live with R: relation to R**

[Questionnaire] If you have sons and daughters who do not currently live with you, please tell us about each of them...

Relation to respondent

[VAR] AC3BOR

RESPONSE	PUNCH	03-07	2008	2009	2010	2011	2012	2013	2014	2016	2018	2021	2023	TOTAL
1st son	1	0.1	-	-	-	-	-	-	-	1.2	-	-	-	0.1
1st daughter	2	0.4	-	-	-	-	-	-	-	1.0	-	-	-	0.2
2nd son	3	0.5	-	-	-	-	-	-	-	2.9	-	-	-	0.3
2nd daughter	4	0.6	-	-	-	-	-	-	-	1.5	-	-	-	0.3
3rd son	5	0.2	-	-	-	-	-	-	-	1.4	-	-	-	0.1
3rd daughter	6	0.4	-	-	-	-	-	-	-	1.8	-	-	-	0.2
4th son	7	0.0	-	-	-	-	-	-	-	0.1	-	-	-	0.0
4th daughter	8	0.0	-	-	-	-	-	-	-	0.0	-	-	-	0.0
5th son	9	0.0	-	-	-	-	-	-	-	0.0	-	-	-	0.0
5th daughter	10	0.0	-	-	-	-	-	-	-	0.0	-	-	-	0.0
DK/NA	-8	0.0	-	-	-	-	-	-	-	0.1	-	-	-	0.0
IAP	-1	97.7	100.0	100.0	100.0	100.0	100.0	100.0	100.0	89.9	100.0	100.0	100.0	98.8
N		7276	1508	1599	1576	1535	1396	1294	1370	1051	1031	1205	1230	22071

\*\*\* Keyword: Children



**Table 2665 Child 3 who does not live with R: age**

[Questionnaire] If you have sons and daughters who do not currently live with you, please tell us about each of them...

How old is [PERSON]?

[VAR] AC3OLD

RESPONSE	PUNCH	03-07	2008	2009	2010	2011	2012	2013	2014	2016	2018	2021	2023	TOTAL
Less than 20 years old	1	0.0	-	-	-	-	-	-	-	0.1	-	-	-	0.0
20-24	2	0.0	-	-	-	-	-	-	-	0.2	-	-	-	0.0
25-29	3	0.1	-	-	-	-	-	-	-	0.2	-	-	-	0.0
30-34	4	0.4	-	-	-	-	-	-	-	0.5	-	-	-	0.2
35-39	5	0.6	-	-	-	-	-	-	-	1.4	-	-	-	0.3
40-44	6	0.5	-	-	-	-	-	-	-	1.7	-	-	-	0.2
45-49	7	0.3	-	-	-	-	-	-	-	2.4	-	-	-	0.2
50-54	8	0.2	-	-	-	-	-	-	-	1.6	-	-	-	0.1
55 or over	9	0.1	-	-	-	-	-	-	-	1.4	-	-	-	0.1
DK/NA	-8	0.1	-	-	-	-	-	-	-	0.6	-	-	-	0.1
IAP	-1	97.7	100.0	100.0	100.0	100.0	100.0	100.0	100.0	89.9	100.0	100.0	100.0	98.8
N		7276	1508	1599	1576	1535	1396	1294	1370	1051	1031	1205	1230	22071

\*\*\* Keyword: Children

**Table 2666 Child 3 who does not live with R: marital status**

[Questionnaire] If you have sons and daughters who do not currently live with you, please tell us about each of them...

Is [PERSON] now married, widowed, divorced, separated, cohabiting, or never married?

[VAR] AC3MAR

RESPONSE	PUNCH	03-07	2008	2009	2010	2011	2012	2013	2014	2016	2018	2021	2023	TOTAL
Married	1	2.1	-	-	-	-	-	-	-	8.8	-	-	-	1.1
Widowed	2	0.0	-	-	-	-	-	-	-	0.2	-	-	-	0.0
Divorced	3	0.0	-	-	-	-	-	-	-	0.0	-	-	-	0.0
Separated	4	0.0	-	-	-	-	-	-	-	0.0	-	-	-	0.0
Never married	5	0.1	-	-	-	-	-	-	-	1.0	-	-	-	0.1
Cohabiting	6	0.0	-	-	-	-	-	-	-	0.0	-	-	-	0.0
DK/NA	-8	0.0	-	-	-	-	-	-	-	0.2	-	-	-	0.0
IAP	-1	97.7	100.0	100.0	100.0	100.0	100.0	100.0	100.0	89.9	100.0	100.0	100.0	98.8
N		7276	1508	1599	1576	1535	1396	1294	1370	1051	1031	1205	1230	22071

\*\*\* Keyword: Children, Divorce

**Table 2667 Child 3 who does not live with R: employment status**

[Questionnaire] If you have sons and daughters who do not currently live with you, please tell us about each of them...

Is [PERSON] currently working for pay?

[VAR] AC3EMP

RESPONSE	PUNCH	03-07	2008	2009	2010	2011	2012	2013	2014	2016	2018	2021	2023	TOTAL
Employed	1	1.3	-	-	-	-	-	-	-	8.1	-	-	-	0.8
Not employed	2	0.9	-	-	-	-	-	-	-	1.9	-	-	-	0.4
DK/NA	-8	0.0	-	-	-	-	-	-	-	0.1	-	-	-	0.0
IAP	-1	97.7	100.0	100.0	100.0	100.0	100.0	100.0	100.0	89.9	100.0	100.0	100.0	98.8
N		7276	1508	1599	1576	1535	1396	1294	1370	1051	1031	1205	1230	22071

\*\*\* Keyword: Children, Job

**Table 2668 Child 3 who does not live with R: how far does he/she live**

[Questionnaire] If you have sons and daughters who do not currently live with you, please tell us about each of them...

How far does [PERSON] live from you?

[VAR] AC3FAR

RESPONSE	PUNCH	03-07	2008	2009	2010	2011	2012	2013	2014	2017	2018	2021	2023	TOTAL
Next door, same building or same street	1	0.0	-	-	-	-	-	-	-	0.8	-	-	-	0.0
Within 15 minutes' walk	2	0.2	-	-	-	-	-	-	-	0.5	-	-	-	0.1
Within 15 to 30 minutes by car or train	3	0.3	-	-	-	-	-	-	-	1.5	-	-	-	0.2
Within 30 minutes to an hour by car or train	4	0.4	-	-	-	-	-	-	-	1.9	-	-	-	0.2
Within an hour to 3 hours by car or train	5	0.5	-	-	-	-	-	-	-	3.2	-	-	-	0.3
More than 3 hours by car or train	6	0.7	-	-	-	-	-	-	-	1.9	-	-	-	0.3
Living abroad	7	0.0	-	-	-	-	-	-	-	0.0	-	-	-	0.0
DK/NA	-8	0.0	-	-	-	-	-	-	-	0.2	-	-	-	0.0
IAP	-1	97.7	100.0	100.0	100.0	100.0	100.0	100.0	100.0	90.0	100.0	100.0	100.0	98.8
N		7276	1508	1599	1576	1535	1396	1294	1370	1051	1031	1205	1230	22071

\*\*\* Keyword: Children

**Table 2669 Child 3 who does not live with R: frequency of face-to-face contacts**

[Questionnaire] If you have sons and daughters who do not currently live with you, please tell us about each of them...

How often do you keep in face-to-face contact with [PERSON]?

[VAR] AC3SEE

RESPONSE	PUNCH	03-07	2008	2009	2010	2011	2012	2013	2014	2016	2018	2021	2023	TOTAL
Daily	1	0.1	-	-	-	-	-	-	-	0.6	-	-	-	0.0
Several times a week	2	0.3	-	-	-	-	-	-	-	0.9	-	-	-	0.1
About once a week	3	0.3	-	-	-	-	-	-	-	1.2	-	-	-	0.1
About once a month	4	0.5	-	-	-	-	-	-	-	2.1	-	-	-	0.3
Several times a year	5	0.7	-	-	-	-	-	-	-	4.3	-	-	-	0.4
About once a year	6	0.2	-	-	-	-	-	-	-	0.7	-	-	-	0.1
Less than once a year	7	0.2	-	-	-	-	-	-	-	0.3	-	-	-	0.1
DK/NA	-8	0.0	-	-	-	-	-	-	-	0.2	-	-	-	0.0
IAP	-1	97.7	100.0	100.0	100.0	100.0	100.0	100.0	100.0	89.8	100.0	100.0	100.0	98.8
N		7276	1508	1599	1576	1535	1396	1294	1370	1051	1031	1205	1230	22071

\*\*\* Keyword: Children



**Table 2670 Child 3 who does not live with R: frequency of other contacts (phone calls, letters, and e-mails)**

[Questionnaire] If you have sons and daughters who do not currently live with you, please tell us about each of them...

How often do you keep in any other contact besides face-to-face contact (talking on the phone, writing letters/e-mail, etc.) with [PERSON]?

[VAR] AC3CAL

RESPONSE	PUNCH	03-07	2008	2009	2010	2011	2012	2013	2014	2016	2018	2021	2023	TOTAL
Daily	1	0.3	-	-	-	-	-	-	-	2.2	-	-	-	0.2
Several times a week	2	0.7	-	-	-	-	-	-	-	2.5	-	-	-	0.3
About once a week	3	0.6	-	-	-	-	-	-	-	1.9	-	-	-	0.3
About once a month	4	0.5	-	-	-	-	-	-	-	1.4	-	-	-	0.2
Several times a year	5	0.1	-	-	-	-	-	-	-	1.5	-	-	-	0.1
About once a year	6	0.0	-	-	-	-	-	-	-	0.1	-	-	-	0.0
Less than once a year	7	0.0	-	-	-	-	-	-	-	0.2	-	-	-	0.0
DK/NA	-8	0.0	-	-	-	-	-	-	-	0.2	-	-	-	0.0
IAP	-1	97.7	100.0	100.0	100.0	100.0	100.0	100.0	100.0	90.0	100.0	100.0	100.0	98.8
N		7276	1508	1599	1576	1535	1396	1294	1370	1051	1031	1205	1230	22071

\*\*\* Keyword: Children

**Table 2671 Child 4 who does not live with R: relation to R**

[Questionnaire] If you have sons and daughters who do not currently live with you, please tell us about each of them...

Relation to respondent

[VAR] AC4BOR

RESPONSE	PUNCH	03-07	2008	2009	2010	2011	2012	2013	2014	2016	2018	2021	2023	TOTAL
1st son	1	0.1	-	-	-	-	-	-	-	0.5	-	-	-	0.0
1st daughter	2	0.2	-	-	-	-	-	-	-	0.3	-	-	-	0.1
2nd son	3	0.2	-	-	-	-	-	-	-	1.3	-	-	-	0.1
2nd daughter	4	0.4	-	-	-	-	-	-	-	1.2	-	-	-	0.2
3rd son	5	0.1	-	-	-	-	-	-	-	0.6	-	-	-	0.1
3rd daughter	6	0.2	-	-	-	-	-	-	-	0.5	-	-	-	0.1
4th son	7	0.1	-	-	-	-	-	-	-	0.4	-	-	-	0.0
4th daughter	8	0.1	-	-	-	-	-	-	-	0.3	-	-	-	0.1
5th son	9	0.0	-	-	-	-	-	-	-	0.1	-	-	-	0.0
5th daughter	10	0.0	-	-	-	-	-	-	-	0.1	-	-	-	0.0
DK/NA	-8	0.0	-	-	-	-	-	-	-	0.1	-	-	-	0.0
IAP	-1	98.7	100.0	100.0	100.0	100.0	100.0	100.0	100.0	94.7	100.0	100.0	100.0	99.3
N		7276	1508	1599	1576	1535	1396	1294	1370	1051	1031	1205	1230	22071

\*\*\* Keyword: Children

**Table 2672 Child 4 who does not live with R: age**

[Questionnaire] f you have sons and daughters who do not currently live with you, please tell us about each of them...

How old is [PERSON]?

[VAR] AC4OLD

RESPONSE	PUNCH	03-07	2008	2009	2010	2011	2012	2013	2014	2016	2018	2021	2023	TOTAL
20-24	1	0.0	-	-	-	-	-	-	-	0.0	-	-	-	0.0
25-29	2	0.1	-	-	-	-	-	-	-	0.1	-	-	-	0.0
30-34	3	0.2	-	-	-	-	-	-	-	0.3	-	-	-	0.1
35-39	4	0.3	-	-	-	-	-	-	-	0.4	-	-	-	0.1
40-44	5	0.3	-	-	-	-	-	-	-	0.9	-	-	-	0.1
45-49	6	0.2	-	-	-	-	-	-	-	1.5	-	-	-	0.1
50-54	7	0.2	-	-	-	-	-	-	-	1.0	-	-	-	0.1
55 or over	8	0.0	-	-	-	-	-	-	-	0.7	-	-	-	0.0
DK/NA	-8	0.1	-	-	-	-	-	-	-	0.5	-	-	-	0.0
IAP	-1	98.7	100.0	100.0	100.0	100.0	100.0	100.0	100.0	94.8	100.0	100.0	100.0	99.3
N		7276	1508	1599	1576	1535	1396	1294	1370	1051	1031	1205	1230	22071

\*\*\* Keyword: Children

**Table 2673 Child 4 who does not live with R: marital status**

[Questionnaire] If you have sons and daughters who do not currently live with you, please tell us about each of them...

Is [PERSON] now married, widowed, divorced, separated, cohabiting, or never married?

[VAR] AC4MAR

RESPONSE	PUNCH	03-07	2008	2009	2010	2011	2012	2013	2014	2016	2018	2021	2023	TOTAL
Married	1	1.2	-	-	-	-	-	-	-	4.9	-	-	-	0.6
Widowed	2	0.0	-	-	-	-	-	-	-	0.0	-	-	-	0.0
Divorced	3	0.0	-	-	-	-	-	-	-	0.0	-	-	-	0.0
Separated	4	0.0	-	-	-	-	-	-	-	0.0	-	-	-	0.0
Never married	5	0.1	-	-	-	-	-	-	-	0.4	-	-	-	0.1
Cohabiting	6	0.0	-	-	-	-	-	-	-	0.0	-	-	-	0.0
DK/NA	-8	0.0	-	-	-	-	-	-	-	0.0	-	-	-	0.0
IAP	-1	98.7	100.0	100.0	100.0	100.0	100.0	100.0	100.0	94.8	100.0	100.0	100.0	99.3
N		7276	1508	1599	1576	1535	1396	1294	1370	1051	1031	1205	1230	22071

\*\*\* Keyword: Children, Divorce

**Table 2674 Child 4 who does not live with R: employment status**

[Questionnaire] If you have sons and daughters who do not currently live with you, please tell us about each of them...

Is [PERSON] currently working for pay?

[VAR] AC4EMP

RESPONSE	PUNCH	03-07	2008	2009	2010	2011	2012	2013	2014	2016	2018	2021	2023	TOTAL
Employed	1	0.9	-	-	-	-	-	-	-	4.5	-	-	-	0.5
Not employed	2	0.4	-	-	-	-	-	-	-	0.8	-	-	-	0.2
DK/NA	-8	0.0	-	-	-	-	-	-	-	0.0	-	-	-	0.0
IAP	-1	98.7	100.0	100.0	100.0	100.0	100.0	100.0	100.0	94.8	100.0	100.0	100.0	99.3
N		7276	1508	1599	1576	1535	1396	1294	1370	1051	1031	1205	1230	22071

\*\*\* Keyword: Children, Job



**Table 2675 Child 4 who does not live with R: how far does he/she live**

[Questionnaire] If you have sons and daughters who do not currently live with you, please tell us about each of them...

How far does [PERSON] live from you?

[VAR] AC4FAR

RESPONSE	PUNCH	03-07	2008	2009	2010	2011	2012	2013	2014	2016	2018	2021	2023	TOTAL
Next door, same building or same street	1	0.0	-	-	-	-	-	-	-	0.3	-	-	-	0.0
Within 15 minutes' walk	2	0.1	-	-	-	-	-	-	-	0.1	-	-	-	0.0
Within 15 to 30 minutes by car or train	3	0.2	-	-	-	-	-	-	-	0.8	-	-	-	0.1
Within 30 minutes to an hour by car or train	4	0.2	-	-	-	-	-	-	-	1.0	-	-	-	0.1
Within an hour to 3 hours by car or train	5	0.4	-	-	-	-	-	-	-	1.9	-	-	-	0.2
More than 3 hours by car or train	6	0.3	-	-	-	-	-	-	-	1.4	-	-	-	0.2
Living abroad	7	0.0	-	-	-	-	-	-	-	0.0	-	-	-	0.0
DK/NA	-8	0.0	-	-	-	-	-	-	-	0.0	-	-	-	0.0
IAP	-1	98.7	100.0	100.0	100.0	100.0	100.0	100.0	100.0	94.6	100.0	100.0	100.0	99.3
N		7276	1508	1599	1576	1535	1396	1294	1370	1051	1031	1205	1230	22071

\*\*\* Keyword: Children

**Table 2676 Child 4 who does not live with R: frequency of face-to-face contacts**

[Questionnaire] If you have sons and daughters who do not currently live with you, please tell us about each of them...

How often do you keep in face-to-face contact with [PERSON]?

[VAR] AC4SEE

RESPONSE	PUNCH	03-07	2008	2009	2010	2011	2012	2013	2014	2016	2018	2021	2023	TOTAL
Daily	1	0.1	-	-	-	-	-	-	-	0.1	-	-	-	0.0
Several times a week	2	0.2	-	-	-	-	-	-	-	0.5	-	-	-	0.1
About once a week	3	0.1	-	-	-	-	-	-	-	0.7	-	-	-	0.1
About once a month	4	0.3	-	-	-	-	-	-	-	0.8	-	-	-	0.1
Several times a year	5	0.4	-	-	-	-	-	-	-	2.6	-	-	-	0.3
About once a year	6	0.2	-	-	-	-	-	-	-	0.7	-	-	-	0.1
Less than once a year	7	0.0	-	-	-	-	-	-	-	0.1	-	-	-	0.0
Never	8	0.0	-	-	-	-	-	-	-	0.0	-	-	-	0.0
DK/NA	-8	0.0	-	-	-	-	-	-	-	0.0	-	-	-	0.0
IAP	-1	98.7	100.0	100.0	100.0	100.0	100.0	100.0	100.0	94.7	100.0	100.0	100.0	99.3
N		7276	1508	1599	1576	1535	1396	1294	1370	1051	1031	1205	1230	22071

\*\*\* Keyword: Children

**Table 2677 Child 4 who does not live with R: frequency of other contacts (phone calls, letters, and e-mails)**

[Questionnaire] If you have sons and daughters who do not currently live with you, please tell us about each of them...

How often do you keep in any other contact besides face-to-face contact (talking on the phone, writing letters/e-mail, etc.) with [PERSON]?

[VAR] AC4CAL

RESPONSE	PUNCH	03-07	2008	2009	2010	2011	2012	2013	2014	2016	2018	2021	2023	TOTAL
Daily	1	0.1	-	-	-	-	-	-	-	0.7	-	-	-	0.1
Several times a week	2	0.3	-	-	-	-	-	-	-	1.6	-	-	-	0.2
About once a week	3	0.4	-	-	-	-	-	-	-	1.1	-	-	-	0.2
About once a month	4	0.3	-	-	-	-	-	-	-	0.8	-	-	-	0.1
Several times a year	5	0.1	-	-	-	-	-	-	-	1.0	-	-	-	0.1
About once a year	6	0.0	-	-	-	-	-	-	-	0.1	-	-	-	0.0
Less than once a year	7	0.0	-	-	-	-	-	-	-	0.1	-	-	-	0.0
Never	8	0.0	-	-	-	-	-	-	-	0.0	-	-	-	0.0
DK/NA	-8	0.0	-	-	-	-	-	-	-	0.0	-	-	-	0.0
IAP	-1	98.7	100.0	100.0	100.0	100.0	100.0	100.0	100.0	94.6	100.0	100.0	100.0	99.3
N		7276	1508	1599	1576	1535	1396	1294	1370	1051	1031	1205	1230	22071

\*\*\* Keyword: Children

**Table 2678 Child 5 who does not live with R: relation to R**

[Questionnaire] If you have sons and daughters who do not currently live with you, please tell us about each of them...

Relation to respondent

[VAR] AC5BOR

RESPONSE	PUNCH	03-07	2008	2009	2010	2011	2012	2013	2014	2016	2018	2021	2023	TOTAL
1st son	1	0.0	-	-	-	-	-	-	-	0.1	-	-	-	0.0
1st daughter	2	0.0	-	-	-	-	-	-	-	0.2	-	-	-	0.0
2nd son	3	0.0	-	-	-	-	-	-	-	0.4	-	-	-	0.0
2nd daughter	4	0.0	-	-	-	-	-	-	-	0.2	-	-	-	0.0
3rd son	5	0.2	-	-	-	-	-	-	-	0.3	-	-	-	0.1
3rd daughter	6	0.2	-	-	-	-	-	-	-	0.9	-	-	-	0.1
4th son	7	0.0	-	-	-	-	-	-	-	0.1	-	-	-	0.0
4th daughter	8	0.1	-	-	-	-	-	-	-	0.2	-	-	-	0.0
5th son	9	0.0	-	-	-	-	-	-	-	0.1	-	-	-	0.0
5th daughter	10	0.1	-	-	-	-	-	-	-	0.2	-	-	-	0.0
other	77	0.0	-	-	-	-	-	-	-	0.1	-	-	-	0.0
DK/NA	-8	0.0	-	-	-	-	-	-	-	0.0	-	-	-	0.0
IAP	-1	99.4	100.0	100.0	100.0	100.0	100.0	100.0	100.0	97.3	100.0	100.0	100.0	99.7
N		7276	1508	1599	1576	1535	1396	1294	1370	1051	1031	1205	1230	22071

\*\*\* Keyword: Children



**Table 2679 Child 5 who does not live with R: age**

[Questionnaire] If you have sons and daughters who do not currently live with you, please tell us about each of them...

How old is [PERSON]?

[VAR] AC5OLD

RESPONSE	PUNCH	03-07	2008	2009	2010	2011	2012	2013	2014	2016	2018	2021	2023	TOTAL
25-29	1	0.0	-	-	-	-	-	-	-	0.1	-	-	-	0.0
30-34	2	0.1	-	-	-	-	-	-	-	0.1	-	-	-	0.0
35-39	3	0.2	-	-	-	-	-	-	-	0.3	-	-	-	0.1
40-44	4	0.2	-	-	-	-	-	-	-	0.6	-	-	-	0.1
45-49	5	0.1	-	-	-	-	-	-	-	0.6	-	-	-	0.1
50-54	6	0.0	-	-	-	-	-	-	-	0.3	-	-	-	0.0
55 or over	7	0.0	-	-	-	-	-	-	-	0.3	-	-	-	0.0
DK/NA	-8	0.0	-	-	-	-	-	-	-	0.2	-	-	-	0.0
IAP	-1	99.3	100.0	100.0	100.0	100.0	100.0	100.0	100.0	97.6	100.0	100.0	100.0	99.7
N		7276	1508	1599	1576	1535	1396	1294	1370	1051	1031	1205	1230	22071

\*\*\* Keyword: Children

**Table 2680 Child 5 who does not live with R: marital status**

[Questionnaire] If you have sons and daughters who do not currently live with you, please tell us about each of them...

Is [PERSON] now married, widowed, divorced, separated, cohabiting, or never married?

[VAR] AC5MAR

RESPONSE	PUNCH	03-07	2008	2009	2010	2011	2012	2013	2014	2016	2018	2021	2023	TOTAL
Married	1	0.6	-	-	-	-	-	-	-	2.4	-	-	-	0.3
Widowed	2	0.0	-	-	-	-	-	-	-	0.0	-	-	-	0.0
Divorced	3	0.0	-	-	-	-	-	-	-	0.0	-	-	-	0.0
Separated	4	0.0	-	-	-	-	-	-	-	0.0	-	-	-	0.0
Never married	5	0.0	-	-	-	-	-	-	-	0.1	-	-	-	0.0
Cohabiting	6	0.0	-	-	-	-	-	-	-	0.0	-	-	-	0.0
DK/NA	-8	0.0	-	-	-	-	-	-	-	0.0	-	-	-	0.0
IAP	-1	99.4	100.0	100.0	100.0	100.0	100.0	100.0	100.0	97.5	100.0	100.0	100.0	99.7
N		7276	1508	1599	1576	1535	1396	1294	1370	1051	1031	1205	1230	22071

\*\*\* Keyword: Children, Divorce

**Table 2681 Child 5 who does not live with R: employment status**

[Questionnaire] If you have sons and daughters who do not currently live with you, please tell us about each of them...

Is [PERSON] currently working for pay?

[VAR] AC5EMP

RESPONSE	PUNCH	03-07	2008	2009	2010	2011	2012	2013	2014	2016	2018	2021	2023	TOTAL
Employed	1	0.4	-	-	-	-	-	-	-	2.0	-	-	-	0.2
Not employed	2	0.2	-	-	-	-	-	-	-	0.5	-	-	-	0.1
DK/NA	-8	0.0	-	-	-	-	-	-	-	0.0	-	-	-	0.0
IAP	-1	99.4	100.0	100.0	100.0	100.0	100.0	100.0	100.0	97.5	100.0	100.0	100.0	99.7
N		7276	1508	1599	1576	1535	1396	1294	1370	1051	1031	1205	1230	22071

\*\*\* Keyword: Children, Job

**Table 2682 Child 5 who does not live with R: how far does he/she live**

[Questionnaire] If you have sons and daughters who do not currently live with you, please tell us about each of them...

How far does [PERSON] live from you?

[VAR] AC5FAR

RESPONSE	PUNCH	03-07	2008	2009	2010	2011	2012	2013	2014	2016	2018	2021	2023	TOTAL
Next door, same building or same street	1	0.0	-	-	-	-	-	-	-	0.1	-	-	-	0.0
Within 15 minutes' walk	2	0.0	-	-	-	-	-	-	-	0.1	-	-	-	0.0
Within 15 to 30 minutes by car or train	3	0.1	-	-	-	-	-	-	-	0.1	-	-	-	0.0
Within 30 minutes to an hour by car or train	4	0.2	-	-	-	-	-	-	-	0.5	-	-	-	0.1
Within an hour to 3 hours by car or train	5	0.1	-	-	-	-	-	-	-	0.9	-	-	-	0.1
More than 3 hours by car or train	6	0.2	-	-	-	-	-	-	-	1.0	-	-	-	0.1
DK/NA	-8	0.0	-	-	-	-	-	-	-	0.0	-	-	-	0.0
IAP	-1	99.4	100.0	100.0	100.0	100.0	100.0	100.0	100.0	97.4	100.0	100.0	100.0	99.7
N		7276	1508	1599	1576	1535	1396	1294	1370	1051	1031	1205	1230	22071

\*\*\* Keyword: Children

**Table 2683 Child 5 who does not live with R: frequency of face-to-face contacts**

[Questionnaire] If you have sons and daughters who do not currently live with you, please tell us about each of them...

How often do you keep in face-to-face contact with [PERSON]?

[VAR] AC5SEE

RESPONSE	PUNCH	03-07	2008	2009	2010	2011	2012	2013	2014	2016	2018	2021	2023	TOTAL
Daily	1	0.0	-	-	-	-	-	-	-	0.1	-	-	-	0.0
Several times a week	2	0.1	-	-	-	-	-	-	-	0.1	-	-	-	0.0
About once a week	3	0.1	-	-	-	-	-	-	-	0.1	-	-	-	0.0
About once a month	4	0.2	-	-	-	-	-	-	-	0.6	-	-	-	0.1
Several times a year	5	0.2	-	-	-	-	-	-	-	1.2	-	-	-	0.1
About once a year	6	0.0	-	-	-	-	-	-	-	0.3	-	-	-	0.0
Less than once a year	7	0.0	-	-	-	-	-	-	-	0.1	-	-	-	0.0
DK/NA	-8	0.0	-	-	-	-	-	-	-	0.0	-	-	-	0.0
IAP	-1	99.4	100.0	100.0	100.0	100.0	100.0	100.0	100.0	97.5	100.0	100.0	100.0	99.7
N		7276	1508	1599	1576	1535	1396	1294	1370	1051	1031	1205	1230	22071

\*\*\* Keyword: Children



**Table 2684 Child 5 who does not live with R: frequency of other contacts (phone calls, letters, and e-mails)**

[Questionnaire] If you have sons and daughters who do not currently live with you, please tell us about each of them...

How often do you keep in any other contact besides face-to-face contact (talking on the phone, writing letters/e-mail, etc.) with [PERSON]?

[VAR] AC5CAL

RESPONSE	PUNCH	03-07	2008	2009	2010	2011	2012	2013	2014	2016	2018	2021	2023	TOTAL
Daily	1	0.1	-	-	-	-	-	-	-	0.4	-	-	-	0.1
Several times a week	2	0.2	-	-	-	-	-	-	-	0.7	-	-	-	0.1
About once a week	3	0.2	-	-	-	-	-	-	-	0.6	-	-	-	0.1
About once a month	4	0.2	-	-	-	-	-	-	-	0.3	-	-	-	0.1
Several times a year	5	0.0	-	-	-	-	-	-	-	0.4	-	-	-	0.0
About once a year	6	0.0	-	-	-	-	-	-	-	0.0	-	-	-	0.0
Less than once a year	7	0.0	-	-	-	-	-	-	-	0.0	-	-	-	0.0
DK/NA	-8	0.0	-	-	-	-	-	-	-	0.0	-	-	-	0.0
IAP	-1	99.4	100.0	100.0	100.0	100.0	100.0	100.0	100.0	97.7	100.0	100.0	100.0	99.7
N		7276	1508	1599	1576	1535	1396	1294	1370	1051	1031	1205	1230	22071

\*\*\* Keyword: Children

**Table 2685 Child 6 who does not live with R: relation to R**

[Questionnaire] If you have sons and daughters who do not currently live with you, please tell us about each of them...

Relation to respondent

[VAR] AC6BOR

RESPONSE	PUNCH	03-07	2008	2009	2010	2011	2012	2013	2014	2016	2018	2021	2023	TOTAL
1st son	1	0.0	-	-	-	-	-	-	-	0.1	-	-	-	0.0
1st daughter	2	0.0	-	-	-	-	-	-	-	0.1	-	-	-	0.0
2nd son	3	0.0	-	-	-	-	-	-	-	0.0	-	-	-	0.0
2nd daughter	4	0.0	-	-	-	-	-	-	-	0.0	-	-	-	0.0
3rd son	5	0.0	-	-	-	-	-	-	-	0.1	-	-	-	0.0
3rd daughter	6	0.1	-	-	-	-	-	-	-	0.2	-	-	-	0.0
4th son	7	0.0	-	-	-	-	-	-	-	0.1	-	-	-	0.0
4th daughter	8	0.0	-	-	-	-	-	-	-	0.3	-	-	-	0.0
5th son	9	0.0	-	-	-	-	-	-	-	0.0	-	-	-	0.0
5th daughter	10	0.0	-	-	-	-	-	-	-	0.0	-	-	-	0.0
6th daughter	12	0.0	-	-	-	-	-	-	-	0.0	-	-	-	0.0
other	77	0.0	-	-	-	-	-	-	-	0.0	-	-	-	0.0
DK/NA	-8	0.0	-	-	-	-	-	-	-	0.0	-	-	-	0.0
IAP	-1	99.7	100.0	100.0	100.0	100.0	100.0	100.0	100.0	99.1	100.0	100.0	100.0	99.9
N		7276	1508	1599	1576	1535	1396	1294	1370	1051	1031	1205	1230	22071

\*\*\* Keyword: Children

**Table 2686 Child 6 who does not live with R: age**

[Questionnaire] f you have sons and daughters who do not currently live with you, please tell us about each of them...

How old is [PERSON]?

[VAR] AC6OLD

RESPONSE	PUNCH	03-07	2008	2009	2010	2011	2012	2013	2014	2016	2018	2021	2023	TOTAL
25-29	1	0.0	-	-	-	-	-	-	-	0.0	-	-	-	0.0
30-34	2	0.0	-	-	-	-	-	-	-	0.0	-	-	-	0.0
35-39	3	0.1	-	-	-	-	-	-	-	0.2	-	-	-	0.0
40-44	4	0.1	-	-	-	-	-	-	-	0.4	-	-	-	0.0
45-49	5	0.1	-	-	-	-	-	-	-	0.3	-	-	-	0.0
50-54	6	0.0	-	-	-	-	-	-	-	0.0	-	-	-	0.0
55 or over	7	0.0	-	-	-	-	-	-	-	0.1	-	-	-	0.0
DK/NA	-8	0.0	-	-	-	-	-	-	-	0.1	-	-	-	0.0
IAP	-1	99.7	100.0	100.0	100.0	100.0	100.0	100.0	100.0	99.0	100.0	100.0	100.0	99.9
N		7276	1508	1599	1576	1535	1396	1294	1370	1051	1031	1205	1230	22071

\*\*\* Keyword: Children

**Table 2687 Child 6 who does not live with R: marital status**

[Questionnaire] If you have sons and daughters who do not currently live with you, please tell us about each of them...

Is [PERSON] now married, widowed, divorced, separated, cohabiting, or never married?

[VAR] AC6MAR

RESPONSE	PUNCH	03-07	2008	2009	2010	2011	2012	2013	2014	2016	2018	2021	2023	TOTAL
Married	1	0.3	-	-	-	-	-	-	-	1.0	-	-	-	0.1
Widowed	2	0.0	-	-	-	-	-	-	-	0.0	-	-	-	0.0
Divorced	3	0.0	-	-	-	-	-	-	-	0.0	-	-	-	0.0
Separated	4	0.0	-	-	-	-	-	-	-	0.0	-	-	-	0.0
Never married	5	0.0	-	-	-	-	-	-	-	0.0	-	-	-	0.0
Cohabiting	6	0.0	-	-	-	-	-	-	-	0.0	-	-	-	0.0
DK/NA	-8	0.0	-	-	-	-	-	-	-	0.0	-	-	-	0.0
IAP	-1	99.7	100.0	100.0	100.0	100.0	100.0	100.0	100.0	99.0	100.0	100.0	100.0	99.9
N		7276	1508	1599	1576	1535	1396	1294	1370	1051	1031	1205	1230	22071

\*\*\* Keyword: Children, Divorce

**Table 2688 Child 6 who does not live with R: employment status**

[Questionnaire] If you have sons and daughters who do not currently live with you, please tell us about each of them...

Is [PERSON] currently working for pay?

[VAR] AC6EMP

RESPONSE	PUNCH	03-07	2008	2009	2010	2011	2012	2013	2014	2016	2018	2021	2023	TOTAL
Employed	1	0.1	-	-	-	-	-	-	-	0.8	-	-	-	0.1
Not employed	2	0.2	-	-	-	-	-	-	-	0.4	-	-	-	0.1
DK/NA	-8	0.0	-	-	-	-	-	-	-	0.0	-	-	-	0.0
IAP	-1	99.7	100.0	100.0	100.0	100.0	100.0	100.0	100.0	98.9	100.0	100.0	100.0	99.9
N		7276	1508	1599	1576	1535	1396	1294	1370	1051	1031	1205	1230	22071

\*\*\* Keyword: Children, Job



**Table 2689 Child 6 who does not live with R: how far does he/she live**

[Questionnaire] If you have sons and daughters who do not currently live with you, please tell us about each of them...

How far does [PERSON] live from you?

[VAR] AC6FAR

RESPONSE	PUNCH	03-07	2008	2009	2010	2011	2012	2013	2014	2016	2018	2021	2023	TOTAL
Next door, same building or same street	1	0.0	-	-	-	-	-	-	-	0.0	-	-	-	0.0
Within 15 minutes' walk	2	0.0	-	-	-	-	-	-	-	0.1	-	-	-	0.0
Within 15 to 30 minutes by car or train	3	0.0	-	-	-	-	-	-	-	0.1	-	-	-	0.0
Within 30 minutes to an hour by car or train	4	0.0	-	-	-	-	-	-	-	0.1	-	-	-	0.0
Within an hour to 3 hours by car or train	5	0.1	-	-	-	-	-	-	-	0.4	-	-	-	0.0
More than 3 hours by car or train	6	0.1	-	-	-	-	-	-	-	0.5	-	-	-	0.1
DK/NA	-8	0.0	-	-	-	-	-	-	-	0.0	-	-	-	0.0
IAP	-1	99.7	100.0	100.0	100.0	100.0	100.0	100.0	100.0	98.9	100.0	100.0	100.0	99.8
N		7276	1508	1599	1576	1535	1396	1294	1370	1051	1031	1205	1230	22071

\*\*\* Keyword: Children

**Table 2690 Child 6 who does not live with R: frequency of face-to-face contacts**

[Questionnaire] If you have sons and daughters who do not currently live with you, please tell us about each of them...

How often do you keep in face-to-face contact with [PERSON]?

[VAR] AC6SEE

RESPONSE	PUNCH	03-07	2008	2009	2010	2011	2012	2013	2014	2016	2018	2021	2023	TOTAL
Daily	1	0.0	-	-	-	-	-	-	-	0.0	-	-	-	0.0
Several times a week	2	0.0	-	-	-	-	-	-	-	0.1	-	-	-	0.0
About once a week	3	0.1	-	-	-	-	-	-	-	0.2	-	-	-	0.0
About once a month	4	0.0	-	-	-	-	-	-	-	0.1	-	-	-	0.0
Several times a year	5	0.1	-	-	-	-	-	-	-	0.6	-	-	-	0.1
About once a year	6	0.0	-	-	-	-	-	-	-	0.1	-	-	-	0.0
Less than once a year	7	0.0	-	-	-	-	-	-	-	0.0	-	-	-	0.0
DK/NA	-8	0.0	-	-	-	-	-	-	-	0.0	-	-	-	0.0
IAP	-1	99.7	100.0	100.0	100.0	100.0	100.0	100.0	100.0	99.0	100.0	100.0	100.0	99.9
N		7276	1508	1599	1576	1535	1396	1294	1370	1051	1031	1205	1230	22071

\*\*\* Keyword: Children

**Table 2691 Child 6 who does not live with R: frequency of other contacts (phone calls, letters, and e-mails)**

[Questionnaire] If you have sons and daughters who do not currently live with you, please tell us about each of them...

How often do you keep in any other contact besides face-to-face contact (talking on the phone, writing letters/e-mail, etc.) with [PERSON]?

[VAR] AC6CAL

RESPONSE	PUNCH	03-07	2008	2009	2010	2011	2012	2013	2014	2016	2018	2021	2023	TOTAL
Daily	1	0.0	-	-	-	-	-	-	-	0.1	-	-	-	0.0
Several times a week	2	0.1	-	-	-	-	-	-	-	0.2	-	-	-	0.0
About once a week	3	0.1	-	-	-	-	-	-	-	0.4	-	-	-	0.0
About once a month	4	0.1	-	-	-	-	-	-	-	0.2	-	-	-	0.0
Several times a year	5	0.0	-	-	-	-	-	-	-	0.2	-	-	-	0.0
About once a year	6	0.0	-	-	-	-	-	-	-	0.0	-	-	-	0.0
Less than once a year	7	0.0	-	-	-	-	-	-	-	0.0	-	-	-	0.0
DK/NA	-8	0.0	-	-	-	-	-	-	-	0.0	-	-	-	0.0
IAP	-1	99.7	100.0	100.0	100.0	100.0	100.0	100.0	100.0	99.0	100.0	100.0	100.0	99.9
N		7276	1508	1599	1576	1535	1396	1294	1370	1051	1031	1205	1230	22071

\*\*\* Keyword: Children

**Table 2692 Child 7 who does not live with R: relation to R**

[Questionnaire] If you have sons and daughters who do not currently live with you, please tell us about each of them...

Relation to respondent

[VAR] AC7BOR

RESPONSE	PUNCH	03-07	2008	2009	2010	2011	2012	2013	2014	2016	2018	2021	2023	TOTAL
2nd son	3	0.0	-	-	-	-	-	-	-	0.0	-	-	-	0.0
3rd son	5	0.0	-	-	-	-	-	-	-	0.1	-	-	-	0.0
3rd daughter	6	0.0	-	-	-	-	-	-	-	0.1	-	-	-	0.0
4th son	7	0.0	-	-	-	-	-	-	-	0.0	-	-	-	0.0
4th daughter	8	0.0	-	-	-	-	-	-	-	0.1	-	-	-	0.0
5th daughter	10	0.0	-	-	-	-	-	-	-	0.0	-	-	-	0.0
7th daughter	14	0.0	-	-	-	-	-	-	-	0.0	-	-	-	0.0
other	77	0.0	-	-	-	-	-	-	-	0.0	-	-	-	0.0
IAP	-1	99.9	100.0	100.0	100.0	100.0	100.0	100.0	100.0	99.7	100.0	100.0	100.0	100.0
N		7276	1508	1599	1576	1535	1396	1294	1370	1051	1031	1205	1230	22071

\*\*\* Keyword: Children



**Table 2693 Child 7 who does not live with R: age**

[Questionnaire] If you have sons and daughters who do not currently live with you, please tell us about each of them...

How old is [PERSON]?

[VAR] AC7OLD

RESPONSE	PUNCH	03-07	2008	2009	2010	2011	2012	2013	2014	2016	2018	2021	2023	TOTAL
30-34	1	0.0	-	-	-	-	-	-	-	0.1	-	-	-	0.0
35-39	2	0.1	-	-	-	-	-	-	-	0.0	-	-	-	0.0
40-44	3	0.0	-	-	-	-	-	-	-	0.1	-	-	-	0.0
45-49	4	0.0	-	-	-	-	-	-	-	0.1	-	-	-	0.0
50-54	5	0.0	-	-	-	-	-	-	-	0.1	-	-	-	0.0
55 or over	6	0.0	-	-	-	-	-	-	-	0.0	-	-	-	0.0
IAP	-1	99.9	100.0	100.0	100.0	100.0	100.0	100.0	100.0	99.6	100.0	100.0	100.0	99.9
N		7276	1508	1599	1576	1535	1396	1294	1370	1051	1031	1205	1230	22071

\*\*\* Keyword: Children

**Table 2694 Child 7 who does not live with R: marital status**

[Questionnaire] If you have sons and daughters who do not currently live with you, please tell us about each of them...

Is [PERSON] now married, widowed, divorced, separated, cohabiting, or never married?

[VAR] AC7MAR

RESPONSE	PUNCH	03-07	2008	2009	2010	2011	2012	2013	2014	2016	2018	2021	2023	TOTAL
Married	1	0.1	-	-	-	-	-	-	-	0.3	-	-	-	0.0
Never married	5	0.0	-	-	-	-	-	-	-	0.1	-	-	-	0.0
DK/NA	-8	0.0	-	-	-	-	-	-	-	0.0	-	-	-	0.0
IAP	-1	99.9	100.0	100.0	100.0	100.0	100.0	100.0	100.0	99.6	100.0	100.0	100.0	99.9
N		7276	1508	1599	1576	1535	1396	1294	1370	1051	1031	1205	1230	22071

\*\*\* Keyword: Children, Divorce

**Table 2695 Child 7 who does not live with R: employment status**

[Questionnaire] If you have sons and daughters who do not currently live with you, please tell us about each of them...

Is [PERSON] currently working for pay?

[VAR] AC7EMP

RESPONSE	PUNCH	03-07	2008	2009	2010	2011	2012	2013	2014	2016	2018	2021	2023	TOTAL
Employed	1	0.1	-	-	-	-	-	-	-	0.4	-	-	-	0.0
Not employed	2	0.0	-	-	-	-	-	-	-	0.0	-	-	-	0.0
IAP	-1	99.9	100.0	100.0	100.0	100.0	100.0	100.0	100.0	99.6	100.0	100.0	100.0	99.9
N		7276	1508	1599	1576	1535	1396	1294	1370	1051	1031	1205	1230	22071

\*\*\* Keyword: Children, Job

**Table 2696 Child 7 who does not live with R: how far does he/she live**

[Questionnaire] If you have sons and daughters who do not currently live with you, please tell us about each of them...

How far does [PERSON] live from you?

[VAR] AC7FAR

RESPONSE	PUNCH	03-07	2008	2009	2010	2011	2012	2013	2014	2016	2018	2021	2023	TOTAL
Next door, same building or same street	1	0.0	-	-	-	-	-	-	-	0.0	-	-	-	0.0
Within 15 minutes' walk	2	0.0	-	-	-	-	-	-	-	0.0	-	-	-	0.0
Within 15 to 30 minutes by car or train	3	0.0	-	-	-	-	-	-	-	0.0	-	-	-	0.0
Within 30 minutes to an hour by car or train	4	0.0	-	-	-	-	-	-	-	0.0	-	-	-	0.0
Within an hour to 3 hours by car or train	5	0.0	-	-	-	-	-	-	-	0.1	-	-	-	0.0
More than 3 hours by car or train	6	0.1	-	-	-	-	-	-	-	0.3	-	-	-	0.0
Living abroad	7	0.0	-	-	-	-	-	-	-	0.0	-	-	-	0.0
IAP	-1	99.9	100.0	100.0	100.0	100.0	100.0	100.0	100.0	99.6	100.0	100.0	100.0	99.9
N		7276	1508	1599	1576	1535	1396	1294	1370	1051	1031	1205	1230	22071

\*\*\* Keyword: Children

**Table 2697 Child 7 who does not live with R: frequency of face-to-face contacts**

[Questionnaire] If you have sons and daughters who do not currently live with you, please tell us about each of them...

How often do you keep in face-to-face contact with [PERSON]?

[VAR] AC7SEE

RESPONSE	PUNCH	03-07	2008	2009	2010	2011	2012	2013	2014	2016	2018	2021	2023	TOTAL
Daily	1	0.0	-	-	-	-	-	-	-	0.0	-	-	-	0.0
Several times a week	2	0.0	-	-	-	-	-	-	-	0.0	-	-	-	0.0
About once a week	3	0.0	-	-	-	-	-	-	-	0.0	-	-	-	0.0
About once a month	4	0.0	-	-	-	-	-	-	-	0.2	-	-	-	0.0
Several times a year	5	0.0	-	-	-	-	-	-	-	0.2	-	-	-	0.0
About once a year	6	0.0	-	-	-	-	-	-	-	0.0	-	-	-	0.0
Less than once a year	7	0.0	-	-	-	-	-	-	-	0.0	-	-	-	0.0
DK/NA	-8	0.0	-	-	-	-	-	-	-	0.0	-	-	-	0.0
IAP	-1	99.9	100.0	100.0	100.0	100.0	100.0	100.0	100.0	99.6	100.0	100.0	100.0	99.9
N		7276	1508	1599	1576	1535	1396	1294	1370	1051	1031	1205	1230	22071

\*\*\* Keyword: Children



**Table 2698 Child 7 who does not live with R: frequency of other contacts (phone calls, letters, and e-mails)**

[Questionnaire] If you have sons and daughters who do not currently live with you, please tell us about each of them...

How often do you keep in any other contact besides face-to-face contact (talking on the phone, writing letters/e-mail, etc.) with [PERSON]?

[VAR] AC7CAL

RESPONSE	PUNCH	03-07	2008	2009	2010	2011	2012	2013	2014	2016	2018	2021	2023	TOTAL
Daily	1	0.0	-	-	-	-	-	-	-	0.0	-	-	-	0.0
Several times a week	2	0.0	-	-	-	-	-	-	-	0.1	-	-	-	0.0
About once a week	3	0.0	-	-	-	-	-	-	-	0.0	-	-	-	0.0
About once a month	4	0.0	-	-	-	-	-	-	-	0.1	-	-	-	0.0
Several times a year	5	0.0	-	-	-	-	-	-	-	0.2	-	-	-	0.0
About once a year	6	0.0	-	-	-	-	-	-	-	0.0	-	-	-	0.0
Less than once a year	7	0.0	-	-	-	-	-	-	-	0.0	-	-	-	0.0
IAP	-1	99.9	100.0	100.0	100.0	100.0	100.0	100.0	100.0	99.6	100.0	100.0	100.0	99.9
N		7276	1508	1599	1576	1535	1396	1294	1370	1051	1031	1205	1230	22071

\*\*\* Keyword: Children

**Table 2699 Child 8 who does not live with R: relation to R**

[Questionnaire] If you have sons and daughters who do not currently live with you, please tell us about each of them...

Relation to respondent

[VAR] AC8BOR

RESPONSE	PUNCH	03-07	2008	2009	2010	2011	2012	2013	2014	2016	2018	2021	2023	TOTAL
1st son	1	0.0	-	-	-	-	-	-	-	-	-	-	-	0.0
1st daughter	2	0.0	-	-	-	-	-	-	-	-	-	-	-	0.0
2nd son	3	0.0	-	-	-	-	-	-	-	-	-	-	-	0.0
2nd daughter	4	0.0	-	-	-	-	-	-	-	-	-	-	-	0.0
3rd son	5	0.0	-	-	-	-	-	-	-	-	-	-	-	0.0
3rd daughter	6	0.0	-	-	-	-	-	-	-	-	-	-	-	0.0
4th son	7	0.0	-	-	-	-	-	-	-	-	-	-	-	0.0
4th daughter	8	0.0	-	-	-	-	-	-	-	-	-	-	-	0.0
5th son	9	0.0	-	-	-	-	-	-	-	-	-	-	-	0.0
5th daughter	10	0.0	-	-	-	-	-	-	-	-	-	-	-	0.0
IAP	-1	100.0	100.0	100.0	100.0	100.0	100.0	100.0	100.0	100.0	100.0	100.0	100.0	100.0
N		7276	1508	1599	1576	1535	1396	1294	1370	1051	1031	1205	1230	22071

\*\*\* Keyword: Children

**Table 2700 Child 8 who does not live with R: age**

[Questionnaire] f you have sons and daughters who do not currently live with you, please tell us about each of them...

How old is [PERSON]?

[VAR] AC8OLD

RESPONSE	PUNCH	03-07	2008	2009	2010	2011	2012	2013	2014	2016	2018	2021	2023	TOTAL
40-44	1	0.0	-	-	-	-	-	-	-	0.0	-	-	-	0.0
45-49	2	0.0	-	-	-	-	-	-	-	0.1	-	-	-	0.0
IAP	-1	100.0	100.0	100.0	100.0	100.0	100.0	100.0	100.0	99.9	100.0	100.0	100.0	100.0
N		7276	1508	1599	1576	1535	1396	1294	1370	1051	1031	1205	1230	22071

\*\*\* Keyword: Children

**Table 2701 Child 8 who does not live with R: marital status**

[Questionnaire] If you have sons and daughters who do not currently live with you, please tell us about each of them...

Is [PERSON] now married, widowed, divorced, separated, cohabiting, or never married?

[VAR] AC8MAR

RESPONSE	PUNCH	03-07	2008	2009	2010	2011	2012	2013	2014	2016	2018	2021	2023	TOTAL
Married	1	0.0	-	-	-	-	-	-	-	0.1	-	-	-	0.0
Widowed	2	0.0	-	-	-	-	-	-	-	0.0	-	-	-	0.0
Divorced	3	0.0	-	-	-	-	-	-	-	0.0	-	-	-	0.0
Separated	4	0.0	-	-	-	-	-	-	-	0.0	-	-	-	0.0
Never married	5	0.0	-	-	-	-	-	-	-	0.0	-	-	-	0.0
Cohabiting	6	0.0	-	-	-	-	-	-	-	0.0	-	-	-	0.0
IAP	-1	100.0	100.0	100.0	100.0	100.0	100.0	100.0	100.0	99.9	100.0	100.0	100.0	100.0
N		7276	1508	1599	1576	1535	1396	1294	1370	1051	1031	1205	1230	22071

\*\*\* Keyword: Children, Divorce

**Table 2702 Child 8 who does not live with R: employment status**

[Questionnaire] If you have sons and daughters who do not currently live with you, please tell us about each of them...

Is [PERSON] currently working for pay?

[VAR] AC8EMP

RESPONSE	PUNCH	03-07	2008	2009	2010	2011	2012	2013	2014	2016	2018	2021	2023	TOTAL
Employed	1	0.0	-	-	-	-	-	-	-	0.1	-	-	-	0.0
Not employed	2	0.0	-	-	-	-	-	-	-	0.0	-	-	-	0.0
IAP	-1	100.0	100.0	100.0	100.0	100.0	100.0	100.0	100.0	99.9	100.0	100.0	100.0	100.0
N		7276	1508	1599	1576	1535	1396	1294	1370	1051	1031	1205	1230	22071

\*\*\* Keyword: Children, Job



**Table 2703 Child 8 who does not live with R: how far does he/she live**

[Questionnaire] If you have sons and daughters who do not currently live with you, please tell us about each of them...

How far does [PERSON] live from you?

[VAR] AC8FAR

RESPONSE	PUNCH	03-07	2008	2009	2010	2011	2012	2013	2014	2016	2018	2021	2023	TOTAL
Next door, same building or same street	1	0.0	-	-	-	-	-	-	-	0.0	-	-	-	0.0
Within 15 minutes' walk	2	0.0	-	-	-	-	-	-	-	0.0	-	-	-	0.0
Within 15 to 30 minutes by car or train	3	0.0	-	-	-	-	-	-	-	0.0	-	-	-	0.0
Within 30 minutes to an hour by car or train	4	0.0	-	-	-	-	-	-	-	0.0	-	-	-	0.0
Within an hour to 3 hours by car or train	5	0.0	-	-	-	-	-	-	-	0.0	-	-	-	0.0
More than 3 hours by car or train	6	0.0	-	-	-	-	-	-	-	0.1	-	-	-	0.0
IAP	-1	100.0	100.0	100.0	100.0	100.0	100.0	100.0	100.0	99.9	100.0	100.0	100.0	100.0
N		7276	1508	1599	1576	1535	1396	1294	1370	1051	1031	1205	1230	22071

\*\*\* Keyword: Children

**Table 2704 Child 8 who does not live with R: frequency of face-to-face contacts**

[Questionnaire] If you have sons and daughters who do not currently live with you, please tell us about each of them...

How often do you keep in face-to-face contact with [PERSON]?

[VAR] AC8SEE

RESPONSE	PUNCH	03-07	2008	2009	2010	2011	2012	2013	2014	2016	2018	2021	2023	TOTAL
Daily	1	0.0	-	-	-	-	-	-	-	0.0	-	-	-	0.0
Several times a week	2	0.0	-	-	-	-	-	-	-	0.0	-	-	-	0.0
About once a week	3	0.0	-	-	-	-	-	-	-	0.0	-	-	-	0.0
About once a month	4	0.0	-	-	-	-	-	-	-	0.0	-	-	-	0.0
Several times a year	5	0.0	-	-	-	-	-	-	-	0.1	-	-	-	0.0
About once a year	6	0.0	-	-	-	-	-	-	-	0.0	-	-	-	0.0
Less than once a year	7	0.0	-	-	-	-	-	-	-	0.0	-	-	-	0.0
IAP	-1	100.0	100.0	100.0	100.0	100.0	100.0	100.0	100.0	99.9	100.0	100.0	100.0	100.0
N		7276	1508	1599	1576	1535	1396	1294	1370	1051	1031	1205	1230	22071

\*\*\* Keyword: Children

**Table 2705 Child 8 who does not live with R: frequency of other contacts (phone calls, letters, and e-mails)**

[Questionnaire] If you have sons and daughters who do not currently live with you, please tell us about each of them...

How often do you keep in any other contact besides face-to-face contact (talking on the phone, writing letters/e-mail, etc.) with [PERSON]?

[VAR] AC8CAL

RESPONSE	PUNCH	03-07	2008	2009	2010	2011	2012	2013	2014	2016	2018	2021	2023	TOTAL
Daily	1	0.0	-	-	-	-	-	-	-	0.0	-	-	-	0.0
Several times a week	2	0.0	-	-	-	-	-	-	-	0.0	-	-	-	0.0
About once a week	3	0.0	-	-	-	-	-	-	-	0.0	-	-	-	0.0
About once a month	4	0.0	-	-	-	-	-	-	-	0.1	-	-	-	0.0
Several times a year	5	0.0	-	-	-	-	-	-	-	0.0	-	-	-	0.0
About once a year	6	0.0	-	-	-	-	-	-	-	0.0	-	-	-	0.0
Less than once a year	7	0.0	-	-	-	-	-	-	-	0.0	-	-	-	0.0
IAP	-1	100.0	100.0	100.0	100.0	100.0	100.0	100.0	100.0	99.9	100.0	100.0	100.0	100.0
N		7276	1508	1599	1576	1535	1396	1294	1370	1051	1031	1205	1230	22071

\*\*\* Keyword: Children

**Table 2706 Child 9 who does not live with R: relation to R**

[Questionnaire] If you have sons and daughters who do not currently live with you, please tell us about each of them...

Relation to respondent

[VAR] AC9BOR

RESPONSE	PUNCH	03-07	2008	2009	2010	2011	2012	2013	2014	2016	2018	2021	2023	TOTAL
1st son	1	0.0	-	-	-	-	-	-	-	-	-	-	-	0.0
1st daughter	2	0.0	-	-	-	-	-	-	-	-	-	-	-	0.0
2nd son	3	0.0	-	-	-	-	-	-	-	-	-	-	-	0.0
2nd daughter	4	0.0	-	-	-	-	-	-	-	-	-	-	-	0.0
3rd son	5	0.0	-	-	-	-	-	-	-	-	-	-	-	0.0
3rd daughter	6	0.0	-	-	-	-	-	-	-	-	-	-	-	0.0
4th son	7	0.0	-	-	-	-	-	-	-	-	-	-	-	0.0
4th daughter	8	0.0	-	-	-	-	-	-	-	-	-	-	-	0.0
5th son	9	0.0	-	-	-	-	-	-	-	-	-	-	-	0.0
5th daughter	10	0.0	-	-	-	-	-	-	-	-	-	-	-	0.0
IAP	-1	100.0	100.0	100.0	100.0	100.0	100.0	100.0	100.0	100.0	100.0	100.0	100.0	100.0
N		7276	1508	1599	1576	1535	1396	1294	1370	1051	1031	1205	1230	22071

\*\*\* Keyword: Children

**Table 2707 Child 9 who does not live with R: age**

[Questionnaire] f you have sons and daughters who do not currently live with you, please tell us about each of them...

How old is [PERSON]?

[VAR] AC9OLD

RESPONSE	PUNCH	03-07	2008	2009	2010	2011	2012	2013	2014	2016	2018	2021	2023	TOTAL
40-44	1	0.0	-	-	-	-	-	-	-	-	-	-	-	0.0
IAP	-1	100.0	100.0	100.0	100.0	100.0	100.0	100.0	100.0	100.0	100.0	100.0	100.0	100.0
N		7276	1508	1599	1576	1535	1396	1294	1370	1051	1031	1205	1230	22071

\*\*\* Keyword: Children



**Table 2708 Child 9 who does not live with R: marital status**

[Questionnaire] If you have sons and daughters who do not currently live with you, please tell us about each of them...

Is [PERSON] now married, widowed, divorced, separated, cohabiting, or never married?

[VAR] AC9MAR

RESPONSE	PUNCH	03-07	2008	2009	2010	2011	2012	2013	2014	2016	2018	2021	2023	TOTAL
Married	1	0.0	-	-	-	-	-	-	-	-	-	-	-	0.0
Widowed	2	0.0	-	-	-	-	-	-	-	-	-	-	-	0.0
Divorced	3	0.0	-	-	-	-	-	-	-	-	-	-	-	0.0
Separated	4	0.0	-	-	-	-	-	-	-	-	-	-	-	0.0
Never married	5	0.0	-	-	-	-	-	-	-	-	-	-	-	0.0
Cohabiting	6	0.0	-	-	-	-	-	-	-	-	-	-	-	0.0
IAP	-1	100.0	100.0	100.0	100.0	100.0	100.0	100.0	100.0	100.0	100.0	100.0	100.0	100.0
N		7276	1508	1599	1576	1535	1396	1294	1370	1051	1031	1205	1230	22071

\*\*\* Keyword: Children, Divorce

**Table 2709 Child 9 who does not live with R: employment status**

[Questionnaire] If you have sons and daughters who do not currently live with you, please tell us about each of them...

Is [PERSON] currently working for pay?

[VAR] AC9EMP

RESPONSE	PUNCH	03-07	2008	2009	2010	2011	2012	2013	2014	2016	2018	2021	2023	TOTAL
Employed	1	0.0	-	-	-	-	-	-	-	-	-	-	-	0.0
Not employed	2	0.0	-	-	-	-	-	-	-	-	-	-	-	0.0
IAP	-1	100.0	100.0	100.0	100.0	100.0	100.0	100.0	100.0	100.0	100.0	100.0	100.0	100.0
N		7276	1508	1599	1576	1535	1396	1294	1370	1051	1031	1205	1230	22071

\*\*\* Keyword: Children, Job

**Table 2710 Child 9 who does not live with R: how far does he/she live**

[Questionnaire] If you have sons and daughters who do not currently live with you, please tell us about each of them...

How far does [PERSON] live from you?

[VAR] AC9FAR

RESPONSE	PUNCH	03-07	2008	2009	2010	2011	2012	2013	2014	2016	2018	2021	2023	TOTAL
Next door, same building or same street	1	0.0	-	-	-	-	-	-	-	-	-	-	-	0.0
Within 15 minutes' walk	2	0.0	-	-	-	-	-	-	-	-	-	-	-	0.0
Within 15 to 30 minutes by car or train	3	0.0	-	-	-	-	-	-	-	-	-	-	-	0.0
Within 30 minutes to an hour by car or train	4	0.0	-	-	-	-	-	-	-	-	-	-	-	0.0
Within an hour to 3 hours by car or train	5	0.0	-	-	-	-	-	-	-	-	-	-	-	0.0
More than 3 hours by car or train	6	0.0	-	-	-	-	-	-	-	-	-	-	-	0.0
IAP	-1	100.0	100.0	100.0	100.0	100.0	100.0	100.0	100.0	100.0	100.0	100.0	100.0	100.0
N		7276	1508	1599	1576	1535	1396	1294	1370	1051	1031	1205	1230	22071

\*\*\* Keyword: Children

**Table 2711 Child 9 who does not live with R: frequency of face-to-face contacts**

[Questionnaire] If you have sons and daughters who do not currently live with you, please tell us about each of them...

How often do you keep in face-to-face contact with [PERSON]?

[VAR] AC9SEE

RESPONSE	PUNCH	03-07	2008	2009	2010	2011	2012	2013	2014	2016	2018	2021	2023	TOTAL
Daily	1	0.0	-	-	-	-	-	-	-	-	-	-	-	0.0
Several times a week	2	0.0	-	-	-	-	-	-	-	-	-	-	-	0.0
About once a week	3	0.0	-	-	-	-	-	-	-	-	-	-	-	0.0
About once a month	4	0.0	-	-	-	-	-	-	-	-	-	-	-	0.0
Several times a year	5	0.0	-	-	-	-	-	-	-	-	-	-	-	0.0
About once a year	6	0.0	-	-	-	-	-	-	-	-	-	-	-	0.0
Less than once a year	7	0.0	-	-	-	-	-	-	-	-	-	-	-	0.0
IAP	-1	100.0	100.0	100.0	100.0	100.0	100.0	100.0	100.0	100.0	100.0	100.0	100.0	100.0
N		7276	1508	1599	1576	1535	1396	1294	1370	1051	1031	1205	1230	22071

\*\*\* Keyword: Children

**Table 2712 Child 9 who does not live with R: frequency of other contacts (phone calls, letters, and e-mails)**

[Questionnaire] If you have sons and daughters who do not currently live with you, please tell us about each of them...

How often do you keep in any other contact besides face-to-face contact (talking on the phone, writing letters/e-mail, etc.) with [PERSON]?

[VAR] AC9CAL

RESPONSE	PUNCH	03-07	2008	2009	2010	2011	2012	2013	2014	2016	2018	2021	2023	TOTAL
Daily	1	0.0	-	-	-	-	-	-	-	-	-	-	-	0.0
Several times a week	2	0.0	-	-	-	-	-	-	-	-	-	-	-	0.0
About once a week	3	0.0	-	-	-	-	-	-	-	-	-	-	-	0.0
About once a month	4	0.0	-	-	-	-	-	-	-	-	-	-	-	0.0
Several times a year	5	0.0	-	-	-	-	-	-	-	-	-	-	-	0.0
About once a year	6	0.0	-	-	-	-	-	-	-	-	-	-	-	0.0
Less than once a year	7	0.0	-	-	-	-	-	-	-	-	-	-	-	0.0
IAP	-1	100.0	100.0	100.0	100.0	100.0	100.0	100.0	100.0	100.0	100.0	100.0	100.0	100.0
N		7276	1508	1599	1576	1535	1396	1294	1370	1051	1031	1205	1230	22071

\*\*\* Keyword: Children



**Table 2713 Child 10 who does not live with R: relation to R**

[Questionnaire] If you have sons and daughters who do not currently live with you, please tell us about each of them...

Relation to respondent

[VAR] AC10BOR

RESPONSE	PUNCH	03-07	2008	2009	2010	2011	2012	2013	2014	2016	2018	2021	2023	TOTAL
1st son	1	-	-	-	-	-	-	-	-	-	-	-	-	0.0
1st daughter	2	-	-	-	-	-	-	-	-	-	-	-	-	0.0
2nd son	3	-	-	-	-	-	-	-	-	-	-	-	-	0.0
2nd daughter	4	-	-	-	-	-	-	-	-	-	-	-	-	0.0
3rd son	5	-	-	-	-	-	-	-	-	-	-	-	-	0.0
3rd daughter	6	-	-	-	-	-	-	-	-	-	-	-	-	0.0
4th son	7	-	-	-	-	-	-	-	-	-	-	-	-	0.0
4th daughter	8	-	-	-	-	-	-	-	-	-	-	-	-	0.0
5th son	9	-	-	-	-	-	-	-	-	-	-	-	-	0.0
5th daughter	10	-	-	-	-	-	-	-	-	-	-	-	-	0.0
6th daughter	12	-	-	-	-	-	-	-	-	-	-	-	-	0.0
IAP	-1	100.0	100.0	100.0	100.0	100.0	100.0	100.0	100.0	100.0	100.0	100.0	100.0	100.0
N		7276	1508	1599	1576	1535	1396	1294	1370	1051	1031	1205	1230	22071

\*\*\* Keyword: Children

**Table 2714 Child 10 who does not live with R: age**

[Questionnaire] f you have sons and daughters who do not currently live with you, please tell us about each of them...

How old is [PERSON]?

[VAR] AC10OLD

RESPONSE	PUNCH	03-07	2008	2009	2010	2011	2012	2013	2014	2016	2018	2021	2023	TOTAL
35-39	1	-	-	-	-	-	-	-	-	-	-	-	-	0.0
IAP	-1	100.0	100.0	100.0	100.0	100.0	100.0	100.0	100.0	100.0	100.0	100.0	100.0	100.0
N		7276	1508	1599	1576	1535	1396	1294	1370	1051	1031	1205	1230	22071

\*\*\* Keyword: Children

**Table 2715 Child 10 who does not live with R: marital status**

[Questionnaire] If you have sons and daughters who do not currently live with you, please tell us about each of them...

Is [PERSON] now married, widowed, divorced, separated, cohabiting, or never married?

[VAR] AC10MAR

RESPONSE	PUNCH	03-07	2008	2009	2010	2011	2012	2013	2014	2016	2018	2021	2023	TOTAL
Married	1	-	-	-	-	-	-	-	-	-	-	-	-	0.0
Widowed	2	-	-	-	-	-	-	-	-	-	-	-	-	0.0
Divorced	3	-	-	-	-	-	-	-	-	-	-	-	-	0.0
Separated	4	-	-	-	-	-	-	-	-	-	-	-	-	0.0
Never married	5	-	-	-	-	-	-	-	-	-	-	-	-	0.0
Cohabiting	6	-	-	-	-	-	-	-	-	-	-	-	-	0.0
IAP	-1	100.0	100.0	100.0	100.0	100.0	100.0	100.0	100.0	100.0	100.0	100.0	100.0	100.0
N		7276	1508	1599	1576	1535	1396	1294	1370	1051	1031	1205	1230	22071

\*\*\* Keyword: Children, Divorce

**Table 2716 Child 10 who does not live with R: employment status**

[Questionnaire] If you have sons and daughters who do not currently live with you, please tell us about each of them...

Is [PERSON] currently working for pay?

[VAR] AC10EMP

RESPONSE	PUNCH	03-07	2008	2009	2010	2011	2012	2013	2014	2016	2018	2021	2023	TOTAL
Employed	1	-	-	-	-	-	-	-	-	-	-	-	-	0.0
Not employed	2	-	-	-	-	-	-	-	-	-	-	-	-	0.0
IAP	-1	100.0	100.0	100.0	100.0	100.0	100.0	100.0	100.0	100.0	100.0	100.0	100.0	100.0
N		7276	1508	1599	1576	1535	1396	1294	1370	1051	1031	1205	1230	22071

\*\*\* Keyword: Children, Job

**Table 2717 Child 10 who does not live with R: how far does he/she live**

[Questionnaire] If you have sons and daughters who do not currently live with you, please tell us about each of them...

How far does [PERSON] live from you?

[VAR] AC10FAR

RESPONSE	PUNCH	03-07	2008	2009	2010	2011	2012	2013	2014	2016	2018	2021	2023	TOTAL
Next door, same building or same street	1	-	-	-	-	-	-	-	-	-	-	-	-	0.0
Within 15 minutes' walk	2	-	-	-	-	-	-	-	-	-	-	-	-	0.0
Within 15 to 30 minutes by car or train	3	-	-	-	-	-	-	-	-	-	-	-	-	0.0
Within 30 minutes to an hour by car or train	4	-	-	-	-	-	-	-	-	-	-	-	-	0.0
Within an hour to 3 hours by car or train	5	-	-	-	-	-	-	-	-	-	-	-	-	0.0
More than 3 hours by car or train	6	-	-	-	-	-	-	-	-	-	-	-	-	0.0
IAP	-1	100.0	100.0	100.0	100.0	100.0	100.0	100.0	100.0	100.0	100.0	100.0	100.0	100.0
N		7276	1508	1599	1576	1535	1396	1294	1370	1051	1031	1205	1230	22071

\*\*\* Keyword: Children



**Table 2718 Child 10 who does not live with R: frequency of face-to-face contacts**

[Questionnaire] If you have sons and daughters who do not currently live with you, please tell us about each of them...

How often do you keep in face-to-face contact with [PERSON]?

[VAR] AC10SEE

RESPONSE	PUNCH	03-07	2008	2009	2010	2011	2012	2013	2014	2016	2018	2021	2023	TOTAL
Daily	1	-	-	-	-	-	-	-	-	-	-	-	-	0.0
Several times a week	2	-	-	-	-	-	-	-	-	-	-	-	-	0.0
About once a week	3	-	-	-	-	-	-	-	-	-	-	-	-	0.0
About once a month	4	-	-	-	-	-	-	-	-	-	-	-	-	0.0
Several times a year	5	-	-	-	-	-	-	-	-	-	-	-	-	0.0
About once a year	6	-	-	-	-	-	-	-	-	-	-	-	-	0.0
Less than once a year	7	-	-	-	-	-	-	-	-	-	-	-	-	0.0
IAP	-1	100.0	100.0	100.0	100.0	100.0	100.0	100.0	100.0	100.0	100.0	100.0	100.0	100.0
N		7276	1508	1599	1576	1535	1396	1294	1370	1051	1031	1205	1230	22071

\*\*\* Keyword: Children

**Table 2719 Child 10 who does not live with R: frequency of other contacts (phone calls, letters, and e-mails)**

[Questionnaire] If you have sons and daughters who do not currently live with you, please tell us about each of them...

How often do you keep in any other contact besides face-to-face contact (talking on the phone, writing letters/e-mail, etc.) with [PERSON]?

[VAR] AC10CAL

RESPONSE	PUNCH	03-07	2008	2009	2010	2011	2012	2013	2014	2016	2018	2021	2023	TOTAL
Daily	1	-	-	-	-	-	-	-	-	-	-	-	-	0.0
Several times a week	2	-	-	-	-	-	-	-	-	-	-	-	-	0.0
About once a week	3	-	-	-	-	-	-	-	-	-	-	-	-	0.0
About once a month	4	-	-	-	-	-	-	-	-	-	-	-	-	0.0
Several times a year	5	-	-	-	-	-	-	-	-	-	-	-	-	0.0
About once a year	6	-	-	-	-	-	-	-	-	-	-	-	-	0.0
Less than once a year	7	-	-	-	-	-	-	-	-	-	-	-	-	0.0
IAP	-1	100.0	100.0	100.0	100.0	100.0	100.0	100.0	100.0	100.0	100.0	100.0	100.0	100.0
N		7276	1508	1599	1576	1535	1396	1294	1370	1051	1031	1205	1230	22071

\*\*\* Keyword: Children

**Table 2720 Whether R's father is alive**

[Questionnaire] Please answer the following questions about how often you keep in contact with your parents and your spouse's parents... Is [PERSON] alive?... Own Father

[VAR] RPAALI

RESPONSE	PUNCH	03-07	2008	2009	2010	2011	2012	2013	2014	2016	2018	2021	2023	TOTAL
Alive	1	10.9	-	-	-	-	-	-	-	49.5	-	-	-	5.9
Not alive	2	11.2	-	-	-	-	-	-	-	50.4	-	-	-	6.1
DK/NA	-8	0.0	-	-	-	-	-	-	-	0.1	-	-	-	0.0
IAP	-1	77.9	100.0	100.0	100.0	100.0	100.0	100.0	100.0	0.0	100.0	100.0	100.0	88.0
N		7276	1508	1599	1576	1535	1396	1294	1370	1051	1031	1205	1230	22071

\*\*\* Keyword: Contact

**Table 2721 Age of R's father**

[Questionnaire] Please answer the following questions about how often you keep in contact with your parents and your spouse's parents... How old is [PERSON]?... Own Father

[VAR] RPAOLD

RESPONSE	PUNCH	03-07	2008	2009	2010	2011	2012	2013	2014	2016	2018	2021	2023	TOTAL
40 or under years old	1	1.1	-	-	-	-	-	-	-	2.6	-	-	-	0.5
50-59	2	3.8	-	-	-	-	-	-	-	16.0	-	-	-	2.0
60-69	3	3.0	-	-	-	-	-	-	-	13.0	-	-	-	1.6
70-79	4	2.3	-	-	-	-	-	-	-	10.8	-	-	-	1.3
80 or over	5	0.7	-	-	-	-	-	-	-	6.9	-	-	-	0.6
DK/NA	-8	0.0	-	-	-	-	-	-	-	0.3	-	-	-	0.0
IAP	-1	89.1	100.0	100.0	100.0	100.0	100.0	100.0	100.0	50.4	100.0	100.0	100.0	94.1
N		7276	1508	1599	1576	1535	1396	1294	1370	1051	1031	1205	1230	22071

\*\*\* Keyword: Contact

**Table 2722 Marital status of R's father**

[Questionnaire] Please answer the following questions about how often you keep in contact with your parents and your spouse's parents... Is [PERSON] now never married, married, divorced, widowed, separated, or cohabiting?... Own

Father

[VAR] RPAMAR

RESPONSE	PUNCH	03-07	2008	2009	2010	2011	2012	2013	2014	2016	2018	2021	2023	TOTAL
Married	1	10.0	-	-	-	-	-	-	-	44.6	-	-	-	5.4
Widowed	2	0.6	-	-	-	-	-	-	-	2.8	-	-	-	0.3
Divorced	3	0.2	-	-	-	-	-	-	-	1.7	-	-	-	0.1
Separated	4	0.1	-	-	-	-	-	-	-	0.3	-	-	-	0.0
Cohabiting	6	0.0	-	-	-	-	-	-	-	0.1	-	-	-	0.0
DK/NA	-8	0.0	-	-	-	-	-	-	-	0.1	-	-	-	0.0
IAP	-1	89.1	100.0	100.0	100.0	100.0	100.0	100.0	100.0	50.4	100.0	100.0	100.0	94.1
N		7276	1508	1599	1576	1535	1396	1294	1370	1051	1031	1205	1230	22071

\*\*\* Keyword: Contact, Divorce



**Table 2723 Employment status of R's father**

[Questionnaire] Please answer the following questions about how often you keep in contact with your parents and your spouse's parents... Is [PERSON] currently working for pay?... Own Father

[VAR] RPAEMP

RESPONSE	PUNCH	03-07	2008	2009	2010	2011	2012	2013	2014	2016	2018	2021	2023	TOTAL
Employed	1	6.9	-	-	-	-	-	-	-	28.6	-	-	-	3.6
Not employed	2	3.9	-	-	-	-	-	-	-	20.5	-	-	-	2.3
DK/NA	-8	0.0	-	-	-	-	-	-	-	0.5	-	-	-	0.0
IAP	-1	89.1	100.0	100.0	100.0	100.0	100.0	100.0	100.0	50.5	100.0	100.0	100.0	94.1
N		7276	1508	1599	1576	1535	1396	1294	1370	1051	1031	1205	1230	22071

\*\*\* Keyword: Contact, Job

**Table 2724 Living arrangement of R's father**

[Questionnaire] Please answer the following questions about how often you keep in contact with your parents and your spouse's parents... With whom is [PERSON] currently living?... Own Father

[VAR] RPACOH

RESPONSE	PUNCH	03-07	2008	2009	2010	2011	2012	2013	2014	2016	2018	2021	2023	TOTAL
Married son	1	0.8	-	-	-	-	-	-	-	2.2	-	-	-	0.4
Married daughter	2	0.2	-	-	-	-	-	-	-	0.5	-	-	-	0.1
Unmarried son or daughter	3	4.8	-	-	-	-	-	-	-	19.7	-	-	-	2.5
Spouse only	4	4.2	-	-	-	-	-	-	-	20.7	-	-	-	2.4
Alone	5	0.6	-	-	-	-	-	-	-	3.9	-	-	-	0.4
A care facility	6	0.0	-	-	-	-	-	-	-	0.7	-	-	-	0.0
OTHER	77	0.2	-	-	-	-	-	-	-	1.1	-	-	-	0.1
DK/NA	-8	0.0	-	-	-	-	-	-	-	0.7	-	-	-	0.0
IAP	-1	89.1	100.0	100.0	100.0	100.0	100.0	100.0	100.0	50.5	100.0	100.0	100.0	94.1
N		7276	1508	1599	1576	1535	1396	1294	1370	1051	1031	1205	1230	22071

\*\*\* Keyword: Contact

**Table 2725 How far R's father lives from R**

[Questionnaire] Please answer the following questions about how often you keep in contact with your parents and your spouse's parents... How far does [PERSON] live from you?... Own Father

[VAR] RPAFAR

RESPONSE	PUNCH	03-07	2008	2009	2010	2011	2012	2013	2014	2016	2018	2021	2023	TOTAL
Living together	0	4.1	-	-	-	-	-	-	-	18.7	-	-	-	2.2
Next door, same building or same street	1	0.2	-	-	-	-	-	-	-	1.2	-	-	-	0.1
Within 15 minutes' walk	2	0.3	-	-	-	-	-	-	-	1.9	-	-	-	0.2
Within 15 to 30 minutes by car or train	3	1.1	-	-	-	-	-	-	-	5.9	-	-	-	0.6
Within 30 minutes to an hour by car or train	4	1.5	-	-	-	-	-	-	-	4.9	-	-	-	0.7
Within an hour to 3 hours by car or train	5	2.1	-	-	-	-	-	-	-	9.6	-	-	-	1.1
More than 3 hours by car or train	6	1.6	-	-	-	-	-	-	-	7.1	-	-	-	0.9
Living abroad	7	0.0	-	-	-	-	-	-	-	0.0	-	-	-	0.0
DK/NA	-8	0.0	-	-	-	-	-	-	-	0.1	-	-	-	0.0
IAP	-1	89.1	100.0	100.0	100.0	100.0	100.0	100.0	100.0	50.5	100.0	100.0	100.0	94.1
N		7276	1508	1599	1576	1535	1396	1294	1370	1051	1031	1205	1230	22071

\*\*\* Keyword: Contact

**Table 2726 Frequency of face-to-face contacts with R's father**

[Questionnaire] Please answer the following questions about how often you keep in contact with your parents and your spouse's parents... How often do you keep in face-to-face contact with [PERSON]?... Own Father

[VAR] RPASEE

RESPONSE	PUNCH	03-07	2008	2009	2010	2011	2012	2013	2014	2016	2018	2021	2023	TOTAL
Living together	0	4.1	-	-	-	-	-	-	-	18.7	-	-	-	2.2
Daily	1	0.2	-	-	-	-	-	-	-	1.3	-	-	-	0.1
Several times a week	2	0.5	-	-	-	-	-	-	-	3.0	-	-	-	0.3
About once a week	3	1.1	-	-	-	-	-	-	-	4.8	-	-	-	0.6
About once a month	4	2.4	-	-	-	-	-	-	-	10.8	-	-	-	1.3
Several times a year	5	2.0	-	-	-	-	-	-	-	8.7	-	-	-	1.1
About once a year	6	0.3	-	-	-	-	-	-	-	0.9	-	-	-	0.1
Less than once a year	7	0.1	-	-	-	-	-	-	-	1.3	-	-	-	0.1
DK/NA	-8	0.0	-	-	-	-	-	-	-	0.1	-	-	-	0.0
IAP	-1	89.1	100.0	100.0	100.0	100.0	100.0	100.0	100.0	50.5	100.0	100.0	100.0	94.1
N		7276	1508	1599	1576	1535	1396	1294	1370	1051	1031	1205	1230	22071

\*\*\* Keyword: Contact



**Table 2727 Frequency of other contacts (phone calls, letters, and e-mails) with R's father**

[Questionnaire] Please answer the following questions about how often you keep in contact with your parents and your spouse's parents... How often do you keep in any other contact besides face-to-face contact (talking on the phone, writing letters/e-mail, etc.) with [PERSON]?... Own Father

[VAR] RPACAL

RESPONSE	PUNCH	03-07	2008	2009	2010	2011	2012	2013	2014	2016	2018	2021	2023	TOTAL
Living together	0	4.1	-	-	-	-	-	-	-	18.7	-	-	-	2.2
Daily	1	1.2	-	-	-	-	-	-	-	6.4	-	-	-	0.7
Several times a week	2	2.2	-	-	-	-	-	-	-	10.1	-	-	-	1.2
About once a week	3	2.0	-	-	-	-	-	-	-	7.1	-	-	-	1.0
About once a month	4	1.0	-	-	-	-	-	-	-	4.0	-	-	-	0.5
Several times a year	5	0.2	-	-	-	-	-	-	-	1.7	-	-	-	0.1
About once a year	6	0.1	-	-	-	-	-	-	-	0.3	-	-	-	0.0
Less than once a year	7	0.2	-	-	-	-	-	-	-	1.1	-	-	-	0.1
DK/NA	-8	0.0	-	-	-	-	-	-	-	0.1	-	-	-	0.0
IAP	-1	89.1	100.0	100.0	100.0	100.0	100.0	100.0	100.0	50.5	100.0	100.0	100.0	94.1
N		7276	1508	1599	1576	1535	1396	1294	1370	1051	1031	1205	1230	22071

\*\*\* Keyword: Contact

**Table 2728 Whether R's mother is alive**

[Questionnaire] Please answer the following questions about how often you keep in contact with your parents and your spouse's parents... Is [PERSON] alive?... Own Mother

[VAR] RMAALI

RESPONSE	PUNCH	03-07	2008	2009	2010	2011	2012	2013	2014	2016	2018	2021	2023	TOTAL
Alive	1	15.0	-	-	-	-	-	-	-	66.4	-	-	-	8.1
Not alive	2	7.0	-	-	-	-	-	-	-	33.5	-	-	-	3.9
DK/NA	-8	0.0	-	-	-	-	-	-	-	0.1	-	-	-	0.0
IAP	-1	77.9	100.0	100.0	100.0	100.0	100.0	100.0	100.0	0.0	100.0	100.0	100.0	88.0
N		7276	1508	1599	1576	1535	1396	1294	1370	1051	1031	1205	1230	22071

\*\*\* Keyword: Contact

**Table 2729 Age of R's mother**

[Questionnaire] Please answer the following questions about how often you keep in contact with your parents and your spouse's parents... How old is [PERSON]?... Own Mother

[VAR] RMAOLD

RESPONSE	PUNCH	03-07	2008	2009	2010	2011	2012	2013	2014	2016	2018	2021	2023	TOTAL
40 or under years old	1	2.4	-	-	-	-	-	-	-	5.0	-	-	-	1.0
50-59	2	4.0	-	-	-	-	-	-	-	18.5	-	-	-	2.2
60-69	3	3.8	-	-	-	-	-	-	-	15.0	-	-	-	2.0
70-79	4	3.4	-	-	-	-	-	-	-	16.1	-	-	-	1.9
80 or over	5	1.4	-	-	-	-	-	-	-	11.5	-	-	-	1.0
DK/NA	-8	0.1	-	-	-	-	-	-	-	0.3	-	-	-	0.0
IAP	-1	85.0	100.0	100.0	100.0	100.0	100.0	100.0	100.0	33.6	100.0	100.0	100.0	91.9
N		7276	1508	1599	1576	1535	1396	1294	1370	1051	1031	1205	1230	22071

\*\*\* Keyword: Contact

**Table 2730 Marital status of R's mother**

[Questionnaire] Please answer the following questions about how often you keep in contact with your parents and your spouse's parents... Is [PERSON] now never married, married, divorced, widowed, separated, or cohabiting?... Own Mother

[VAR] RMAMAR

RESPONSE	PUNCH	03-07	2008	2009	2010	2011	2012	2013	2014	2016	2018	2021	2023	TOTAL
Married	1	10.0	-	-	-	-	-	-	-	45.5	-	-	-	5.5
Widowed	2	4.8	-	-	-	-	-	-	-	18.7	-	-	-	2.5
Divorced	3	0.2	-	-	-	-	-	-	-	1.7	-	-	-	0.1
Separated	4	0.1	-	-	-	-	-	-	-	0.3	-	-	-	0.0
Cohabiting	6	0.0	-	-	-	-	-	-	-	0.1	-	-	-	0.0
DK/NA	-8	0.0	-	-	-	-	-	-	-	0.1	-	-	-	0.0
IAP	-1	85.0	100.0	100.0	100.0	100.0	100.0	100.0	100.0	33.6	100.0	100.0	100.0	91.9
N		7276	1508	1599	1576	1535	1396	1294	1370	1051	1031	1205	1230	22071

\*\*\* Keyword: Contact, Divorce

**Table 2731 Employment status of R's mother**

[Questionnaire] Please answer the following questions about how often you keep in contact with your parents and your spouse's parents... Is [PERSON] currently working for pay?... Own Mother

[VAR] RMAEMP

RESPONSE	PUNCH	03-07	2008	2009	2010	2011	2012	2013	2014	2016	2018	2021	2023	TOTAL
Employed	1	4.5	-	-	-	-	-	-	-	21.8	-	-	-	2.5
Not employed	2	10.5	-	-	-	-	-	-	-	44.0	-	-	-	5.6
DK/NA	-8	0.1	-	-	-	-	-	-	-	0.5	-	-	-	0.0
IAP	-1	85.0	100.0	100.0	100.0	100.0	100.0	100.0	100.0	33.7	100.0	100.0	100.0	91.9
N		7276	1508	1599	1576	1535	1396	1294	1370	1051	1031	1205	1230	22071

\*\*\* Keyword: Contact, Job



**Table 2732 Living arrangement of R's mother**

[Questionnaire] Please answer the following questions about how often you keep in contact with your parents and your spouse's parents... With whom is [PERSON] currently living?... Own Mother

[VAR] RMACOH

RESPONSE	PUNCH	03-07	2008	2009	2010	2011	2012	2013	2014	2016	2018	2021	2023	TOTAL
Married son	1	2.3	-	-	-	-	-	-	-	4.2	-	-	-	0.9
Married daughter	2	0.5	-	-	-	-	-	-	-	2.2	-	-	-	0.3
Unmarried son or daughter	3	5.8	-	-	-	-	-	-	-	23.4	-	-	-	3.0
Spouse only	4	4.2	-	-	-	-	-	-	-	20.7	-	-	-	2.4
Alone	5	1.9	-	-	-	-	-	-	-	12.4	-	-	-	1.2
A care facility	6	0.0	-	-	-	-	-	-	-	1.5	-	-	-	0.1
OTHER	77	0.3	-	-	-	-	-	-	-	1.2	-	-	-	0.1
DK/NA	-8	0.1	-	-	-	-	-	-	-	0.8	-	-	-	0.1
IAP	-1	85.0	100.0	100.0	100.0	100.0	100.0	100.0	100.0	33.6	100.0	100.0	100.0	91.9
N		7276	1508	1599	1576	1535	1396	1294	1370	1051	1031	1205	1230	22071

\*\*\* Keyword: Contact

**Table 2733 How far R's mother lives from R**

[Questionnaire] Please answer the following questions about how often you keep in contact with your parents and your spouse's parents... How far does [PERSON] live from you?... Own Mother

[VAR] RMAFAR

RESPONSE	PUNCH	03-07	2008	2009	2010	2011	2012	2013	2014	2016	2018	2021	2023	TOTAL
Living together	0	5.2	-	-	-	-	-	-	-	22.7	-	-	-	2.8
Next door, same building or same street	1	0.4	-	-	-	-	-	-	-	2.3	-	-	-	0.2
Within 15 minutes' walk	2	0.4	-	-	-	-	-	-	-	3.5	-	-	-	0.3
Within 15 to 30 minutes by car or train	3	1.7	-	-	-	-	-	-	-	9.0	-	-	-	1.0
Within 30 minutes to an hour by car or train	4	2.0	-	-	-	-	-	-	-	6.6	-	-	-	1.0
Within an hour to 3 hours by car or train	5	2.7	-	-	-	-	-	-	-	13.3	-	-	-	1.5
More than 3 hours by car or train	6	2.6	-	-	-	-	-	-	-	8.7	-	-	-	1.3
Living abroad	7	0.0	-	-	-	-	-	-	-	0.0	-	-	-	0.0
DK/NA	-8	0.0	-	-	-	-	-	-	-	0.3	-	-	-	0.0
IAP	-1	85.0	100.0	100.0	100.0	100.0	100.0	100.0	100.0	33.6	100.0	100.0	100.0	91.9
N		7276	1508	1599	1576	1535	1396	1294	1370	1051	1031	1205	1230	22071

\*\*\* Keyword: Contact

**Table 2734 Frequency of face-to-face contacts with R's mother**

[Questionnaire] Please answer the following questions about how often you keep in contact with your parents and your spouse's parents... How often do you keep in face-to-face contact with [PERSON]?... Own Mother

[VAR] RMASEE

RESPONSE	PUNCH	03-07	2008	2009	2010	2011	2012	2013	2014	2016	2018	2021	2023	TOTAL
Living together	0	5.2	-	-	-	-	-	-	-	22.7	-	-	-	2.8
Daily	1	0.5	-	-	-	-	-	-	-	2.6	-	-	-	0.3
Several times a week	2	0.7	-	-	-	-	-	-	-	5.0	-	-	-	0.5
About once a week	3	1.6	-	-	-	-	-	-	-	6.2	-	-	-	0.8
About once a month	4	3.3	-	-	-	-	-	-	-	15.4	-	-	-	1.8
Several times a year	5	3.0	-	-	-	-	-	-	-	12.1	-	-	-	1.6
About once a year	6	0.5	-	-	-	-	-	-	-	1.0	-	-	-	0.2
Less than once a year	7	0.2	-	-	-	-	-	-	-	1.0	-	-	-	0.1
DK/NA	-8	0.0	-	-	-	-	-	-	-	0.3	-	-	-	0.0
IAP	-1	85.0	100.0	100.0	100.0	100.0	100.0	100.0	100.0	33.6	100.0	100.0	100.0	91.9
N		7276	1508	1599	1576	1535	1396	1294	1370	1051	1031	1205	1230	22071

\*\*\* Keyword: Contact

**Table 2735 Frequency of other contacts (phone calls, letters, and e-mails) with R's mother**

[Questionnaire] Please answer the following questions about how often you keep in contact with your parents and your spouse's parents... How often do you keep in any other contact besides face-to-face contact (talking on the phone, writing letters/e-mail, etc.) with [PERSON]?... Own Mother

[VAR] RMACAL

RESPONSE	PUNCH	03-07	2008	2009	2010	2011	2012	2013	2014	2016	2018	2021	2023	TOTAL
Living together	0	5.2	-	-	-	-	-	-	-	22.6	-	-	-	2.8
Daily	1	2.0	-	-	-	-	-	-	-	9.1	-	-	-	1.1
Several times a week	2	3.2	-	-	-	-	-	-	-	14.8	-	-	-	1.8
About once a week	3	2.7	-	-	-	-	-	-	-	10.5	-	-	-	1.4
About once a month	4	1.3	-	-	-	-	-	-	-	5.8	-	-	-	0.7
Several times a year	5	0.3	-	-	-	-	-	-	-	1.6	-	-	-	0.2
About once a year	6	0.1	-	-	-	-	-	-	-	0.2	-	-	-	0.0
Less than once a year	7	0.2	-	-	-	-	-	-	-	1.5	-	-	-	0.1
DK/NA	-8	0.0	-	-	-	-	-	-	-	0.3	-	-	-	0.0
IAP	-1	85.0	100.0	100.0	100.0	100.0	100.0	100.0	100.0	33.6	100.0	100.0	100.0	91.9
N		7276	1508	1599	1576	1535	1396	1294	1370	1051	1031	1205	1230	22071

\*\*\* Keyword: Contact



**Table 2736 Whether Spouse's father is alive**

[Questionnaire] Please answer the following questions about how often you keep in contact with your parents and your spouse's parents... Is [PERSON] alive?... Spouse's Father

[VAR] SPPALI

RESPONSE	PUNCH	03-07	2008	2009	2010	2011	2012	2013	2014	2016	2018	2021	2023	TOTAL
Alive	1	5.2	-	-	-	-	-	-	-	22.7	-	-	-	2.8
Not alive	2	9.3	-	-	-	-	-	-	-	41.1	-	-	-	5.0
DK/NA	-8	0.0	-	-	-	-	-	-	-	0.5	-	-	-	0.0
IAP	-1	85.6	100.0	100.0	100.0	100.0	100.0	100.0	100.0	35.7	100.0	100.0	100.0	92.2
N		7276	1508	1599	1576	1535	1396	1294	1370	1051	1031	1205	1230	22071

\*\*\* Keyword: Contact

**Table 2737 Age of Spouse's father**

[Questionnaire] Please answer the following questions about how often you keep in contact with your parents and your spouse's parents... How old is [PERSON]?... Spouse's Father

[VAR] SPPOLD

RESPONSE	PUNCH	03-07	2008	2009	2010	2011	2012	2013	2014	2016	2018	2021	2023	TOTAL
40 or under years old	1	0.0	-	-	-	-	-	-	-	0.0	-	-	-	0.0
50-59	2	0.7	-	-	-	-	-	-	-	2.0	-	-	-	0.3
60-69	3	1.9	-	-	-	-	-	-	-	6.7	-	-	-	0.9
70-79	4	1.9	-	-	-	-	-	-	-	9.1	-	-	-	1.1
80 or over	5	0.6	-	-	-	-	-	-	-	4.5	-	-	-	0.4
DK/NA	-8	0.0	-	-	-	-	-	-	-	0.6	-	-	-	0.0
IAP	-1	94.8	100.0	100.0	100.0	100.0	100.0	100.0	100.0	77.2	100.0	100.0	100.0	97.2
N		7276	1508	1599	1576	1535	1396	1294	1370	1051	1031	1205	1230	22071

\*\*\* Keyword: Contact

**Table 2738 Marital status of Spouse's father**

[Questionnaire] Please answer the following questions about how often you keep in contact with your parents and your spouse's parents... Is [PERSON] now never married, married, divorced, widowed, separated, or cohabiting?... Spouse's Father

[VAR] SPPMAR

RESPONSE	PUNCH	03-07	2008	2009	2010	2011	2012	2013	2014	2016	2018	2021	2023	TOTAL
Married	1	4.6	-	-	-	-	-	-	-	18.6	-	-	-	2.4
Widowed	2	0.5	-	-	-	-	-	-	-	3.0	-	-	-	0.3
Divorced	3	0.0	-	-	-	-	-	-	-	0.3	-	-	-	0.0
Separated	4	0.0	-	-	-	-	-	-	-	0.5	-	-	-	0.0
Cohabiting	6	0.0	-	-	-	-	-	-	-	0.1	-	-	-	0.0
DK/NA	-8	0.0	-	-	-	-	-	-	-	0.2	-	-	-	0.0
IAP	-1	94.8	100.0	100.0	100.0	100.0	100.0	100.0	100.0	77.3	100.0	100.0	100.0	97.2
N		7276	1508	1599	1576	1535	1396	1294	1370	1051	1031	1205	1230	22071

\*\*\* Keyword: Contact, Divorce

**Table 2739 Employment status of Spouse's father**

[Questionnaire] Please answer the following questions about how often you keep in contact with your parents and your spouse's parents... Is [PERSON] currently working for pay?... Spouse's Father

[VAR] SPPEMP

RESPONSE	PUNCH	03-07	2008	2009	2010	2011	2012	2013	2014	2016	2018	2021	2023	TOTAL
Employed	1	2.1	-	-	-	-	-	-	-	8.8	-	-	-	1.1
Not employed	2	3.1	-	-	-	-	-	-	-	13.5	-	-	-	1.6
DK/NA	-8	0.0	-	-	-	-	-	-	-	0.5	-	-	-	0.0
IAP	-1	94.8	100.0	100.0	100.0	100.0	100.0	100.0	100.0	77.3	100.0	100.0	100.0	97.2
N		7276	1508	1599	1576	1535	1396	1294	1370	1051	1031	1205	1230	22071

\*\*\* Keyword: Contact, Job

**Table 2740 Living arrangement of Spouse's father**

[Questionnaire] Please answer the following questions about how often you keep in contact with your parents and your spouse's parents... With whom is [PERSON] currently living?... Spouse's Father

[VAR] SPPCOH

RESPONSE	PUNCH	03-07	2008	2009	2010	2011	2012	2013	2014	2016	2018	2021	2023	TOTAL
Married son	1	0.7	-	-	-	-	-	-	-	1.2	-	-	-	0.3
Married daughter	2	0.1	-	-	-	-	-	-	-	0.6	-	-	-	0.1
Unmarried son or daughter	3	0.8	-	-	-	-	-	-	-	0.8	-	-	-	0.3
Spouse only	4	2.9	-	-	-	-	-	-	-	16.0	-	-	-	1.7
Alone	5	0.3	-	-	-	-	-	-	-	2.8	-	-	-	0.2
A care facility	6	0.1	-	-	-	-	-	-	-	0.7	-	-	-	0.1
OTHER	77	0.1	-	-	-	-	-	-	-	0.3	-	-	-	0.1
DK/NA	-8	0.1	-	-	-	-	-	-	-	0.4	-	-	-	0.0
IAP	-1	94.8	100.0	100.0	100.0	100.0	100.0	100.0	100.0	77.3	100.0	100.0	100.0	97.2
N		7276	1508	1599	1576	1535	1396	1294	1370	1051	1031	1205	1230	22071

\*\*\* Keyword: Contact



**Table 2741 How far Spouse's father lives from R**

[Questionnaire] Please answer the following questions about how often you keep in contact with your parents and your spouse's parents... How far does [PERSON] live from you?... Spouse's Father

[VAR] SPPFAR

RESPONSE	PUNCH	03-07	2008	2009	2010	2011	2012	2013	2014	2016	2018	2021	2023	TOTAL
Living together	0	0.3	-	-	-	-	-	-	-	0.8	-	-	-	0.1
Next door, same building or same street	1	0.1	-	-	-	-	-	-	-	0.8	-	-	-	0.1
Within 15 minutes' walk	2	0.3	-	-	-	-	-	-	-	1.1	-	-	-	0.1
Within 15 to 30 minutes by car or train	3	0.9	-	-	-	-	-	-	-	4.1	-	-	-	0.5
Within 30 minutes to an hour by car or train	4	1.0	-	-	-	-	-	-	-	4.3	-	-	-	0.5
Within an hour to 3 hours by car or train	5	1.5	-	-	-	-	-	-	-	6.8	-	-	-	0.8
More than 3 hours by car or train	6	1.0	-	-	-	-	-	-	-	4.8	-	-	-	0.6
Living abroad	7	0.0	-	-	-	-	-	-	-	0.0	-	-	-	0.0
DK/NA	-8	0.0	-	-	-	-	-	-	-	0.2	-	-	-	0.0
IAP	-1	94.8	100.0	100.0	100.0	100.0	100.0	100.0	100.0	77.2	100.0	100.0	100.0	97.2
N		7276	1508	1599	1576	1535	1396	1294	1370	1051	1031	1205	1230	22071

\*\*\* Keyword: Contact

**Table 2742 Frequency of face-to-face contacts with Spouse's father**

[Questionnaire] Please answer the following questions about how often you keep in contact with your parents and your spouse's parents... How often do you keep in face-to-face contact with [PERSON]?... Spouse's Father

[VAR] SPPSEE

RESPONSE	PUNCH	03-07	2008	2009	2010	2011	2012	2013	2014	2016	2018	2021	2023	TOTAL
Living together	0	0.3	-	-	-	-	-	-	-	0.8	-	-	-	0.1
Daily	1	0.2	-	-	-	-	-	-	-	0.2	-	-	-	0.1
Several times a week	2	0.3	-	-	-	-	-	-	-	1.4	-	-	-	0.2
About once a week	3	0.8	-	-	-	-	-	-	-	3.1	-	-	-	0.4
About once a month	4	1.6	-	-	-	-	-	-	-	8.7	-	-	-	0.9
Several times a year	5	1.7	-	-	-	-	-	-	-	6.9	-	-	-	0.9
About once a year	6	0.2	-	-	-	-	-	-	-	0.5	-	-	-	0.1
Less than once a year	7	0.1	-	-	-	-	-	-	-	1.0	-	-	-	0.1
DK/NA	-8	0.0	-	-	-	-	-	-	-	0.2	-	-	-	0.0
IAP	-1	94.8	100.0	100.0	100.0	100.0	100.0	100.0	100.0	77.3	100.0	100.0	100.0	97.2
N		7276	1508	1599	1576	1535	1396	1294	1370	1051	1031	1205	1230	22071

\*\*\* Keyword: Contact

**Table 2743 Frequency of other contacts (phone calls, letters, and e-mails) with Spouse's father**

[Questionnaire] Please answer the following questions about how often you keep in contact with your parents and your spouse's parents... How often do you keep in any other contact besides face-to-face contact (talking on the phone, writing letters/e-mail, etc.) with [PERSON]?... Spouse's Father

[VAR] SPPCAL

RESPONSE	PUNCH	03-07	2008	2009	2010	2011	2012	2013	2014	2016	2018	2021	2023	TOTAL
Living together	0	0.3	-	-	-	-	-	-	-	0.8	-	-	-	0.1
Daily	1	0.7	-	-	-	-	-	-	-	2.1	-	-	-	0.3
Several times a week	2	1.2	-	-	-	-	-	-	-	5.6	-	-	-	0.7
About once a week	3	1.4	-	-	-	-	-	-	-	6.4	-	-	-	0.8
About once a month	4	1.0	-	-	-	-	-	-	-	4.1	-	-	-	0.5
Several times a year	5	0.3	-	-	-	-	-	-	-	2.0	-	-	-	0.2
About once a year	6	0.1	-	-	-	-	-	-	-	0.4	-	-	-	0.0
Less than once a year	7	0.1	-	-	-	-	-	-	-	1.3	-	-	-	0.1
DK/NA	-8	0.0	-	-	-	-	-	-	-	0.2	-	-	-	0.0
IAP	-1	94.8	100.0	100.0	100.0	100.0	100.0	100.0	100.0	77.2	100.0	100.0	100.0	97.2
N		7276	1508	1599	1576	1535	1396	1294	1370	1051	1031	1205	1230	22071

\*\*\* Keyword: Contact

**Table 2744 Whether Spouse's mother is alive**

[Questionnaire] Please answer the following questions about how often you keep in contact with your parents and your spouse's parents... Is [PERSON] alive?... Spouse's Mother

[VAR] SPMALI

RESPONSE	PUNCH	03-07	2008	2009	2010	2011	2012	2013	2014	2016	2018	2021	2023	TOTAL
Alive	1	9.2	-	-	-	-	-	-	-	35.4	-	-	-	4.7
Not alive	2	5.2	-	-	-	-	-	-	-	28.3	-	-	-	3.1
DK/NA	-8	0.0	-	-	-	-	-	-	-	0.6	-	-	-	0.0
IAP	-1	85.6	100.0	100.0	100.0	100.0	100.0	100.0	100.0	35.7	100.0	100.0	100.0	92.2
N		7276	1508	1599	1576	1535	1396	1294	1370	1051	1031	1205	1230	22071

\*\*\* Keyword: Contact

**Table 2745 Age of Spouse's mother**

[Questionnaire] Please answer the following questions about how often you keep in contact with your parents and your spouse's parents. How old is [PERSON]?... Spouse's Mother

[VAR] SPMOLD

RESPONSE	PUNCH	03-07	2008	2009	2010	2011	2012	2013	2014	2016	2018	2021	2023	TOTAL
40 or under years old	1	0.2	-	-	-	-	-	-	-	0.1	-	-	-	0.1
50-59	2	1.1	-	-	-	-	-	-	-	4.9	-	-	-	0.6
60-69	3	3.5	-	-	-	-	-	-	-	7.9	-	-	-	1.5
70-79	4	3.0	-	-	-	-	-	-	-	12.6	-	-	-	1.6
80 or over	5	1.3	-	-	-	-	-	-	-	9.1	-	-	-	0.9
DK/NA	-8	0.0	-	-	-	-	-	-	-	0.9	-	-	-	0.1
IAP	-1	90.8	100.0	100.0	100.0	100.0	100.0	100.0	100.0	64.6	100.0	100.0	100.0	95.3
N		7276	1508	1599	1576	1535	1396	1294	1370	1051	1031	1205	1230	22071

\*\*\* Keyword: Contact



**Table 2746 Marital status of Spouse's mother**

[Questionnaire] Please answer the following questions about how often you keep in contact with your parents and your spouse's parents... Is [PERSON] now never married, married, divorced, widowed, separated, or cohabiting?... Spouse's Mother

[VAR] SPMMAR

RESPONSE	PUNCH	03-07	2008	2009	2010	2011	2012	2013	2014	2016	2018	2021	2023	TOTAL
Married	1	4.6	-	-	-	-	-	-	-	20.0	-	-	-	2.5
Widowed	2	4.5	-	-	-	-	-	-	-	14.2	-	-	-	2.2
Divorced	3	0.0	-	-	-	-	-	-	-	0.5	-	-	-	0.0
Separated	4	0.0	-	-	-	-	-	-	-	0.5	-	-	-	0.0
Cohabiting	6	0.0	-	-	-	-	-	-	-	0.1	-	-	-	0.0
DK/NA	-8	0.0	-	-	-	-	-	-	-	0.2	-	-	-	0.0
IAP	-1	90.8	100.0	100.0	100.0	100.0	100.0	100.0	100.0	64.6	100.0	100.0	100.0	95.3
N		7276	1508	1599	1576	1535	1396	1294	1370	1051	1031	1205	1230	22071

\*\*\* Keyword: Contact, Divorce

**Table 2747 Employment status of Spouse's mother**

[Questionnaire] Please answer the following questions about how often you keep in contact with your parents and your spouse's parents... Is [PERSON] currently working for pay?... Spouse's Mother

[VAR] SPMEMP

RESPONSE	PUNCH	03-07	2008	2009	2010	2011	2012	2013	2014	2016	2018	2021	2023	TOTAL
Employed	1	1.7	-	-	-	-	-	-	-	5.1	-	-	-	0.8
Not employed	2	7.4	-	-	-	-	-	-	-	29.7	-	-	-	3.9
DK/NA	-8	0.0	-	-	-	-	-	-	-	0.6	-	-	-	0.0
IAP	-1	90.8	100.0	100.0	100.0	100.0	100.0	100.0	100.0	64.6	100.0	100.0	100.0	95.3
N		7276	1508	1599	1576	1535	1396	1294	1370	1051	1031	1205	1230	22071

\*\*\* Keyword: Contact, Job

**Table 2748 Living arrangement of Spouse's mother**

[Questionnaire] Please answer the following questions about how often you keep in contact with your parents and your spouse's parents... With whom is [PERSON] currently living?... Spouse's Mother

[VAR] SPMCOH

RESPONSE	PUNCH	03-07	2008	2009	2010	2011	2012	2013	2014	2016	2018	2021	2023	TOTAL
Married son	1	2.4	-	-	-	-	-	-	-	3.7	-	-	-	1.0
Married daughter	2	0.4	-	-	-	-	-	-	-	0.6	-	-	-	0.2
Unmarried son or daughter	3	1.1	-	-	-	-	-	-	-	1.6	-	-	-	0.4
Spouse only	4	2.9	-	-	-	-	-	-	-	16.0	-	-	-	1.7
Alone	5	2.0	-	-	-	-	-	-	-	11.1	-	-	-	1.2
A care facility	6	0.1	-	-	-	-	-	-	-	1.5	-	-	-	0.1
OTHER	77	0.1	-	-	-	-	-	-	-	0.4	-	-	-	0.1
DK/NA	-8	0.1	-	-	-	-	-	-	-	0.4	-	-	-	0.0
IAP	-1	90.8	100.0	100.0	100.0	100.0	100.0	100.0	100.0	64.7	100.0	100.0	100.0	95.3
N		7276	1508	1599	1576	1535	1396	1294	1370	1051	1031	1205	1230	22071

\*\*\* Keyword: Contact

**Table 2749 How far Spouse's mother lives from R**

[Questionnaire] Please answer the following questions about how often you keep in contact with your parents and your spouse's parents... How far does [PERSON] live from you?... Spouse's Mother

[VAR] SPMFAR

RESPONSE	PUNCH	03-07	2008	2009	2010	2011	2012	2013	2014	2016	2018	2021	2023	TOTAL
Living together	0	0.8	-	-	-	-	-	-	-	2.0	-	-	-	0.4
Next door, same building or same street	1	0.2	-	-	-	-	-	-	-	1.0	-	-	-	0.1
Within 15 minutes' walk	2	0.3	-	-	-	-	-	-	-	2.5	-	-	-	0.2
Within 15 to 30 minutes by car or train	3	1.6	-	-	-	-	-	-	-	6.0	-	-	-	0.8
Within 30 minutes to an hour by car or train	4	1.8	-	-	-	-	-	-	-	7.0	-	-	-	0.9
Within an hour to 3 hours by car or train	5	2.3	-	-	-	-	-	-	-	9.6	-	-	-	1.2
More than 3 hours by car or train	6	2.1	-	-	-	-	-	-	-	6.9	-	-	-	1.0
Living abroad	7	0.0	-	-	-	-	-	-	-	0.0	-	-	-	0.0
DK/NA	-8	0.0	-	-	-	-	-	-	-	0.4	-	-	-	0.0
IAP	-1	90.8	100.0	100.0	100.0	100.0	100.0	100.0	100.0	64.7	100.0	100.0	100.0	95.3
N		7276	1508	1599	1576	1535	1396	1294	1370	1051	1031	1205	1230	22071

\*\*\* Keyword: Contact

**Table 2750 Frequency of face-to-face contacts with Spouse's mother**

[Questionnaire] Please answer the following questions about how often you keep in contact with your parents and your spouse's parents... How often do you keep in face-to-face contact with [PERSON]?... Spouse's Mother

[VAR] SPMSEE

RESPONSE	PUNCH	03-07	2008	2009	2010	2011	2012	2013	2014	2016	2018	2021	2023	TOTAL
Living together	0	0.8	-	-	-	-	-	-	-	2.0	-	-	-	0.4
Daily	1	0.4	-	-	-	-	-	-	-	0.8	-	-	-	0.2
Several times a week	2	0.4	-	-	-	-	-	-	-	2.9	-	-	-	0.3
About once a week	3	1.2	-	-	-	-	-	-	-	4.2	-	-	-	0.6
About once a month	4	2.9	-	-	-	-	-	-	-	11.6	-	-	-	1.5
Several times a year	5	3.2	-	-	-	-	-	-	-	11.5	-	-	-	1.6
About once a year	6	0.3	-	-	-	-	-	-	-	1.2	-	-	-	0.2
Less than once a year	7	0.1	-	-	-	-	-	-	-	1.0	-	-	-	0.1
DK/NA	-8	0.0	-	-	-	-	-	-	-	0.3	-	-	-	0.0
IAP	-1	90.8	100.0	100.0	100.0	100.0	100.0	100.0	100.0	64.5	100.0	100.0	100.0	95.3
N		7276	1508	1599	1576	1535	1396	1294	1370	1051	1031	1205	1230	22071

\*\*\* Keyword: Contact



**Table 2751 Frequency of other contacts (phone calls, letters, and e-mails) with Spouse's mother**

[Questionnaire] Please answer the following questions about how often you keep in contact with your parents and your spouse's parents... How often do you keep in any other contact besides face-to-face contact (talking on the phone, writing letters/e-mail, etc.) with [PERSON]?... Spouse's Mother

[VAR] SPMCAL

RESPONSE	PUNCH	03-07	2008	2009	2010	2011	2012	2013	2014	2016	2018	2021	2023	TOTAL
Living together	0	0.8	-	-	-	-	-	-	-	2.0	-	-	-	0.4
Daily	1	1.1	-	-	-	-	-	-	-	4.3	-	-	-	0.6
Several times a week	2	2.3	-	-	-	-	-	-	-	8.5	-	-	-	1.2
About once a week	3	2.4	-	-	-	-	-	-	-	9.4	-	-	-	1.2
About once a month	4	1.8	-	-	-	-	-	-	-	6.2	-	-	-	0.9
Several times a year	5	0.6	-	-	-	-	-	-	-	3.0	-	-	-	0.3
About once a year	6	0.1	-	-	-	-	-	-	-	0.5	-	-	-	0.1
Less than once a year	7	0.2	-	-	-	-	-	-	-	1.2	-	-	-	0.1
DK/NA	-8	0.0	-	-	-	-	-	-	-	0.4	-	-	-	0.0
IAP	-1	90.8	100.0	100.0	100.0	100.0	100.0	100.0	100.0	64.5	100.0	100.0	100.0	95.3
N		7276	1508	1599	1576	1535	1396	1294	1370	1051	1031	1205	1230	22071

\*\*\* Keyword: Contact

**Table 2752 Agree or disagree on financial support: unmarried adult man for his own parent(s)**

[Questionnaire] To what extent do you agree or disagree with each of the following statements about providing financial support for parents? Here, adult man and woman are those who are aged 18 or above... Unmarried adult man ought to provide financial support for his(her) Own parent(s)

[VAR] UAMOPFF

RESPONSE	PUNCH	03-07	2008	2009	2010	2011	2012	2013	2014	2016	2018	2021	2023	TOTAL
Strongly agree	1	4.5	-	-	-	-	-	-	-	-	-	-	-	1.5
Fairly agree	2	4.7	-	-	-	-	-	-	-	-	-	-	-	1.5
Somewhat agree	3	7.7	-	-	-	-	-	-	-	-	-	-	-	2.5
Neither agree nor disagree	4	2.8	-	-	-	-	-	-	-	-	-	-	-	0.9
Somewhat disagree	5	1.5	-	-	-	-	-	-	-	-	-	-	-	0.5
Fairly disagree	6	0.5	-	-	-	-	-	-	-	-	-	-	-	0.1
Strongly disagree	7	0.2	-	-	-	-	-	-	-	-	-	-	-	0.1
DK/NA	-8	0.1	-	-	-	-	-	-	-	-	-	-	-	0.0
IAP	-1	77.9	100.0	100.0	100.0	100.0	100.0	100.0	100.0	100.0	100.0	100.0	100.0	92.7
N		7276	1508	1599	1576	1535	1396	1294	1370	1051	1031	1205	1230	22071

\* SHOW CARD

\*\*\* Keyword: Financial Support

**Table 2753 Agree or disagree on financial support: unmarried adult woman for her own parent(s)**

[Questionnaire] To what extent do you agree or disagree with each of the following statements about providing financial support for parents? Here, adult man and woman are those who are aged 18 or above... Unmarried adult woman ought to provide financial support for his(her) Own parent(s)

[VAR] UAFOPFF

RESPONSE	PUNCH	03-07	2008	2009	2010	2011	2012	2013	2014	2016	2018	2021	2023	TOTAL
Strongly agree	1	3.8	-	-	-	-	-	-	-	-	-	-	-	1.2
Fairly agree	2	4.1	-	-	-	-	-	-	-	-	-	-	-	1.4
Somewhat agree	3	8.0	-	-	-	-	-	-	-	-	-	-	-	2.6
Neither agree nor disagree	4	3.6	-	-	-	-	-	-	-	-	-	-	-	1.2
Somewhat disagree	5	1.7	-	-	-	-	-	-	-	-	-	-	-	0.5
Fairly disagree	6	0.5	-	-	-	-	-	-	-	-	-	-	-	0.2
Strongly disagree	7	0.2	-	-	-	-	-	-	-	-	-	-	-	0.1
DK/NA	-8	0.1	-	-	-	-	-	-	-	-	-	-	-	0.0
IAP	-1	77.9	100.0	100.0	100.0	100.0	100.0	100.0	100.0	100.0	100.0	100.0	100.0	92.7
N		7276	1508	1599	1576	1535	1396	1294	1370	1051	1031	1205	1230	22071

\* SHOW CARD

\*\*\* Keyword: Financial Support

**Table 2754 Agree or disagree on financial support: married adult man for his own parent(s)**

[Questionnaire] To what extent do you agree or disagree with each of the following statements about providing financial support for parents? Here, adult man and woman are those who are aged 18 or above... Married adult man ought to provide financial support for his(her) Own parent(s)

[VAR] MAMOPFF

RESPONSE	PUNCH	03-07	2008	2009	2010	2011	2012	2013	2014	2016	2018	2021	2023	TOTAL
Strongly agree	1	4.6	-	-	-	-	-	-	-	16.5	-	-	-	2.3
Fairly agree	2	6.6	-	-	-	-	-	-	-	23.9	-	-	-	3.3
Somewhat agree	3	7.4	-	-	-	-	-	-	-	35.8	-	-	-	4.1
Neither agree nor disagree	4	2.1	-	-	-	-	-	-	-	14.7	-	-	-	1.4
Somewhat disagree	5	0.8	-	-	-	-	-	-	-	5.7	-	-	-	0.5
Fairly disagree	6	0.2	-	-	-	-	-	-	-	1.8	-	-	-	0.1
Strongly disagree	7	0.3	-	-	-	-	-	-	-	1.6	-	-	-	0.2
DK/NA	-8	0.1	-	-	-	-	-	-	-	0.0	-	-	-	0.0
IAP	-1	78.0	100.0	100.0	100.0	100.0	100.0	100.0	100.0	0.0	100.0	100.0	100.0	88.0
N		7276	1508	1599	1576	1535	1396	1294	1370	1051	1031	1205	1230	22071

\* SHOW CARD

\*\*\* Keyword: Financial Support



**Table 2755 Agree or disagree on financial support: married adult woman for her own parent(s)**

[Questionnaire] To what extent do you agree or disagree with each of the following statements about providing financial support for parents? Here, adult man and woman are those who are aged 18 or above... Married adult woman ought to provide financial support for his(her) Own parent(s)

[VAR] MAFOPFF

RESPONSE	PUNCH	03-07	2008	2009	2010	2011	2012	2013	2014	2016	2018	2021	2023	TOTAL
Strongly agree	1	2.8	-	-	-	-	-	-	-	13.2	-	-	-	1.6
Fairly agree	2	5.4	-	-	-	-	-	-	-	22.1	-	-	-	2.8
Somewhat agree	3	8.2	-	-	-	-	-	-	-	37.7	-	-	-	4.5
Neither agree nor disagree	4	3.6	-	-	-	-	-	-	-	17.0	-	-	-	2.0
Somewhat disagree	5	1.3	-	-	-	-	-	-	-	6.6	-	-	-	0.7
Fairly disagree	6	0.3	-	-	-	-	-	-	-	1.4	-	-	-	0.2
Strongly disagree	7	0.3	-	-	-	-	-	-	-	2.0	-	-	-	0.2
DK/NA	-8	0.1	-	-	-	-	-	-	-	0.0	-	-	-	0.0
IAP	-1	78.0	100.0	100.0	100.0	100.0	100.0	100.0	100.0	0.0	100.0	100.0	100.0	88.0
N		7276	1508	1599	1576	1535	1396	1294	1370	1051	1031	1205	1230	22071

\* SHOW CARD

\*\*\* Keyword: Financial Support

**Table 2756 Agree or disagree on financial support: married adult man for his parent(s)-in-law**

[Questionnaire] To what extent do you agree or disagree with each of the following statements about providing financial support for parents? Here, adult man and woman are those who are aged 18 or above... Married adult woman ought to provide financial support for his(her) Parent(s)-in-law

[VAR] MAMLPFF

RESPONSE	PUNCH	03-07	2008	2009	2010	2011	2012	2013	2014	2016	2018	2021	2023	TOTAL
Strongly agree	1	3.0	-	-	-	-	-	-	-	12.4	-	-	-	1.6
Fairly agree	2	5.6	-	-	-	-	-	-	-	20.1	-	-	-	2.8
Somewhat agree	3	9.3	-	-	-	-	-	-	-	38.5	-	-	-	4.9
Neither agree nor disagree	4	2.8	-	-	-	-	-	-	-	19.2	-	-	-	1.8
Somewhat disagree	5	0.8	-	-	-	-	-	-	-	6.2	-	-	-	0.5
Fairly disagree	6	0.2	-	-	-	-	-	-	-	1.9	-	-	-	0.1
Strongly disagree	7	0.2	-	-	-	-	-	-	-	1.7	-	-	-	0.2
DK/NA	-8	0.1	-	-	-	-	-	-	-	0.0	-	-	-	0.0
IAP	-1	78.0	100.0	100.0	100.0	100.0	100.0	100.0	100.0	0.0	100.0	100.0	100.0	88.0
N		7276	1508	1599	1576	1535	1396	1294	1370	1051	1031	1205	1230	22071

\* SHOW CARD

\*\*\* Keyword: Financial Support

**Table 2757 Agree or disagree on financial support: married adult woman for her parent(s)-in-law**

[Questionnaire] To what extent do you agree or disagree with each of the following statements about providing financial support for parents? Here, adult man and woman are those who are aged 18 or above... Married adult woman ought to provide financial support for his(her) Parent(s)-in-law

[VAR] MAFLPFF

RESPONSE	PUNCH	03-07	2008	2009	2010	2011	2012	2013	2014	2016	2018	2021	2023	TOTAL
Strongly agree	1	3.2	-	-	-	-	-	-	-	12.3	-	-	-	1.6
Fairly agree	2	5.7	-	-	-	-	-	-	-	20.3	-	-	-	2.8
Somewhat agree	3	9.0	-	-	-	-	-	-	-	38.2	-	-	-	4.8
Neither agree nor disagree	4	2.9	-	-	-	-	-	-	-	20.0	-	-	-	1.9
Somewhat disagree	5	0.8	-	-	-	-	-	-	-	5.5	-	-	-	0.5
Fairly disagree	6	0.2	-	-	-	-	-	-	-	2.1	-	-	-	0.2
Strongly disagree	7	0.2	-	-	-	-	-	-	-	1.6	-	-	-	0.2
DK/NA	-8	0.1	-	-	-	-	-	-	-	0.0	-	-	-	0.0
IAP	-1	77.9	100.0	100.0	100.0	100.0	100.0	100.0	100.0	0.0	100.0	100.0	100.0	88.0
N		7276	1508	1599	1576	1535	1396	1294	1370	1051	1031	1205	1230	22071

\* SHOW CARD

\*\*\* Keyword: Financial Support

**Table 2758 Frequency of providing financial support to R's own parent(s)**

[Questionnaire] How frequently did you do each of the following things to your own parent(s) for the last 12 months?...

Providing financial support

[VAR] JACOPFF

RESPONSE	PUNCH	03-07	2008	2009	2010	2011	2012	2013	2014	2016	2018	2021	2023	TOTAL
Very frequently	1	1.1	-	-	-	-	-	-	-	5.8	-	-	-	0.6
Often	2	2.4	-	-	-	-	-	-	-	14.3	-	-	-	1.5
Sometimes	3	6.2	-	-	-	-	-	-	-	24.9	-	-	-	3.2
Seldom	4	3.5	-	-	-	-	-	-	-	13.4	-	-	-	1.8
Not at all	5	2.4	-	-	-	-	-	-	-	10.4	-	-	-	1.3
DK/NA	-8	0.1	-	-	-	-	-	-	-	0.6	-	-	-	0.0
IAP	-1	84.3	100.0	100.0	100.0	100.0	100.0	100.0	100.0	30.6	100.0	100.0	100.0	91.5
N		7276	1508	1599	1576	1535	1396	1294	1370	1051	1031	1205	1230	22071

\* SHOW CARD

\*\*\* Keyword: Financial Support



**Table 2759 Frequency of taking care of household chores for R's own parent(s)**

[Questionnaire] How frequently did you do each of the following things to your own parent(s) for the last 12 months?...

Taking care of household chores (e.g., cleaning, meal preparation, shopping, running errands, etc.) or care work (e.g., child care, health care for parents, etc.)

[VAR] JACOPPP

RESPONSE	PUNCH	03-07	2008	2009	2010	2011	2012	2013	2014	2016	2018	2021	2023	TOTAL
Very frequently	1	1.0	-	-	-	-	-	-	-	6.4	-	-	-	0.6
Often	2	3.0	-	-	-	-	-	-	-	14.4	-	-	-	1.7
Sometimes	3	6.0	-	-	-	-	-	-	-	25.5	-	-	-	3.2
Seldom	4	3.9	-	-	-	-	-	-	-	16.4	-	-	-	2.1
Not at all	5	1.8	-	-	-	-	-	-	-	6.4	-	-	-	0.9
DK/NA	-8	0.1	-	-	-	-	-	-	-	0.4	-	-	-	0.0
IAP	-1	84.3	100.0	100.0	100.0	100.0	100.0	100.0	100.0	30.6	100.0	100.0	100.0	91.5
N		7276	1508	1599	1576	1535	1396	1294	1370	1051	1031	1205	1230	22071

\* SHOW CARD

\*\*\* Keyword: Meal, Job, Health

**Table 2760 Frequency of listening to personal problems or concerns of R's parents**

[Questionnaire] How frequently did you do each of the following things to your own parent(s) for the last 12 months?...

Listening to personal problems or concerns

[VAR] JACOPEE

RESPONSE	PUNCH	03-07	2008	2009	2010	2011	2012	2013	2014	2016	2018	2021	2023	TOTAL
Very frequently	1	1.6	-	-	-	-	-	-	-	-	-	-	-	0.5
Often	2	4.2	-	-	-	-	-	-	-	-	-	-	-	1.4
Sometimes	3	6.4	-	-	-	-	-	-	-	-	-	-	-	2.1
Seldom	4	2.5	-	-	-	-	-	-	-	-	-	-	-	0.8
Not at all	5	0.9	-	-	-	-	-	-	-	-	-	-	-	0.3
DK/NA	-8	0.1	-	-	-	-	-	-	-	-	-	-	-	0.0
IAP	-1	84.3	100.0	100.0	100.0	100.0	100.0	100.0	100.0	100.0	100.0	100.0	100.0	94.8
N		7276	1508	1599	1576	1535	1396	1294	1370	1051	1031	1205	1230	22071

\* SHOW CARD

\*\*\* Keyword: Emotional Support

\*\*\*\* This variable is not included in the EASS module, but only KGSS included it

**Table 2761 Frequency of R's own parent(s) providing financial support to R**

[Questionnaire] How frequently did your own parent(s) do each of the following things to you for the last 12 months?...

Providing financial support

[VAR] JOPACFF

RESPONSE	PUNCH	03-07	2008	2009	2010	2011	2012	2013	2014	2016	2018	2021	2023	TOTAL
Very frequently	1	2.0	-	-	-	-	-	-	-	10.4	-	-	-	1.2
Often	2	2.4	-	-	-	-	-	-	-	8.8	-	-	-	1.2
Sometimes	3	3.4	-	-	-	-	-	-	-	15.0	-	-	-	1.8
Seldom	4	3.2	-	-	-	-	-	-	-	15.8	-	-	-	1.8
Not at all	5	4.6	-	-	-	-	-	-	-	18.8	-	-	-	2.4
DK/NA	-8	0.0	-	-	-	-	-	-	-	0.5	-	-	-	0.0
IAP	-1	84.3	100.0	100.0	100.0	100.0	100.0	100.0	100.0	30.6	100.0	100.0	100.0	91.5
N		7276	1508	1599	1576	1535	1396	1294	1370	1051	1031	1205	1230	22071

\* SHOW CARD

\*\*\* Keyword: Financial Support

**Table 2762 Frequency of R's own parent(s) taking care of household chores for R**

[Questionnaire] How frequently did your own parent(s) do each of the following things to you for the last 12 months?...

Taking care of household chores (e.g., cleaning, meal preparation, shopping, running errands, etc.) or care work (e.g., child care)

[VAR] JOPACPP

RESPONSE	PUNCH	03-07	2008	2009	2010	2011	2012	2013	2014	2016	2018	2021	2023	TOTAL
Very often	1	2.9	-	-	-	-	-	-	-	14.9	-	-	-	1.7
Often	2	2.7	-	-	-	-	-	-	-	10.8	-	-	-	1.4
Sometimes	3	3.1	-	-	-	-	-	-	-	11.8	-	-	-	1.6
Seldom	4	2.4	-	-	-	-	-	-	-	11.8	-	-	-	1.4
Never	5	4.5	-	-	-	-	-	-	-	19.1	-	-	-	2.4
DK/NA	-8	0.0	-	-	-	-	-	-	-	1.0	-	-	-	0.1
IAP	-1	84.3	100.0	100.0	100.0	100.0	100.0	100.0	100.0	30.7	100.0	100.0	100.0	91.5
N		7276	1508	1599	1576	1535	1396	1294	1370	1051	1031	1205	1230	22071

\* SHOW CARD

\*\*\* Keyword: Job, Meal, Children

**Table 2763 R's parents' frequency of listening to R's personal problems or concerns**

[Questionnaire] How frequently did your own parent(s) do each of the following things to you for the last 12 months?...

Listening to personal problems or concerns

[VAR] JOPACEE

RESPONSE	PUNCH	03-07	2008	2009	2010	2011	2012	2013	2014	2016	2018	2021	2023	TOTAL
Very frequently	1	1.7	-	-	-	-	-	-	-	-	-	-	-	0.6
Often	2	3.9	-	-	-	-	-	-	-	-	-	-	-	1.3
Sometimes	3	6.1	-	-	-	-	-	-	-	-	-	-	-	2.0
Seldom	4	2.2	-	-	-	-	-	-	-	-	-	-	-	0.7
Not at all	5	1.7	-	-	-	-	-	-	-	-	-	-	-	0.6
DK/NA	-8	0.0	-	-	-	-	-	-	-	-	-	-	-	0.0
IAP	-1	84.3	100.0	100.0	100.0	100.0	100.0	100.0	100.0	100.0	100.0	100.0	100.0	94.8
N		7276	1508	1599	1576	1535	1396	1294	1370	1051	1031	1205	1230	22071

\* SHOW CARD

\*\*\* Keyword: Emotional Support

\*\*\*\* This variable is not included in the EASS module, but only KGSS included it



**Table 2764 Adult child whom R has the most frequent contact with**

[Questionnaire] (IF HAVE ADULT CHILD(REN)) Which adult child do you have the most frequent contact with, including face-to-face, by telephone, mails, or on the internet? If you think you have the same degree of contact with more than one adult child, please choose the child to whom you talked most in recent days

[VAR] ACWHO

RESPONSE	PUNCH	03-07	2008	2009	2010	2011	2012	2013	2014	2016	2018	2021	2023	TOTAL
Eldest son	1	3.1	-	-	-	-	-	-	-	17.0	-	-	-	1.8
Younger son	2	1.5	-	-	-	-	-	-	-	5.0	-	-	-	0.7
Eldest daughter	3	2.7	-	-	-	-	-	-	-	20.2	-	-	-	1.9
Younger daughter	4	1.1	-	-	-	-	-	-	-	4.0	-	-	-	0.5
Eldest son-in-law	5	0.0	-	-	-	-	-	-	-	0.2	-	-	-	0.0
Younger son-in-law	6	0.0	-	-	-	-	-	-	-	0.0	-	-	-	0.0
Eldest daughter-in-law	7	0.1	-	-	-	-	-	-	-	0.4	-	-	-	0.1
Younger daughter-in-law	8	0.0	-	-	-	-	-	-	-	0.8	-	-	-	0.0
No adult children	99	0.0	-	-	-	-	-	-	-	0.0	-	-	-	0.0
DK/NA	-8	0.1	-	-	-	-	-	-	-	1.3	-	-	-	0.1
IAP	-1	91.4	100.0	100.0	100.0	100.0	100.0	100.0	100.0	51.1	100.0	100.0	100.0	94.8
N		7276	1508	1599	1576	1535	1396	1294	1370	1051	1031	1205	1230	22071

\* SHOW CARD

\*\*\* Keyword: Children, Contact, Internet

**Table 2765 Whether the adult child with the most frequent contact living together with R**

[Questionnaire] For the adult child you just mentioned, does he or she co-reside with you?

[VAR] ACWHOCOR

RESPONSE	PUNCH	03-07	2008	2009	2010	2011	2012	2013	2014	2016	2018	2021	2023	TOTAL
Yes	1	4.6	-	-	-	-	-	-	-	19.9	-	-	-	2.5
No	2	3.9	-	-	-	-	-	-	-	27.7	-	-	-	2.6
IAP	-1	91.5	100.0	100.0	100.0	100.0	100.0	100.0	100.0	52.4	100.0	100.0	100.0	94.9
N		7276	1508	1599	1576	1535	1396	1294	1370	1051	1031	1205	1230	22071

\* SHOW CARD(16)

\*\*\* Keyword: Children

**Table 2766 Frequency of providing financial support to R's adult children**

[Questionnaire] How frequently did you do each of the following things to your adult child you just mentioned in Q62 for the last 12 months?... Providing financial supports

[VAR] SEPACFF

RESPONSE	PUNCH	03-07	2008	2009	2010	2011	2012	2013	2014	2016	2018	2021	2023	TOTAL
Very frequently	1	1.7	-	-	-	-	-	-	-	7.6	-	-	-	0.9
Often	2	1.0	-	-	-	-	-	-	-	8.8	-	-	-	0.7
Sometimes	3	1.7	-	-	-	-	-	-	-	8.5	-	-	-	1.0
Seldom	4	1.5	-	-	-	-	-	-	-	10.6	-	-	-	1.0
Not at all	5	2.5	-	-	-	-	-	-	-	12.1	-	-	-	1.4
DK/NA	-8	0.1	-	-	-	-	-	-	-	0.1	-	-	-	0.0
IAP	-1	91.5	100.0	100.0	100.0	100.0	100.0	100.0	100.0	52.4	100.0	100.0	100.0	94.9
N		7276	1508	1599	1576	1535	1396	1294	1370	1051	1031	1205	1230	22071

\* SHOW CARD

\*\*\* Keyword: Children, Financial Support

**Table 2767 Frequency of taking care of household chores for R's adult children**

[Questionnaire] How frequently did you do each of the following things to your adult child you just mentioned in Q62 for the last 12 months?... Taking care of household chores (e.g., cleaning, meal preparation, shopping, running errands, etc.) or care work (e.g., child care.)

[VAR] SEPACPP

RESPONSE	PUNCH	03-07	2008	2009	2010	2011	2012	2013	2014	2016	2018	2021	2023	TOTAL
Very frequently	1	1.9	-	-	-	-	-	-	-	8.8	-	-	-	1.0
Often	2	1.4	-	-	-	-	-	-	-	8.6	-	-	-	0.9
Sometimes	3	1.9	-	-	-	-	-	-	-	10.9	-	-	-	1.1
Seldom	4	1.2	-	-	-	-	-	-	-	9.0	-	-	-	0.8
Not at all	5	2.2	-	-	-	-	-	-	-	10.2	-	-	-	1.2
DK/NA	-8	0.1	-	-	-	-	-	-	-	0.1	-	-	-	0.0
IAP	-1	91.5	100.0	100.0	100.0	100.0	100.0	100.0	100.0	52.3	100.0	100.0	100.0	94.9
N		7276	1508	1599	1576	1535	1396	1294	1370	1051	1031	1205	1230	22071

\* SHOW CARD

\*\*\* Keyword: Children, Meal, Job

**Table 2768 Frequency of listening to personal problems or concerns of R's adult children**

[Questionnaire] How frequently did you do each of the following things to your adult child you just mentioned in Q62 for the last 12 months?... Listening to personal problems or concerns

[VAR] SEPACEE

RESPONSE	PUNCH	03-07	2008	2009	2010	2011	2012	2013	2014	2016	2018	2021	2023	TOTAL
Very frequently	1	1.6	-	-	-	-	-	-	-	-	-	-	-	0.5
Often	2	2.6	-	-	-	-	-	-	-	-	-	-	-	0.9
Sometimes	3	2.7	-	-	-	-	-	-	-	-	-	-	-	0.9
Seldom	4	1.1	-	-	-	-	-	-	-	-	-	-	-	0.4
Not at all	5	0.5	-	-	-	-	-	-	-	-	-	-	-	0.2
DK/NA	-8	0.1	-	-	-	-	-	-	-	-	-	-	-	0.0
IAP	-1	91.5	100.0	100.0	100.0	100.0	100.0	100.0	100.0	100.0	100.0	100.0	100.0	97.2
N		7276	1508	1599	1576	1535	1396	1294	1370	1051	1031	1205	1230	22071

\* SHOW CARD

\*\*\* Keyword: Children, Emotional Support

\*\*\*\* This variable is not included in the EASS module, but only KGSS included it



**Table 2769 Frequency of R's adult children providing financial support to R**

[Questionnaire] How frequently did you do each of the following things to your adult child you just mentioned in Q62 for the last 12 months?... Providing financial support

[VAR] SACEPFF

RESPONSE	PUNCH	03-07	2008	2009	2010	2011	2012	2013	2014	2016	2018	2021	2023	TOTAL
Very frequently	1	0.8	-	-	-	-	-	-	-	4.2	-	-	-	0.5
Often	2	1.3	-	-	-	-	-	-	-	6.2	-	-	-	0.7
Sometimes	3	2.2	-	-	-	-	-	-	-	12.3	-	-	-	1.3
Seldom	4	1.4	-	-	-	-	-	-	-	10.4	-	-	-	1.0
Not at all	5	2.7	-	-	-	-	-	-	-	14.7	-	-	-	1.6
DK/NA	-8	0.0	-	-	-	-	-	-	-	0.0	-	-	-	0.0
IAP	-1	91.5	100.0	100.0	100.0	100.0	100.0	100.0	100.0	52.3	100.0	100.0	100.0	94.9
N		7276	1508	1599	1576	1535	1396	1294	1370	1051	1031	1205	1230	22071

\* SHOW CARD

\*\*\* Keyword: Children, Financial Support

**Table 2770 Frequency of R's adult children taking care of household chores for R**

[Questionnaire] How frequently did your adult child you mentioned in Q62 do each of the following things to you for the last 12 months?... Taking care of household chores (e.g., cleaning, meal preparation, shopping, running errands, etc.) or care work (e.g., child care, health care for parents, etc.)

[VAR] SACEPPP

RESPONSE	PUNCH	03-07	2008	2009	2010	2011	2012	2013	2014	2016	2018	2021	2023	TOTAL
Very frequently	1	0.8	-	-	-	-	-	-	-	2.8	-	-	-	0.4
Often	2	1.5	-	-	-	-	-	-	-	7.4	-	-	-	0.9
Sometimes	3	3.0	-	-	-	-	-	-	-	18.0	-	-	-	1.8
Seldom	4	1.6	-	-	-	-	-	-	-	9.5	-	-	-	1.0
Not at all	5	1.6	-	-	-	-	-	-	-	9.9	-	-	-	1.0
DK/NA	-8	0.0	-	-	-	-	-	-	-	0.0	-	-	-	0.0
IAP	-1	91.5	100.0	100.0	100.0	100.0	100.0	100.0	100.0	52.4	100.0	100.0	100.0	94.9
N		7276	1508	1599	1576	1535	1396	1294	1370	1051	1031	1205	1230	22071

\* SHOW CARD

\*\*\* Keyword: Children, Meal, Job, Health

**Table 2771 R's children's frequency of listening to R's personal problems or concerns**

[Questionnaire] How frequently did your adult child you mentioned in Q62 do each of the following things to you for the last 12 months?... Listening to personal problems or concerns

[VAR] SACEPEE

RESPONSE	PUNCH	03-07	2008	2009	2010	2011	2012	2013	2014	2016	2018	2021	2023	TOTAL
Very frequently	1	1.0	-	-	-	-	-	-	-	-	-	-	-	0.3
Often	2	2.8	-	-	-	-	-	-	-	-	-	-	-	0.9
Sometimes	3	3.3	-	-	-	-	-	-	-	-	-	-	-	1.1
Seldom	4	0.9	-	-	-	-	-	-	-	-	-	-	-	0.3
Not at all	5	0.4	-	-	-	-	-	-	-	-	-	-	-	0.1
DK/NA	-8	0.0	-	-	-	-	-	-	-	-	-	-	-	0.0
IAP	-1	91.5	100.0	100.0	100.0	100.0	100.0	100.0	100.0	100.0	100.0	100.0	100.0	97.2
N		7276	1508	1599	1576	1535	1396	1294	1370	1051	1031	1205	1230	22071

\* SHOW CARD

\*\*\* Keyword: Children, Emotional Support

\*\*\*\* This variable is not included in the EASS module, but only KGSS included it

**Table 2772 Frequency of providing financial support to R's parent(s)-in-law**

[Questionnaire] (IF CURRENTLY MARRIED) How frequently did you do each of the following things to your parent(s)-in-law for the last 12 months?... Providing financial support

[VAR] JACLPPF

RESPONSE	PUNCH	03-07	2008	2009	2010	2011	2012	2013	2014	2016	2018	2021	2023	TOTAL
Very frequently	1	1.2	-	-	-	-	-	-	-	3.2	-	-	-	0.5
Often	2	1.4	-	-	-	-	-	-	-	5.8	-	-	-	0.7
Sometimes	3	3.8	-	-	-	-	-	-	-	18.8	-	-	-	2.2
Seldom	4	2.2	-	-	-	-	-	-	-	6.8	-	-	-	1.1
Not at all	5	1.0	-	-	-	-	-	-	-	3.9	-	-	-	0.5
DK/NA	-8	0.0	-	-	-	-	-	-	-	0.1	-	-	-	0.0
IAP	-1	90.3	100.0	100.0	100.0	100.0	100.0	100.0	100.0	61.4	100.0	100.0	100.0	95.0
N		7276	1508	1599	1576	1535	1396	1294	1370	1051	1031	1205	1230	22071

\* SHOW CARD

\*\*\* Keyword: Financial Support

**Table 2773 Frequency of taking care of household chores for R's parent(s)-in-law**

[Questionnaire] (IF CURRENTLY MARRIED) How frequently did you do each of the following things to your parent(s)-in-law for the last 12 months?... Taking care of household chores (e.g., cleaning, meal preparation, shopping, running errands, etc.) or care work (e.g., child care, health care for parents, etc.)

[VAR] JACLPPP

RESPONSE	PUNCH	03-07	2008	2009	2010	2011	2012	2013	2014	2016	2018	2021	2023	TOTAL
Very frequently	1	0.6	-	-	-	-	-	-	-	2.3	-	-	-	0.3
Often	2	1.2	-	-	-	-	-	-	-	3.2	-	-	-	0.5
Sometimes	3	3.2	-	-	-	-	-	-	-	15.1	-	-	-	1.8
Seldom	4	3.2	-	-	-	-	-	-	-	11.4	-	-	-	1.6
Not at all	5	1.4	-	-	-	-	-	-	-	6.4	-	-	-	0.8
DK/NA	-8	0.0	-	-	-	-	-	-	-	0.1	-	-	-	0.0
IAP	-1	90.3	100.0	100.0	100.0	100.0	100.0	100.0	100.0	61.4	100.0	100.0	100.0	95.0
N		7276	1508	1599	1576	1535	1396	1294	1370	1051	1031	1205	1230	22071

\* SHOW CARD

\*\*\* Keyword: Meal, Job, Health



**Table 2774 Frequency of listening to personal problems or concerns of R's parents-in-law**

[Questionnaire] (IF CURRENTLY MARRIED) How frequently did you do each of the following things to your parent(s)-in-law for the last 12 months?... Listening to personal problems or concerns

[VAR] JACLPEE

RESPONSE	PUNCH	03-07	2008	2009	2010	2011	2012	2013	2014	2016	2018	2021	2023	TOTAL
Very frequently	1	0.7	-	-	-	-	-	-	-	-	-	-	-	0.2
Often	2	1.8	-	-	-	-	-	-	-	-	-	-	-	0.6
Sometimes	3	3.8	-	-	-	-	-	-	-	-	-	-	-	1.3
Seldom	4	2.4	-	-	-	-	-	-	-	-	-	-	-	0.8
Not at all	5	0.8	-	-	-	-	-	-	-	-	-	-	-	0.3
DK/NA	-8	0.0	-	-	-	-	-	-	-	-	-	-	-	0.0
IAP	-1	90.3	100.0	100.0	100.0	100.0	100.0	100.0	100.0	100.0	100.0	100.0	100.0	96.8
N		7276	1508	1599	1576	1535	1396	1294	1370	1051	1031	1205	1230	22071

\* SHOW CARD

\*\*\* Keyword: Financial Support

**Table 2775 Frequency of R's parent(s)-in-law providing financial support to R**

[Questionnaire] (IF CURRENTLY MARRIED) How frequently did your parent(s)-in-law do each of the following things to you for the last 12 months?... Providing financial support

[VAR] JLPACFF

RESPONSE	PUNCH	03-07	2008	2009	2010	2011	2012	2013	2014	2016	2018	2021	2023	TOTAL
Very frequently	1	0.2	-	-	-	-	-	-	-	0.3	-	-	-	0.1
Often	2	0.5	-	-	-	-	-	-	-	2.1	-	-	-	0.3
Sometimes	3	1.6	-	-	-	-	-	-	-	7.3	-	-	-	0.9
Seldom	4	3.1	-	-	-	-	-	-	-	13.1	-	-	-	1.6
Not at all	5	4.2	-	-	-	-	-	-	-	15.7	-	-	-	2.1
DK/NA	-8	0.0	-	-	-	-	-	-	-	0.1	-	-	-	0.0
IAP	-1	90.3	100.0	100.0	100.0	100.0	100.0	100.0	100.0	61.4	100.0	100.0	100.0	95.0
N		7276	1508	1599	1576	1535	1396	1294	1370	1051	1031	1205	1230	22071

\* SHOW CARD

\*\*\* Keyword: Financial Support

**Table 2776 Frequency of R's parent(s)-in-law taking care of household chores for R**

[Questionnaire] (IF CURRENTLY MARRIED) How frequently did your parent(s)-in-law do each of the following things to you for the last 12 months?... Taking care of household chores (e.g., cleaning, meal preparation, shopping, running errands, etc.) or care work (e.g., child care, health care for parents, etc.)

[VAR] JLPACPP

RESPONSE	PUNCH	03-07	2008	2009	2010	2011	2012	2013	2014	2016	2018	2021	2023	TOTAL
Very frequently	1	0.4	-	-	-	-	-	-	-	1.1	-	-	-	0.2
Often	2	0.9	-	-	-	-	-	-	-	3.2	-	-	-	0.5
Sometimes	3	1.6	-	-	-	-	-	-	-	8.6	-	-	-	0.9
Seldom	4	2.8	-	-	-	-	-	-	-	10.2	-	-	-	1.4
Not at all	5	3.8	-	-	-	-	-	-	-	15.3	-	-	-	2.0
DK/NA	-8	0.0	-	-	-	-	-	-	-	0.1	-	-	-	0.0
IAP	-1	90.3	100.0	100.0	100.0	100.0	100.0	100.0	100.0	61.5	100.0	100.0	100.0	95.0
N		7276	1508	1599	1576	1535	1396	1294	1370	1051	1031	1205	1230	22071

\* SHOW CARD

\*\*\* Keyword: Meal, Job, Children

**Table 2777 R's parents-in-law's frequency of listening to R's personal problems or concerns**

[Questionnaire] (IF CURRENTLY MARRIED) How frequently did your parent(s)-in-law do each of the following things to you for the last 12 months?... Listening to personal problems or concerns

[VAR] JLPACEE

RESPONSE	PUNCH	03-07	2008	2009	2010	2011	2012	2013	2014	2016	2018	2021	2023	TOTAL
Very frequently	1	0.2	-	-	-	-	-	-	-	-	-	-	-	0.1
Often	2	0.9	-	-	-	-	-	-	-	-	-	-	-	0.3
Sometimes	3	3.2	-	-	-	-	-	-	-	-	-	-	-	1.1
Seldom	4	2.8	-	-	-	-	-	-	-	-	-	-	-	0.9
Not at all	5	2.5	-	-	-	-	-	-	-	-	-	-	-	0.8
DK/NA	-8	0.0	-	-	-	-	-	-	-	-	-	-	-	0.0
IAP	-1	90.3	100.0	100.0	100.0	100.0	100.0	100.0	100.0	100.0	100.0	100.0	100.0	96.8
N		7276	1508	1599	1576	1535	1396	1294	1370	1051	1031	1205	1230	22071

\* SHOW CARD

\*\*\* Keyword: Financial Support

\*\*\*\* This variable is not included in the EASS module, but only KGSS included it

**Table 2778 Frequency of R doing household chores1: Preparing the evening meal**

[Questionnaire] How often do you do the followings?... Prepare the evening meal

[VAR] HOUWK1

RESPONSE	PUNCH	03-07	2008	2009	2010	2011	2012	2013	2014	2016	2018	2021	2023	TOTAL
Almost everyday	1	8.4	-	-	-	-	-	-	-	39.0	-	-	-	4.6
Several times a week	2	3.6	-	-	-	-	-	-	-	20.2	-	-	-	2.1
About once a week	3	2.4	-	-	-	-	-	-	-	12.6	-	-	-	1.4
About once a month	4	2.0	-	-	-	-	-	-	-	8.0	-	-	-	1.0
Several times a year	5	1.8	-	-	-	-	-	-	-	7.1	-	-	-	0.9
About once a year	6	0.6	-	-	-	-	-	-	-	2.8	-	-	-	0.3
Less than once a year	7	3.2	-	-	-	-	-	-	-	10.3	-	-	-	1.5
DK/NA	-8	0.1	-	-	-	-	-	-	-	0.0	-	-	-	0.0
IAP	-1	77.9	100.0	100.0	100.0	100.0	100.0	100.0	100.0	0.0	100.0	100.0	100.0	88.0
N		7276	1508	1599	1576	1535	1396	1294	1370	1051	1031	1205	1230	22071

\* SHOW CARD

\*\*\* Keyword: Job, Meal



**Table 2779 Frequency of R doing household chores2: Doing the laundry**

[Questionnaire] How often do you do the followings?... Do the laundry

[VAR] HOUWK2

RESPONSE	PUNCH	03-07	2008	2009	2010	2011	2012	2013	2014	2016	2018	2021	2023	TOTAL
Almost everyday	1	6.5	-	-	-	-	-	-	-	27.5	-	-	-	3.4
Several times a week	2	4.8	-	-	-	-	-	-	-	28.2	-	-	-	2.9
About once a week	3	2.7	-	-	-	-	-	-	-	17.0	-	-	-	1.7
About once a month	4	1.9	-	-	-	-	-	-	-	7.1	-	-	-	1.0
Several times a year	5	1.3	-	-	-	-	-	-	-	6.4	-	-	-	0.7
About once a year	6	0.8	-	-	-	-	-	-	-	2.2	-	-	-	0.4
Less than once a year	7	3.9	-	-	-	-	-	-	-	11.6	-	-	-	1.9
DK/NA	-8	0.1	-	-	-	-	-	-	-	0.0	-	-	-	0.0
IAP	-1	77.9	100.0	100.0	100.0	100.0	100.0	100.0	100.0	0.0	100.0	100.0	100.0	88.0
N		7276	1508	1599	1576	1535	1396	1294	1370	1051	1031	1205	1230	22071

\* SHOW CARD

\*\*\* Keyword: Job, Laundering

**Table 2780 Frequency of R doing household chores3: Cleaning the house**

[Questionnaire] How often do you do the followings?... Clean the house

[VAR] HOUWK3

RESPONSE	PUNCH	03-07	2008	2009	2010	2011	2012	2013	2014	2016	2018	2021	2023	TOTAL
Almost everyday	1	7.5	-	-	-	-	-	-	-	30.3	-	-	-	3.9
Several times a week	2	4.6	-	-	-	-	-	-	-	28.4	-	-	-	2.9
About once a week	3	3.9	-	-	-	-	-	-	-	20.0	-	-	-	2.2
About once a month	4	2.3	-	-	-	-	-	-	-	8.8	-	-	-	1.2
Several times a year	5	1.3	-	-	-	-	-	-	-	5.3	-	-	-	0.7
About once a year	6	0.5	-	-	-	-	-	-	-	1.2	-	-	-	0.2
Less than once a year	7	1.8	-	-	-	-	-	-	-	5.9	-	-	-	0.9
DK/NA	-8	0.1	-	-	-	-	-	-	-	0.0	-	-	-	0.0
IAP	-1	77.9	100.0	100.0	100.0	100.0	100.0	100.0	100.0	0.0	100.0	100.0	100.0	88.0
N		7276	1508	1599	1576	1535	1396	1294	1370	1051	1031	1205	1230	22071

\* SHOW CARD

\*\*\* Keyword: Job, Cleaning the House

**Table 2781 Frequency of R doing household chores4: Making simple home repair**

[Questionnaire] How often do you do the followings?... House chores

[VAR] HOUWK4

RESPONSE	PUNCH	03-07	2008	2009	2010	2011	2012	2013	2014	2016	2018	2021	2023	TOTAL
Almost everyday	1	-	-	-	-	-	-	-	-	7.1	-	-	-	0.3
Several times a week	2	-	-	-	-	-	-	-	-	8.1	-	-	-	0.4
About once a week	3	-	-	-	-	-	-	-	-	10.0	-	-	-	0.5
About once a month	4	-	-	-	-	-	-	-	-	20.7	-	-	-	1.0
Several times a year	5	-	-	-	-	-	-	-	-	21.4	-	-	-	1.0
About once a year	6	-	-	-	-	-	-	-	-	9.5	-	-	-	0.5
Less than once a year	7	-	-	-	-	-	-	-	-	23.0	-	-	-	1.1
DK/NA	-8	-	-	-	-	-	-	-	-	0.1	-	-	-	0.0
IAP	-1	100.0	100.0	100.0	100.0	100.0	100.0	100.0	100.0	0.0	100.0	100.0	100.0	95.2
N		7276	1508	1599	1576	1535	1396	1294	1370	1051	1031	1205	1230	22071

\* SHOW CARD

**Table 2782 Frequency of R doing household chores5: Shopping for everyday necessities**

[Questionnaire] How often do you do the followings?... Grocery shopping

[VAR] HOUWK5

RESPONSE	PUNCH	03-07	2008	2009	2010	2011	2012	2013	2014	2016	2018	2021	2023	TOTAL
Almost everyday	1	-	-	-	-	-	-	-	-	12.3	-	-	-	0.6
Several times a week	2	-	-	-	-	-	-	-	-	29.3	-	-	-	1.4
About once a week	3	-	-	-	-	-	-	-	-	28.0	-	-	-	1.3
About once a month	4	-	-	-	-	-	-	-	-	14.9	-	-	-	0.7
Several times a year	5	-	-	-	-	-	-	-	-	5.5	-	-	-	0.3
About once a year	6	-	-	-	-	-	-	-	-	2.5	-	-	-	0.1
Less than once a year	7	-	-	-	-	-	-	-	-	7.4	-	-	-	0.4
DK/NA	-8	-	-	-	-	-	-	-	-	0.1	-	-	-	0.0
IAP	-1	100.0	100.0	100.0	100.0	100.0	100.0	100.0	100.0	0.0	100.0	100.0	100.0	95.2
N		7276	1508	1599	1576	1535	1396	1294	1370	1051	1031	1205	1230	22071

\* SHOW CARD

\*\*\* Keyword: Job, Grocery shopping

**Table 2783 Member of the family who is responsible for taking care of old parents**

[Questionnaire] Who do you think is most responsible for taking care of old parents? (Choose only one)

[VAR] ELDCARES

RESPONSE	PUNCH	03-07	2008	2009	2010	2011	2012	2013	2014	2016	2018	2021	2023	TOTAL
Eldest son or his family	1	6.5	-	-	-	-	-	-	-	20.8	-	-	-	3.1
Any son or his family	2	3.0	-	-	-	-	-	-	-	4.9	-	-	-	1.2
Any daughter or her family	3	0.1	-	-	-	-	-	-	-	0.9	-	-	-	0.1
Any son or daughter, or his/her family	4	6.5	-	-	-	-	-	-	-	39.1	-	-	-	4.0
All children or their family	5	5.4	-	-	-	-	-	-	-	32.2	-	-	-	3.3
Children or their family are not responsible for taking care of old parents.	6	0.2	-	-	-	-	-	-	-	1.8	-	-	-	0.2
other	77	0.3	-	-	-	-	-	-	-	0.4	-	-	-	0.1
DK/NA	-8	0.1	-	-	-	-	-	-	-	0.0	-	-	-	0.0
IAP	-1	77.9	100.0	100.0	100.0	100.0	100.0	100.0	100.0	0.0	100.0	100.0	100.0	88.0
N		7276	1508	1599	1576	1535	1396	1294	1370	1051	1031	1205	1230	22071

\* SHOW CARD(16)

\*\*\* Keyword: Support



**Table 2784 Opinions on family values: Husband should be older than wife**

[Questionnaire] To what extent do you agree or disagree with each of the following statements?... Husband should be older than wife

[VAR] FAMVAL1

RESPONSE	PUNCH	03-07	2008	2009	2010	2011	2012	2013	2014	2016	2018	2021	2023	TOTAL
Strongly agree	1	2.8	-	-	-	-	-	-	-	6.5	-	-	-	1.2
Fairly agree	2	2.4	-	-	-	-	-	-	-	9.0	-	-	-	2.3
Somewhat agree	3	4.4	-	-	-	-	-	-	-	17.5	-	-	-	1.2
Neither agree nor disagree	4	8.6	-	-	-	-	-	-	-	46.5	-	-	-	5.0
Somewhat disagree	5	2.0	-	-	-	-	-	-	-	8.0	-	-	-	1.1
Fairly disagree	6	0.7	-	-	-	-	-	-	-	5.2	-	-	-	0.5
Strongly disagree	7	1.1	-	-	-	-	-	-	-	7.2	-	-	-	0.7
DK/NA	-8	0.0	-	-	-	-	-	-	-	0.1	-	-	-	0.0
IAP	-1	77.9	100.0	100.0	100.0	100.0	100.0	100.0	100.0	0.0	100.0	100.0	100.0	88.0
N		7276	1508	1599	1576	1535	1396	1294	1370	1051	1031	1205	1230	22071

\* SHOW CARD

**Table 2785 Opinions on family values: It is not necessary to have children in marriage**

[Questionnaire] To what extent do you agree or disagree with each of the following statements?... It is not necessary to have children in marriage

[VAR] FAMVAL2

RESPONSE	PUNCH	03-07	2008	2009	2010	2011	2012	2013	2014	2016	2018	2021	2023	TOTAL
Strongly agree	1	0.4	-	-	-	-	-	-	-	4.8	-	-	-	0.4
Fairly agree	2	0.5	-	-	-	-	-	-	-	4.8	-	-	-	0.4
Somewhat agree	3	1.3	-	-	-	-	-	-	-	10.7	-	-	-	0.9
Neither agree nor disagree	4	2.4	-	-	-	-	-	-	-	18.4	-	-	-	1.7
Somewhat disagree	5	4.7	-	-	-	-	-	-	-	20.8	-	-	-	2.5
Fairly disagree	6	5.3	-	-	-	-	-	-	-	19.9	-	-	-	2.7
Strongly disagree	7	7.5	-	-	-	-	-	-	-	20.3	-	-	-	3.4
DK/NA	-8	0.0	-	-	-	-	-	-	-	0.1	-	-	-	0.0
IAP	-1	78.0	100.0	100.0	100.0	100.0	100.0	100.0	100.0	0.0	100.0	100.0	100.0	88.0
N		7276	1508	1599	1576	1535	1396	1294	1370	1051	1031	1205	1230	22071

\* SHOW CARD

**Table 2786 Opinions on family values: Married men are generally happier than unmarried men**

[Questionnaire] To what extent do you agree or disagree with each of the following statements?... Married men are generally happier than unmarried men

[VAR] FAMVAL3

RESPONSE	PUNCH	03-07	2008	2009	2010	2011	2012	2013	2014	2016	2018	2021	2023	TOTAL
Strongly agree	1	3.6	-	-	-	-	-	-	-	11.3	-	-	-	1.7
Fairly agree	2	5.2	-	-	-	-	-	-	-	16.5	-	-	-	2.5
Somewhat agree	3	5.1	-	-	-	-	-	-	-	22.6	-	-	-	2.8
Neither agree nor disagree	4	5.2	-	-	-	-	-	-	-	31.5	-	-	-	3.2
Somewhat disagree	5	1.6	-	-	-	-	-	-	-	10.3	-	-	-	1.0
Fairly disagree	6	0.9	-	-	-	-	-	-	-	4.7	-	-	-	0.5
Strongly disagree	7	0.4	-	-	-	-	-	-	-	3.0	-	-	-	0.3
DK/NA	-8	0.0	-	-	-	-	-	-	-	0.1	-	-	-	0.0
IAP	-1	78.0	100.0	100.0	100.0	100.0	100.0	100.0	100.0	0.0	100.0	100.0	100.0	88.0
N		7276	1508	1599	1576	1535	1396	1294	1370	1051	1031	1205	1230	22071

\* SHOW CARD

\*\*\* Keyword: Happiness, Marriage

**Table 2787 Opinions on family values: Married women are generally happier than unmarried women**

[Questionnaire] To what extent do you agree or disagree with each of the following statements?... Married women are generally happier than unmarried women

[VAR] FAMVAL4

RESPONSE	PUNCH	03-07	2008	2009	2010	2011	2012	2013	2014	2016	2018	2021	2023	TOTAL
Strongly agree	1	2.7	-	-	-	-	-	-	-	9.7	-	-	-	1.4
Fairly agree	2	4.5	-	-	-	-	-	-	-	13.8	-	-	-	2.1
Somewhat agree	3	5.2	-	-	-	-	-	-	-	22.1	-	-	-	2.8
Neither agree nor disagree	4	5.8	-	-	-	-	-	-	-	33.1	-	-	-	3.5
Somewhat disagree	5	2.2	-	-	-	-	-	-	-	12.9	-	-	-	1.3
Fairly disagree	6	1.0	-	-	-	-	-	-	-	5.1	-	-	-	0.6
Strongly disagree	7	0.6	-	-	-	-	-	-	-	3.1	-	-	-	0.3
DK/NA	-8	0.1	-	-	-	-	-	-	-	0.1	-	-	-	0.0
IAP	-1	77.9	100.0	100.0	100.0	100.0	100.0	100.0	100.0	0.0	100.0	100.0	100.0	88.0
N		7276	1508	1599	1576	1535	1396	1294	1370	1051	1031	1205	1230	22071

\* SHOW CARD

\*\*\* Keyword: Happiness, Marriage



**Table 2788 Opinions on family values: It is all right for a couple to live together without intending to get married**

[Questionnaire] To what extent do you agree or disagree with each of the following statements?... It is all right for a couple to live together without intending to get married

[VAR] FAMVAL5

RESPONSE	PUNCH	03-07	2008	2009	2010	2011	2012	2013	2014	2016	2018	2021	2023	TOTAL
Strongly agree	1	0.4	-	-	-	-	-	-	-	3.4	-	-	-	0.3
Fairly agree	2	0.8	-	-	-	-	-	-	-	7.5	-	-	-	0.6
Somewhat agree	3	3.3	-	-	-	-	-	-	-	19.5	-	-	-	2.0
Neither agree nor disagree	4	2.9	-	-	-	-	-	-	-	15.6	-	-	-	1.7
Somewhat disagree	5	4.0	-	-	-	-	-	-	-	19.4	-	-	-	2.2
Fairly disagree	6	4.7	-	-	-	-	-	-	-	19.1	-	-	-	2.5
Strongly disagree	7	5.8	-	-	-	-	-	-	-	15.3	-	-	-	2.6
DK/NA	-8	0.1	-	-	-	-	-	-	-	0.1	-	-	-	0.0
IAP	-1	78.0	100.0	100.0	100.0	100.0	100.0	100.0	100.0	0.0	100.0	100.0	100.0	88.0
N		7276	1508	1599	1576	1535	1396	1294	1370	1051	1031	1205	1230	22071

\* SHOW CARD

\*\*\* Keyword: Marriage

**Table 2789 Opinions on family values: People who want to divorce must wait until children are grown up**

[Questionnaire] To what extent do you agree or disagree with each of the following statements?... People who want to divorce must be wait until children are grown up

[VAR] FAMVAL6

RESPONSE	PUNCH	03-07	2008	2009	2010	2011	2012	2013	2014	2016	2018	2021	2023	TOTAL
Strongly agree	1	3.9	-	-	-	-	-	-	-	16.2	-	-	-	2.1
Fairly agree	2	4.3	-	-	-	-	-	-	-	16.1	-	-	-	2.2
Somewhat agree	3	4.0	-	-	-	-	-	-	-	21.3	-	-	-	2.3
Neither agree nor disagree	4	3.2	-	-	-	-	-	-	-	17.6	-	-	-	1.9
Somewhat disagree	5	3.0	-	-	-	-	-	-	-	14.8	-	-	-	1.7
Fairly disagree	6	1.8	-	-	-	-	-	-	-	7.0	-	-	-	0.9
Strongly disagree	7	1.8	-	-	-	-	-	-	-	6.9	-	-	-	0.9
DK/NA	-8	0.1	-	-	-	-	-	-	-	0.1	-	-	-	0.0
IAP	-1	77.9	100.0	100.0	100.0	100.0	100.0	100.0	100.0	0.0	100.0	100.0	100.0	88.0
N		7276	1508	1599	1576	1535	1396	1294	1370	1051	1031	1205	1230	22071

\* SHOW CARD

\*\*\* Keyword: Divorce, Children

**Table 2790 Opinions on family values: Divorce is usually the best solution when a couple can't seem to work out their marriage**

[Questionnaire] To what extent do you agree or disagree with each of the following statements?... Divorce is usually the best solution when a couple can't seem to work out their marriage

[VAR] FAMVAL7

RESPONSE	PUNCH	03-07	2008	2009	2010	2011	2012	2013	2014	2016	2018	2021	2023	TOTAL
Strongly agree	1	1.8	-	-	-	-	-	-	-	10.3	-	-	-	1.1
Fairly agree	2	2.3	-	-	-	-	-	-	-	11.4	-	-	-	1.3
Somewhat agree	3	4.3	-	-	-	-	-	-	-	24.7	-	-	-	2.6
Neither agree nor disagree	4	3.2	-	-	-	-	-	-	-	19.2	-	-	-	2.0
Somewhat disagree	5	4.5	-	-	-	-	-	-	-	18.3	-	-	-	2.4
Fairly disagree	6	2.8	-	-	-	-	-	-	-	8.5	-	-	-	1.3
Strongly disagree	7	3.1	-	-	-	-	-	-	-	7.5	-	-	-	1.4
DK/NA	-8	0.1	-	-	-	-	-	-	-	0.1	-	-	-	0.0
IAP	-1	77.9	100.0	100.0	100.0	100.0	100.0	100.0	100.0	0.0	100.0	100.0	100.0	88.0
N		7276	1508	1599	1576	1535	1396	1294	1370	1051	1031	1205	1230	22071

\* SHOW CARD

\*\*\* Keyword: Divorce, Marriage

**Table 2791 Opinions on gender roles: It is more important for a wife to help her husband's career than to pursue her own career**

[Questionnaire] To what extent do you agree or disagree with each of the following statements?... It is more important for a wife to help her husband's career than to pursue her own career.

[VAR] SEXROLE1

RESPONSE	PUNCH	03-07	2008	2009	2010	2011	2012	2013	2014	2016	2018	2021	2023	TOTAL
Strongly agree	1	3.0	18.2	-	-	-	-	-	-	7.5	7.6	-	-	3.0
Fairly agree	2	3.4	18.9	-	-	-	-	-	-	9.3	10.5	-	-	3.3
Somewhat agree	3	4.7	24.1	-	-	-	-	-	-	18.7	15.0	-	-	4.8
Neither agree nor disagree	4	3.2	17.3	-	-	-	-	-	-	18.7	17.7	-	-	3.9
Somewhat disagree	5	4.2	13.2	-	-	-	-	-	-	19.8	20.8	-	-	4.2
Fairly disagree	6	2.3	5.4	-	-	-	-	-	-	15.0	15.7	-	-	2.6
Strongly disagree	7	1.2	2.7	-	-	-	-	-	-	11.0	12.7	-	-	1.7
DK/NA	-8	0.1	0.3	-	-	-	-	-	-	0.1	0.0	-	-	0.0
IAP	-1	77.9	0.0	100.0	100.0	100.0	100.0	100.0	100.0	0.0	0.0	100.0	100.0	76.5
N		7276	1508	1599	1576	1535	1396	1294	1370	1051	1031	1205	1230	22071

\* SHOW CARD



**Table 2792 Opinions on gender roles: It is more important for a wife to help her husband's career than to pursue her own career**

[Questionnaire] To what extent do you agree or disagree with each of the following statements?... It is more important for a wife to help her husband's career than to pursue her own career

[VAR] SEXROLE123

RESPONSE	PUNCH	03-07	2008	2009	2010	2011	2012	2013	2014	2016	2018	2021	2023	TOTAL
Strongly disagree	1	-	-	-	-	-	-	-	-	-	-	-	9.6	9.6
Fairly disagree	2	-	-	-	-	-	-	-	-	-	-	-	14.6	14.6
Somewhat disagree	3	-	-	-	-	-	-	-	-	-	-	-	18.0	18.0
Neither agree nor disagree	4	-	-	-	-	-	-	-	-	-	-	-	25.9	25.9
Somewhat agree	5	-	-	-	-	-	-	-	-	-	-	-	21.5	21.5
Fairly agree	6	-	-	-	-	-	-	-	-	-	-	-	9.2	9.2
Strongly agree	7	-	-	-	-	-	-	-	-	-	-	-	1.1	1.1
DK/NA	-8	-	-	-	-	-	-	-	-	-	-	-	0.2	0.2
IAP	-1	100.0	100.0	100.0	100.0	100.0	100.0	100.0	100.0	100.0	100.0	100.0	0.0	0.0
N		7276	1508	1599	1576	1535	1396	1294	1370	1051	1031	1205	1230	22071

\* SHOW CARD

\*\* Keyword: Couple

**Table 2793 Opinions on gender roles: A husband's job is to earn money; a wife's job is to look after the home and family**

[Questionnaire] To what extent do you agree or disagree with each of the following statements?... A husband's job is to earn money; a wife's job is to look after the home and family.

[VAR] SEXROLE2

RESPONSE	PUNCH	03-07	2008	2009	2010	2011	2012	2013	2014	2016	2018	2021	2023	TOTAL
Strongly agree	1	2.5	-	-	-	-	-	-	-	6.3	-	-	-	1.1
Fairly agree	2	3.0	-	-	-	-	-	-	-	9.2	-	-	-	1.4
Somewhat agree	3	3.9	-	-	-	-	-	-	-	15.5	-	-	-	2.0
Neither agree nor disagree	4	3.3	-	-	-	-	-	-	-	17.6	-	-	-	1.9
Somewhat disagree	5	4.6	-	-	-	-	-	-	-	21.5	-	-	-	2.6
Fairly disagree	6	2.9	-	-	-	-	-	-	-	15.6	-	-	-	1.7
Strongly disagree	7	1.8	-	-	-	-	-	-	-	14.2	-	-	-	1.3
DK/NA	-8	0.1	-	-	-	-	-	-	-	0.1	-	-	-	0.0
IAP	-1	77.9	100.0	100.0	100.0	100.0	100.0	100.0	100.0	0.0	100.0	100.0	100.0	88.0
N		7276	1508	1599	1576	1535	1396	1294	1370	1051	1031	1205	1230	22071

\* SHOW CARD

\*\*\* Keyword: Job, Money, Family, Family Members

**Table 2794 Opinion on gender roles: Men ought to do a larger share of household work than they do now**

[Questionnaire] To what extent do you agree or disagree with each of the following statements?... Men ought to do a larger share of household work than they do now

[VAR] SEXROLE3

RESPONSE	PUNCH	03-07	2008	2009	2010	2011	2012	2013	2014	2016	2018	2021	2023	TOTAL
Strongly agree	1	2.3	-	-	-	-	-	-	-	-	-	-	-	0.8
Fairly agree	2	5.5	-	-	-	-	-	-	-	-	-	-	-	1.8
Somewhat agree	3	8.2	-	-	-	-	-	-	-	-	-	-	-	2.7
Neither agree nor disagree	4	3.8	-	-	-	-	-	-	-	-	-	-	-	1.2
Somewhat disagree	5	1.2	-	-	-	-	-	-	-	-	-	-	-	0.4
Fairly disagree	6	0.6	-	-	-	-	-	-	-	-	-	-	-	0.2
Strongly disagree	7	0.3	-	-	-	-	-	-	-	-	-	-	-	0.1
DK/NA	-8	0.1	-	-	-	-	-	-	-	-	-	-	-	0.0
IAP	-1	77.9	100.0	100.0	100.0	100.0	100.0	100.0	100.0	100.0	100.0	100.0	100.0	92.7
N		7276	1508	1599	1576	1535	1396	1294	1370	1051	1031	1205	1230	22071

\* SHOW CARD

**Table 2795 Opinions on gender roles4: During an economic recession, it is all right for women to be laid off before men**

[Questionnaire] To what extent do you agree or disagree with each of the following statements?... During economic recession, it is all right for women to be laid-off prior to men

[VAR] SEXROLE4

RESPONSE	PUNCH	03-07	2008	2009	2010	2011	2012	2013	2014	2016	2018	2021	2023	TOTAL
Strongly agree	1	0.4	-	-	-	-	-	-	-	2.1	-	-	-	0.2
Fairly agree	2	1.0	-	-	-	-	-	-	-	3.7	-	-	-	0.5
Somewhat agree	3	2.4	-	-	-	-	-	-	-	7.0	-	-	-	1.1
Neither agree nor disagree	4	3.0	-	-	-	-	-	-	-	16.0	-	-	-	1.7
Somewhat disagree	5	4.7	-	-	-	-	-	-	-	15.0	-	-	-	2.3
Fairly disagree	6	5.0	-	-	-	-	-	-	-	25.9	-	-	-	2.9
Strongly disagree	7	5.5	-	-	-	-	-	-	-	30.1	-	-	-	3.2
DK/NA	-8	0.1	-	-	-	-	-	-	-	0.1	-	-	-	0.0
IAP	-1	77.9	100.0	100.0	100.0	100.0	100.0	100.0	100.0	0.0	100.0	100.0	100.0	88.0
N		7276	1508	1599	1576	1535	1396	1294	1370	1051	1031	1205	1230	22071

\* SHOW CARD



**Table 2796 Opinion on patriarchy: The authority of father in a family should be respected under any circumstances**

[Questionnaire] To what extent do you agree or disagree with each of the following statements?... The authority of father in a family should be respected under any circumstances

[VAR] PATRACH1

RESPONSE	PUNCH	03-07	2008	2009	2010	2011	2012	2013	2014	2016	2018	2021	2023	TOTAL
Strongly agree	1	7.1	26.9	-	-	-	-	-	-	20.6	12.4	-	-	5.7
Fairly agree	2	6.3	25.1	-	-	-	-	-	-	25.5	19.7	-	-	5.9
Somewhat agree	3	5.1	27.3	-	-	-	-	-	-	32.8	26.7	-	-	6.4
Neither agree nor disagree	4	1.4	9.7	-	-	-	-	-	-	11.7	14.4	-	-	2.4
Somewhat disagree	5	1.5	7.8	-	-	-	-	-	-	6.4	14.4	-	-	2.0
Fairly disagree	6	0.3	2.0	-	-	-	-	-	-	1.4	7.6	-	-	0.7
Strongly disagree	7	0.2	0.8	-	-	-	-	-	-	1.5	4.9	-	-	0.4
DK/NA	-8	0.1	0.4	-	-	-	-	-	-	0.1	0.0	-	-	0.1
IAP	-1	77.9	0.0	100.0	100.0	100.0	100.0	100.0	100.0	0.0	0.0	100.0	100.0	76.5
N		7276	1508	1599	1576	1535	1396	1294	1370	1051	1031	1205	1230	22071

\* SHOW CARD

\*\*\* Keyword: Family, Authority

**Table 2797 Opinion on patriarchy: The authority of father in a family should be respected under any circumstances**

[Questionnaire] To what extent do you agree or disagree with each of the following statements?... The authority of father in a family should be respected under any circumstances

[VAR] PATRACH123

RESPONSE	PUNCH	03-07	2008	2009	2010	2011	2012	2013	2014	2016	2018	2021	2023	TOTAL
Strongly disagree	1	-	-	-	-	-	-	-	-	-	-	-	3.1	0.2
Fairly disagree	2	-	-	-	-	-	-	-	-	-	-	-	6.1	0.3
Somewhat disagree	3	-	-	-	-	-	-	-	-	-	-	-	12.0	0.7
Neither agree nor disagree	4	-	-	-	-	-	-	-	-	-	-	-	20.3	1.1
Somewhat agree	5	-	-	-	-	-	-	-	-	-	-	-	34.6	1.9
Fairly agree	6	-	-	-	-	-	-	-	-	-	-	-	19.4	1.1
Strongly agree	7	-	-	-	-	-	-	-	-	-	-	-	4.5	0.2
DK/NA	-8	-	-	-	-	-	-	-	-	-	-	-	0.0	0.0
IAP	-1	100.0	100.0	100.0	100.0	100.0	100.0	100.0	100.0	100.0	100.0	100.0	0.0	94.4
N		7276	1508	1599	1576	1535	1396	1294	1370	1051	1031	1205	1230	22071

\* SHOW CARD

\*\*\* Keyword: Family, Honor

**Table 2798 Opinion on patriarchy: Children must make efforts to do something that would bring honor to their parents**

[Questionnaire] To what extent do you agree or disagree with each of the following statements?... Children must make efforts to do something that would bring honor to their parents

[VAR] PATRACH2

RESPONSE	PUNCH	03-07	2008	2009	2010	2011	2012	2013	2014	2016	2018	2021	2023	TOTAL
Strongly agree	1	4.5	-	-	-	-	-	-	-	13.9	7.3	-	-	2.5
Fairly agree	2	5.4	-	-	-	-	-	-	-	20.1	14.5	-	-	3.4
Somewhat agree	3	6.5	-	-	-	-	-	-	-	28.8	23.5	-	-	4.6
Neither agree nor disagree	4	3.0	-	-	-	-	-	-	-	17.5	22.2	-	-	2.9
Somewhat disagree	5	1.7	-	-	-	-	-	-	-	10.9	17.7	-	-	1.9
Fairly disagree	6	0.5	-	-	-	-	-	-	-	5.5	9.3	-	-	0.9
Strongly disagree	7	0.3	-	-	-	-	-	-	-	3.1	5.4	-	-	0.5
DK/NA	-8	0.1	-	-	-	-	-	-	-	0.1	0.0	-	-	0.0
IAP	-1	77.9	100.0	100.0	100.0	100.0	100.0	100.0	100.0	0.0	0.0	100.0	100.0	83.3
N		7276	1508	1599	1576	1535	1396	1294	1370	1051	1031	1205	1230	22071

\* SHOW CARD

\*\*\* Keyword: Honor

**Table 2799 Opinion on patriarchy: Children must make efforts to do something that would bring honor to their parents**

[Questionnaire] To what extent do you agree or disagree with each of the following statements?... Children must make efforts to do something that would bring honor to their parents

[VAR] PATRACH223

RESPONSE	PUNCH	03-07	2008	2009	2010	2011	2012	2013	2014	2016	2018	2021	2023	TOTAL
Strongly disagree	1	-	-	-	-	-	-	-	-	-	-	-	3.3	0.2
Fairly disagree	2	-	-	-	-	-	-	-	-	-	-	-	7.9	0.4
Somewhat disagree	3	-	-	-	-	-	-	-	-	-	-	-	15.3	0.9
Neither agree nor disagree	4	-	-	-	-	-	-	-	-	-	-	-	25.6	1.4
Somewhat agree	5	-	-	-	-	-	-	-	-	-	-	-	29.0	1.6
Fairly agree	6	-	-	-	-	-	-	-	-	-	-	-	15.1	0.8
Strongly agree	7	-	-	-	-	-	-	-	-	-	-	-	3.7	0.2
DK/NA	-8	-	-	-	-	-	-	-	-	-	-	-	0.1	0.0
IAP	-1	100.0	100.0	100.0	100.0	100.0	100.0	100.0	100.0	100.0	100.0	100.0	0.0	94.4
N		7276	1508	1599	1576	1535	1396	1294	1370	1051	1031	1205	1230	22071

\* SHOW CARD

\*\*\* Keyword: Family, Honor



**Table 2800 Opinion on patriarchy: The eldest son should inherit a larger share of the property**

[Questionnaire] To what extent do you agree or disagree with each of the following statements?... The eldest son should inherit a larger share of the property

[VAR] PATRACH3

RESPONSE	PUNCH	03-07	2008	2009	2010	2011	2012	2013	2014	2016	2018	2021	2023	TOTAL
Strongly agree	1	1.6	-	-	-	-	-	-	-	-	-	-	-	0.5
Fairly agree	2	2.4	-	-	-	-	-	-	-	-	-	-	-	0.8
Somewhat agree	3	4.0	-	-	-	-	-	-	-	-	-	-	-	1.3
Neither agree nor disagree	4	5.0	-	-	-	-	-	-	-	-	-	-	-	1.7
Somewhat disagree	5	4.0	-	-	-	-	-	-	-	-	-	-	-	1.3
Fairly disagree	6	2.4	-	-	-	-	-	-	-	-	-	-	-	0.8
Strongly disagree	7	2.6	-	-	-	-	-	-	-	-	-	-	-	0.8
DK/NA	-8	0.1	-	-	-	-	-	-	-	-	-	-	-	0.0
IAP	-1	77.9	100.0	100.0	100.0	100.0	100.0	100.0	100.0	100.0	100.0	100.0	100.0	92.7
N		7276	1508	1599	1576	1535	1396	1294	1370	1051	1031	1205	1230	22071

\* SHOW CARD

\*\*\* Keyword: Property

**Table 2801 Opinion on patriarchy: A child who has taken good care of parents should inherit a larger share of the property**

[Questionnaire] To what extent do you agree or disagree with each of the following statements?... A child who has taken good care of parents should inherit a larger share of the property

[VAR] PATRACH4

RESPONSE	PUNCH	03-07	2008	2009	2010	2011	2012	2013	2014	2016	2018	2021	2023	TOTAL
Strongly agree	1	5.6	-	-	-	-	-	-	-	-	-	-	-	1.8
Fairly agree	2	6.1	-	-	-	-	-	-	-	-	-	-	-	2.0
Somewhat agree	3	6.1	-	-	-	-	-	-	-	-	-	-	-	2.0
Neither agree nor disagree	4	2.3	-	-	-	-	-	-	-	-	-	-	-	0.7
Somewhat disagree	5	0.9	-	-	-	-	-	-	-	-	-	-	-	0.3
Fairly disagree	6	0.4	-	-	-	-	-	-	-	-	-	-	-	0.1
Strongly disagree	7	0.6	-	-	-	-	-	-	-	-	-	-	-	0.2
DK/NA	-8	0.1	-	-	-	-	-	-	-	-	-	-	-	0.0
IAP	-1	77.9	100.0	100.0	100.0	100.0	100.0	100.0	100.0	100.0	100.0	100.0	100.0	92.7
N		7276	1508	1599	1576	1535	1396	1294	1370	1051	1031	1205	1230	22071

\* SHOW CARD

\*\*\* Keyword: Support

**Table 2802 Opinion on patriarchy: To continue the family line, one must have at least one son**

[Questionnaire] To what extent do you agree or disagree with each of the following statements?... To continue the family line, one must have at least one son

[VAR] PATRACH5

RESPONSE	PUNCH	03-07	2008	2009	2010	2011	2012	2013	2014	2016	2018	2021	2023	TOTAL
Strongly agree	1	4.4	-	-	-	-	-	-	-	11.2	7.0	-	-	2.3
Fairly agree	2	3.6	-	-	-	-	-	-	-	9.5	9.5	-	-	2.1
Somewhat agree	3	4.6	-	-	-	-	-	-	-	17.0	10.3	-	-	2.8
Neither agree nor disagree	4	4.4	-	-	-	-	-	-	-	25.2	19.1	-	-	3.6
Somewhat disagree	5	2.4	-	-	-	-	-	-	-	16.5	20.6	-	-	2.5
Fairly disagree	6	1.2	-	-	-	-	-	-	-	11.3	18.9	-	-	1.8
Strongly disagree	7	1.3	-	-	-	-	-	-	-	9.1	14.6	-	-	1.6
DK/NA	-8	0.1	-	-	-	-	-	-	-	0.1	0.0	-	-	0.0
IAP	-1	77.9	100.0	100.0	100.0	100.0	100.0	100.0	100.0	0.0	0.0	100.0	100.0	83.3
N		7276	1508	1599	1576	1535	1396	1294	1370	1051	1031	1205	1230	22071

\* SHOW CARD

**Table 2803 Opinion on patriarchy: To continue the family line, one must have at least one son**

[Questionnaire] To what extent do you agree or disagree with each of the following statements?... To continue the family line, one must have at least one son

[VAR] PATRACH523

RESPONSE	PUNCH	03-07	2008	2009	2010	2011	2012	2013	2014	2016	2018	2021	2023	TOTAL
Strongly disagree	1	-	-	-	-	-	-	-	-	-	-	-	11.2	0.6
Fairly disagree	2	-	-	-	-	-	-	-	-	-	-	-	16.8	0.9
Somewhat disagree	3	-	-	-	-	-	-	-	-	-	-	-	19.5	1.1
Neither agree nor disagree	4	-	-	-	-	-	-	-	-	-	-	-	23.2	1.3
Somewhat agree	5	-	-	-	-	-	-	-	-	-	-	-	19.9	1.1
Fairly agree	6	-	-	-	-	-	-	-	-	-	-	-	6.9	0.4
Strongly agree	7	-	-	-	-	-	-	-	-	-	-	-	2.4	0.1
DK/NA	-8	-	-	-	-	-	-	-	-	-	-	-	0.0	0.0
IAP	-1	100.0	100.0	100.0	100.0	100.0	100.0	100.0	100.0	100.0	100.0	100.0	0.0	94.4
N		7276	1508	1599	1576	1535	1396	1294	1370	1051	1031	1205	1230	22071

\* SHOW CARD

\*\* Keyword: Children



**Table 2804 Opinion on patriarchy: If husband's family and wife's family need help at the same time, a married woman should help husband's family first**

[Questionnaire] To what extent do you agree or disagree with each of the following statements?... If husband's family and wife's family need help at the same time, a married woman should help husband's family first

[VAR] PATRACH6

RESPONSE	PUNCH	03-07	2008	2009	2010	2011	2012	2013	2014	2016	2018	2021	2023	TOTAL
Strongly agree	1	2.1	-	-	-	-	-	-	-	-	-	-	-	0.7
Fairly agree	2	2.3	-	-	-	-	-	-	-	-	-	-	-	0.8
Somewhat agree	3	4.2	-	-	-	-	-	-	-	-	-	-	-	1.4
Neither agree nor disagree	4	6.4	-	-	-	-	-	-	-	-	-	-	-	2.1
Somewhat disagree	5	4.0	-	-	-	-	-	-	-	-	-	-	-	1.3
Fairly disagree	6	1.6	-	-	-	-	-	-	-	-	-	-	-	0.5
Strongly disagree	7	1.3	-	-	-	-	-	-	-	-	-	-	-	0.4
DK/NA	-8	0.1	-	-	-	-	-	-	-	-	-	-	-	0.0
IAP	-1	77.9	100.0	100.0	100.0	100.0	100.0	100.0	100.0	100.0	100.0	100.0	100.0	92.7
N		7276	1508	1599	1576	1535	1396	1294	1370	1051	1031	1205	1230	22071

\* SHOW CARD

**Table 2805 Opinion on patriarchy: One must put familial well-being and interest before one's own**

[Questionnaire] To what extent do you agree or disagree with each of the following statements?... One must put familial well-being and interest before one's own

[VAR] PATRACH7

RESPONSE	PUNCH	03-07	2008	2009	2010	2011	2012	2013	2014	2016	2018	2021	2023	TOTAL
Strongly agree	1	5.0	-	-	-	-	-	-	-	18.1	11.3	-	-	3.0
Fairly agree	2	6.4	-	-	-	-	-	-	-	21.2	19.8	-	-	4.0
Somewhat agree	3	6.3	-	-	-	-	-	-	-	28.1	23.8	-	-	4.5
Neither agree nor disagree	4	2.5	-	-	-	-	-	-	-	19.9	24.9	-	-	2.9
Somewhat disagree	5	1.3	-	-	-	-	-	-	-	8.8	11.8	-	-	1.4
Fairly disagree	6	0.3	-	-	-	-	-	-	-	3.1	5.3	-	-	0.5
Strongly disagree	7	0.2	-	-	-	-	-	-	-	0.8	3.0	-	-	0.2
DK/NA	-8	0.1	-	-	-	-	-	-	-	0.1	0.0	-	-	0.0
IAP	-1	78.0	100.0	100.0	100.0	100.0	100.0	100.0	100.0	0.0	0.0	100.0	100.0	83.3
N		7276	1508	1599	1576	1535	1396	1294	1370	1051	1031	1205	1230	22071

\* SHOW CARD

\*\*\* Keyword: Family Members

**Table 2806 Opinion on patriarchy: One must put familial well-being and interest before one's own**

[Questionnaire] To what extent do you agree or disagree with each of the following statements?... One must put familial well-being and interest before one's own

[VAR] PATRACH723

RESPONSE	PUNCH	03-07	2008	2009	2010	2011	2012	2013	2014	2016	2018	2021	2023	TOTAL
Strongly disagree	1	-	-	-	-	-	-	-	-	-	-	-	2.4	0.1
Fairly disagree	2	-	-	-	-	-	-	-	-	-	-	-	5.5	0.3
Somewhat disagree	3	-	-	-	-	-	-	-	-	-	-	-	12.3	0.7
Neither agree nor disagree	4	-	-	-	-	-	-	-	-	-	-	-	28.7	1.6
Somewhat agree	5	-	-	-	-	-	-	-	-	-	-	-	30.7	1.7
Fairly agree	6	-	-	-	-	-	-	-	-	-	-	-	16.5	0.9
Strongly agree	7	-	-	-	-	-	-	-	-	-	-	-	3.8	0.2
DK/NA	-8	-	-	-	-	-	-	-	-	-	-	-	0.2	0.0
IAP	-1	100.0	100.0	100.0	100.0	100.0	100.0	100.0	100.0	100.0	100.0	100.0	0.0	94.4
N		7276	1508	1599	1576	1535	1396	1294	1370	1051	1031	1205	1230	22071

\* SHOW CARD

\*\*\* Keyword: Family Members

**Table 2807 Life satisfaction level**

[Questionnaire] All things considered, how satisfied are you with your life as a whole these days?

[VAR] LIFESAT

RESPONSE	PUNCH	03-07	2008	2009	2010	2011	2012	2013	2014	2016	2018	2021	2023	TOTAL
Very Satisfied	1	1.5	-	8.4	-	-	-	-	-	10.5	-	2.5	2.7	1.9
	2	6.9	-	32.0	-	-	-	-	-	37.7	-	32.3	35.9	10.1
	3	8.9	-	42.1	-	-	-	-	-	40.2	-	47.7	42.7	12.9
	4	3.8	-	13.5	-	-	-	-	-	9.0	-	16.2	17.5	4.5
Very Dissatisfied	5	1.0	-	4.0	-	-	-	-	-	2.2	-	1.4	1.1	0.9
DK/NA	-8	0.0	-	0.0	-	-	-	-	-	0.4	-	0.0	0.1	0.0
IAP	-1	77.9	100.0	0.0	100.0	100.0	100.0	100.0	100.0	0.0	100.0	0.0	0.0	69.7
N		7276	1508	1599	1576	1535	1396	1294	1370	1051	1031	1205	1230	22071

\* SHOW CARD

\*\*\* Keyword: Satisfaction



**Table 2808 Frequency of having a family supper**

[Questionnaire] How often do you and your family have a supper together? Family here indicates those family members who are currently living with you.

[VAR] FAMDINN

RESPONSE	PUNCH	03-07	2008	2009	2010	2011	2012	2013	2014	2016	2018	2021	2023	TOTAL
Almost everyday	1	9.2	-	-	-	-	-	-	-	42.5	-	-	-	5.1
Several times a week	2	5.8	-	-	-	-	-	-	-	29.0	-	-	-	3.3
About once a week	3	3.3	-	-	-	-	-	-	-	10.9	-	-	-	1.6
About once a month	4	1.2	-	-	-	-	-	-	-	4.7	-	-	-	0.6
Several times a year	5	0.4	-	-	-	-	-	-	-	1.3	-	-	-	0.2
About once a year	6	0.2	-	-	-	-	-	-	-	0.1	-	-	-	0.1
Less than once a year	7	0.1	-	-	-	-	-	-	-	0.3	-	-	-	0.1
DK/NA	-8	0.0	-	-	-	-	-	-	-	1.5	-	-	-	0.1
IAP	-1	79.7	100.0	100.0	100.0	100.0	100.0	100.0	100.0	9.6	100.0	100.0	100.0	89.0
N		7276	1508	1599	1576	1535	1396	1294	1370	1051	1031	1205	1230	22071

\* SHOW CARD

\*\*\* Keyword: Family Members, Meal

**Table 2809 Frequency of doing leisure activities with the family**

[Questionnaire] How often do you and your family do leisure activities together? Family here indicates those family members who are currently living with you.

[VAR] FAMLEIS

RESPONSE	PUNCH	03-07	2008	2009	2010	2011	2012	2013	2014	2016	2018	2021	2023	TOTAL
Almost everyday	1	0.9	-	-	-	-	-	-	-	4.9	-	-	-	0.5
Several times a week	2	2.1	-	-	-	-	-	-	-	12.1	-	-	-	1.3
About once a week	3	4.4	-	-	-	-	-	-	-	16.8	-	-	-	2.2
About once a month	4	5.2	-	-	-	-	-	-	-	26.3	-	-	-	3.0
Several times a year	5	4.1	-	-	-	-	-	-	-	17.9	-	-	-	2.2
About once a year	6	1.2	-	-	-	-	-	-	-	4.3	-	-	-	0.6
Less than once a year	7	2.4	-	-	-	-	-	-	-	6.7	-	-	-	1.1
DK/NA	-8	0.1	-	-	-	-	-	-	-	1.5	-	-	-	0.1
IAP	-1	79.7	100.0	100.0	100.0	100.0	100.0	100.0	100.0	9.6	100.0	100.0	100.0	89.0
N		7276	1508	1599	1576	1535	1396	1294	1370	1051	1031	1205	1230	22071

\* SHOW CARD

\*\*\* Keyword: Family Members, Leisure

**Table 2810 Year that R married current spouse**

[Questionnaire] When did you marry your current spouse?, and how old were you at that time?

[VAR] MARYEAR

RESPONSE	PUNCH	03-07	2008	2009	2010	2011	2012	2013	2014	2016	2018	2021	2023	TOTAL
1910-1940	1	0.1	-	-	-	-	-	-	-	0.2	-	-	-	0.0
1940-1949	2	0.5	-	-	-	-	-	-	-	0.7	-	-	-	0.2
1950-1959	3	1.0	-	-	-	-	-	-	-	3.6	-	-	-	0.5
1960-1969	4	1.5	-	-	-	-	-	-	-	5.6	-	-	-	0.8
1970-1979	5	2.5	-	-	-	-	-	-	-	7.9	-	-	-	1.2
1980-1989	6	3.7	-	-	-	-	-	-	-	13.0	-	-	-	1.9
1990-1999	7	4.0	-	-	-	-	-	-	-	19.0	-	-	-	2.2
2000-2009	8	2.4	-	-	-	-	-	-	-	11.5	-	-	-	1.4
2010 and later	9	0.0	-	-	-	-	-	-	-	8.9	-	-	-	0.4
DK/NA	-8	0.0	-	-	-	-	-	-	-	0.7	-	-	-	0.0
IAP	-1	84.2	100.0	100.0	100.0	100.0	100.0	100.0	100.0	29.0	100.0	100.0	100.0	91.4
N		7276	1508	1599	1576	1535	1396	1294	1370	1051	1031	1205	1230	22071

\*\*\* Keyword: Marriage

**Table 2811 Age that R married current spouse**

[Questionnaire] When did you marry your current spouse?, and how old were you at that time?

[VAR] MARAGE

RESPONSE	PUNCH	03-07	2008	2009	2010	2011	2012	2013	2014	2016	2018	2021	2023	TOTAL
15-19	1	0.9	-	-	-	-	-	-	-	2.7	-	-	-	0.4
20-24	2	4.1	-	-	-	-	-	-	-	15.8	-	-	-	2.1
25-29	3	7.5	-	-	-	-	-	-	-	34.6	-	-	-	4.1
30-34	4	2.6	-	-	-	-	-	-	-	12.8	-	-	-	1.5
35-39	5	0.5	-	-	-	-	-	-	-	3.5	-	-	-	0.3
40 or over	6	0.1	-	-	-	-	-	-	-	1.2	-	-	-	0.1
DK/NA	-8	0.0	-	-	-	-	-	-	-	0.5	-	-	-	0.0
IAP	-1	84.2	100.0	100.0	100.0	100.0	100.0	100.0	100.0	29.0	100.0	100.0	100.0	91.4
N		7276	1508	1599	1576	1535	1396	1294	1370	1051	1031	1205	1230	22071

\*\*\* Keyword: Marriage

**Table 2812 Whether the current marriage is R's first marriage**

[Questionnaire] Was it the first marriage for you?

[VAR] RFSTMR

RESPONSE	PUNCH	03-07	2008	2009	2010	2011	2012	2013	2014	2016	2018	2021	2023	TOTAL
Yes	1	15.4	-	-	-	-	-	-	-	69.5	-	-	-	8.4
No	2	0.4	-	-	-	-	-	-	-	1.2	-	-	-	0.2
DK/NA	-8	0.0	-	-	-	-	-	-	-	0.3	-	-	-	0.0
IAP	-1	84.2	100.0	100.0	100.0	100.0	100.0	100.0	100.0	29.0	100.0	100.0	100.0	91.4
N		7276	1508	1599	1576	1535	1396	1294	1370	1051	1031	1205	1230	22071

\* SHOW CARD(16)

\*\*\* Keyword: Marriage



**Table 2813 R's age for his/her first marriage**

[Questionnaire] (IF IT WAS NOT THE FIRST MARRIAGE) How old were you when you married first time?

[VAR] RFSTMRAG

RESPONSE	PUNCH	03-07	2008	2009	2010	2011	2012	2013	2014	2016	2018	2021	2023	TOTAL
16 years old	16	0.0	-	-	-	-	-	-	-	0.0	-	-	-	0.0
19	19	0.0	-	-	-	-	-	-	-	0.0	-	-	-	0.0
20	20	0.0	-	-	-	-	-	-	-	0.1	-	-	-	0.0
22	22	0.0	-	-	-	-	-	-	-	0.0	-	-	-	0.0
23	23	0.0	-	-	-	-	-	-	-	0.0	-	-	-	0.0
24	24	0.0	-	-	-	-	-	-	-	0.1	-	-	-	0.0
25	25	0.0	-	-	-	-	-	-	-	0.2	-	-	-	0.0
26	26	0.0	-	-	-	-	-	-	-	0.3	-	-	-	0.0
27	27	0.0	-	-	-	-	-	-	-	0.0	-	-	-	0.0
28	28	0.0	-	-	-	-	-	-	-	0.2	-	-	-	0.0
29	29	0.0	-	-	-	-	-	-	-	0.1	-	-	-	0.0
30	30	0.0	-	-	-	-	-	-	-	0.1	-	-	-	0.0
32	32	0.0	-	-	-	-	-	-	-	0.1	-	-	-	0.0
34	34	0.0	-	-	-	-	-	-	-	0.1	-	-	-	0.0
DK/NA	-8	0.0	-	-	-	-	-	-	-	0.0	-	-	-	0.0
IAP	-1	99.7	100.0	100.0	100.0	100.0	100.0	100.0	100.0	98.8	100.0	100.0	100.0	99.8
N		7276	1508	1599	1576	1535	1396	1294	1370	1051	1031	1205	1230	22071

**Table 2814 Whether the current marriage is Spouse's first marriage**

[Questionnaire] Was it the first marriage for your spouse?

[VAR] SPFSTMR

RESPONSE	PUNCH	03-07	2008	2009	2010	2011	2012	2013	2014	2016	2018	2021	2023	TOTAL
Yes	1	15.3	-	-	-	-	-	-	-	68.9	-	-	-	8.3
No	2	0.4	-	-	-	-	-	-	-	1.7	-	-	-	0.2
DK/NA	-8	0.1	-	-	-	-	-	-	-	0.5	-	-	-	0.0
IAP	-1	84.2	100.0	100.0	100.0	100.0	100.0	100.0	100.0	28.9	100.0	100.0	100.0	91.4
N		7276	1508	1599	1576	1535	1396	1294	1370	1051	1031	1205	1230	22071

\* SHOW CARD(16)

\*\*\* Keyword: Marriage

**Table 2815 How R got to know the current spouse at first**

[Questionnaire] How did you get to know your current spouse for the first time?

[VAR] KNWSP

RESPONSE	PUNCH	03-07	2008	2009	2010	2011	2012	2013	2014	2016	2018	2021	2023	TOTAL
By arrangement	1	6.0	-	-	-	-	-	-	-	-	-	-	-	2.0
By introduction	2	4.5	-	-	-	-	-	-	-	-	-	-	-	1.5
By myself	3	5.2	-	-	-	-	-	-	-	-	-	-	-	1.7
DK/NA	-8	0.0	-	-	-	-	-	-	-	-	-	-	-	0.0
IAP	-1	84.2	100.0	100.0	100.0	100.0	100.0	100.0	100.0	100.0	100.0	100.0	100.0	94.8
N		7276	1508	1599	1576	1535	1396	1294	1370	1051	1031	1205	1230	22071

**Table 2816 (If it was by arrangement or introduction) person who arranged the first meeting**

[Questionnaire] Who arranged or introduced the first meeting?

[VAR] KNWSPWHO

RESPONSE	PUNCH	03-07	2008	2009	2010	2011	2012	2013	2014	2016	2018	2021	2023	TOTAL
Siblings or cousins	1	1.1	-	-	-	-	-	-	-	-	-	-	-	0.4
Parents or other relatives	2	3.1	-	-	-	-	-	-	-	-	-	-	-	1.0
Friends or schoolmates	3	2.2	-	-	-	-	-	-	-	-	-	-	-	0.7
Colleagues	4	0.8	-	-	-	-	-	-	-	-	-	-	-	0.3
Matchmaker or match-maker company	5	0.4	-	-	-	-	-	-	-	-	-	-	-	0.1
Neighbors or other elders (not kin)	6	2.5	-	-	-	-	-	-	-	-	-	-	-	0.8
other	77	0.3	-	-	-	-	-	-	-	-	-	-	-	0.1
DK/NA	-8	0.1	-	-	-	-	-	-	-	-	-	-	-	0.0
IAP	-1	89.5	100.0	100.0	100.0	100.0	100.0	100.0	100.0	100.0	100.0	100.0	100.0	96.5
N		7276	1508	1599	1576	1535	1396	1294	1370	1051	1031	1205	1230	22071

**Table 2817 Where R met the current spouse (if R got to know the spouse by his/herself)**

[Questionnaire] Where did you meet your spouse?

[VAR] KNWSPWHE

RESPONSE	PUNCH	03-07	2008	2009	2010	2011	2012	2013	2014	2016	2018	2021	2023	TOTAL
In neighborhood	1	1.3	-	-	-	-	-	-	-	-	-	-	-	0.4
At school	2	0.9	-	-	-	-	-	-	-	-	-	-	-	0.3
At workplace	3	2.1	-	-	-	-	-	-	-	-	-	-	-	0.7
At a gathering	4	0.1	-	-	-	-	-	-	-	-	-	-	-	0.0
At family or friend's wedding	5	0.1	-	-	-	-	-	-	-	-	-	-	-	0.0
Religious organization	6	0.2	-	-	-	-	-	-	-	-	-	-	-	0.1
At a cafe	7	0.1	-	-	-	-	-	-	-	-	-	-	-	0.0
At a nightclub	8	0.1	-	-	-	-	-	-	-	-	-	-	-	0.0
other	77	0.5	-	-	-	-	-	-	-	-	-	-	-	0.2
IAP	-1	94.8	100.0	100.0	100.0	100.0	100.0	100.0	100.0	100.0	100.0	100.0	100.0	98.3
N		7276	1508	1599	1576	1535	1396	1294	1370	1051	1031	1205	1230	22071



**Table 2818 Parents' influence on the marriage decision with the current spouse**

[Questionnaire] To what extent do you think your own parent(s) influenced your decision of the current marriage partner?

[VAR] OPMARINF

RESPONSE	PUNCH	03-07	2008	2009	2010	2011	2012	2013	2014	2016	2018	2021	2023	TOTAL
Very much	1	4.2	-	-	-	-	-	-	-	-	-	-	-	1.4
Fairly much	2	4.0	-	-	-	-	-	-	-	-	-	-	-	1.3
Not too much	3	4.0	-	-	-	-	-	-	-	-	-	-	-	1.3
Not at all	4	2.9	-	-	-	-	-	-	-	-	-	-	-	1.0
Parents not alive at that time	5	0.7	-	-	-	-	-	-	-	-	-	-	-	0.2
DK/NA	-8	0.0	-	-	-	-	-	-	-	-	-	-	-	0.0
IAP	-1	84.2	100.0	100.0	100.0	100.0	100.0	100.0	100.0	100.0	100.0	100.0	100.0	94.8
N		7276	1508	1599	1576	1535	1396	1294	1370	1051	1031	1205	1230	22071

\*\*\* Keyword: Marriage

**Table 2819 Emotional intimacy with the spouse1: My spouse listens to my troubles**

[Questionnaire] How true is each of the following statements to you?... My spouse listens to my troubles

[VAR] SPLISTN1

RESPONSE	PUNCH	03-07	2008	2009	2010	2011	2012	2013	2014	2016	2018	2021	2023	TOTAL
Very true	1	4.1	-	-	-	-	-	-	-	-	-	-	-	1.3
Quite true	2	4.6	-	-	-	-	-	-	-	-	-	-	-	1.5
Somewhat true	3	3.4	-	-	-	-	-	-	-	-	-	-	-	1.1
Neither true nor untrue	4	0.7	-	-	-	-	-	-	-	-	-	-	-	0.2
Somewhat untrue	5	0.8	-	-	-	-	-	-	-	-	-	-	-	0.2
Quite untrue	7	0.4	-	-	-	-	-	-	-	-	-	-	-	0.1
Not true at all	8	0.3	-	-	-	-	-	-	-	-	-	-	-	0.1
DK/NA	-8	0.0	-	-	-	-	-	-	-	-	-	-	-	0.0
IAP	-1	85.6	100.0	100.0	100.0	100.0	100.0	100.0	100.0	100.0	100.0	100.0	100.0	95.3
N		7276	1508	1599	1576	1535	1396	1294	1370	1051	1031	1205	1230	22071

\* SHOW CARD

**Table 2820 Emotional intimacy with the spouse2: My spouse speaks his/her troubles to me**

[Questionnaire] How true is each of the following statements to you?... My spouse speaks his/her troubles to me

[VAR] SPLISTN2

RESPONSE	PUNCH	03-07	2008	2009	2010	2011	2012	2013	2014	2016	2018	2021	2023	TOTAL
Very true	1	3.0	-	-	-	-	-	-	-	-	-	-	-	1.0
Quite true	2	4.4	-	-	-	-	-	-	-	-	-	-	-	1.5
Somewhat true	3	3.8	-	-	-	-	-	-	-	-	-	-	-	1.3
Neither true nor untrue	4	0.9	-	-	-	-	-	-	-	-	-	-	-	0.3
Somewhat untrue	5	1.3	-	-	-	-	-	-	-	-	-	-	-	0.4
Quite untrue	7	0.6	-	-	-	-	-	-	-	-	-	-	-	0.2
Not true at all	8	0.4	-	-	-	-	-	-	-	-	-	-	-	0.1
DK/NA	-8	0.0	-	-	-	-	-	-	-	-	-	-	-	0.0
IAP	-1	85.6	100.0	100.0	100.0	100.0	100.0	100.0	100.0	100.0	100.0	100.0	100.0	95.3
N		7276	1508	1599	1576	1535	1396	1294	1370	1051	1031	1205	1230	22071

\* SHOW CARD

**Table 2821 Frequency of R's spouse doing household chores1: Preparing the evening meal**

[Questionnaire] How often does your spouse do the followings?... Prepare the evening meal

[VAR] SPHOUWK1

RESPONSE	PUNCH	03-07	2008	2009	2010	2011	2012	2013	2014	2016	2018	2021	2023	TOTAL
Almost everyday	1	6.0	-	-	-	-	-	-	-	23.2	-	-	-	3.1
Several times a week	2	1.5	-	-	-	-	-	-	-	10.6	-	-	-	1.0
About once a week	3	1.0	-	-	-	-	-	-	-	6.9	-	-	-	0.7
About once a month	4	1.0	-	-	-	-	-	-	-	4.7	-	-	-	0.6
Several times a year	5	1.2	-	-	-	-	-	-	-	4.9	-	-	-	0.6
About once a year	6	0.5	-	-	-	-	-	-	-	2.2	-	-	-	0.3
Less than once a year	7	3.1	-	-	-	-	-	-	-	11.5	-	-	-	1.6
DK/NA	-8	0.1	-	-	-	-	-	-	-	0.3	-	-	-	0.0
IAP	-1	85.6	100.0	100.0	100.0	100.0	100.0	100.0	100.0	35.7	100.0	100.0	100.0	92.2
N		7276	1508	1599	1576	1535	1396	1294	1370	1051	1031	1205	1230	22071

\* SHOW CARD

\*\*\* Keyword: Job, Meal

**Table 2822 Frequency of R's spouse doing household chores2: Doing the laundry**

[Questionnaire] How often does your spouse do the followings?... Do the laundry

[VAR] SPHOUWK2

RESPONSE	PUNCH	03-07	2008	2009	2010	2011	2012	2013	2014	2016	2018	2021	2023	TOTAL
Almost everyday	1	5.0	-	-	-	-	-	-	-	17.6	-	-	-	2.5
Several times a week	2	2.0	-	-	-	-	-	-	-	13.5	-	-	-	1.3
About once a week	3	1.1	-	-	-	-	-	-	-	6.9	-	-	-	0.7
About once a month	4	0.7	-	-	-	-	-	-	-	4.6	-	-	-	0.4
Several times a year	5	0.9	-	-	-	-	-	-	-	3.8	-	-	-	0.5
About once a year	6	0.6	-	-	-	-	-	-	-	1.9	-	-	-	0.3
Less than once a year	7	4.0	-	-	-	-	-	-	-	15.7	-	-	-	2.1
DK/NA	-8	0.1	-	-	-	-	-	-	-	0.3	-	-	-	0.0
IAP	-1	85.6	100.0	100.0	100.0	100.0	100.0	100.0	100.0	35.7	100.0	100.0	100.0	92.2
N		7276	1508	1599	1576	1535	1396	1294	1370	1051	1031	1205	1230	22071

\* SHOW CARD

\*\*\* Keyword: Job, Laundering



**Table 2823 Frequency of R's spouse doing household chores3: Cleaning the house**

[Questionnaire] How often does your spouse do the followings?... Clean the house

[VAR] SPHOUWK3

RESPONSE	PUNCH	03-07	2008	2009	2010	2011	2012	2013	2014	2016	2018	2021	2023	TOTAL
Almost everyday	1	5.3	-	-	-	-	-	-	-	19.0	-	-	-	2.6
Several times a week	2	2.2	-	-	-	-	-	-	-	13.8	-	-	-	1.4
About once a week	3	1.9	-	-	-	-	-	-	-	10.3	-	-	-	1.1
About once a month	4	1.1	-	-	-	-	-	-	-	6.7	-	-	-	0.7
Several times a year	5	1.2	-	-	-	-	-	-	-	4.9	-	-	-	0.6
About once a year	6	0.3	-	-	-	-	-	-	-	1.0	-	-	-	0.1
Less than once a year	7	2.4	-	-	-	-	-	-	-	8.5	-	-	-	1.2
DK/NA	-8	0.1	-	-	-	-	-	-	-	0.3	-	-	-	0.0
IAP	-1	85.6	100.0	100.0	100.0	100.0	100.0	100.0	100.0	35.6	100.0	100.0	100.0	92.2
N		7276	1508	1599	1576	1535	1396	1294	1370	1051	1031	1205	1230	22071

\* SHOW CARD

\*\*\* Keyword: Job, Cleaning the House

**Table 2824 Frequency of R's spouse doing household chores4: Making simple home repair**

[Questionnaire] How often does your spouse do the followings?... House chores

[VAR] SPHOUWK4

RESPONSE	PUNCH	03-07	2008	2009	2010	2011	2012	2013	2014	2016	2018	2021	2023	TOTAL
Almost everyday	1	-	-	-	-	-	-	-	-	4.3	-	-	-	0.2
Several times a week	2	-	-	-	-	-	-	-	-	4.5	-	-	-	0.2
About once a week	3	-	-	-	-	-	-	-	-	6.8	-	-	-	0.3
About once a month	4	-	-	-	-	-	-	-	-	11.0	-	-	-	0.5
Several times a year	5	-	-	-	-	-	-	-	-	13.4	-	-	-	0.6
About once a year	6	-	-	-	-	-	-	-	-	6.6	-	-	-	0.3
Less than once a year	7	-	-	-	-	-	-	-	-	17.4	-	-	-	0.8
DK/NA	-8	-	-	-	-	-	-	-	-	0.3	-	-	-	0.0
IAP	-1	100.0	100.0	100.0	100.0	100.0	100.0	100.0	100.0	35.7	100.0	100.0	100.0	96.9
N		7276	1508	1599	1576	1535	1396	1294	1370	1051	1031	1205	1230	22071

\* SHOW CARD

\*\*\* Keyword: Job, House Chores

**Table 2825 Frequency of R's spouse doing household chores5: Shopping for everyday necessities**

[Questionnaire] How often does your spouse do the followings?... Grocery shopping

[VAR] SPHOUWK5

RESPONSE	PUNCH	03-07	2008	2009	2010	2011	2012	2013	2014	2016	2018	2021	2023	TOTAL
Almost everyday	1	-	-	-	-	-	-	-	-	9.4	-	-	-	0.4
Several times a week	2	-	-	-	-	-	-	-	-	17.2	-	-	-	0.8
About once a week	3	-	-	-	-	-	-	-	-	16.8	-	-	-	0.8
About once a month	4	-	-	-	-	-	-	-	-	8.0	-	-	-	0.4
Several times a year	5	-	-	-	-	-	-	-	-	3.1	-	-	-	0.1
About once a year	6	-	-	-	-	-	-	-	-	1.5	-	-	-	0.1
Less than once a year	7	-	-	-	-	-	-	-	-	7.8	-	-	-	0.4
DK/NA	-8	-	-	-	-	-	-	-	-	0.4	-	-	-	0.0
IAP	-1	100.0	100.0	100.0	100.0	100.0	100.0	100.0	100.0	35.7	100.0	100.0	100.0	96.9
N		7276	1508	1599	1576	1535	1396	1294	1370	1051	1031	1205	1230	22071

\* SHOW CARD(16)

\*\*\* Keyword: Job, Grocery shopping

**Table 2826 Family decision maker1: Children's discipline and education**

[Questionnaire] Who primarily decides (or decided) the following familial items?... Children's discipline and education

[VAR] CONJPWR1

RESPONSE	PUNCH	03-07	2008	2009	2010	2011	2012	2013	2014	2016	2018	2021	2023	TOTAL
Always I	1	1.4	6.4	5.1	-	-	-	-	-	6.3	-	-	-	1.6
Usually I	2	3.4	15.3	14.3	-	-	-	-	-	13.9	-	-	-	3.9
Equally between me and spouse	3	5.7	29.1	32.7	-	-	-	-	-	29.5	-	-	-	7.7
Usually my spouse	4	2.3	9.7	10.7	-	-	-	-	-	7.8	-	-	-	2.6
Always my spouse	5	0.6	2.9	2.0	-	-	-	-	-	2.6	-	-	-	0.7
Other family member(s)	6	0.1	0.9	0.1	-	-	-	-	-	0.2	-	-	-	0.1
DK/NA	-8	0.2	0.1	0.3	-	-	-	-	-	4.0	-	-	-	0.3
IAP	-1	86.3	35.8	34.9	100.0	100.0	100.0	100.0	100.0	35.7	100.0	100.0	100.0	83.3
N		7276	1508	1599	1576	1535	1396	1294	1370	1051	1031	1205	1230	22071

\* SHOW CARD

\*\*\* Keyword: Decision, Children, Discipline

**Table 2827 Family decision maker2: support for one's own parents**

[Questionnaire] Who primarily decides (or decided) the following familial items?... Support for my own parents

[VAR] CONJPWR2

RESPONSE	PUNCH	03-07	2008	2009	2010	2011	2012	2013	2014	2016	2018	2021	2023	TOTAL
Always I	1	0.9	7.1	4.5	-	-	-	-	-	4.5	-	-	-	1.3
Usually I	2	2.2	13.1	14.6	-	-	-	-	-	10.7	-	-	-	3.2
Equally between me and spouse	3	4.7	30.8	36.1	-	-	-	-	-	29.9	-	-	-	7.7
Usually my spouse	4	1.2	6.6	6.1	-	-	-	-	-	3.9	-	-	-	1.5
Always my spouse	5	0.3	1.9	1.3	-	-	-	-	-	1.0	-	-	-	0.4
Other family member(s)	6	0.0	2.7	0.8	-	-	-	-	-	0.7	-	-	-	0.3
DK/NA	-8	0.1	2.3	0.6	-	-	-	-	-	13.6	-	-	-	0.9
IAP	-1	90.5	35.4	36.1	100.0	100.0	100.0	100.0	100.0	35.7	100.0	100.0	100.0	84.8
N		7276	1508	1599	1576	1535	1396	1294	1370	1051	1031	1205	1230	22071

\* SHOW CARD

\*\*\* Keyword: Decision



**Table 2828 Family decision maker3: purchasing higher cost items**

[Questionnaire] Who primarily decides (or decided) the following familial items?... Purchase higher cost items

[VAR] CONJPWR3

RESPONSE	PUNCH	03-07	2008	2009	2010	2011	2012	2013	2014	2016	2018	2021	2023	TOTAL
Always I	1	1.1	5.1	3.6	-	-	-	-	-	6.3	-	-	-	1.3
Usually I	2	2.2	9.0	12.3	-	-	-	-	-	9.9	-	-	-	2.7
Equally between me and spouse	3	8.2	38.1	40.1	-	-	-	-	-	36.2	-	-	-	9.9
Usually my spouse	4	1.8	9.4	7.9	-	-	-	-	-	7.6	-	-	-	2.2
Always my spouse	5	0.8	4.1	2.1	-	-	-	-	-	1.8	-	-	-	0.8
Other family member(s)	6	0.2	1.1	0.8	-	-	-	-	-	1.0	-	-	-	0.2
DK/NA	-8	0.2	0.7	0.5	-	-	-	-	-	1.6	-	-	-	0.2
IAP	-1	85.6	32.6	32.8	100.0	100.0	100.0	100.0	100.0	35.7	100.0	100.0	100.0	82.7
N		7276	1508	1599	1576	1535	1396	1294	1370	1051	1031	1205	1230	22071

\* SHOW CARD

\*\*\* Keyword: Decision

\*\*\*\* This variable is not included in the EASS module, but only KGSS included it

**Table 2829 Family decision maker4: Investment and asset management**

[Questionnaire] (IF HAS A SPOUSE) Who primarily decides (or decided) the following familial items?... Investment and asset management

[VAR] CONJPWR4

RESPONSE	PUNCH	03-07	2008	2009	2010	2011	2012	2013	2014	2016	2018	2021	2023	TOTAL
Always I	1	-	-	5.3	-	-	-	-	-	-	-	-	-	0.4
Usually I	2	-	-	15.1	-	-	-	-	-	-	-	-	-	1.1
Equally between me and spouse	3	-	-	31.4	-	-	-	-	-	-	-	-	-	2.3
Usually my spouse	4	-	-	10.8	-	-	-	-	-	-	-	-	-	0.8
Always my spouse	5	-	-	3.8	-	-	-	-	-	-	-	-	-	0.3
Other family member(s)	6	-	-	0.3	-	-	-	-	-	-	-	-	-	0.0
DK/NA	-8	-	-	0.5	-	-	-	-	-	-	-	-	-	0.0
IAP	-1	100.0	100.0	32.8	100.0	100.0	100.0	100.0	100.0	100.0	100.0	100.0	100.0	95.1
N		7276	1508	1599	1576	1535	1396	1294	1370	1051	1031	1205	1230	22071

\* SHOW CARD(09)

\*\*\* Keyword: Decision, Property

\*\*\*\* This variable is not included in the EASS module, but only KGSS included it

**Table 2830 Satisfaction in marriage**

[Questionnaire] Considering all things together, how would you describe your marriage? Would you say that you are very satisfied or dissatisfied with your marriage?

[VAR] MARSAT

RESPONSE	PUNCH	03-07	2008	2009	2010	2011	2012	2013	2014	2016	2018	2021	2023	TOTAL
Very Satisfied	1	3.3	-	-	-	-	-	-	-	14.7	-	-	-	1.8
Somewhat satisfied	2	5.1	-	-	-	-	-	-	-	27.1	-	-	-	3.0
Neither satisfied nor dissatisfied	3	4.6	-	-	-	-	-	-	-	17.7	-	-	-	2.4
Somewhat dissatisfied	4	1.0	-	-	-	-	-	-	-	3.3	-	-	-	0.5
Very Dissatisfied	5	0.4	-	-	-	-	-	-	-	1.2	-	-	-	0.2
DK/NA	-8	0.0	-	-	-	-	-	-	-	0.2	-	-	-	0.0
IAP	-1	85.6	100.0	100.0	100.0	100.0	100.0	100.0	100.0	35.7	100.0	100.0	100.0	92.2
N		7276	1508	1599	1576	1535	1396	1294	1370	1051	1031	1205	1230	22071

\* SHOW CARD

\*\*\* Keyword: Satisfaction, Marriage

**Table 2831 Amount of the financial assistance from R's parents after marriage**

[Questionnaire] Have you received any financial assistance from your own parent(s) for things such as house purchase, renting a house, or doing a business since marriage, and how much?

[VAR] FINSUPOP

RESPONSE	PUNCH	03-07	2008	2009	2010	2011	2012	2013	2014	2016	2018	2021	2023	TOTAL
Very much	1	1.0	-	-	-	-	-	-	-	-	-	-	-	0.3
Some	2	4.2	-	-	-	-	-	-	-	-	-	-	-	1.4
Not at all	3	9.8	-	-	-	-	-	-	-	-	-	-	-	3.2
DK/NA	-8	0.1	-	-	-	-	-	-	-	-	-	-	-	0.0
IAP	-1	84.9	100.0	100.0	100.0	100.0	100.0	100.0	100.0	100.0	100.0	100.0	100.0	95.0
N		7276	1508	1599	1576	1535	1396	1294	1370	1051	1031	1205	1230	22071

**Table 2832 Amount of the financial assistance from R's parents-in-law after marriage**

[Questionnaire] Have you received any financial assistance from your parent(s)-in-law for things such as house purchase, renting a house, and doing a business since marriage, and how much?

[VAR] FINSUPLP

RESPONSE	PUNCH	03-07	2008	2009	2010	2011	2012	2013	2014	2016	2018	2021	2023	TOTAL
Very much	1	0.8	-	-	-	-	-	-	-	-	-	-	-	0.3
Some	2	3.6	-	-	-	-	-	-	-	-	-	-	-	1.2
Not at all	3	10.8	-	-	-	-	-	-	-	-	-	-	-	3.6
DK/NA	-8	0.1	-	-	-	-	-	-	-	-	-	-	-	0.0
IAP	-1	84.8	100.0	100.0	100.0	100.0	100.0	100.0	100.0	100.0	100.0	100.0	100.0	95.0
N		7276	1508	1599	1576	1535	1396	1294	1370	1051	1031	1205	1230	22071



**Table 2833 R's health condition**

[Questionnaire] Next, I will ask you about your family's health. How would you rate [PERSON]'s health?... Your health  
[VAR] HEALR

RESPONSE	PUNCH	03-07	2008	2009	2010	2011	2012	2013	2014	2016	2018	2021	2023	TOTAL
Very good	1	5.5	-	-	-	-	-	-	-	23.1	-	-	-	2.9
2	2	6.8	-	-	-	-	-	-	-	36.3	-	-	-	4.0
3	3	5.9	-	-	-	-	-	-	-	22.4	-	-	-	3.0
4	4	2.6	-	-	-	-	-	-	-	12.6	-	-	-	1.4
Very poor	5	1.3	-	-	-	-	-	-	-	5.6	-	-	-	0.7
IAP	-1	77.9	100.0	100.0	100.0	100.0	100.0	100.0	100.0	0.0	100.0	100.0	100.0	88.0
N		7276	1508	1599	1576	1535	1396	1294	1370	1051	1031	1205	1230	22071

\* SHOW CARD

\*\*\* Keyword: Family Members, Health

**Table 2834 Spouse's health condition**

[Questionnaire] Next, I will ask you about your family's health. How would you rate [PERSON]'s health?... Your spouse's health  
[VAR] HEALSP

RESPONSE	PUNCH	03-07	2008	2009	2010	2011	2012	2013	2014	2016	2018	2021	2023	TOTAL
Very good	1	2.9	-	-	-	-	-	-	-	10.9	-	-	-	1.5
2	2	5.0	-	-	-	-	-	-	-	24.8	-	-	-	2.8
3	3	4.0	-	-	-	-	-	-	-	17.0	-	-	-	2.1
4	4	1.7	-	-	-	-	-	-	-	8.7	-	-	-	1.0
Very poor	5	0.8	-	-	-	-	-	-	-	2.7	-	-	-	0.4
DK/NA	-8	0.0	-	-	-	-	-	-	-	0.2	-	-	-	0.0
IAP	-1	85.6	100.0	100.0	100.0	100.0	100.0	100.0	100.0	35.7	100.0	100.0	100.0	92.2
N		7276	1508	1599	1576	1535	1396	1294	1370	1051	1031	1205	1230	22071

\* SHOW CARD

\*\*\* Keyword: Family Members, Health

**Table 2835 R's father's health condition**

[Questionnaire] Next, I will ask you about your family's health. How would you rate [PERSON]'s health?... Your father's health  
[VAR] HEALOP1

RESPONSE	PUNCH	03-07	2008	2009	2010	2011	2012	2013	2014	2016	2018	2021	2023	TOTAL
Very good	1	1.4	-	-	-	-	-	-	-	5.3	-	-	-	0.7
2	2	2.7	-	-	-	-	-	-	-	13.6	-	-	-	1.5
3	3	3.4	-	-	-	-	-	-	-	17.4	-	-	-	1.9
4	4	2.5	-	-	-	-	-	-	-	10.0	-	-	-	1.3
Very poor	5	0.8	-	-	-	-	-	-	-	2.9	-	-	-	0.4
DK/NA	-8	0.0	-	-	-	-	-	-	-	0.3	-	-	-	0.0
IAP	-1	89.1	100.0	100.0	100.0	100.0	100.0	100.0	100.0	50.4	100.0	100.0	100.0	94.1
N		7276	1508	1599	1576	1535	1396	1294	1370	1051	1031	1205	1230	22071

\* SHOW CARD

\*\*\* Keyword: Family Members, Health

**Table 2836 R's mother's health condition**

[Questionnaire] Next, I will ask you about your family's health. How would you rate [PERSON]'s health?... Your  
mother's health  
[VAR] HEALOP2

RESPONSE	PUNCH	03-07	2008	2009	2010	2011	2012	2013	2014	2016	2018	2021	2023	TOTAL
Very good	1	1.2	-	-	-	-	-	-	-	6.1	-	-	-	0.7
2	2	2.9	-	-	-	-	-	-	-	12.6	-	-	-	1.6
3	3	4.9	-	-	-	-	-	-	-	21.9	-	-	-	2.7
4	4	4.5	-	-	-	-	-	-	-	19.5	-	-	-	2.4
Very poor	5	1.4	-	-	-	-	-	-	-	5.8	-	-	-	0.7
DK/NA	-8	0.1	-	-	-	-	-	-	-	0.6	-	-	-	0.1
IAP	-1	85.0	100.0	100.0	100.0	100.0	100.0	100.0	100.0	33.6	100.0	100.0	100.0	91.9
N		7276	1508	1599	1576	1535	1396	1294	1370	1051	1031	1205	1230	22071

\* SHOW CARD

\*\*\* Keyword: Family Members, Health

**Table 2837 R's father-in-law's health condition**

[Questionnaire] Next, I will ask you about your family's health. How would you rate [PERSON]'s health?... Your  
father-in-law's health  
[VAR] HEALLP1

RESPONSE	PUNCH	03-07	2008	2009	2010	2011	2012	2013	2014	2016	2018	2021	2023	TOTAL
Very good	1	0.5	-	-	-	-	-	-	-	1.7	-	-	-	0.3
2	2	1.4	-	-	-	-	-	-	-	6.6	-	-	-	0.8
3	3	1.4	-	-	-	-	-	-	-	6.8	-	-	-	0.8
4	4	1.3	-	-	-	-	-	-	-	6.4	-	-	-	0.7
Very poor	5	0.5	-	-	-	-	-	-	-	0.9	-	-	-	0.2
DK/NA	-8	0.0	-	-	-	-	-	-	-	0.5	-	-	-	0.0
IAP	-1	94.8	100.0	100.0	100.0	100.0	100.0	100.0	100.0	77.3	100.0	100.0	100.0	97.2
N		7276	1508	1599	1576	1535	1396	1294	1370	1051	1031	1205	1230	22071

\* SHOW CARD

\*\*\* Keyword: Family Members, Health



**Table 2838 R's mother-in-law's health condition**

[Questionnaire] Next, I will ask you about your family's health. How would you rate [PERSON]'s health?... Your mother-in-law's health

[VAR] HEALLP2

RESPONSE	PUNCH	03-07	2008	2009	2010	2011	2012	2013	2014	2016	2018	2021	2023	TOTAL
Very good	1	0.6	-	-	-	-	-	-	-	3.1	-	-	-	0.4
2	2	2.0	-	-	-	-	-	-	-	6.2	-	-	-	0.9
3	3	2.6	-	-	-	-	-	-	-	10.7	-	-	-	1.4
4	4	2.8	-	-	-	-	-	-	-	12.0	-	-	-	1.5
Very poor	5	1.2	-	-	-	-	-	-	-	3.1	-	-	-	0.5
DK/NA	-8	0.0	-	-	-	-	-	-	-	0.3	-	-	-	0.0
IAP	-1	90.8	100.0	100.0	100.0	100.0	100.0	100.0	100.0	64.6	100.0	100.0	100.0	95.3
N		7276	1508	1599	1576	1535	1396	1294	1370	1051	1031	1205	1230	22071

\* SHOW CARD

\*\*\* Keyword: Family Members, Health

**Table 2839 Size of the region R lived in the longest before the age 15**

[Questionnaire] Where did you live the longest before age 15?

[VAR] LIVE15YR

RESPONSE	PUNCH	03-07	2008	2009	2010	2011	2012	2013	2014	2016	2018	2021	2023	TOTAL
A big city	1	6.7	-	-	-	-	-	-	-	29.7	-	-	-	3.6
A medium or small-sized city	2	5.3	-	-	-	-	-	-	-	29.1	-	-	-	3.1
A town	3	2.3	-	-	-	-	-	-	-	12.2	-	-	-	1.3
A rural village	4	7.8	-	-	-	-	-	-	-	28.8	-	-	-	4.0
DK/NA	-8	0.0	-	-	-	-	-	-	-	0.2	-	-	-	0.0
IAP	-1	77.9	100.0	100.0	100.0	100.0	100.0	100.0	100.0	0.0	100.0	100.0	100.0	88.0
N		7276	1508	1599	1576	1535	1396	1294	1370	1051	1031	1205	1230	22071

\* SHOW CARD(16)

**Table 2840 Men's appropriate age to get married**

[Questionnaire] What do you think is the appropriate age to get married in Korea? Please write the age in number of years for male and female separately. Marriage here means first marriage... Male

[VAR] XYMARAGE

RESPONSE	PUNCH	03-07	2008	2009	2010	2011	2012	2013	2014	2016	2018	2021	2023	TOTAL
20	20	-	-	-	-	-	-	-	-	0.4	-	-	-	0.0
23	23	-	-	-	-	-	-	-	-	0.3	-	-	-	0.0
24	24	-	-	-	-	-	-	-	-	0.1	-	-	-	0.0
25	25	-	-	-	-	-	-	-	-	1.6	-	-	-	0.1
26	26	-	-	-	-	-	-	-	-	0.8	-	-	-	0.0
27	27	-	-	-	-	-	-	-	-	1.9	-	-	-	0.1
28	28	-	-	-	-	-	-	-	-	5.6	-	-	-	0.3
29	29	-	-	-	-	-	-	-	-	2.4	-	-	-	0.1
30	30	-	-	-	-	-	-	-	-	33.2	-	-	-	1.6
31	31	-	-	-	-	-	-	-	-	4.9	-	-	-	0.2
32	32	-	-	-	-	-	-	-	-	18.1	-	-	-	0.9
33	33	-	-	-	-	-	-	-	-	10.9	-	-	-	0.5
34	34	-	-	-	-	-	-	-	-	4.9	-	-	-	0.2
35	35	-	-	-	-	-	-	-	-	12.7	-	-	-	0.6
36	36	-	-	-	-	-	-	-	-	0.8	-	-	-	0.0
37	37	-	-	-	-	-	-	-	-	0.3	-	-	-	0.0
38	38	-	-	-	-	-	-	-	-	0.7	-	-	-	0.0
39	39	-	-	-	-	-	-	-	-	0.2	-	-	-	0.0
40	40	-	-	-	-	-	-	-	-	0.1	-	-	-	0.0
45	45	-	-	-	-	-	-	-	-	0.1	-	-	-	0.0
DK/NA	-8	-	-	-	-	-	-	-	-	0.2	-	-	-	0.0
IAP	-1	100.0	100.0	100.0	100.0	100.0	100.0	100.0	100.0	0.0	100.0	100.0	100.0	95.2
N		7276	1508	1599	1576	1535	1396	1294	1370	1051	1031	1205	1230	22071

\*\*\* Keyword: Marriage



**Table 2841 Women's appropriate age to get married**

[Questionnaire] What do you think is the appropriate age to get married in Korea? Please write the age in number of years for male and female separately. Marriage here means first marriage... Female

[VAR] XXMARAGE

RESPONSE	PUNCH	03-07	2008	2009	2010	2011	2012	2013	2014	2016	2018	2021	2023	TOTAL
19	19	-	-	-	-	-	-	-	-	0.2	-	-	-	0.0
20	20	-	-	-	-	-	-	-	-	0.4	-	-	-	0.0
22	22	-	-	-	-	-	-	-	-	0.4	-	-	-	0.0
23	23	-	-	-	-	-	-	-	-	0.9	-	-	-	0.0
24	24	-	-	-	-	-	-	-	-	0.6	-	-	-	0.0
25	25	-	-	-	-	-	-	-	-	6.7	-	-	-	0.3
26	26	-	-	-	-	-	-	-	-	6.7	-	-	-	0.3
27	27	-	-	-	-	-	-	-	-	10.2	-	-	-	0.5
28	28	-	-	-	-	-	-	-	-	20.2	-	-	-	1.0
27	29	-	-	-	-	-	-	-	-	7.8	-	-	-	0.4
30	30	-	-	-	-	-	-	-	-	30.2	-	-	-	1.4
31	31	-	-	-	-	-	-	-	-	3.7	-	-	-	0.2
32	32	-	-	-	-	-	-	-	-	6.0	-	-	-	0.3
33	33	-	-	-	-	-	-	-	-	3.0	-	-	-	0.1
34	34	-	-	-	-	-	-	-	-	0.9	-	-	-	0.0
35	35	-	-	-	-	-	-	-	-	1.2	-	-	-	0.1
36	36	-	-	-	-	-	-	-	-	0.3	-	-	-	0.0
37	37	-	-	-	-	-	-	-	-	0.3	-	-	-	0.0
39	39	-	-	-	-	-	-	-	-	0.1	-	-	-	0.0
DK/NA	-8	-	-	-	-	-	-	-	-	0.2	-	-	-	0.0
IAP	-1	100.0	100.0	100.0	100.0	100.0	100.0	100.0	100.0	0.0	100.0	100.0	100.0	95.2
N		7276	1508	1599	1576	1535	1396	1294	1370	1051	1031	1205	1230	22071

\*\*\* Keyword: Marriage

**Table 2842 Opinion on women employment: It's not good for a pre-school child if the mother is working**

[Questionnaire] To what extent do you agree or disagree with each of the following statements?... When a mother gets employed, her preschool children would suffer

[VAR] KIDSUFFR16

RESPONSE	PUNCH	03-07	2008	2009	2010	2011	2012	2013	2014	2016	2018	2021	2023	TOTAL
Strongly agree	1	-	-	-	-	-	-	-	-	13.3	-	-	-	0.6
Fairly agree	2	-	-	-	-	-	-	-	-	21.7	-	-	-	1.0
Somewhat agree	3	-	-	-	-	-	-	-	-	31.1	-	-	-	1.5
Neither agree nor disagree	4	-	-	-	-	-	-	-	-	14.3	-	-	-	0.7
Somewhat disagree	5	-	-	-	-	-	-	-	-	11.8	-	-	-	0.6
Fairly disagree	6	-	-	-	-	-	-	-	-	4.9	-	-	-	0.2
Strongly disagree	7	-	-	-	-	-	-	-	-	2.9	-	-	-	0.1
DK/NA	-8	-	-	-	-	-	-	-	-	0.1	-	-	-	0.0
IAP	-1	100.0	100.0	100.0	100.0	100.0	100.0	100.0	100.0	0.0	100.0	100.0	100.0	95.2
N		7276	1508	1599	1576	1535	1396	1294	1370	1051	1031	1205	1230	22071

\* SHOW CARD

\*\*\* Keyword: Children

## EASS 2008/2018 Globalization & Culture

**Table 2843 Frequency of watching Japanese animations**

[Questionnaire] How often do you watch... Japanese animation

[VAR] JPANIM

RESPONSE	PUNCH	03-07	2008	2009	2010	2011	2012	2013	2014	2016	2018	2021	2023	TOTAL
Often	1	-	5.1	-	-	-	-	-	-	-	5.5	-	-	0.6
Sometimes	2	-	21.8	-	-	-	-	-	-	-	22.9	-	-	2.6
Seldom	3	-	21.2	-	-	-	-	-	-	-	22.8	-	-	2.5
Not at all	4	-	51.7	-	-	-	-	-	-	-	48.4	-	-	5.8
DK/NA	-8	-	0.2	-	-	-	-	-	-	-	0.4	-	-	0.0
IAP	-1	100.0	0.0	100.0	100.0	100.0	100.0	100.0	100.0	100.0	0.0	100.0	100.0	88.5
N		7276	1508	1599	1576	1535	1396	1294	1370	1051	1031	1205	1230	22071

\* SHOW CARD

\*\*\* Keyword: Animation

**Table 2844 Frequency of watching Chinese movies**

[Questionnaire] How often do you watch... Chinese movies

[VAR] CNFILM

RESPONSE	PUNCH	03-07	2008	2009	2010	2011	2012	2013	2014	2016	2018	2021	2023	TOTAL
Often	1	-	3.4	-	-	-	-	-	-	-	1.8	-	-	0.3
Sometimes	2	-	35.0	-	-	-	-	-	-	-	21.2	-	-	3.4
Seldom	3	-	26.8	-	-	-	-	-	-	-	29.0	-	-	3.2
Not at all	4	-	34.7	-	-	-	-	-	-	-	47.6	-	-	4.6
DK/NA	-8	-	0.1	-	-	-	-	-	-	-	0.3	-	-	0.0
IAP	-1	100.0	0.0	100.0	100.0	100.0	100.0	100.0	100.0	100.0	0.0	100.0	100.0	88.5
N		7276	1508	1599	1576	1535	1396	1294	1370	1051	1031	1205	1230	22071

\* SHOW CARD

\*\*\* Keyword: Movie



**Table 2845 Frequency of watching Korean TV dramas**

[Questionnaire] How often do you watch... Korean TV drama

[VAR] KRDRAM

RESPONSE	PUNCH	03-07	2008	2009	2010	2011	2012	2013	2014	2016	2018	2021	2023	TOTAL
Often	1	-	44.7	-	-	-	-	-	-	-	39.5	-	-	4.9
Sometimes	2	-	41.0	-	-	-	-	-	-	-	38.1	-	-	4.6
Seldom	3	-	9.7	-	-	-	-	-	-	-	16.9	-	-	1.4
Not at all	4	-	4.6	-	-	-	-	-	-	-	5.5	-	-	0.6
DK/NA	-8	-	0.0	-	-	-	-	-	-	-	0.0	-	-	0.0
IAP	-1	100.0	0.0	100.0	100.0	100.0	100.0	100.0	100.0	100.0	0.0	100.0	100.0	88.5
N		7276	1508	1599	1576	1535	1396	1294	1370	1051	1031	1205	1230	22071

\* SHOW CARD

\*\*\* Keyword: TV Drama

**Table 2846 Whether R did the fortune-telling of name when considering the name of the child (if R has a child)**

[Questionnaire] (Only those who have child) Did you do fortune-telling of name, when you thought your child's name?

[VAR] CHLDNAME

RESPONSE	PUNCH	03-07	2008	2009	2010	2011	2012	2013	2014	2016	2018	2021	2023	TOTAL
Yes	1	-	29.9	-	-	-	-	-	-	-	-	-	-	2.0
No	2	-	43.8	-	-	-	-	-	-	-	-	-	-	3.0
IAP	-1	100.0	26.3	100.0	100.0	100.0	100.0	100.0	100.0	100.0	100.0	100.0	100.0	95.0
N		7276	1508	1599	1576	1535	1396	1294	1370	1051	1031	1205	1230	22071

\*\*\* Keyword: Children

**Table 2847 Extent of caring about the auspicious or ominous day for special occasions**

[Questionnaire] To what extent do you care about auspicious or ominous day for special occasions such as wedding, moving, or funeral ceremony?

[VAR] DAYCHOOS

RESPONSE	PUNCH	03-07	2008	2009	2010	2011	2012	2013	2014	2016	2018	2021	2023	TOTAL
Very much	1	-	12.1	-	-	-	-	-	-	-	7.0	-	-	1.2
Fairly much	2	-	26.2	-	-	-	-	-	-	-	26.5	-	-	3.0
Not too much	3	-	32.3	-	-	-	-	-	-	-	40.7	-	-	4.1
Not at all	4	-	29.0	-	-	-	-	-	-	-	24.8	-	-	3.1
DK/NA	-8	-	0.4	-	-	-	-	-	-	-	1.0	-	-	0.1
IAP	-1	100.0	0.0	100.0	100.0	100.0	100.0	100.0	100.0	100.0	0.0	100.0	100.0	88.5
N		7276	1508	1599	1576	1535	1396	1294	1370	1051	1031	1205	1230	22071

\* SHOW CARD(18)

**Table 2848 Frequency of visit the grave of deceased family members in the past year**

[Questionnaire] How many times in the past year did you visit the grave of your deceased family members?

[VAR] GRAVEFRQ

RESPONSE	PUNCH	03-07	2008	2009	2010	2011	2012	2013	2014	2016	2018	2021	2023	TOTAL
None	1	-	-	-	-	-	-	-	-	-	27.5	-	-	1.3
Once	2	-	-	-	-	-	-	-	-	-	18.4	-	-	0.9
Twice	3	-	-	-	-	-	-	-	-	-	28.8	-	-	1.3
Three times	4	-	-	-	-	-	-	-	-	-	10.5	-	-	0.5
Four times	5	-	-	-	-	-	-	-	-	-	5.8	-	-	0.3
Five times or more	6	-	-	-	-	-	-	-	-	-	7.7	-	-	0.4
DK/NA	-8	-	-	-	-	-	-	-	-	-	1.3	-	-	0.1
IAP	-1	100.0	100.0	100.0	100.0	100.0	100.0	100.0	100.0	100.0	0.0	100.0	100.0	95.3
N		7276	1508	1599	1576	1535	1396	1294	1370	1051	1031	1205	1230	22071

\* SHOW CARD

\*\*\* Keyword: Family Members, Grave

**Table 2849 Frequency of visit a place to pray for good luck**

[Questionnaire] How many times in the past year did you go to a place to pray for good luck (academic and business success, health, etc)?

[VAR] WISHPLAC

RESPONSE	PUNCH	03-07	2008	2009	2010	2011	2012	2013	2014	2016	2018	2021	2023	TOTAL
None	1	-	-	-	-	-	-	-	-	-	78.6	-	-	3.7
Once	2	-	-	-	-	-	-	-	-	-	8.1	-	-	0.4
Twice	3	-	-	-	-	-	-	-	-	-	5.0	-	-	0.2
Three times	4	-	-	-	-	-	-	-	-	-	2.8	-	-	0.1
Four times	5	-	-	-	-	-	-	-	-	-	0.6	-	-	0.0
Five times or more	6	-	-	-	-	-	-	-	-	-	4.2	-	-	0.2
DK/NA	-8	-	-	-	-	-	-	-	-	-	0.7	-	-	0.0
IAP	-1	100.0	100.0	100.0	100.0	100.0	100.0	100.0	100.0	100.0	0.0	100.0	100.0	95.3
N		7276	1508	1599	1576	1535	1396	1294	1370	1051	1031	1205	1230	22071

\* SHOW CARD

\*\*\* Keyword: Wish

**Table 2850 Whether R has charm and/or amulet for good luck**

[Questionnaire] I have charm and/or amulet close to me for good luck.

[VAR] HAVECHRM

RESPONSE	PUNCH	03-07	2008	2009	2010	2011	2012	2013	2014	2016	2018	2021	2023	TOTAL
Yes	1	-	-	-	-	-	-	-	-	-	19.2	-	-	0.9
No	2	-	-	-	-	-	-	-	-	-	80.5	-	-	3.8
DK/NA	-8	-	-	-	-	-	-	-	-	-	0.3	-	-	0.0
IAP	-1	100.0	100.0	100.0	100.0	100.0	100.0	100.0	100.0	100.0	0.0	100.0	100.0	95.3
N		7276	1508	1599	1576	1535	1396	1294	1370	1051	1031	1205	1230	22071

\* SHOW CARD

\*\*\* Keyword: Amulet



**Table 2851 Characteristics to consider when making friends1: Honesty**

[Questionnaire] When you associate with your personal friend, how important is each of the following qualities?... Honest  
 [VAR] FRIEND1

RESPONSE	PUNCH	03-07	2008	2009	2010	2011	2012	2013	2014	2016	2018	2021	2023	TOTAL
Very important	1	-	71.4	-	-	-	-	-	-	-	-	-	-	4.9
Important	2	-	23.6	-	-	-	-	-	-	-	-	-	-	1.6
Neither important nor unimportant	3	-	4.2	-	-	-	-	-	-	-	-	-	-	0.3
Not important	4	-	0.5	-	-	-	-	-	-	-	-	-	-	0.0
Not important at all	5	-	0.1	-	-	-	-	-	-	-	-	-	-	0.0
DK/NA	-8	-	0.2	-	-	-	-	-	-	-	-	-	-	0.0
IAP	-1	100.0	0.0	100.0	100.0	100.0	100.0	100.0	100.0	100.0	100.0	100.0	100.0	93.2
N		7276	1508	1599	1576	1535	1396	1294	1370	1051	1031	1205	1230	22071

\* SHOW CARD

\*\*\* Keyword: Friends

**Table 2852 Characteristics to consider when making friends2: Responsibility**

[Questionnaire] When you associate with your personal friend, how important is each of the following qualities?...

Responsible

[VAR] FRIEND2

RESPONSE	PUNCH	03-07	2008	2009	2010	2011	2012	2013	2014	2016	2018	2021	2023	TOTAL
Very important	1	-	59.9	-	-	-	-	-	-	-	-	-	-	4.1
Important	2	-	32.5	-	-	-	-	-	-	-	-	-	-	2.2
Neither important nor unimportant	3	-	6.6	-	-	-	-	-	-	-	-	-	-	0.4
Not important	4	-	0.7	-	-	-	-	-	-	-	-	-	-	0.0
Not important at all	5	-	0.1	-	-	-	-	-	-	-	-	-	-	0.0
DK/NA	-8	-	0.2	-	-	-	-	-	-	-	-	-	-	0.0
IAP	-1	100.0	0.0	100.0	100.0	100.0	100.0	100.0	100.0	100.0	100.0	100.0	100.0	93.2
N		7276	1508	1599	1576	1535	1396	1294	1370	1051	1031	1205	1230	22071

\* SHOW CARD

\*\*\* Keyword: Friends

**Table 2853 Characteristics to consider when making friends3: Intelligence**

[Questionnaire] When you associate with your personal friend, how important is each of the following qualities?...

Intelligent

[VAR] FRIEND3

RESPONSE	PUNCH	03-07	2008	2009	2010	2011	2012	2013	2014	2016	2018	2021	2023	TOTAL
Very important	1	-	17.5	-	-	-	-	-	-	-	-	-	-	1.2
Important	2	-	35.1	-	-	-	-	-	-	-	-	-	-	2.4
Neither important nor unimportant	3	-	33.8	-	-	-	-	-	-	-	-	-	-	2.3
Not important	4	-	10.8	-	-	-	-	-	-	-	-	-	-	0.7
Not important at all	5	-	2.5	-	-	-	-	-	-	-	-	-	-	0.2
DK/NA	-8	-	0.3	-	-	-	-	-	-	-	-	-	-	0.0
IAP	-1	100.0	0.0	100.0	100.0	100.0	100.0	100.0	100.0	100.0	100.0	100.0	100.0	93.2
N		7276	1508	1599	1576	1535	1396	1294	1370	1051	1031	1205	1230	22071

\* SHOW CARD

\*\*\* Keyword: Friends

**Table 2854 Characteristics to consider when making friends4: Being cultured**

[Questionnaire] When you associate with your personal friend, how important is each of the following qualities?... Cultured

[VAR] FRIEND4

RESPONSE	PUNCH	03-07	2008	2009	2010	2011	2012	2013	2014	2016	2018	2021	2023	TOTAL
Very important	1	-	17.2	-	-	-	-	-	-	-	-	-	-	1.2
Important	2	-	36.9	-	-	-	-	-	-	-	-	-	-	2.5
Neither important nor unimportant	3	-	34.7	-	-	-	-	-	-	-	-	-	-	2.4
Not important	4	-	9.2	-	-	-	-	-	-	-	-	-	-	0.6
Not important at all	5	-	1.7	-	-	-	-	-	-	-	-	-	-	0.1
DK/NA	-8	-	0.4	-	-	-	-	-	-	-	-	-	-	0.0
IAP	-1	100.0	0.0	100.0	100.0	100.0	100.0	100.0	100.0	100.0	100.0	100.0	100.0	93.2
N		7276	1508	1599	1576	1535	1396	1294	1370	1051	1031	1205	1230	22071

\* SHOW CARD

\*\*\* Keyword: Friends

**Table 2855 Characteristics to consider when making friends5: Wealth**

[Questionnaire] When you associate with your personal friend, how important is each of the following qualities?... Wealth

[VAR] FRIEND5

RESPONSE	PUNCH	03-07	2008	2009	2010	2011	2012	2013	2014	2016	2018	2021	2023	TOTAL
Very important	1	-	3.4	-	-	-	-	-	-	-	-	-	-	0.2
Important	2	-	9.9	-	-	-	-	-	-	-	-	-	-	0.7
Neither important nor unimportant	3	-	38.6	-	-	-	-	-	-	-	-	-	-	2.6
Not important	4	-	34.7	-	-	-	-	-	-	-	-	-	-	2.4
Not important at all	5	-	13.1	-	-	-	-	-	-	-	-	-	-	0.9
DK/NA	-8	-	0.3	-	-	-	-	-	-	-	-	-	-	0.0
IAP	-1	100.0	0.0	100.0	100.0	100.0	100.0	100.0	100.0	100.0	100.0	100.0	100.0	93.2
N		7276	1508	1599	1576	1535	1396	1294	1370	1051	1031	1205	1230	22071

\* SHOW CARD

\*\*\* Keyword: Friends



**Table 2856 Characteristics to consider when making friends6: Power**

[Questionnaire] When you associate with your personal friend, how important is each of the following qualities?... Power

[VAR] FRIEND6

RESPONSE	PUNCH	03-07	2008	2009	2010	2011	2012	2013	2014	2016	2018	2021	2023	TOTAL
Very important	1	-	2.9	-	-	-	-	-	-	-	-	-	-	0.2
Important	2	-	11.9	-	-	-	-	-	-	-	-	-	-	0.8
Neither important nor unimportant	3	-	41.2	-	-	-	-	-	-	-	-	-	-	2.8
Not important	4	-	32.2	-	-	-	-	-	-	-	-	-	-	2.2
Not important at all	5	-	11.3	-	-	-	-	-	-	-	-	-	-	0.8
DK/NA	-8	-	0.4	-	-	-	-	-	-	-	-	-	-	0.0
IAP	-1	100.0	0.0	100.0	100.0	100.0	100.0	100.0	100.0	100.0	100.0	100.0	100.0	93.2
N		7276	1508	1599	1576	1535	1396	1294	1370	1051	1031	1205	1230	22071

\* SHOW CARD

\*\*\* Keyword: Friends, Political Power

**Table 2857 Characteristics to consider when making friends7: Loyalty**

[Questionnaire] When you associate with your personal friend, how important is each of the following qualities?... Loyal

[VAR] FRIEND7

RESPONSE	PUNCH	03-07	2008	2009	2010	2011	2012	2013	2014	2016	2018	2021	2023	TOTAL
Very important	1	-	31.9	-	-	-	-	-	-	-	-	-	-	2.2
Important	2	-	41.2	-	-	-	-	-	-	-	-	-	-	2.8
Neither important nor unimportant	3	-	21.0	-	-	-	-	-	-	-	-	-	-	1.4
Not important	4	-	4.8	-	-	-	-	-	-	-	-	-	-	0.3
Not important at all	5	-	0.9	-	-	-	-	-	-	-	-	-	-	0.1
DK/NA	-8	-	0.2	-	-	-	-	-	-	-	-	-	-	0.0
IAP	-1	100.0	0.0	100.0	100.0	100.0	100.0	100.0	100.0	100.0	100.0	100.0	100.0	93.2
N		7276	1508	1599	1576	1535	1396	1294	1370	1051	1031	1205	1230	22071

\* SHOW CARD

\*\*\* Keyword: Friends

**Table 2858 Characteristics to consider when making friends8: Warm-heartedness**

[Questionnaire] When you associate with your personal friend, how important is each of the following qualities?...

Warm-hearted

[VAR] FRIEND8

RESPONSE	PUNCH	03-07	2008	2009	2010	2011	2012	2013	2014	2016	2018	2021	2023	TOTAL
Very important	1	-	50.8	-	-	-	-	-	-	-	-	-	-	3.5
Important	2	-	39.2	-	-	-	-	-	-	-	-	-	-	2.7
Neither important nor unimportant	3	-	8.6	-	-	-	-	-	-	-	-	-	-	0.6
Not important	4	-	1.1	-	-	-	-	-	-	-	-	-	-	0.1
Not important at all	5	-	0.1	-	-	-	-	-	-	-	-	-	-	0.0
DK/NA	-8	-	0.2	-	-	-	-	-	-	-	-	-	-	0.0
IAP	-1	100.0	0.0	100.0	100.0	100.0	100.0	100.0	100.0	100.0	100.0	100.0	100.0	93.2
N		7276	1508	1599	1576	1535	1396	1294	1370	1051	1031	1205	1230	22071

\* SHOW CARD

\*\*\* Keyword: Friends

**Table 2859 Complying with the majority1: it is not desirable to oppose an idea which the majority of people accept, even if it is different from one's own**

[Questionnaire] To what extent do you agree or disagree with each of the following statements?... It is not desirable to oppose an idea which the majority of people accept, even if it is different from one's own.

[VAR] ACCMAJTY

RESPONSE	PUNCH	03-07	2008	2009	2010	2011	2012	2013	2014	2016	2018	2021	2023	TOTAL
Strongly agree	1	-	10.8	-	-	-	-	-	-	-	5.1	-	-	1.0
Agree	2	-	23.4	-	-	-	-	-	-	-	16.7	-	-	2.4
Somewhat agree	3	-	26.5	-	-	-	-	-	-	-	22.5	-	-	2.9
Neither agree nor disagree	4	-	16.6	-	-	-	-	-	-	-	23.9	-	-	2.2
Somewhat disagree	5	-	15.4	-	-	-	-	-	-	-	20.8	-	-	2.0
Disagree	6	-	5.4	-	-	-	-	-	-	-	8.4	-	-	0.8
Strongly disagree	7	-	1.5	-	-	-	-	-	-	-	2.5	-	-	0.2
DK/NA	-8	-	0.4	-	-	-	-	-	-	-	0.1	-	-	0.0
IAP	-1	100.0	0.0	100.0	100.0	100.0	100.0	100.0	100.0	100.0	0.0	100.0	100.0	88.5
N		7276	1508	1599	1576	1535	1396	1294	1370	1051	1031	1205	1230	22071

\* SHOW CARD

**Table 2860 Complying with the majority2: one should not express one's complaints about others in order to have good relationship with them**

[Questionnaire] To what extent do you agree or disagree with each of the following statements?... One should not express one's complaints about others in order to have good relationship with them.

[VAR] NOCOMPLNT

RESPONSE	PUNCH	03-07	2008	2009	2010	2011	2012	2013	2014	2016	2018	2021	2023	TOTAL
Strongly agree	1	-	11.5	-	-	-	-	-	-	-	6.2	-	-	1.1
Agree	2	-	25.0	-	-	-	-	-	-	-	16.7	-	-	2.5
Somewhat agree	3	-	30.3	-	-	-	-	-	-	-	33.7	-	-	3.6
Neither agree nor disagree	4	-	11.4	-	-	-	-	-	-	-	16.9	-	-	1.6
Somewhat disagree	5	-	16.9	-	-	-	-	-	-	-	17.8	-	-	2.0
Disagree	6	-	3.4	-	-	-	-	-	-	-	6.4	-	-	0.5
Strongly disagree	7	-	1.3	-	-	-	-	-	-	-	2.1	-	-	0.2
DK/NA	-8	-	0.3	-	-	-	-	-	-	-	0.1	-	-	0.0
IAP	-1	100.0	0.0	100.0	100.0	100.0	100.0	100.0	100.0	100.0	0.0	100.0	100.0	88.5
N		7276	1508	1599	1576	1535	1396	1294	1370	1051	1031	1205	1230	22071

\* SHOW CARD



**Table 2861 In-group bias1: When hiring someone at a private company, even if an unacquainted person is more qualified, it would still be better to give the opportunity to relatives or friends**

[Questionnaire] To what extent do you agree or disagree with each of the following statements?... When hiring someone at a private company, even if an unacquainted person is more qualified, it would still be better to give the opportunity to relatives or friends

[VAR] COMPFRND

RESPONSE	PUNCH	03-07	2008	2009	2010	2011	2012	2013	2014	2016	2018	2021	2023	TOTAL
Strongly agree	1	-	2.3	-	-	-	-	-	-	-	2.0	-	-	0.2
Agree	2	-	8.1	-	-	-	-	-	-	-	2.7	-	-	0.7
Somewhat agree	3	-	10.7	-	-	-	-	-	-	-	6.0	-	-	1.0
Neither agree nor disagree	4	-	10.8	-	-	-	-	-	-	-	9.8	-	-	1.2
Somewhat disagree	5	-	28.1	-	-	-	-	-	-	-	23.3	-	-	3.0
Disagree	6	-	25.1	-	-	-	-	-	-	-	30.5	-	-	3.1
Strongly disagree	7	-	14.7	-	-	-	-	-	-	-	25.7	-	-	2.2
DK/NA	-8	-	0.2	-	-	-	-	-	-	-	0.0	-	-	0.0
IAP	-1	100.0	0.0	100.0	100.0	100.0	100.0	100.0	100.0	100.0	0.0	100.0	100.0	88.5
N		7276	1508	1599	1576	1535	1396	1294	1370	1051	1031	1205	1230	22071

\* SHOW CARD

\*\*\* Keyword: Private Firm, Friends

**Table 2862 In-group bias2: I would be honored when people who come from the same town play an important role in society**

[Questionnaire] To what extent do you agree or disagree with each of the following statements?... I would be honored when people who come from the same town play an important role in society

[VAR] PRDTOWN

RESPONSE	PUNCH	03-07	2008	2009	2010	2011	2012	2013	2014	2016	2018	2021	2023	TOTAL
Strongly agree	1	-	14.8	-	-	-	-	-	-	-	10.8	-	-	1.5
Agree	2	-	25.5	-	-	-	-	-	-	-	19.2	-	-	2.6
Somewhat agree	3	-	27.1	-	-	-	-	-	-	-	28.7	-	-	3.2
Neither agree nor disagree	4	-	18.2	-	-	-	-	-	-	-	20.7	-	-	2.2
Somewhat disagree	5	-	7.0	-	-	-	-	-	-	-	6.0	-	-	0.8
Disagree	6	-	4.7	-	-	-	-	-	-	-	8.2	-	-	0.7
Strongly disagree	7	-	2.4	-	-	-	-	-	-	-	6.4	-	-	0.5
DK/NA	-8	-	0.3	-	-	-	-	-	-	-	0.0	-	-	0.0
IAP	-1	100.0	0.0	100.0	100.0	100.0	100.0	100.0	100.0	100.0	0.0	100.0	100.0	88.5
N		7276	1508	1599	1576	1535	1396	1294	1370	1051	1031	1205	1230	22071

\* SHOW CARD

\*\*\* Keyword: Pride

**Table 2863 Opinion on hierarchy1: A subordinate should obey the superiors' instructions, even if the person cannot agree with them**

[Questionnaire] To what extent do you agree or disagree with each of the following statements?... A subordinate should obey the superiors' instructions, even if the person cannot agree with them

[VAR] OBEYSUP

RESPONSE	PUNCH	03-07	2008	2009	2010	2011	2012	2013	2014	2016	2018	2021	2023	TOTAL
Strongly agree	1	-	6.5	-	-	-	-	-	-	-	3.1	-	-	0.6
Agree	2	-	12.6	-	-	-	-	-	-	-	6.6	-	-	1.2
Somewhat agree	3	-	25.0	-	-	-	-	-	-	-	21.0	-	-	2.7
Neither agree nor disagree	4	-	14.6	-	-	-	-	-	-	-	15.5	-	-	1.7
Somewhat disagree	5	-	25.2	-	-	-	-	-	-	-	28.8	-	-	3.1
Disagree	6	-	10.9	-	-	-	-	-	-	-	16.1	-	-	1.5
Strongly disagree	7	-	4.9	-	-	-	-	-	-	-	8.7	-	-	0.7
DK/NA	-8	-	0.2	-	-	-	-	-	-	-	0.1	-	-	0.0
IAP	-1	100.0	0.0	100.0	100.0	100.0	100.0	100.0	100.0	100.0	0.0	100.0	100.0	88.5
N		7276	1508	1599	1576	1535	1396	1294	1370	1051	1031	1205	1230	22071

\* SHOW CARD

\*\*\* Keyword: Subordinate

**Table 2864 Opinion on hierarchy2: If we have capable leaders, it is better to let them decide everything**

[Questionnaire] To what extent do you agree or disagree with each of the following statements?... If we have capable leaders, it is better to let them decide everything

[VAR] LEADRALL

RESPONSE	PUNCH	03-07	2008	2009	2010	2011	2012	2013	2014	2016	2018	2021	2023	TOTAL
Strongly agree	1	-	8.4	-	-	-	-	-	-	-	3.8	-	-	0.8
Agree	2	-	14.2	-	-	-	-	-	-	-	10.6	-	-	1.5
Somewhat agree	3	-	21.7	-	-	-	-	-	-	-	17.5	-	-	2.3
Neither agree nor disagree	4	-	12.1	-	-	-	-	-	-	-	13.2	-	-	1.4
Somewhat disagree	5	-	26.4	-	-	-	-	-	-	-	29.7	-	-	3.2
Disagree	6	-	11.9	-	-	-	-	-	-	-	18.0	-	-	1.7
Strongly disagree	7	-	5.0	-	-	-	-	-	-	-	7.2	-	-	0.7
DK/NA	-8	-	0.3	-	-	-	-	-	-	-	0.1	-	-	0.0
IAP	-1	100.0	0.0	100.0	100.0	100.0	100.0	100.0	100.0	100.0	0.0	100.0	100.0	88.5
N		7276	1508	1599	1576	1535	1396	1294	1370	1051	1031	1205	1230	22071

\* SHOW CARD

\*\*\* Keyword: Decision



**Table 2865 Risk taking1: A life full of risks and chances is more desirable than an ordinary and stable life**

[Questionnaire] To what extent do you agree or disagree with each of the following statements?... A life full of risks and chances is more desirable than an ordinary and stable life

[VAR] MORERISK

RESPONSE	PUNCH	03-07	2008	2009	2010	2011	2012	2013	2014	2016	2018	2021	2023	TOTAL
Strongly agree	1	-	8.2	-	-	-	-	-	-	-	4.5	-	-	0.8
Agree	2	-	16.7	-	-	-	-	-	-	-	9.3	-	-	1.6
Somewhat agree	3	-	21.6	-	-	-	-	-	-	-	19.2	-	-	2.4
Neither agree nor disagree	4	-	18.7	-	-	-	-	-	-	-	32.1	-	-	2.8
Somewhat disagree	5	-	23.1	-	-	-	-	-	-	-	22.1	-	-	2.6
Disagree	6	-	9.4	-	-	-	-	-	-	-	10.2	-	-	1.1
Strongly disagree	7	-	2.0	-	-	-	-	-	-	-	2.7	-	-	0.3
DK/NA	-8	-	0.3	-	-	-	-	-	-	-	0.0	-	-	0.0
IAP	-1	100.0	0.0	100.0	100.0	100.0	100.0	100.0	100.0	100.0	0.0	100.0	100.0	88.5
N		7276	1508	1599	1576	1535	1396	1294	1370	1051	1031	1205	1230	22071

\* SHOW CARD

**Table 2866 Risk taking2: With extra money, I would invest in items for high returns even if they are risky**

[Questionnaire] To what extent do you agree or disagree with each of the following statements?... With extra money, I would invest in items for high returns even if they are risky

[VAR] HIGHTRN

RESPONSE	PUNCH	03-07	2008	2009	2010	2011	2012	2013	2014	2016	2018	2021	2023	TOTAL
Strongly agree	1	-	3.4	-	-	-	-	-	-	-	1.9	-	-	0.3
Agree	2	-	10.7	-	-	-	-	-	-	-	8.8	-	-	1.1
Somewhat agree	3	-	17.0	-	-	-	-	-	-	-	17.8	-	-	2.0
Neither agree nor disagree	4	-	12.5	-	-	-	-	-	-	-	14.2	-	-	1.5
Somewhat disagree	5	-	29.8	-	-	-	-	-	-	-	26.0	-	-	3.3
Disagree	6	-	19.0	-	-	-	-	-	-	-	22.1	-	-	2.3
Strongly disagree	7	-	7.2	-	-	-	-	-	-	-	8.9	-	-	0.9
DK/NA	-8	-	0.4	-	-	-	-	-	-	-	0.2	-	-	0.0
IAP	-1	100.0	0.0	100.0	100.0	100.0	100.0	100.0	100.0	100.0	0.0	100.0	100.0	88.5
N		7276	1508	1599	1576	1535	1396	1294	1370	1051	1031	1205	1230	22071

\* SHOW CARD

\*\*\* Keyword: Money

**Table 2867 Preference level to (Western) classical music**

[Questionnaire] How much do you like the following genres of music?... [Western] classical music

[VAR] MUSIC1

RESPONSE	PUNCH	03-07	2008	2009	2010	2011	2012	2013	2014	2016	2018	2021	2023	TOTAL
Like very much	1	-	5.3	-	-	-	-	-	-	-	-	-	-	0.4
Like	2	-	23.9	-	-	-	-	-	-	-	-	-	-	1.6
Neutral	3	-	41.1	-	-	-	-	-	-	-	-	-	-	2.8
Dislike	4	-	12.0	-	-	-	-	-	-	-	-	-	-	0.8
Dislike very much	5	-	7.9	-	-	-	-	-	-	-	-	-	-	0.5
DK/NA	-8	-	0.5	-	-	-	-	-	-	-	-	-	-	0.0
IAP	-1	100.0	9.3	100.0	100.0	100.0	100.0	100.0	100.0	100.0	100.0	100.0	100.0	93.8
N		7276	1508	1599	1576	1535	1396	1294	1370	1051	1031	1205	1230	22071

\* SHOW CARD

**Table 2868 Preference level to rock music**

[Questionnaire] How much do you like the following genres of music?... Rock

[VAR] MUSIC2

RESPONSE	PUNCH	03-07	2008	2009	2010	2011	2012	2013	2014	2016	2018	2021	2023	TOTAL
Like very much	1	-	4.0	-	-	-	-	-	-	-	-	-	-	0.3
Like	2	-	18.0	-	-	-	-	-	-	-	-	-	-	1.2
Neutral	3	-	30.9	-	-	-	-	-	-	-	-	-	-	2.1
Dislike	4	-	23.7	-	-	-	-	-	-	-	-	-	-	1.6
Dislike very much	5	-	13.7	-	-	-	-	-	-	-	-	-	-	0.9
DK/NA	-8	-	0.5	-	-	-	-	-	-	-	-	-	-	0.0
IAP	-1	100.0	9.2	100.0	100.0	100.0	100.0	100.0	100.0	100.0	100.0	100.0	100.0	93.8
N		7276	1508	1599	1576	1535	1396	1294	1370	1051	1031	1205	1230	22071

\* SHOW CARD

**Table 2869 Preference level to Jazz/Blues**

[Questionnaire] How much do you like the following genres of music?... Jazz/Blues

[VAR] MUSIC3

RESPONSE	PUNCH	03-07	2008	2009	2010	2011	2012	2013	2014	2016	2018	2021	2023	TOTAL
Like very much	1	-	4.2	-	-	-	-	-	-	-	-	-	-	0.3
Like	2	-	25.5	-	-	-	-	-	-	-	-	-	-	1.7
Neutral	3	-	37.1	-	-	-	-	-	-	-	-	-	-	2.5
Dislike	4	-	17.3	-	-	-	-	-	-	-	-	-	-	1.2
Dislike very much	5	-	7.1	-	-	-	-	-	-	-	-	-	-	0.5
DK/NA	-8	-	0.5	-	-	-	-	-	-	-	-	-	-	0.0
IAP	-1	100.0	8.4	100.0	100.0	100.0	100.0	100.0	100.0	100.0	100.0	100.0	100.0	93.7
N		7276	1508	1599	1576	1535	1396	1294	1370	1051	1031	1205	1230	22071

\* SHOW CARD



**Table 2870 Preference level to popular music**

[Questionnaire] How much do you like the following genres of music?... Popular music

[VAR] MUSIC4

RESPONSE	PUNCH	03-07	2008	2009	2010	2011	2012	2013	2014	2016	2018	2021	2023	TOTAL
Like very much	1	-	25.7	-	-	-	-	-	-	-	-	-	-	1.8
Like	2	-	54.5	-	-	-	-	-	-	-	-	-	-	3.7
Neutral	3	-	14.9	-	-	-	-	-	-	-	-	-	-	1.0
Dislike	4	-	2.1	-	-	-	-	-	-	-	-	-	-	0.1
Dislike very much	5	-	1.0	-	-	-	-	-	-	-	-	-	-	0.1
DK/NA	-8	-	0.3	-	-	-	-	-	-	-	-	-	-	0.0
IAP	-1	100.0	1.7	100.0	100.0	100.0	100.0	100.0	100.0	100.0	100.0	100.0	100.0	93.3
N		7276	1508	1599	1576	1535	1396	1294	1370	1051	1031	1205	1230	22071

\* SHOW CARD

\*\*\* Keyword: Pop Music

**Table 2871 Preference level to traditional music**

[Questionnaire] How much do you like the following genres of music?... [Country's specific] traditional music

[VAR] MUSIC5

RESPONSE	PUNCH	03-07	2008	2009	2010	2011	2012	2013	2014	2016	2018	2021	2023	TOTAL
Like very much	1	-	13.9	-	-	-	-	-	-	-	-	-	-	0.9
Like	2	-	36.5	-	-	-	-	-	-	-	-	-	-	2.5
Neutral	3	-	36.4	-	-	-	-	-	-	-	-	-	-	2.5
Dislike	4	-	9.4	-	-	-	-	-	-	-	-	-	-	0.6
Dislike very much	5	-	1.9	-	-	-	-	-	-	-	-	-	-	0.1
DK/NA	-8	-	0.2	-	-	-	-	-	-	-	-	-	-	0.0
IAP	-1	100.0	1.7	100.0	100.0	100.0	100.0	100.0	100.0	100.0	100.0	100.0	100.0	93.3
N		7276	1508	1599	1576	1535	1396	1294	1370	1051	1031	1205	1230	22071

\* SHOW CARD

**Table 2872 Number of acquaintances engaged in sex-related entertainments abroad**

[Questionnaire] When people go abroad, some of them may engage in sex-related entertainments. Do you know that any of your friends, coworkers, or neighbors had any of these when they went abroad?

[VAR] SEXENJ

RESPONSE	PUNCH	03-07	2008	2009	2010	2011	2012	2013	2014	2016	2018	2021	2023	TOTAL
Yes, many of them	1	-	2.1	-	-	-	-	-	-	-	-	-	-	0.1
Yes, some of them	2	-	12.5	-	-	-	-	-	-	-	-	-	-	0.9
Yes, few of them	3	-	16.1	-	-	-	-	-	-	-	-	-	-	1.1
None of them	4	-	62.1	-	-	-	-	-	-	-	-	-	-	4.2
DK/NA	-8	-	7.3	-	-	-	-	-	-	-	-	-	-	0.5
IAP	-1	100.0	0.0	100.0	100.0	100.0	100.0	100.0	100.0	100.0	100.0	100.0	100.0	93.2
N		7276	1508	1599	1576	1535	1396	1294	1370	1051	1031	1205	1230	22071

\*\*\* Keyword: Friends, Colleagues, Neighbor

**Table 2873 The region that R's acquaintances engaged in sex-related entertainments1: East Asian countries**

[Questionnaire] If they did, do you happen to know in which countries they had those sex-related entertainments? (plural answers)... East Asian countries

[VAR] SEXENJW1

RESPONSE	PUNCH	03-07	2008	2009	2010	2011	2012	2013	2014	2016	2018	2021	2023	TOTAL
No	0	-	19.0	-	-	-	-	-	-	-	-	-	-	1.3
Yes	1	-	11.2	-	-	-	-	-	-	-	-	-	-	0.8
DK/NA	-8	-	0.3	-	-	-	-	-	-	-	-	-	-	0.0
IAP	-1	100.0	69.4	100.0	100.0	100.0	100.0	100.0	100.0	100.0	100.0	100.0	100.0	97.9
N		7276	1508	1599	1576	1535	1396	1294	1370	1051	1031	1205	1230	22071

\*\*\* Keyword: East Asia

**Table 2874 The region that R's acquaintances engaged in sex-related entertainments2: South East Asian countries**

[Questionnaire] If they did, do you happen to know in which countries they had those sex-related entertainments? (plural answers)... South East Asian countries

[VAR] SEXENJW2

RESPONSE	PUNCH	03-07	2008	2009	2010	2011	2012	2013	2014	2016	2018	2021	2023	TOTAL
No	0	-	8.0	-	-	-	-	-	-	-	-	-	-	0.5
Yes	1	-	22.3	-	-	-	-	-	-	-	-	-	-	1.5
DK/NA	-8	-	0.3	-	-	-	-	-	-	-	-	-	-	0.0
IAP	-1	100.0	69.4	100.0	100.0	100.0	100.0	100.0	100.0	100.0	100.0	100.0	100.0	97.9
N		7276	1508	1599	1576	1535	1396	1294	1370	1051	1031	1205	1230	22071

**Table 2875 The region that R's acquaintances engaged in sex-related entertainments3: Europe**

[Questionnaire] If they did, do you happen to know in which countries they had those sex-related entertainments? (plural answers)... Europe

[VAR] SEXENJW3

RESPONSE	PUNCH	03-07	2008	2009	2010	2011	2012	2013	2014	2016	2018	2021	2023	TOTAL
No	0	-	27.3	-	-	-	-	-	-	-	-	-	-	1.9
Yes	1	-	3.0	-	-	-	-	-	-	-	-	-	-	0.2
DK/NA	-8	-	0.3	-	-	-	-	-	-	-	-	-	-	0.0
IAP	-1	100.0	69.4	100.0	100.0	100.0	100.0	100.0	100.0	100.0	100.0	100.0	100.0	97.9
N		7276	1508	1599	1576	1535	1396	1294	1370	1051	1031	1205	1230	22071



**Table 2876 The region that R's acquaintances engaged in sex-related entertainments4: North America**

[Questionnaire] If they did, do you happen to know in which countries they had those sex-related entertainments? (plural answers)... North America

[VAR] SEXENJW4

RESPONSE	PUNCH	03-07	2008	2009	2010	2011	2012	2013	2014	2016	2018	2021	2023	TOTAL
No	0	-	28.7	-	-	-	-	-	-	-	-	-	-	2.0
Yes	1	-	1.6	-	-	-	-	-	-	-	-	-	-	0.1
DK/NA	-8	-	0.3	-	-	-	-	-	-	-	-	-	-	0.0
IAP	-1	100.0	69.4	100.0	100.0	100.0	100.0	100.0	100.0	100.0	100.0	100.0	100.0	97.9
N		7276	1508	1599	1576	1535	1396	1294	1370	1051	1031	1205	1230	22071

**Table 2877 The region that R's acquaintances engaged in sex-related entertainments5: Other**

[Questionnaire] If they did, do you happen to know in which countries they had those sex-related entertainments? (plural answers)... Other

[VAR] SEXENJW5

RESPONSE	PUNCH	03-07	2008	2009	2010	2011	2012	2013	2014	2016	2018	2021	2023	TOTAL
No	0	-	29.8	-	-	-	-	-	-	-	-	-	-	2.0
Yes	1	-	0.5	-	-	-	-	-	-	-	-	-	-	0.0
DK/NA	-8	-	0.3	-	-	-	-	-	-	-	-	-	-	0.0
IAP	-1	100.0	69.4	100.0	100.0	100.0	100.0	100.0	100.0	100.0	100.0	100.0	100.0	97.9
N		7276	1508	1599	1576	1535	1396	1294	1370	1051	1031	1205	1230	22071

**Table 2878 Frequency of talking about international issues**

[Questionnaire] How often do you talk about international issues with your families, friends, or other people?

[VAR] INTLAFF

RESPONSE	PUNCH	03-07	2008	2009	2010	2011	2012	2013	2014	2016	2018	2021	2023	TOTAL
Almost everyday	1	-	3.5	-	-	-	-	-	-	-	3.7	-	-	0.4
Several times a week	2	-	11.1	-	-	-	-	-	-	-	9.3	-	-	1.2
About once a week	3	-	16.5	-	-	-	-	-	-	-	20.5	-	-	2.1
About once a month	4	-	20.9	-	-	-	-	-	-	-	19.0	-	-	2.3
Several times a year	5	-	17.5	-	-	-	-	-	-	-	19.2	-	-	2.1
About once a year	6	-	6.0	-	-	-	-	-	-	-	7.0	-	-	0.7
Never	7	-	24.3	-	-	-	-	-	-	-	21.1	-	-	2.6
DK/NA	-8	-	0.1	-	-	-	-	-	-	-	0.2	-	-	0.0
IAP	-1	100.0	0.0	100.0	100.0	100.0	100.0	100.0	100.0	100.0	0.0	100.0	100.0	88.5
N		7276	1508	1599	1576	1535	1396	1294	1370	1051	1031	1205	1230	22071

\* SHOW CARD

\*\*\* Keyword: Family Members, Friends

**Table 2879 Sources of learning international issues1: newspapers**

[Questionnaire] From which of the following sources do you learn international news? Check ALL that apply...

Newspapers

[VAR] INTLNEW1

RESPONSE	PUNCH	03-07	2008	2009	2010	2011	2012	2013	2014	2016	2018	2021	2023	TOTAL
No	0	-	56.1	-	-	-	-	-	-	-	78.9	-	-	7.5
Yes	1	-	43.7	-	-	-	-	-	-	-	21.1	-	-	4.0
DK/NA	-8	-	0.1	-	-	-	-	-	-	-	0.0	-	-	0.0
IAP	-1	100.0	0.0	100.0	100.0	100.0	100.0	100.0	100.0	100.0	0.0	100.0	100.0	88.5
N		7276	1508	1599	1576	1535	1396	1294	1370	1051	1031	1205	1230	22071

\* SHOW CARD(18)

\*\*\* Keyword: International News, News

**Table 2880 Sources of learning international issues2: radio**

[Questionnaire] From which of the following sources do you learn international news? Check ALL that apply... Radio

[VAR] INTLNEW2

RESPONSE	PUNCH	03-07	2008	2009	2010	2011	2012	2013	2014	2016	2018	2021	2023	TOTAL
No	0	-	87.3	-	-	-	-	-	-	-	88.7	-	-	10.1
Yes	1	-	12.6	-	-	-	-	-	-	-	11.3	-	-	1.4
DK/NA	-8	-	0.1	-	-	-	-	-	-	-	0.0	-	-	0.0
IAP	-1	100.0	0.0	100.0	100.0	100.0	100.0	100.0	100.0	100.0	0.0	100.0	100.0	88.5
N		7276	1508	1599	1576	1535	1396	1294	1370	1051	1031	1205	1230	22071

\* SHOW CARD(18)

\*\*\* Keyword: International News

**Table 2881 Sources of learning international issues3: TV**

[Questionnaire] From which of the following sources do you learn international news? Check ALL that apply... TV

[VAR] INTLNEW3

RESPONSE	PUNCH	03-07	2008	2009	2010	2011	2012	2013	2014	2016	2018	2021	2023	TOTAL
No	0	-	20.3	-	-	-	-	-	-	-	24.7	-	-	2.5
Yes	1	-	79.5	-	-	-	-	-	-	-	75.3	-	-	9.0
DK/NA	-8	-	0.1	-	-	-	-	-	-	-	0.0	-	-	0.0
IAP	-1	100.0	0.0	100.0	100.0	100.0	100.0	100.0	100.0	100.0	0.0	100.0	100.0	88.5
N		7276	1508	1599	1576	1535	1396	1294	1370	1051	1031	1205	1230	22071

\* SHOW CARD(18)

\*\*\* Keyword: International News, TV



**Table 2882 Sources of learning international issues4: Internet**

[Questionnaire] From which of the following sources do you learn international news? Check ALL that apply... Internet

[VAR] INTLNEW4

RESPONSE	PUNCH	03-07	2008	2009	2010	2011	2012	2013	2014	2016	2018	2021	2023	TOTAL
No	0	-	54.3	-	-	-	-	-	-	-	37.1	-	-	5.4
Yes	1	-	45.5	-	-	-	-	-	-	-	62.9	-	-	6.1
DK/NA	-8	-	0.1	-	-	-	-	-	-	-	0.0	-	-	0.0
IAP	-1	100.0	0.0	100.0	100.0	100.0	100.0	100.0	100.0	100.0	0.0	100.0	100.0	88.5
N		7276	1508	1599	1576	1535	1396	1294	1370	1051	1031	1205	1230	22071

\* SHOW CARD(18)

\*\*\* Keyword: International News, Internet

**Table 2883 Sources of learning international issues5: People**

[Questionnaire] From which of the following sources do you learn international news? Check ALL that apply... Persons

[VAR] INTLNEW5

RESPONSE	PUNCH	03-07	2008	2009	2010	2011	2012	2013	2014	2016	2018	2021	2023	TOTAL
No	0	-	73.9	-	-	-	-	-	-	-	69.4	-	-	8.3
Yes	1	-	26.0	-	-	-	-	-	-	-	30.6	-	-	3.2
DK/NA	-8	-	0.1	-	-	-	-	-	-	-	0.0	-	-	0.0
IAP	-1	-	0.0	100.0	100.0	100.0	100.0	100.0	100.0	100.0	0.0	100.0	100.0	88.5
N		7276	1508	1599	1576	1535	1396	1294	1370	1051	1031	1205	1230	22071

\* SHOW CARD(18)

\*\*\* Keyword: International News

**Table 2884 Sources of learning international issues6: Other**

[Questionnaire] From which of the following sources do you learn international news?... Other

[VAR] INTLNEW6

RESPONSE	PUNCH	03-07	2008	2009	2010	2011	2012	2013	2014	2016	2018	2021	2023	TOTAL
No	0	-	99.3	-	-	-	-	-	-	-	99.6	-	-	11.4
Yes	1	-	0.6	-	-	-	-	-	-	-	0.4	-	-	0.1
DK/NA	-8	-	0.1	-	-	-	-	-	-	-	0.0	-	-	0.0
IAP	-1	100.0	0.0	100.0	100.0	100.0	100.0	100.0	100.0	100.0	0.0	100.0	100.0	88.5
N		7276	1508	1599	1576	1535	1396	1294	1370	1051	1031	1205	1230	22071

\* SHOW CARD(18)

\*\*\* Keyword: International News

**Table 2885 Sources of learning international issues7: Social Media**

[Questionnaire] From which of the following sources do you learn international news?... Social Media

[VAR] SOCINEWS

RESPONSE	PUNCH	03-07	2008	2009	2010	2011	2012	2013	2014	2016	2018	2021	2023	TOTAL
No	0	-	-	-	-	-	-	-	-	-	75.4	-	-	3.5
Yes	1	-	-	-	-	-	-	-	-	-	24.6	-	-	1.2
DK/NA	-8	-	-	-	-	-	-	-	-	-	0.0	-	-	0.0
IAP	-1	100.0	100.0	100.0	100.0	100.0	100.0	100.0	100.0	100.0	0.0	100.0	100.0	95.3
N		7276	1508	1599	1576	1535	1396	1294	1370	1051	1031	1205	1230	22071

\* SHOW CARD

\*\*\* Keyword: International News, Social Media, SNS, Kakao Talk, Facebook

**Table 2886 Overseas trip experiences1: Ever visited China**

[Questionnaire] Have you ever been to (country or region)?... China

[VAR] TRVLCN

RESPONSE	PUNCH	03-07	2008	2009	2010	2011	2012	2013	2014	2016	2018	2021	2023	TOTAL
Yes	1	-	24.6	-	-	-	-	-	-	-	37.4	-	-	3.4
No	2	-	75.1	-	-	-	-	-	-	-	62.6	-	-	8.1
DK/NA	-8	-	0.3	-	-	-	-	-	-	-	0.0	-	-	0.0
IAP	-1	100.0	0.0	100.0	100.0	100.0	100.0	100.0	100.0	100.0	0.0	100.0	100.0	88.5
N		7276	1508	1599	1576	1535	1396	1294	1370	1051	1031	1205	1230	22071

\* SHOW CARD(18)

**Table 2887 Overseas trip experiences2: Ever visited Japan**

[Questionnaire] Have you ever been to (country or region)?... Japan

[VAR] TRVLJP

RESPONSE	PUNCH	03-07	2008	2009	2010	2011	2012	2013	2014	2016	2018	2021	2023	TOTAL
Yes	1	-	24.7	-	-	-	-	-	-	-	42.7	-	-	3.7
No	2	-	75.1	-	-	-	-	-	-	-	57.3	-	-	7.8
DK/NA	-8	-	0.2	-	-	-	-	-	-	-	0.0	-	-	0.0
IAP	-1	100.0	0.0	100.0	100.0	100.0	100.0	100.0	100.0	100.0	0.0	100.0	100.0	88.5
N		7276	1508	1599	1576	1535	1396	1294	1370	1051	1031	1205	1230	22071

\* SHOW CARD(18)

**Table 2888 Overseas trip experiences3: Ever visited Taiwan**

[Questionnaire] Have you ever been to (country or region)?... Taiwan

[VAR] TRVLTW

RESPONSE	PUNCH	03-07	2008	2009	2010	2011	2012	2013	2014	2016	2018	2021	2023	TOTAL
Yes	1	-	5.8	-	-	-	-	-	-	-	16.8	-	-	1.2
No	2	-	93.8	-	-	-	-	-	-	-	82.9	-	-	10.3
DK/NA	-8	-	0.4	-	-	-	-	-	-	-	0.3	-	-	0.0
IAP	-1	100.0	0.0	100.0	100.0	100.0	100.0	100.0	100.0	100.0	0.0	100.0	100.0	88.5
N		7276	1508	1599	1576	1535	1396	1294	1370	1051	1031	1205	1230	22071

\* SHOW CARD(18)



**Table 2889 Overseas trip experiences4: Ever visited South East Asia**

[Questionnaire] Have you ever been to (country or region)?... South East Asia

[VAR] TRVLSEA

RESPONSE	PUNCH	03-07	2008	2009	2010	2011	2012	2013	2014	2016	2018	2021	2023	TOTAL
Yes	1	-	26.0	-	-	-	-	-	-	-	43.5	-	-	3.8
No	2	-	73.8	-	-	-	-	-	-	-	56.5	-	-	7.7
DK/NA	-8	-	0.3	-	-	-	-	-	-	-	0.1	-	-	0.0
IAP	-1	100.0	0.0	100.0	100.0	100.0	100.0	100.0	100.0	100.0	0.0	100.0	100.0	88.5
N		7276	1508	1599	1576	1535	1396	1294	1370	1051	1031	1205	1230	22071

\* SHOW CARD(18)

**Table 2890 Overseas trip experiences5: Ever visited Europe**

[Questionnaire] Have you ever been to (country or region)?... Europe

[VAR] TRVLEUR

RESPONSE	PUNCH	03-07	2008	2009	2010	2011	2012	2013	2014	2016	2018	2021	2023	TOTAL
Yes	1	-	10.5	-	-	-	-	-	-	-	23.4	-	-	1.8
No	2	-	89.2	-	-	-	-	-	-	-	76.4	-	-	9.7
DK/NA	-8	-	0.3	-	-	-	-	-	-	-	0.2	-	-	0.0
IAP	-1	100.0	0.0	100.0	100.0	100.0	100.0	100.0	100.0	100.0	0.0	100.0	100.0	88.5
N		7276	1508	1599	1576	1535	1396	1294	1370	1051	1031	1205	1230	22071

\* SHOW CARD(18)

**Table 2891 Overseas trip experiences6: Ever visited North America**

[Questionnaire] Have you ever been to (country or region)?... North America

[VAR] TRVLNAM

RESPONSE	PUNCH	03-07	2008	2009	2010	2011	2012	2013	2014	2016	2018	2021	2023	TOTAL
Yes	1	-	9.2	-	-	-	-	-	-	-	15.4	-	-	1.4
No	2	-	90.5	-	-	-	-	-	-	-	84.4	-	-	10.1
DK/NA	-8	-	0.3	-	-	-	-	-	-	-	0.2	-	-	0.0
IAP	-1	100.0	0.0	100.0	100.0	100.0	100.0	100.0	100.0	100.0	0.0	100.0	100.0	88.5
N		7276	1508	1599	1576	1535	1396	1294	1370	1051	1031	1205	1230	22071

\* SHOW CARD(18)

**Table 2892 Whether R has a foreign acquaintances1: Chinese**

[Questionnaire] Do you have acquaintances from (country or region)?... China

[VAR] ACQTCN

RESPONSE	PUNCH	03-07	2008	2009	2010	2011	2012	2013	2014	2016	2018	2021	2023	TOTAL
Yes	1	-	14.9	-	-	-	-	-	-	-	21.9	-	-	2.0
No	2	-	84.0	-	-	-	-	-	-	-	76.7	-	-	9.3
DK/NA	-8	-	1.1	-	-	-	-	-	-	-	1.4	-	-	0.1
IAP	-1	100.0	0.0	100.0	100.0	100.0	100.0	100.0	100.0	100.0	0.0	100.0	100.0	88.5
N		7276	1508	1599	1576	1535	1396	1294	1370	1051	1031	1205	1230	22071

\* SHOW CARD(18)

**Table 2893 Whether R has a foreign acquaintances2: Japanese**

[Questionnaire] Do you have acquaintances from (country or region)?... Japan

[VAR] ACQTJP

RESPONSE	PUNCH	03-07	2008	2009	2010	2011	2012	2013	2014	2016	2018	2021	2023	TOTAL
Yes	1	-	13.3	-	-	-	-	-	-	-	18.7	-	-	1.8
No	2	-	85.5	-	-	-	-	-	-	-	79.9	-	-	9.6
DK/NA	-8	-	1.2	-	-	-	-	-	-	-	1.4	-	-	0.1
IAP	-1	100.0	0.0	100.0	100.0	100.0	100.0	100.0	100.0	100.0	0.0	100.0	100.0	88.5
N		7276	1508	1599	1576	1535	1396	1294	1370	1051	1031	1205	1230	22071

\* SHOW CARD(18)

**Table 2894 Whether R has a foreign acquaintances3: Taiwanese**

[Questionnaire] Do you have acquaintances from (country or region)?... Taiwan

[VAR] ACQTTW

RESPONSE	PUNCH	03-07	2008	2009	2010	2011	2012	2013	2014	2016	2018	2021	2023	TOTAL
Yes	1	-	2.5	-	-	-	-	-	-	-	5.7	-	-	0.4
No	2	-	96.3	-	-	-	-	-	-	-	92.4	-	-	10.9
DK/NA	-8	-	1.3	-	-	-	-	-	-	-	1.8	-	-	0.2
IAP	-1	100.0	0.0	100.0	100.0	100.0	100.0	100.0	100.0	100.0	0.0	100.0	100.0	88.5
N		7276	1508	1599	1576	1535	1396	1294	1370	1051	1031	1205	1230	22071

\* SHOW CARD(18)

**Table 2895 Whether R has a foreign acquaintances4: South East Asian**

[Questionnaire] Do you have acquaintances from (country or region)?... South East Asia

[VAR] ACQTSEA

RESPONSE	PUNCH	03-07	2008	2009	2010	2011	2012	2013	2014	2016	2018	2021	2023	TOTAL
Yes	1	-	8.7	-	-	-	-	-	-	-	15.1	-	-	1.3
No	2	-	90.1	-	-	-	-	-	-	-	82.9	-	-	10.0
DK/NA	-8	-	1.3	-	-	-	-	-	-	-	1.9	-	-	0.2
IAP	-1	100.0	0.0	100.0	100.0	100.0	100.0	100.0	100.0	100.0	0.0	100.0	100.0	88.5
N		7276	1508	1599	1576	1535	1396	1294	1370	1051	1031	1205	1230	22071

\* SHOW CARD(18)



**Table 2896 Whether R has a foreign acquaintances5: European**

[Questionnaire] Do you have acquaintances from (country or region)?... Europe

[VAR] ACQTEUR

RESPONSE	PUNCH	03-07	2008	2009	2010	2011	2012	2013	2014	2016	2018	2021	2023	TOTAL
Yes	1	-	5.9	-	-	-	-	-	-	-	10.1	-	-	0.9
No	2	-	92.8	-	-	-	-	-	-	-	88.4	-	-	10.5
DK/NA	-8	-	1.3	-	-	-	-	-	-	-	1.6	-	-	0.2
IAP	-1	100.0	0.0	100.0	100.0	100.0	100.0	100.0	100.0	100.0	0.0	100.0	100.0	88.5
N		7276	1508	1599	1576	1535	1396	1294	1370	1051	1031	1205	1230	22071

\* SHOW CARD(18)

**Table 2897 Whether R has a foreign acquaintances6: North American**

[Questionnaire] Do you have acquaintances from (country or region)?... North America

[VAR] ACQTNAM

RESPONSE	PUNCH	03-07	2008	2009	2010	2011	2012	2013	2014	2016	2018	2021	2023	TOTAL
Yes	1	-	11.0	-	-	-	-	-	-	-	14.4	-	-	1.4
No	2	-	87.8	-	-	-	-	-	-	-	84.1	-	-	9.9
DK/NA	-8	-	1.2	-	-	-	-	-	-	-	1.6	-	-	0.2
IAP	-1	100.0	0.0	100.0	100.0	100.0	100.0	100.0	100.0	100.0	0.0	100.0	100.0	88.5
N		7276	1508	1599	1576	1535	1396	1294	1370	1051	1031	1205	1230	22071

\* SHOW CARD(18)

**Table 2898 Accepting foreign people as the co-workers1: Japanese**

[Questionnaire] How would you feel about having members of the people from the following countries or regions? Can you accept the people who are from each of the following countries or regions? (Do not ask about your own country or region.)...Working alongside me in my job... Japan

[VAR] SD1JP

RESPONSE	PUNCH	03-07	2008	2009	2010	2011	2012	2013	2014	2016	2018	2021	2023	TOTAL
Yes	1	-	79.9	-	-	-	-	-	-	-	83.0	-	-	9.3
No	2	-	19.7	-	-	-	-	-	-	-	16.9	-	-	2.1
DK/NA	-8	-	0.4	-	-	-	-	-	-	-	0.1	-	-	0.0
IAP	-1	100.0	0.0	100.0	100.0	100.0	100.0	100.0	100.0	100.0	0.0	100.0	100.0	88.5
N		7276	1508	1599	1576	1535	1396	1294	1370	1051	1031	1205	1230	22071

\* SHOW CARD(18)

\*\*\* Keyword: Workplace, Colleagues, Japanese

**Table 2899 Accepting foreign people as the co-workers2: Taiwanese**

[Questionnaire] How would you feel about having members of the people from the following countries or regions? Can you accept the people who are from each of the following countries or regions? (Do not ask about your own country or region.)...Working alongside me in my job... Taiwan

[VAR] SD1TW

RESPONSE	PUNCH	03-07	2008	2009	2010	2011	2012	2013	2014	2016	2018	2021	2023	TOTAL
Yes	1	-	78.8	-	-	-	-	-	-	-	82.1	-	-	9.2
No	2	-	20.7	-	-	-	-	-	-	-	17.7	-	-	2.2
DK/NA	-8	-	0.5	-	-	-	-	-	-	-	0.3	-	-	0.0
IAP	-1	100.0	0.0	100.0	100.0	100.0	100.0	100.0	100.0	100.0	0.0	100.0	100.0	88.5
N		7276	1508	1599	1576	1535	1396	1294	1370	1051	1031	1205	1230	22071

\* SHOW CARD(18)

\*\*\* Keyword: Workplace, Colleagues

**Table 2900 Accepting foreign people as the co-workers3: Chinese**

[Questionnaire] How would you feel about having members of the people from the following countries or regions? Can you accept the people who are from each of the following countries or regions? (Do not ask about your own country or region.)... Working alongside me in my job... China

[VAR] SD1CN

RESPONSE	PUNCH	03-07	2008	2009	2010	2011	2012	2013	2014	2016	2018	2021	2023	TOTAL
Yes	1	-	76.3	-	-	-	-	-	-	-	75.8	-	-	8.7
No	2	-	23.1	-	-	-	-	-	-	-	23.9	-	-	2.7
DK/NA	-8	-	0.7	-	-	-	-	-	-	-	0.3	-	-	0.1
IAP	-1	100.0	0.0	100.0	100.0	100.0	100.0	100.0	100.0	100.0	0.0	100.0	100.0	88.5
N		7276	1508	1599	1576	1535	1396	1294	1370	1051	1031	1205	1230	22071

\* SHOW CARD(18)

\*\*\* Keyword: Workplace, Colleagues

**Table 2901 Accepting foreign people as the co-workers4: South East Asian**

[Questionnaire] How would you feel about having members of the people from the following countries or regions? Can you accept the people who are from each of the following countries or regions? (Do not ask about your own country or region.)... Working alongside me in my job... South East Asia

[VAR] SD1SEA

RESPONSE	PUNCH	03-07	2008	2009	2010	2011	2012	2013	2014	2016	2018	2021	2023	TOTAL
Yes	1	-	76.1	-	-	-	-	-	-	-	80.5	-	-	9.0
No	2	-	23.1	-	-	-	-	-	-	-	19.3	-	-	2.5
DK/NA	-8	-	0.8	-	-	-	-	-	-	-	0.2	-	-	0.1
IAP	-1	100.0	0.0	100.0	100.0	100.0	100.0	100.0	100.0	100.0	0.0	100.0	100.0	88.5
N		7276	1508	1599	1576	1535	1396	1294	1370	1051	1031	1205	1230	22071

\* SHOW CARD(18)

\*\*\* Keyword: Workplace, Colleagues, East-Asian



**Table 2902 Accepting foreign people as the co-workers5: North American**

[Questionnaire] How would you feel about having members of the people from the following countries or regions? Can you accept the people who are from each of the following countries or regions? (Do not ask about your own country or region.)... Working alongside me in my job... North America

[VAR] SD1NAM

RESPONSE	PUNCH	03-07	2008	2009	2010	2011	2012	2013	2014	2016	2018	2021	2023	TOTAL
Yes	1	-	82.5	-	-	-	-	-	-	-	85.0	-	-	9.6
No	2	-	16.9	-	-	-	-	-	-	-	14.9	-	-	1.8
DK/NA	-8	-	0.6	-	-	-	-	-	-	-	0.2	-	-	0.0
IAP	-1	100.0	0.0	100.0	100.0	100.0	100.0	100.0	100.0	100.0	0.0	100.0	100.0	88.5
N		7276	1508	1599	1576	1535	1396	1294	1370	1051	1031	1205	1230	22071

\* SHOW CARD(18)

\*\*\* Keyword: Workplace, Colleagues

**Table 2903 Accepting foreign people as the co-workers6: European**

[Questionnaire] How would you feel about having members of the people from the following countries or regions? Can you accept the people who are from each of the following countries or regions? (Do not ask about your own country or region.)... Working alongside me in my job... Europe

[VAR] SD1EUR

RESPONSE	PUNCH	03-07	2008	2009	2010	2011	2012	2013	2014	2016	2018	2021	2023	TOTAL
Yes	1	-	81.2	-	-	-	-	-	-	-	83.6	-	-	9.5
No	2	-	18.1	-	-	-	-	-	-	-	16.1	-	-	2.0
DK/NA	-8	-	0.7	-	-	-	-	-	-	-	0.3	-	-	0.1
IAP	-1	100.0	0.0	100.0	100.0	100.0	100.0	100.0	100.0	100.0	0.0	100.0	100.0	88.5
N		7276	1508	1599	1576	1535	1396	1294	1370	1051	1031	1205	1230	22071

\* SHOW CARD(18)

\*\*\* Keyword: Workplace, Colleagues, European

**Table 2904 Accepting foreign people as neighbors1: Japanese**

[Questionnaire] How would you feel about having members of the people from the following countries or regions? Can you accept the people who are from each of the following countries or regions? (Do not ask about your own country or region.)... On my street as neighbors... Japan

[VAR] SD2JP

RESPONSE	PUNCH	03-07	2008	2009	2010	2011	2012	2013	2014	2016	2018	2021	2023	TOTAL
Yes	1	-	84.4	-	-	-	-	-	-	-	86.4	-	-	9.8
No	2	-	15.0	-	-	-	-	-	-	-	12.8	-	-	1.6
DK/NA	-8	-	0.7	-	-	-	-	-	-	-	0.8	-	-	0.1
IAP	-1	100.0	0.0	100.0	100.0	100.0	100.0	100.0	100.0	100.0	0.0	100.0	100.0	88.5
N		7276	1508	1599	1576	1535	1396	1294	1370	1051	1031	1205	1230	22071

\* SHOW CARD(18)

\*\*\* Keyword: Japanese, Neighbor

**Table 2905 Accepting foreign people as neighbors2: Taiwanese**

[Questionnaire] How would you feel about having members of the people from the following countries or regions? Can you accept the people who are from each of the following countries or regions? (Do not ask about your own country or region.)... On my street as neighbors... Taiwan

[VAR] SD2TW

RESPONSE	PUNCH	03-07	2008	2009	2010	2011	2012	2013	2014	2016	2018	2021	2023	TOTAL
Yes	1	-	82.0	-	-	-	-	-	-	-	86.4	-	-	9.6
No	2	-	17.1	-	-	-	-	-	-	-	12.7	-	-	1.8
DK/NA	-8	-	0.9	-	-	-	-	-	-	-	0.9	-	-	0.1
IAP	-1	100.0	0.0	100.0	100.0	100.0	100.0	100.0	100.0	100.0	0.0	100.0	100.0	88.5
N		7276	1508	1599	1576	1535	1396	1294	1370	1051	1031	1205	1230	22071

\* SHOW CARD(18)

\*\*\* Keyword: Taiwanese, Neighbor

**Table 2906 Accepting foreign people as neighbors3: Chinese**

[Questionnaire] How would you feel about having members of the people from the following countries or regions? Can you accept the people who are from each of the following countries or regions? (Do not ask about your own country or region.)... On my street as neighbors... China

[VAR] SD2CN

RESPONSE	PUNCH	03-07	2008	2009	2010	2011	2012	2013	2014	2016	2018	2021	2023	TOTAL
Yes	1	-	80.6	-	-	-	-	-	-	-	77.9	-	-	9.1
No	2	-	18.5	-	-	-	-	-	-	-	21.2	-	-	2.3
DK/NA	-8	-	0.9	-	-	-	-	-	-	-	0.9	-	-	0.1
IAP	-1	100.0	0.0	100.0	100.0	100.0	100.0	100.0	100.0	100.0	0.0	100.0	100.0	88.5
N		7276	1508	1599	1576	1535	1396	1294	1370	1051	1031	1205	1230	22071

\* SHOW CARD(18)

\*\*\* Keyword: Neighbor

**Table 2907 Accepting foreign people as neighbors4: South East Asian**

[Questionnaire] How would you feel about having members of the people from the following countries or regions? Can you accept the people who are from each of the following countries or regions? (Do not ask about your own country or region.)... On my street as neighbors... South East Asia

[VAR] SD2SEA

RESPONSE	PUNCH	03-07	2008	2009	2010	2011	2012	2013	2014	2016	2018	2021	2023	TOTAL
Yes	1	-	79.5	-	-	-	-	-	-	-	82.7	-	-	9.3
No	2	-	19.4	-	-	-	-	-	-	-	16.3	-	-	2.1
DK/NA	-8	-	1.1	-	-	-	-	-	-	-	1.0	-	-	0.1
IAP	-1	100.0	0.0	100.0	100.0	100.0	100.0	100.0	100.0	100.0	0.0	100.0	100.0	88.5
N		7276	1508	1599	1576	1535	1396	1294	1370	1051	1031	1205	1230	22071

\* SHOW CARD(18)

\*\*\* Keyword: Neighbor, East-Asian



**Table 2908 Accepting foreign people as neighbors5: North American**

[Questionnaire] How would you feel about having members of the people from the following countries or regions? Can you accept the people who are from each of the following countries or regions? (Do not ask about your own country or region.)... On my street as neighbors... North America

[VAR] SD2NAM

RESPONSE	PUNCH	03-07	2008	2009	2010	2011	2012	2013	2014	2016	2018	2021	2023	TOTAL
Yes	1	-	85.6	-	-	-	-	-	-	-	86.9	-	-	9.9
No	2	-	13.4	-	-	-	-	-	-	-	12.1	-	-	1.5
DK/NA	-8	-	1.0	-	-	-	-	-	-	-	1.0	-	-	0.1
IAP	-1	100.0	0.0	100.0	100.0	100.0	100.0	100.0	100.0	100.0	0.0	100.0	100.0	88.5
N		7276	1508	1599	1576	1535	1396	1294	1370	1051	1031	1205	1230	22071

\* SHOW CARD(18)

\*\*\* Keyword: Neighbor

**Table 2909 Accepting foreign people as neighbors6: European**

[Questionnaire] How would you feel about having members of the people from the following countries or regions? Can you accept the people who are from each of the following countries or regions? (Do not ask about your own country or region.)... On my street as neighbors... Europe

[VAR] SD2EUR

RESPONSE	PUNCH	03-07	2008	2009	2010	2011	2012	2013	2014	2016	2018	2021	2023	TOTAL
Yes	1	-	84.0	-	-	-	-	-	-	-	86.4	-	-	9.8
No	2	-	14.9	-	-	-	-	-	-	-	12.5	-	-	1.6
DK/NA	-8	-	1.1	-	-	-	-	-	-	-	1.1	-	-	0.1
IAP	-1	100.0	0.0	100.0	100.0	100.0	100.0	100.0	100.0	100.0	0.0	100.0	100.0	88.5
N		7276	1508	1599	1576	1535	1396	1294	1370	1051	1031	1205	1230	22071

\* SHOW CARD(18)

\*\*\* Keyword: Neighbor, European

**Table 2910 Accepting foregin people as close kin by marriage1: Japanese**

[Questionnaire] How would you feel about having members of the people from the following countries or regions? Can you accept the people who are from each of the following countries or regions? (Do not ask about your own country or region.)... As close kin by marriage... Japan

[VAR] SD3JP

RESPONSE	PUNCH	03-07	2008	2009	2010	2011	2012	2013	2014	2016	2018	2021	2023	TOTAL
Yes	1	-	65.3	-	-	-	-	-	-	-	73.3	-	-	7.9
No	2	-	34.3	-	-	-	-	-	-	-	26.3	-	-	3.6
DK/NA	-8	-	0.4	-	-	-	-	-	-	-	0.5	-	-	0.0
IAP	-1	100.0	0.0	100.0	100.0	100.0	100.0	100.0	100.0	100.0	0.0	100.0	100.0	88.5
N		7276	1508	1599	1576	1535	1396	1294	1370	1051	1031	1205	1230	22071

\* SHOW CARD(18)

\*\*\* Keyword: Japanese

**Table 2911 Accepting foregin people as close kin by marriage2: Taiwanese**

[Questionnaire] How would you feel about having members of the people from the following countries or regions? Can you accept the people who are from each of the following countries or regions? (Do not ask about your own country or region.)... As close kin by marriage... Taiwan

[VAR] SD3TW

RESPONSE	PUNCH	03-07	2008	2009	2010	2011	2012	2013	2014	2016	2018	2021	2023	TOTAL
Yes	1	-	61.4	-	-	-	-	-	-	-	72.9	-	-	7.6
No	2	-	37.9	-	-	-	-	-	-	-	26.4	-	-	3.8
DK/NA	-8	-	0.7	-	-	-	-	-	-	-	0.7	-	-	0.1
IAP	-1	100.0	0.0	100.0	100.0	100.0	100.0	100.0	100.0	100.0	0.0	100.0	100.0	88.5
N		7276	1508	1599	1576	1535	1396	1294	1370	1051	1031	1205	1230	22071

\* SHOW CARD(18)

**Table 2912 Accepting foregin people as close kin by marriage3: Chinese**

[Questionnaire] How would you feel about having members of the people from the following countries or regions? Can you accept the people who are from each of the following countries or regions? (Do not ask about your own country or region.)... As close kin by marriage... China

[VAR] SD3CN

RESPONSE	PUNCH	03-07	2008	2009	2010	2011	2012	2013	2014	2016	2018	2021	2023	TOTAL
Yes	1	-	59.9	-	-	-	-	-	-	-	68.3	-	-	7.3
No	2	-	39.3	-	-	-	-	-	-	-	31.0	-	-	4.1
DK/NA	-8	-	0.8	-	-	-	-	-	-	-	0.7	-	-	0.1
IAP	-1	100.0	0.0	100.0	100.0	100.0	100.0	100.0	100.0	100.0	0.0	100.0	100.0	88.5
N		7276	1508	1599	1576	1535	1396	1294	1370	1051	1031	1205	1230	22071

\* SHOW CARD(18)

**Table 2913 Accepting foregin people as close kin by marriage4: South East Asian**

[Questionnaire] How would you feel about having members of the people from the following countries or regions? Can you accept the people who are from each of the following countries or regions? (Do not ask about your own country or region.)... As close kin by marriage... South East Asia

[VAR] SD3SEA

RESPONSE	PUNCH	03-07	2008	2009	2010	2011	2012	2013	2014	2016	2018	2021	2023	TOTAL
Yes	1	-	58.5	-	-	-	-	-	-	-	69.9	-	-	7.3
No	2	-	40.5	-	-	-	-	-	-	-	29.2	-	-	4.1
DK/NA	-8	-	1.1	-	-	-	-	-	-	-	0.9	-	-	0.1
IAP	-1	100.0	0.0	100.0	100.0	100.0	100.0	100.0	100.0	100.0	0.0	100.0	100.0	88.5
N		7276	1508	1599	1576	1535	1396	1294	1370	1051	1031	1205	1230	22071

\* SHOW CARD(18)

\*\*\* Keyword: East-Asian



**Table 2914 Accepting foregin people as close kin by marriage5: North American**

[Questionnaire] How would you feel about having members of the people from the following countries or regions? Can you accept the people who are from each of the following countries or regions? (Do not ask about your own country or region)... As close kin by marriage... North America

[VAR] SD3NAM

RESPONSE	PUNCH	03-07	2008	2009	2010	2011	2012	2013	2014	2016	2018	2021	2023	TOTAL
Yes	1	-	66.1	-	-	-	-	-	-	-	75.5	-	-	8.0
No	2	-	33.0	-	-	-	-	-	-	-	23.9	-	-	3.4
DK/NA	-8	-	0.9	-	-	-	-	-	-	-	0.7	-	-	0.1
IAP	-1	100.0	0.0	100.0	100.0	100.0	100.0	100.0	100.0	100.0	0.0	100.0	100.0	88.5
N		7276	1508	1599	1576	1535	1396	1294	1370	1051	1031	1205	1230	22071

\* SHOW CARD(18)

**Table 2915 Accepting foregin people as close kin by marriage6: European**

[Questionnaire] How would you feel about having members of the people from the following countries or regions? Can you accept the people who are from each of the following countries or regions? (Do not ask about your own country or region)... As close kin by marriage... Europe

[VAR] SD3EUR

RESPONSE	PUNCH	03-07	2008	2009	2010	2011	2012	2013	2014	2016	2018	2021	2023	TOTAL
Yes	1	-	64.8	-	-	-	-	-	-	-	74.8	-	-	7.9
No	2	-	34.1	-	-	-	-	-	-	-	24.5	-	-	3.5
DK/NA	-8	-	1.1	-	-	-	-	-	-	-	0.7	-	-	0.1
IAP	-1	100.0	0.0	100.0	100.0	100.0	100.0	100.0	100.0	100.0	0.0	100.0	100.0	88.5
N		7276	1508	1599	1576	1535	1396	1294	1370	1051	1031	1205	1230	22071

\* SHOW CARD(18)

\*\*\* Keyword: European

**Table 2916 Opinion on the appropriate size of the foreign worker population in South Korea**

[Questionnaire] Would you like \_\_\_\_\_ to increase or decrease in [country/region]?... foreign workers

[VAR] FORNWKER

RESPONSE	PUNCH	03-07	2008	2009	2010	2011	2012	2013	2014	2016	2018	2021	2023	TOTAL
Increase greatly	1	-	2.3	-	-	-	-	-	-	-	1.5	-	-	0.2
Increase some	2	-	17.9	-	-	-	-	-	-	-	15.7	-	-	2.0
Stay the same	3	-	26.6	-	-	-	-	-	-	-	36.9	-	-	3.5
Decrease some	4	-	38.6	-	-	-	-	-	-	-	33.2	-	-	4.2
Decrease greatly	5	-	11.7	-	-	-	-	-	-	-	10.4	-	-	1.3
DK/NA	-8	-	3.0	-	-	-	-	-	-	-	2.4	-	-	0.3
IAP	-1	100.0	0.0	100.0	100.0	100.0	100.0	100.0	100.0	100.0	0.0	100.0	100.0	88.5
N		7276	1508	1599	1576	1535	1396	1294	1370	1051	1031	1205	1230	22071

\* SHOW CARD

**Table 2917 Opinion on the appropriate size of the foreign brides population in South Korea**

[Questionnaire] Would you like \_\_\_\_\_ to increase or decrease in [country/region]?... foreign brides

[VAR] FORNBRID

RESPONSE	PUNCH	03-07	2008	2009	2010	2011	2012	2013	2014	2016	2018	2021	2023	TOTAL
Increase greatly	1	-	2.3	-	3.7	-	-	-	-	-	1.8	-	-	0.5
Increase some	2	-	19.7	-	23.0	-	-	-	-	-	19.7	-	-	3.9
Stay the same	3	-	28.5	-	33.2	-	-	-	-	-	41.9	-	-	6.3
Decrease some	4	-	35.8	-	29.3	-	-	-	-	-	24.3	-	-	5.7
Decrease greatly	5	-	10.5	-	8.3	-	-	-	-	-	7.4	-	-	1.7
DK/NA	-8	-	3.2	-	2.5	-	-	-	-	-	4.8	-	-	0.6
IAP	-1	100.0	0.0	100.0	0.0	100.0	100.0	100.0	100.0	100.0	0.0	100.0	100.0	81.4
N		7276	1508	1599	1576	1535	1396	1294	1370	1051	1031	1205	1230	22071

\* SHOW CARD

\*\*\* Keyword: Female

**Table 2918 Nationalism1: Korea should limit the import of foreign products in order to protect its national economy**

[Questionnaire] Now we would like to ask a few questions about relations between (country/region, e.g. South Korea) and other countries. How much do you agree or disagree with these statements?... Korea should limit the import of foreign products in order to protect its national economy

[VAR] IMPLIMIO

RESPONSE	PUNCH	03-07	2008	2009	2010	2011	2012	2013	2014	2016	2018	2021	2023	TOTAL
Strongly agree	1	-	6.7	-	-	-	-	-	-	-	2.5	-	-	0.6
Agree	2	-	12.0	-	-	-	-	-	-	-	8.7	-	-	1.2
Somewhat agree	3	-	27.3	-	-	-	-	-	-	-	20.2	-	-	2.8
Neither agree nor disagree	4	-	19.0	-	-	-	-	-	-	-	26.9	-	-	2.6
Somewhat disagree	5	-	22.1	-	-	-	-	-	-	-	25.3	-	-	2.7
Disagree	6	-	9.2	-	-	-	-	-	-	-	13.6	-	-	1.3
Strongly disagree	7	-	3.3	-	-	-	-	-	-	-	2.5	-	-	0.3
DK/NA	-8	-	0.3	-	-	-	-	-	-	-	0.3	-	-	0.0
IAP	-1	100.0	0.0	100.0	100.0	100.0	100.0	100.0	100.0	100.0	0.0	100.0	100.0	88.5
N		7276	1508	1599	1576	1535	1396	1294	1370	1051	1031	1205	1230	22071

\* SHOW CARD

\*\*\* Keyword: National Economy



**Table 2919 Nationalism2: Korea should follow its national interests even if these would lead to conflicts with other nations**

[Questionnaire] Now we would like to ask a few questions about relations between (country/region, e.g. South Korea) and other countries. How much do you agree or disagree with these statements?... Korea should follow its national interests even if these would lead to conflicts with other nations

[VAR] SELFINT0

RESPONSE	PUNCH	03-07	2008	2009	2010	2011	2012	2013	2014	2016	2018	2021	2023	TOTAL
Strongly agree	1	-	10.9	-	-	-	-	-	-	-	7.1	-	-	1.1
Agree	2	-	20.0	-	-	-	-	-	-	-	16.6	-	-	2.1
Somewhat agree	3	-	29.9	-	-	-	-	-	-	-	30.5	-	-	3.5
Neither agree nor disagree	4	-	17.0	-	-	-	-	-	-	-	19.8	-	-	2.1
Somewhat disagree	5	-	15.9	-	-	-	-	-	-	-	19.7	-	-	2.0
Disagree	6	-	4.8	-	-	-	-	-	-	-	5.3	-	-	0.6
Strongly disagree	7	-	1.2	-	-	-	-	-	-	-	0.8	-	-	0.1
DK/NA	-8	-	0.3	-	-	-	-	-	-	-	0.3	-	-	0.0
IAP	-1	100.0	0.0	100.0	100.0	100.0	100.0	100.0	100.0	100.0	0.0	100.0	100.0	88.5
N		7276	1508	1599	1576	1535	1396	1294	1370	1051	1031	1205	1230	22071

\* SHOW CARD

\*\*\* Keyword: Conflict, National Interests

**Table 2920 Nationalism3: Increased exposure to foreign films, music and books damages Korea's own culture**

[Questionnaire] Now we would like to ask a few questions about relations between (country/region, e.g. South Korea) and other countries. How much do you agree or disagree with these statements?... Increased exposure to foreign films, music and books is damaging our own culture

[VAR] FORCUL0

RESPONSE	PUNCH	03-07	2008	2009	2010	2011	2012	2013	2014	2016	2018	2021	2023	TOTAL
Strongly agree	1	-	6.2	-	-	-	-	-	-	-	2.4	-	-	0.5
Agree	2	-	11.7	-	-	-	-	-	-	-	5.5	-	-	1.1
Somewhat agree	3	-	21.9	-	-	-	-	-	-	-	11.8	-	-	2.1
Neither agree nor disagree	4	-	21.1	-	-	-	-	-	-	-	20.7	-	-	2.4
Somewhat disagree	5	-	24.0	-	-	-	-	-	-	-	28.7	-	-	3.0
Disagree	6	-	11.7	-	-	-	-	-	-	-	21.4	-	-	1.8
Strongly disagree	7	-	3.1	-	-	-	-	-	-	-	9.1	-	-	0.6
DK/NA	-8	-	0.3	-	-	-	-	-	-	-	0.3	-	-	0.0
IAP	-1	100.0	0.0	100.0	100.0	100.0	100.0	100.0	100.0	100.0	0.0	100.0	100.0	88.5
N		7276	1508	1599	1576	1535	1396	1294	1370	1051	1031	1205	1230	22071

\* SHOW CARD

\*\*\* Keyword: Korean Culture, Movie

**Table 2921 The impact of globalization1: Korea's economy**

[Questionnaire] Mobility of people, goods, and capital etc. has been increasing among countries/regions, do you think it is good or bad for... The Korea's economy

[VAR] INTLMOV1

RESPONSE	PUNCH	03-07	2008	2009	2010	2011	2012	2013	2014	2016	2018	2021	2023	TOTAL
Very good	1	-	5.0	-	-	-	-	-	-	-	4.9	-	-	0.6
Good	2	-	15.3	-	-	-	-	-	-	-	17.4	-	-	1.9
Somewhat good	3	-	44.5	-	-	-	-	-	-	-	47.4	-	-	5.3
Neither good nor bad	4	-	16.8	-	-	-	-	-	-	-	16.4	-	-	1.9
Somewhat bad	5	-	13.4	-	-	-	-	-	-	-	9.4	-	-	1.4
Bad	6	-	2.3	-	-	-	-	-	-	-	1.9	-	-	0.2
Very bad	7	-	0.9	-	-	-	-	-	-	-	0.8	-	-	0.1
DK/NA	-8	-	1.8	-	-	-	-	-	-	-	1.7	-	-	0.2
IAP	-1	100.0	0.0	100.0	100.0	100.0	100.0	100.0	100.0	100.0	0.0	100.0	100.0	88.5
N		7276	1508	1599	1576	1535	1396	1294	1370	1051	1031	1205	1230	22071

\* SHOW CARD

\*\*\* Keyword: South Korea's Economy

**Table 2922 The impact of globalization2: Korean workers**

[Questionnaire] Mobility of people, goods, and capital etc. has been increasing among countries/regions, do you think it is good or bad for... Job opportunities for Korea's workers

[VAR] INTLMOV2

RESPONSE	PUNCH	03-07	2008	2009	2010	2011	2012	2013	2014	2016	2018	2021	2023	TOTAL
Very good	1	-	2.5	-	-	-	-	-	-	-	3.0	-	-	0.3
Good	2	-	9.6	-	-	-	-	-	-	-	9.9	-	-	1.1
Somewhat good	3	-	29.3	-	-	-	-	-	-	-	29.7	-	-	3.4
Neither good nor bad	4	-	19.6	-	-	-	-	-	-	-	23.2	-	-	2.4
Somewhat bad	5	-	30.5	-	-	-	-	-	-	-	25.9	-	-	3.3
Bad	6	-	5.2	-	-	-	-	-	-	-	5.2	-	-	0.6
Very bad	7	-	1.6	-	-	-	-	-	-	-	1.6	-	-	0.2
DK/NA	-8	-	1.7	-	-	-	-	-	-	-	1.6	-	-	0.2
IAP	-1	100.0	0.0	100.0	100.0	100.0	100.0	100.0	100.0	100.0	0.0	100.0	100.0	88.5
N		7276	1508	1599	1576	1535	1396	1294	1370	1051	1031	1205	1230	22071

\* SHOW CARD

\*\*\* Keyword: Job



**Table 2923 The impact of globalization3: Korea's natural environment**

[Questionnaire] Mobility of people, goods, and capital etc. has been increasing among countries/regions, do you think it is good or bad for... The Korea's environment

[VAR] INTLMOV3

RESPONSE	PUNCH	03-07	2008	2009	2010	2011	2012	2013	2014	2016	2018	2021	2023	TOTAL
Very good	1	-	2.3	-	-	-	-	-	-	-	1.4	-	-	0.2
Good	2	-	4.7	-	-	-	-	-	-	-	6.3	-	-	0.6
Somewhat good	3	-	20.1	-	-	-	-	-	-	-	17.7	-	-	2.2
Neither good nor bad	4	-	30.5	-	-	-	-	-	-	-	32.7	-	-	3.6
Somewhat bad	5	-	31.6	-	-	-	-	-	-	-	31.0	-	-	3.6
Bad	6	-	7.0	-	-	-	-	-	-	-	7.7	-	-	0.8
Very bad	7	-	1.9	-	-	-	-	-	-	-	1.6	-	-	0.2
DK/NA	-8	-	2.0	-	-	-	-	-	-	-	1.7	-	-	0.2
IAP	-1	100.0	0.0	100.0	100.0	100.0	100.0	100.0	100.0	100.0	0.0	100.0	100.0	88.5
N		7276	1508	1599	1576	1535	1396	1294	1370	1051	1031	1205	1230	22071

\* SHOW CARD

\*\*\* Keyword: Environment

**Table 2924 Self-assessment of English proficiency1: Reading a short article in English newspapers**

[Questionnaire] How would you assess your abilities in... Reading a short article in English newspapers

[VAR] ENGPROF1

RESPONSE	PUNCH	03-07	2008	2009	2010	2011	2012	2013	2014	2016	2018	2021	2023	TOTAL
Very good	1	-	0.9	-	-	-	-	-	-	-	1.9	-	-	0.2
Good	2	-	3.5	-	-	-	-	-	-	-	6.3	-	-	0.5
Fair	3	-	16.7	-	-	-	-	-	-	-	17.8	-	-	2.0
Bad	4	-	35.9	-	-	-	-	-	-	-	35.2	-	-	4.1
Very poor	5	-	42.8	-	-	-	-	-	-	-	38.6	-	-	4.7
DK/NA	-8	-	0.1	-	-	-	-	-	-	-	0.2	-	-	0.0
IAP	-1	100.0	0.0	100.0	100.0	100.0	100.0	100.0	100.0	100.0	0.0	100.0	100.0	88.5
N		7276	1508	1599	1576	1535	1396	1294	1370	1051	1031	1205	1230	22071

\* SHOW CARD

\*\*\* Keyword: News

**Table 2925 Self-assessment of English proficiency2: Chatting with native English speakers**

[Questionnaire] How would you assess your abilities in... Chatting with English speakers

[VAR] ENGPROF2

RESPONSE	PUNCH	03-07	2008	2009	2010	2011	2012	2013	2014	2016	2018	2021	2023	TOTAL
Very good	1	-	0.6	-	-	-	-	-	-	-	1.4	-	-	0.1
Good	2	-	3.0	-	-	-	-	-	-	-	6.4	-	-	0.5
Fair	3	-	13.9	-	-	-	-	-	-	-	16.7	-	-	1.7
Bad	4	-	38.9	-	-	-	-	-	-	-	36.8	-	-	4.4
Very poor	5	-	43.6	-	-	-	-	-	-	-	38.4	-	-	4.8
DK/NA	-8	-	0.1	-	-	-	-	-	-	-	0.4	-	-	0.0
IAP	-1	100.0	0.0	100.0	100.0	100.0	100.0	100.0	100.0	100.0	0.0	100.0	100.0	88.5
N		7276	1508	1599	1576	1535	1396	1294	1370	1051	1031	1205	1230	22071

\* SHOW CARD

\*\*\* Keyword: Conversation

**Table 2926 Self-assessment of English proficiency3: Writing a letter in English**

[Questionnaire] How would you assess your abilities in... Writing a letter in English

[VAR] ENGPROF3

RESPONSE	PUNCH	03-07	2008	2009	2010	2011	2012	2013	2014	2016	2018	2021	2023	TOTAL
Very good	1	-	0.5	-	-	-	-	-	-	-	1.7	-	-	0.1
Good	2	-	2.7	-	-	-	-	-	-	-	5.1	-	-	0.4
Fair	3	-	10.5	-	-	-	-	-	-	-	12.8	-	-	1.3
Bad	4	-	37.3	-	-	-	-	-	-	-	33.4	-	-	4.1
Very poor	5	-	48.9	-	-	-	-	-	-	-	46.8	-	-	5.5
DK/NA	-8	-	0.1	-	-	-	-	-	-	-	0.2	-	-	0.0
IAP	-1	100.0	0.0	100.0	100.0	100.0	100.0	100.0	100.0	100.0	0.0	100.0	100.0	88.5
N		7276	1508	1599	1576	1535	1396	1294	1370	1051	1031	1205	1230	22071

\* SHOW CARD

**Table 2927 Participate in any professional training or on-the-job training for at least 5 days overseas**

[Questionnaire] Have you ever received education or training in a foreign country for 5 or more days?

[VAR] EDUABROD

RESPONSE	PUNCH	03-07	2008	2009	2010	2011	2012	2013	2014	2016	2018	2021	2023	TOTAL
Yes	1	-	-	-	-	-	-	-	-	-	16.1	-	-	0.8
No	2	-	-	-	-	-	-	-	-	-	83.5	-	-	3.9
DK/NA	-8	-	-	-	-	-	-	-	-	-	0.4	-	-	0.0
IAP	-1	100.0	100.0	100.0	100.0	100.0	100.0	100.0	100.0	100.0	0.0	100.0	100.0	95.3
N		7276	1508	1599	1576	1535	1396	1294	1370	1051	1031	1205	1230	22071

\* SHOW CARD

\*\*\* Keyword: Overseas Country, Training



**Table 2928 Number of people that R exchanged holiday greetings for the (Lunar) New Year's (except the family members and relatives)**

[Questionnaire] During the last [Chinese] New Year celebration, with how many people other than family members or relatives did you exchange holiday greetings through telephone, mails, internet, home visits, or gatherings? Your best estimates are:

[VAR] CONTACT1

RESPONSE	PUNCH	03-07	2008	2009	2010	2011	2012	2013	2014	2016	2018	2021	2023	TOTAL
0	1	-	6.8	-	-	-	-	-	-	-	-	-	-	0.5
1-4	2	-	15.0	-	-	-	-	-	-	-	-	-	-	1.0
5-9	3	-	19.6	-	-	-	-	-	-	-	-	-	-	1.3
10-19	4	-	25.0	-	-	-	-	-	-	-	-	-	-	1.7
20-49	5	-	20.9	-	-	-	-	-	-	-	-	-	-	1.4
50-99	6	-	8.1	-	-	-	-	-	-	-	-	-	-	0.6
100 or more	7	-	4.4	-	-	-	-	-	-	-	-	-	-	0.3
DK/NA	-8	-	0.3	-	-	-	-	-	-	-	-	-	-	0.0
IAP	-1	100.0	0.0	100.0	100.0	100.0	100.0	100.0	100.0	100.0	100.0	100.0	100.0	93.2
N		7276	1508	1599	1576	1535	1396	1294	1370	1051	1031	1205	1230	22071

\* SHOW CARD

\*\*\* Keyword: Internet, Family members

**Table 2929 Number of family members and relatives that R exchanged holiday greetings for the (Lunar) New Year's (except those who are living together with R)**

[Questionnaire] During the last [Chinese] New Year celebration, with how many family members or relatives, excluding those who live with you, did you exchange holiday greetings through telephone, mails, internet, home visits, or gatherings? Your best estimates are:

[VAR] CONTACT2

RESPONSE	PUNCH	03-07	2008	2009	2010	2011	2012	2013	2014	2016	2018	2021	2023	TOTAL
0	1	-	3.3	-	-	-	-	-	-	-	-	-	-	0.2
1-4	2	-	15.3	-	-	-	-	-	-	-	-	-	-	1.0
5-9	3	-	25.1	-	-	-	-	-	-	-	-	-	-	1.7
10-19	4	-	34.5	-	-	-	-	-	-	-	-	-	-	2.4
20-49	5	-	17.0	-	-	-	-	-	-	-	-	-	-	1.2
50-99	6	-	3.6	-	-	-	-	-	-	-	-	-	-	0.2
100 or more	7	-	0.8	-	-	-	-	-	-	-	-	-	-	0.1
DK/NA	-8	-	0.3	-	-	-	-	-	-	-	-	-	-	0.0
IAP	-1	100.0	0.0	100.0	100.0	100.0	100.0	100.0	100.0	100.0	100.0	100.0	100.0	93.2
N		7276	1508	1599	1576	1535	1396	1294	1370	1051	1031	1205	1230	22071

\* SHOW CARD

\*\*\* Keyword: Internet, Family members

**Table 2930 Average number of people that R meets or contacts with in a day (except the family members and relatives)**

[Questionnaire] On an ordinary day, with how many people other than family members or relatives do you have contacts through telephone, mails, internet, or face-to-face? Your best estimates are:

[VAR] CONTACT3

RESPONSE	PUNCH	03-07	2008	2009	2010	2011	2012	2013	2014	2016	2018	2021	2023	TOTAL
0	1	-	4.2	-	-	-	-	-	-	-	4.7	-	-	0.5
1-4	2	-	44.6	-	-	-	-	-	-	-	39.6	-	-	4.9
5-9	3	-	24.3	-	-	-	-	-	-	-	25.8	-	-	2.9
10-19	4	-	15.0	-	-	-	-	-	-	-	16.9	-	-	1.8
20-49	5	-	8.5	-	-	-	-	-	-	-	8.1	-	-	1.0
50-99	6	-	2.5	-	-	-	-	-	-	-	2.5	-	-	0.3
100 or more	7	-	0.7	-	-	-	-	-	-	-	1.8	-	-	0.1
DK/NA	-8	-	0.3	-	-	-	-	-	-	-	0.6	-	-	0.0
IAP	-1	100.0	0.0	100.0	100.0	100.0	100.0	100.0	100.0	100.0	0.0	100.0	100.0	88.5
N		7276	1508	1599	1576	1535	1396	1294	1370	1051	1031	1205	1230	22071

\* SHOW CARD

\*\*\* Keyword: Internet, Family members

**Table 2931 Average number of people that R meets or contacts with in a day (except those who are living together with R)**

[Questionnaire] On an ordinary day, with how many family members or relatives, excluding those who live with you, do you have contacts through telephone, mails, internet, or face-to-face? Your best estimates are:

[VAR] CONTACT4

RESPONSE	PUNCH	03-07	2008	2009	2010	2011	2012	2013	2014	2016	2018	2021	2023	TOTAL
0	1	-	17.7	-	-	-	-	-	-	-	-	-	-	1.2
1-4	2	-	68.6	-	-	-	-	-	-	-	-	-	-	4.7
5-9	3	-	9.2	-	-	-	-	-	-	-	-	-	-	0.6
10-19	4	-	2.5	-	-	-	-	-	-	-	-	-	-	0.2
20-49	5	-	1.3	-	-	-	-	-	-	-	-	-	-	0.1
50-99	6	-	0.3	-	-	-	-	-	-	-	-	-	-	0.0
100 or more	7	-	0.0	-	-	-	-	-	-	-	-	-	-	0.0
DK/NA	-8	-	0.3	-	-	-	-	-	-	-	-	-	-	0.0
IAP	-1	100.0	0.0	100.0	100.0	100.0	100.0	100.0	100.0	100.0	100.0	100.0	100.0	93.2
N		7276	1508	1599	1576	1535	1396	1294	1370	1051	1031	1205	1230	22071

\* SHOW CARD

\*\*\* Keyword: Family Members, Internet



**Table 2932 Whether there are legislators, and senior officials that R is keeping in touch with**

[Questionnaire] Among the people you are keeping in touch, check those occupations in which some of them work from the following... Legislators, senior officials

[VAR] CNTWHO1

RESPONSE	PUNCH	03-07	2008	2009	2010	2011	2012	2013	2014	2016	2018	2021	2023	TOTAL
Yes	1	-	14.6	-	-	-	-	-	-	-	-	-	-	1.0
No	2	-	85.3	-	-	-	-	-	-	-	-	-	-	5.8
DK/NA	-8	-	0.1	-	-	-	-	-	-	-	-	-	-	0.0
IAP	-1	100.0	0.1	100.0	100.0	100.0	100.0	100.0	100.0	100.0	100.0	100.0	100.0	93.2
N		7276	1508	1599	1576	1535	1396	1294	1370	1051	1031	1205	1230	22071

\*\*\* Keyword: Member of the National Assembly, Civil Servants

**Table 2933 Whether there are managers that R is keeping in touch with**

[Questionnaire] Among the people you are keeping in touch, check those occupations in which some of them work from the following... Managers

[VAR] CNTWHO2

RESPONSE	PUNCH	03-07	2008	2009	2010	2011	2012	2013	2014	2016	2018	2021	2023	TOTAL
Yes	1	-	29.8	-	-	-	-	-	-	-	-	-	-	2.0
No	2	-	70.0	-	-	-	-	-	-	-	-	-	-	4.8
DK/NA	-8	-	0.1	-	-	-	-	-	-	-	-	-	-	0.0
IAP	-1	100.0	0.1	100.0	100.0	100.0	100.0	100.0	100.0	100.0	100.0	100.0	100.0	93.2
N		7276	1508	1599	1576	1535	1396	1294	1370	1051	1031	1205	1230	22071

**Table 2934 Whether there are professionals that R is keeping in touch with**

[Questionnaire] Among the people you are keeping in touch, check those occupations in which some of them work from the following... Professionals

[VAR] CNTWHO3

RESPONSE	PUNCH	03-07	2008	2009	2010	2011	2012	2013	2014	2016	2018	2021	2023	TOTAL
Yes	1	-	49.5	-	-	-	-	-	-	-	-	-	-	3.4
No	2	-	50.3	-	-	-	-	-	-	-	-	-	-	3.4
DK/NA	-8	-	0.1	-	-	-	-	-	-	-	-	-	-	0.0
IAP	-1	100.0	0.1	100.0	100.0	100.0	100.0	100.0	100.0	100.0	100.0	100.0	100.0	93.2
N		7276	1508	1599	1576	1535	1396	1294	1370	1051	1031	1205	1230	22071

**Table 2935 Whether there are technicians or associate professionals that R is keeping in touch with**

[Questionnaire] Among the people you are keeping in touch, check those occupations in which some of them work from the following... Technicians or associate professionals

[VAR] CNTWHO4

RESPONSE	PUNCH	03-07	2008	2009	2010	2011	2012	2013	2014	2016	2018	2021	2023	TOTAL
Yes	1	-	50.2	-	-	-	-	-	-	-	-	-	-	3.4
No	2	-	49.6	-	-	-	-	-	-	-	-	-	-	3.4
DK/NA	-8	-	0.1	-	-	-	-	-	-	-	-	-	-	0.0
IAP	-1	100.0	0.1	100.0	100.0	100.0	100.0	100.0	100.0	100.0	100.0	100.0	100.0	93.2
N		7276	1508	1599	1576	1535	1396	1294	1370	1051	1031	1205	1230	22071

**Table 2936 Whether there are clerical support workers that R is keeping in touch with**

[Questionnaire] Among the people you are keeping in touch, check those occupations in which some of them work from the following... Clerical support workers

[VAR] CNTWHO5

RESPONSE	PUNCH	03-07	2008	2009	2010	2011	2012	2013	2014	2016	2018	2021	2023	TOTAL
Yes	1	-	75.6	-	-	-	-	-	-	-	-	-	-	5.2
No	2	-	24.3	-	-	-	-	-	-	-	-	-	-	1.7
DK/NA	-8	-	0.1	-	-	-	-	-	-	-	-	-	-	0.0
IAP	-1	100.0	0.1	100.0	100.0	100.0	100.0	100.0	100.0	100.0	100.0	100.0	100.0	93.2
N		7276	1508	1599	1576	1535	1396	1294	1370	1051	1031	1205	1230	22071

**Table 2937 Whether there are service or sales workers that R is keeping in touch with**

[Questionnaire] Among the people you are keeping in touch, check those occupations in which some of them work from the following... Service or sales workers

[VAR] CNTWHO6

RESPONSE	PUNCH	03-07	2008	2009	2010	2011	2012	2013	2014	2016	2018	2021	2023	TOTAL
Yes	1	-	69.7	-	-	-	-	-	-	-	-	-	-	4.8
No	2	-	29.9	-	-	-	-	-	-	-	-	-	-	2.0
DK/NA	-8	-	0.3	-	-	-	-	-	-	-	-	-	-	0.0
IAP	-1	100.0	0.1	100.0	100.0	100.0	100.0	100.0	100.0	100.0	100.0	100.0	100.0	93.2
N		7276	1508	1599	1576	1535	1396	1294	1370	1051	1031	1205	1230	22071

**Table 2938 Whether there are skilled agricultural, forest, or fishery workers that R is keeping in touch with**

[Questionnaire] Among the people you are keeping in touch, check those occupations in which some of them work from the following... Skilled agricultural, forestry or fishery workers

[VAR] CNTWHO7

RESPONSE	PUNCH	03-07	2008	2009	2010	2011	2012	2013	2014	2016	2018	2021	2023	TOTAL
Yes	1	-	50.8	-	-	-	-	-	-	-	-	-	-	3.5
No	2	-	49.0	-	-	-	-	-	-	-	-	-	-	3.4
DK/NA	-8	-	0.1	-	-	-	-	-	-	-	-	-	-	0.0
IAP	-1	100.0	0.1	100.0	100.0	100.0	100.0	100.0	100.0	100.0	100.0	100.0	100.0	93.2
N		7276	1508	1599	1576	1535	1396	1294	1370	1051	1031	1205	1230	22071



**Table 2939 Whether there are craft or related trade workers R is keeping in touch with**

[Questionnaire] Among the people you are keeping in touch, check those occupations in which some of them work from the following... Craft or related trade workers

[VAR] CNTWHO8

RESPONSE	PUNCH	03-07	2008	2009	2010	2011	2012	2013	2014	2016	2018	2021	2023	TOTAL
Yes	1	-	46.3	-	-	-	-	-	-	-	-	-	-	3.2
No	2	-	53.6	-	-	-	-	-	-	-	-	-	-	3.7
DK/NA	-8	-	0.1	-	-	-	-	-	-	-	-	-	-	0.0
IAP	-1	100.0	0.1	100.0	100.0	100.0	100.0	100.0	100.0	100.0	100.0	100.0	100.0	93.2
N		7276	1508	1599	1576	1535	1396	1294	1370	1051	1031	1205	1230	22071

**Table 2940 Whether there are plant or machine operators or assemblers that R is keeping in touch with**

[Questionnaire] Among the people you are keeping in touch, check those occupations in which some of them work from the following... Plant or machine operators or assemblers

[VAR] CNTWHO9

RESPONSE	PUNCH	03-07	2008	2009	2010	2011	2012	2013	2014	2016	2018	2021	2023	TOTAL
Yes	1	-	41.9	-	-	-	-	-	-	-	-	-	-	2.9
No	2	-	58.0	-	-	-	-	-	-	-	-	-	-	4.0
DK/NA	-8	-	0.1	-	-	-	-	-	-	-	-	-	-	0.0
IAP	-1	100.0	0.1	100.0	100.0	100.0	100.0	100.0	100.0	100.0	100.0	100.0	100.0	93.2
N		7276	1508	1599	1576	1535	1396	1294	1370	1051	1031	1205	1230	22071

\*\*\* Keyword: Factory

**Table 2941 Whether there are elementary occupations that R is keeping in touch with**

[Questionnaire] Among the people you are keeping in touch, check those occupations in which some of them work from the following... Elementary occupations

[VAR] CNTWHO10

RESPONSE	PUNCH	03-07	2008	2009	2010	2011	2012	2013	2014	2016	2018	2021	2023	TOTAL
Yes	1	-	44.9	-	-	-	-	-	-	-	-	-	-	3.1
No	2	-	55.0	-	-	-	-	-	-	-	-	-	-	3.8
DK/NA	-8	-	0.1	-	-	-	-	-	-	-	-	-	-	0.0
IAP	-1	100.0	0.1	100.0	100.0	100.0	100.0	100.0	100.0	100.0	100.0	100.0	100.0	93.2
N		7276	1508	1599	1576	1535	1396	1294	1370	1051	1031	1205	1230	22071

## EASS 2010/2020 Health

**Table 2942 Limitations in daily life due to health condition: Moving a table, pushing a vacuum cleaner, bowling, or playing golf, etc.**

[Questionnaire] The following questions are about activities you might do during a typical day. Does your health now limit you in these activities? If so, how much?... Moderate activities, such as moving a table, pushing a vacuum cleaner, bowling, or playing golf

[VAR] TABLE

RESPONSE	PUNCH	03-07	2008	2009	2010	2011	2012	2013	2014	2016	2018	2021	2023	TOTAL
Yes, limited a lot	1	-	-	-	11.4	-	-	-	-	-	-	3.9	-	1.0
Yes, limited a little	2	-	-	-	17.6	-	-	-	-	-	-	18.2	-	2.2
No, not limited at all	3	-	-	-	71.0	-	-	-	-	-	-	77.8	-	9.3
DK/NA	-8	-	-	-	0.0	-	-	-	-	-	-	0.2	-	0.0
IAP	-1	100.0	100.0	100.0	0.0	100.0	100.0	100.0	100.0	100.0	100.0	0.0	100.0	87.4
N		7276	1508	1599	1576	1535	1396	1294	1370	1051	1031	1205	1230	22071

\* SHOW CARD

\*\*\* Keyword: Health, Limitation of Activities

**Table 2943 Limitations in daily life due to health condition: Climbing a number of stairs**

[Questionnaire] The following questions are about activities you might do during a typical day. Does your health now limit you in these activities? If so, how much?... Climbing several flights of stairs

[VAR] STAIRS

RESPONSE	PUNCH	03-07	2008	2009	2010	2011	2012	2013	2014	2016	2018	2021	2023	TOTAL
Yes, limited a lot	1	-	-	-	12.9	-	-	-	-	-	-	4.4	-	1.2
Yes, limited a little	2	-	-	-	20.4	-	-	-	-	-	-	17.7	-	2.4
No, not limited at all	3	-	-	-	66.5	-	-	-	-	-	-	77.8	-	9.0
DK/NA	-8	-	-	-	0.2	-	-	-	-	-	-	0.2	-	0.0
IAP	-1	100.0	100.0	100.0	0.0	100.0	100.0	100.0	100.0	100.0	100.0	0.0	100.0	87.4
N		7276	1508	1599	1576	1535	1396	1294	1370	1051	1031	1205	1230	22071

\* SHOW CARD

\*\*\* Keyword: Health, Limitation of Activities



**Table 2944 Frequency of having problems in professional/daily life due to physical health condition (in the past month): I accomplished less than I would like**

[Questionnaire] During the past 4 weeks, how much of the time have you had any of the following problems with your work or other regular daily activities as a result of your physical health?... Accomplished less than you would like

[VAR] HEALPRB1

RESPONSE	PUNCH	03-07	2008	2009	2010	2011	2012	2013	2014	2016	2018	2021	2023	TOTAL
All of the time	1	-	-	-	7.8	-	-	-	-	-	-	1.2	-	0.6
Most of the time	2	-	-	-	8.6	-	-	-	-	-	-	8.4	-	1.1
Some of the time	3	-	-	-	16.1	-	-	-	-	-	-	26.6	-	2.6
A little of the time	4	-	-	-	22.9	-	-	-	-	-	-	32.8	-	3.4
None of the time	5	-	-	-	44.6	-	-	-	-	-	-	30.7	-	4.9
DK/NA	-8	-	-	-	0.0	-	-	-	-	-	-	0.2	-	0.0
IAP	-1	100.0	100.0	100.0	0.0	100.0	100.0	100.0	100.0	100.0	100.0	0.0	100.0	87.4
N		7276	1508	1599	1576	1535	1396	1294	1370	1051	1031	1205	1230	22071

\* SHOW CARD

\*\*\* Keyword: Health, Occupation

**Table 2945 Frequency of having problems in professional/daily life due to physical health condition (in the past month): I had limitations in the kind of work or other activities**

[Questionnaire] During the past 4 weeks, how much of the time have you had any of the following problems with your work or other regular daily activities as a result of your physical health?... Were limited in the kind of work or other activities

[VAR] HEALPRB2

RESPONSE	PUNCH	03-07	2008	2009	2010	2011	2012	2013	2014	2016	2018	2021	2023	TOTAL
All of the time	1	-	-	-	8.2	-	-	-	-	-	-	1.3	-	0.7
Most of the time	2	-	-	-	8.0	-	-	-	-	-	-	7.0	-	1.0
Some of the time	3	-	-	-	14.2	-	-	-	-	-	-	24.1	-	2.3
A little of the time	4	-	-	-	20.9	-	-	-	-	-	-	34.8	-	3.4
None of the time	5	-	-	-	48.6	-	-	-	-	-	-	32.7	-	5.3
DK/NA	-8	-	-	-	0.1	-	-	-	-	-	-	0.2	-	0.0
IAP	-1	100.0	100.0	100.0	0.0	100.0	100.0	100.0	100.0	100.0	100.0	0.0	100.0	87.4
N		7276	1508	1599	1576	1535	1396	1294	1370	1051	1031	1205	1230	22071

\* SHOW CARD

\*\*\* Keyword: Health, Occupation, Job

**Table 2946 Frequency of having problems in professional/daily life due to mental health condition (in the past month): I accomplished less than I would like**

[Questionnaire] During the past 4 weeks, how much of the time have you had any of the following problems with your work or other regular daily activities as a result of any emotional problems (such as feeling depressed or anxious)?... Accomplished less than you would like

[VAR] EMOTPRB1

RESPONSE	PUNCH	03-07	2008	2009	2010	2011	2012	2013	2014	2016	2018	2021	2023	TOTAL
All of the time	1	-	-	-	3.2	-	-	-	-	-	-	1.2	-	0.3
Most of the time	2	-	-	-	6.7	-	-	-	-	-	-	6.5	-	0.8
Some of the time	3	-	-	-	18.4	-	-	-	-	-	-	27.3	-	2.8
A little of the time	4	-	-	-	21.6	-	-	-	-	-	-	33.8	-	3.4
None of the time	5	-	-	-	50.2	-	-	-	-	-	-	31.1	-	5.3
DK/NA	-8	-	-	-	0.1	-	-	-	-	-	-	0.2	-	0.0
IAP	-1	100.0	100.0	100.0	0.0	100.0	100.0	100.0	100.0	100.0	100.0	0.0	100.0	87.4
N		7276	1508	1599	1576	1535	1396	1294	1370	1051	1031	1205	1230	22071

\* SHOW CARD

\*\*\* Keyword: Depression, Anxious, Occupation

**Table 2947 Frequency of having problems in professional/daily life due to mental health condition (in the past month): I had limitations in the kind of work or other activities**

[Questionnaire] During the past 4 weeks, how much of the time have you had any of the following problems with your work or other regular daily activities as a result of any emotional problems (such as feeling depressed or anxious)?... Did work or other activities less carefully than usual

[VAR] EMOTPRB2

RESPONSE	PUNCH	03-07	2008	2009	2010	2011	2012	2013	2014	2016	2018	2021	2023	TOTAL
All of the time	1	-	-	-	2.7	-	-	-	-	-	-	1.0	-	0.2
Most of the time	2	-	-	-	6.7	-	-	-	-	-	-	6.0	-	0.8
Some of the time	3	-	-	-	19.8	-	-	-	-	-	-	27.1	-	2.9
A little of the time	4	-	-	-	22.7	-	-	-	-	-	-	35.4	-	3.5
None of the time	5	-	-	-	47.7	-	-	-	-	-	-	30.3	-	5.1
DK/NA	-8	-	-	-	0.3	-	-	-	-	-	-	0.3	-	0.0
IAP	-1	100.0	100.0	100.0	0.0	100.0	100.0	100.0	100.0	100.0	100.0	0.0	100.0	87.4
N		7276	1508	1599	1576	1535	1396	1294	1370	1051	1031	1205	1230	22071

\* SHOW CARD

\*\*\* Keyword: Depression, Anxious, Occupation, Job



**Table 2948 Frequency of pain interfering with the normal work**

[Questionnaire] During the past 4 weeks, how much did pain interfere with your normal work (including both work outside the home and housework)?

[VAR] PAIN

RESPONSE	PUNCH	03-07	2008	2009	2010	2011	2012	2013	2014	2016	2018	2021	2023	TOTAL
Not at all	1	-	-	-	44.0	-	-	-	-	-	-	42.8	-	5.5
A little bit	2	-	-	-	16.2	-	-	-	-	-	-	32.2	-	2.9
Moderately	3	-	-	-	21.7	-	-	-	-	-	-	19.3	-	2.6
Quite a bit	4	-	-	-	9.4	-	-	-	-	-	-	4.3	-	0.9
Extremely	5	-	-	-	7.5	-	-	-	-	-	-	0.8	-	0.6
DK/NA	-8	-	-	-	1.2	-	-	-	-	-	-	0.6	-	0.1
IAP	-1	100.0	100.0	100.0	0.0	100.0	100.0	100.0	100.0	100.0	100.0	0.0	100.0	87.4
N		7276	1508	1599	1576	1535	1396	1294	1370	1051	1031	1205	1230	22071

\*\*\* Keyword: Job

**Table 2949 Emotions and conditions1: A feeling of calmness and serenity (in the past month)**

[Questionnaire] These questions are about how you feel and how things have been with you during the past 4 weeks.

For each question, please give the one answer that comes closest to the way you have been feeling. How much of the time during the past 4 weeks... Have you felt calm and peaceful?

[VAR] FEELPCE

RESPONSE	PUNCH	03-07	2008	2009	2010	2011	2012	2013	2014	2016	2018	2021	2023	TOTAL
All of the time	1	-	-	-	20.5	-	-	-	-	-	-	11.6	-	2.1
Most of the time	2	-	-	-	28.3	-	-	-	-	-	-	45.1	-	4.5
Some of the time	3	-	-	-	24.7	-	-	-	-	-	-	32.5	-	3.5
A little of the time	4	-	-	-	20.2	-	-	-	-	-	-	10.0	-	2.0
None of the time	5	-	-	-	6.1	-	-	-	-	-	-	0.7	-	0.5
DK/NA	-8	-	-	-	0.2	-	-	-	-	-	-	0.0	-	0.0
IAP	-1	100.0	100.0	100.0	0.0	100.0	100.0	100.0	100.0	100.0	100.0	0.0	100.0	87.4
N		7276	1508	1599	1576	1535	1396	1294	1370	1051	1031	1205	1230	22071

\* SHOW CARD

\*\*\* Keyword: Emotion

**Table 2950 Emotions and conditions2: A feeling of vitality (in the past month)**

[Questionnaire] These questions are about how you feel and how things have been with you during the past 4 weeks.

For each question, please give the one answer that comes closest to the way you have been feeling. How much of the time during the past 4 weeks... Did you have a lot of energy?

[VAR] FEELACTV

RESPONSE	PUNCH	03-07	2008	2009	2010	2011	2012	2013	2014	2016	2018	2021	2023	TOTAL
All of the time	1	-	-	-	20.9	-	-	-	-	-	-	10.3	-	2.1
Most of the time	2	-	-	-	25.6	-	-	-	-	-	-	42.5	-	4.1
Some of the time	3	-	-	-	26.1	-	-	-	-	-	-	33.3	-	3.7
A little of the time	4	-	-	-	21.2	-	-	-	-	-	-	12.1	-	2.2
None of the time	5	-	-	-	6.1	-	-	-	-	-	-	1.8	-	0.5
DK/NA	-8	-	-	-	0.2	-	-	-	-	-	-	0.0	-	0.0
IAP	-1	100.0	100.0	100.0	0.0	100.0	100.0	100.0	100.0	100.0	100.0	0.0	100.0	87.4
N		7276	1508	1599	1576	1535	1396	1294	1370	1051	1031	1205	1230	22071

\* SHOW CARD

\*\*\* Keyword: Emotion

**Table 2951 Emotions and conditions3: A feeling of disappointment and depression (in the past month)**

[Questionnaire] These questions are about how you feel and how things have been with you during the past 4 weeks.

For each question, please give the one answer that comes closest to the way you have been feeling. How much of the time during the past 4 weeks... Have you felt downhearted and depressed?

[VAR] FEELDPRS

RESPONSE	PUNCH	03-07	2008	2009	2010	2011	2012	2013	2014	2016	2018	2021	2023	TOTAL
All of the time	1	-	-	-	3.6	-	-	-	-	-	-	0.9	-	0.3
Most of the time	2	-	-	-	6.8	-	-	-	-	-	-	8.5	-	1.0
Some of the time	3	-	-	-	22.9	-	-	-	-	-	-	26.4	-	3.1
A little of the time	4	-	-	-	31.9	-	-	-	-	-	-	44.2	-	4.7
None of the time	5	-	-	-	34.6	-	-	-	-	-	-	19.9	-	3.6
DK/NA	-8	-	-	-	0.2	-	-	-	-	-	-	0.1	-	0.0
IAP	-1	100.0	100.0	100.0	0.0	100.0	100.0	100.0	100.0	100.0	100.0	0.0	100.0	87.4
N		7276	1508	1599	1576	1535	1396	1294	1370	1051	1031	1205	1230	22071

\* SHOW CARD

\*\*\* Keyword: Emotion, Depression

**Table 2952 Level of interference in social activities due to physical or mental health problems**

[Questionnaire] During the past 4 weeks, how much of the time has your physical health or emotional problems interfered with your social activities (like visiting friends, relatives, etc.)?

[VAR] HARDSOC

RESPONSE	PUNCH	03-07	2008	2009	2010	2011	2012	2013	2014	2016	2018	2021	2023	TOTAL
All of the time	1	-	-	-	3.9	-	-	-	-	-	-	-	-	0.3
Most of the time	2	-	-	-	5.9	-	-	-	-	-	-	-	-	0.4
Some of the time	3	-	-	-	13.7	-	-	-	-	-	-	-	-	1.0
A little of the time	4	-	-	-	25.3	-	-	-	-	-	-	-	-	1.8
None of the time	5	-	-	-	50.3	-	-	-	-	-	-	-	-	3.6
DK/NA	-8	-	-	-	0.9	-	-	-	-	-	-	-	-	0.1
IAP	-1	100.0	100.0	100.0	0.0	100.0	100.0	100.0	100.0	100.0	100.0	100.0	100.0	92.9
N		7276	1508	1599	1576	1535	1396	1294	1370	1051	1031	1205	1230	22071

\*\*\* Keyword: Health, Friends



**Table 2953 Agree or disagree: The future seems to me to be hopeless, and I can't believe that things are changing for the better**

[Questionnaire] To what extent do you agree or disagree with each of the following statements?... The future seems to me to be hopeless, and I can't believe that things are changing for the better.

[VAR] HOPELESS

RESPONSE	PUNCH	03-07	2008	2009	2010	2011	2012	2013	2014	2016	2018	2021	2023	TOTAL
Strongly agree	1	-	-	-	4.4	-	-	-	-	-	-	-	-	0.3
Somewhat agree	2	-	-	-	12.8	-	-	-	-	-	-	-	-	0.9
Neither agree nor disagree	3	-	-	-	17.8	-	-	-	-	-	-	-	-	1.3
Somewhat disagree	4	-	-	-	27.3	-	-	-	-	-	-	-	-	1.9
Strongly disagree	5	-	-	-	37.4	-	-	-	-	-	-	-	-	2.7
DK/NA	-8	-	-	-	0.3	-	-	-	-	-	-	-	-	0.0
IAP	-1	100.0	100.0	100.0	0.0	100.0	100.0	100.0	100.0	100.0	100.0	100.0	100.0	92.9
N		7276	1508	1599	1576	1535	1396	1294	1370	1051	1031	1205	1230	22071

\* SHOW CARD

\*\*\* Keyword: Future

**Table 2954 Agree or disagree: I feel that it is impossible for me to reach the goals that I would like to strive for**

[Questionnaire] To what extent do you agree or disagree with each of the following statements?... I feel that it is impossible for me to reach the goals that I would like to strive for

[VAR] HARDGOAL

RESPONSE	PUNCH	03-07	2008	2009	2010	2011	2012	2013	2014	2016	2018	2021	2023	TOTAL
Strongly agree	1	-	-	-	5.4	-	-	-	-	-	-	-	-	0.4
Somewhat agree	2	-	-	-	11.4	-	-	-	-	-	-	-	-	0.8
Neither agree nor disagree	3	-	-	-	15.9	-	-	-	-	-	-	-	-	1.1
Somewhat disagree	4	-	-	-	27.9	-	-	-	-	-	-	-	-	2.0
Strongly disagree	5	-	-	-	39.0	-	-	-	-	-	-	-	-	2.8
DK/NA	-8	-	-	-	0.4	-	-	-	-	-	-	-	-	0.0
IAP	-1	100.0	100.0	100.0	0.0	100.0	100.0	100.0	100.0	100.0	100.0	100.0	100.0	92.9
N		7276	1508	1599	1576	1535	1396	1294	1370	1051	1031	1205	1230	22071

\* SHOW CARD

**Table 2955 Whether R has a chronic diseases or longstanding health issues**

[Questionnaire] Do you have chronic diseases or longstanding health problems?

[VAR] CHRONIC

RESPONSE	PUNCH	03-07	2008	2009	2010	2011	2012	2013	2014	2016	2018	2021	2023	TOTAL
Yes	1	-	-	-	30.9	26.2	-	-	-	-	-	24.5	24.3	6.7
No	2	-	-	-	69.1	73.7	-	-	-	-	-	75.4	75.5	18.4
DK/NA	-8	-	-	-	0.0	0.1	-	-	-	-	-	0.1	0.2	0.0
IAP	-1	100.0	100.0	100.0	0.0	0.0	100.0	100.0	100.0	100.0	100.0	0.0	0.0	74.9
N		7276	1508	1599	1576	1535	1396	1294	1370	1051	1031	1205	1230	22071

\*\* 2011 Questionnaire: Do you have chronic diseases or longstanding health problems?

\*\*\* Keyword: Disease, Health, Disability

\*\*\*\* 2011 was included in the ISSP module, not the EASS module

**Table 2956 Chronic or longstanding health problems1: Hypertension**

[Questionnaire] Do you have chronic diseases or longstanding health problems? What are they? Please choose all that apply... Hypertension

[VAR] HYPRTN10

RESPONSE	PUNCH	03-07	2008	2009	2010	2011	2012	2013	2014	2016	2018	2021	2023	TOTAL
Yes	1	-	-	-	12.1	-	-	-	-	-	-	13.8	-	1.6
No	2	-	-	-	18.8	-	-	-	-	-	-	10.8	-	1.9
IAP	-1	100.0	100.0	100.0	69.1	100.0	100.0	100.0	100.0	100.0	100.0	75.5	100.0	96.5
N		7276	1508	1599	1576	1535	1396	1294	1370	1051	1031	1205	1230	22071

\*\*\* Keyword: Health, Hypertension

**Table 2957 Chronic or longstanding health problems2: Diabetes**

[Questionnaire] Do you have chronic diseases or longstanding health problems? What are they? Please choose all that apply... Diabetes

[VAR] DIABET10

RESPONSE	PUNCH	03-07	2008	2009	2010	2011	2012	2013	2014	2016	2018	2021	2023	TOTAL
Yes	1	-	-	-	5.5	-	-	-	-	-	-	6.6	-	0.8
No	2	-	-	-	25.4	-	-	-	-	-	-	17.8	-	2.8
IAP	-1	100.0	100.0	100.0	69.1	100.0	100.0	100.0	100.0	100.0	100.0	75.5	100.0	96.5
N		7276	1508	1599	1576	1535	1396	1294	1370	1051	1031	1205	1230	22071

\*\*\* Keyword: Health, Diabetes

**Table 2958 Chronic or longstanding health problems3: Heart disease**

[Questionnaire] Do you have chronic diseases or longstanding health problems? What are they? Please choose all that apply... Heart disease

[VAR] HEARTP10

RESPONSE	PUNCH	03-07	2008	2009	2010	2011	2012	2013	2014	2016	2018	2021	2023	TOTAL
Yes	1	-	-	-	3.2	-	-	-	-	-	-	2.5	-	0.4
No	2	-	-	-	27.7	-	-	-	-	-	-	22.1	-	3.2
IAP	-1	100.0	100.0	100.0	69.1	100.0	100.0	100.0	100.0	100.0	100.0	75.5	100.0	96.5
N		7276	1508	1599	1576	1535	1396	1294	1370	1051	1031	1205	1230	22071

\*\*\* Keyword: Health, Heart Disease



**Table 2959 Chronic or longstanding health problems4: Respiratory problem**

[Questionnaire] Do you have chronic diseases or longstanding health problems? What are they? Please choose all that apply... Respiratory problem (asthma, chronic cough)

[VAR] ASTHMA10

RESPONSE	PUNCH	03-07	2008	2009	2010	2011	2012	2013	2014	2016	2018	2021	2023	TOTAL
Yes	1	-	-	-	4.3	-	-	-	-	-	-	1.7	-	0.4
No	2	-	-	-	26.6	-	-	-	-	-	-	22.7	-	3.1
DK/NA	-8	-	-	-	0.1	-	-	-	-	-	-	0.0	-	0.0
IAP	-1	100.0	100.0	100.0	69.1	100.0	100.0	100.0	100.0	100.0	100.0	75.5	100.0	96.5
N		7276	1508	1599	1576	1535	1396	1294	1370	1051	1031	1205	1230	22071

\*\*\* Keyword: Health

**Table 2960 Chronic or longstanding health problems5: Other**

[Questionnaire] Do you have chronic diseases or longstanding health problems? What are they? Please choose all that apply... Others

[VAR] OTHPRB

RESPONSE	PUNCH	03-07	2008	2009	2010	2011	2012	2013	2014	2016	2018	2021	2023	TOTAL
Yes	1	-	-	-	17.9	-	-	-	-	-	-	1.8	-	1.4
No	2	-	-	-	12.9	-	-	-	-	-	-	22.7	-	2.2
DK/NA	-8	-	-	-	0.1	-	-	-	-	-	-	0.0	-	0.0
IAP	-1	100.0	100.0	100.0	69.1	100.0	100.0	100.0	100.0	100.0	100.0	75.5	100.0	96.5
N		7276	1508	1599	1576	1535	1396	1294	1370	1051	1031	1205	1230	22071

\*\*\* Keyword: Health

**Table 2961 Frequency of smoking**

[Questionnaire] How often do you smoke?

[VAR] FREQSMOK

RESPONSE	PUNCH	03-07	2008	2009	2010	2011	2012	2013	2014	2016	2018	2021	2023	TOTAL
Daily	1	-	-	-	24.4	-	-	-	-	-	-	-	-	1.7
Several times a week	2	-	-	-	1.2	-	-	-	-	-	-	-	-	0.1
Several times a month	3	-	-	-	1.0	-	-	-	-	-	-	-	-	0.1
Several times a year or less often	4	-	-	-	0.6	-	-	-	-	-	-	-	-	0.0
Never	5	-	-	-	72.6	-	-	-	-	-	-	-	-	5.2
DK/NA	-8	-	-	-	0.2	-	-	-	-	-	-	-	-	0.0
IAP	-1	100.0	100.0	100.0	0.0	100.0	100.0	100.0	100.0	100.0	100.0	100.0	100.0	92.9
N		7276	1508	1599	1576	1535	1396	1294	1370	1051	1031	1205	1230	22071

\* SHOW CARD

\*\*\* Keyword: Smoking

**Table 2962 Number of years of smoking**

[Questionnaire] For how many years have you smoked?

[VAR] DURSMOK

RESPONSE	PUNCH	03-07	2008	2009	2010	2011	2012	2013	2014	2016	2018	2021	2023	TOTAL
Less than 1 year	1	-	-	-	0.1	-	-	-	-	-	-	-	-	0.0
1-10 year	2	-	-	-	9.3	-	-	-	-	-	-	-	-	0.7
11-20 year	3	-	-	-	7.8	-	-	-	-	-	-	-	-	0.6
21-30 year	4	-	-	-	5.0	-	-	-	-	-	-	-	-	0.4
31-40 year	5	-	-	-	2.5	-	-	-	-	-	-	-	-	0.2
41-50 year	6	-	-	-	1.5	-	-	-	-	-	-	-	-	0.1
51-60 year	7	-	-	-	0.6	-	-	-	-	-	-	-	-	0.0
71-80 year	8	-	-	-	0.1	-	-	-	-	-	-	-	-	0.0
DK/NA	-8	-	-	-	0.4	-	-	-	-	-	-	-	-	0.0
IAP	-1	100.0	100.0	100.0	72.7	100.0	100.0	100.0	100.0	100.0	100.0	100.0	100.0	98.1
N		7276	1508	1599	1576	1535	1396	1294	1370	1051	1031	1205	1230	22071

\*\*\* Keyword: Smoking

**Table 2963 Frequency of drinking alcoholic drinks**

[Questionnaire] How often do you drink alcoholic drinks?

[VAR] FREQDRNK

RESPONSE	PUNCH	03-07	2008	2009	2010	2011	2012	2013	2014	2016	2018	2021	2023	TOTAL
Daily	1	-	-	-	5.5	-	-	-	-	-	-	1.7	-	0.5
Several times a week	2	-	-	-	25.0	-	-	-	-	-	-	18.3	-	2.8
Several times a month	3	-	-	-	23.7	-	-	-	-	-	-	34.4	-	3.6
Several times a year or less often	4	-	-	-	14.5	-	-	-	-	-	-	22.0	-	2.2
Never	5	-	-	-	31.2	-	-	-	-	-	-	23.7	-	3.5
DK/NA	-8	-	-	-	0.1	-	-	-	-	-	-	0.1	-	0.0
IAP	-1	100.0	100.0	100.0	0.0	100.0	100.0	100.0	100.0	100.0	100.0	0.0	100.0	87.4
N		7276	1508	1599	1576	1535	1396	1294	1370	1051	1031	1205	1230	22071

\* SHOW CARD

\*\*\* Keyword: Drinking



**Table 2964 Frequency of doing physical activity for at least 20 minutes that makes R sweat or breath heavier than usual**  
[Questionnaire] How often do you do physical activity for at least 20 minutes that makes you sweat or breath heavier than usual?

[VAR] FREQEXER

RESPONSE	PUNCH	03-07	2008	2009	2010	2011	2012	2013	2014	2016	2018	2021	2023	TOTAL
Daily	1	-	-	-	16.1	-	-	-	-	-	-	-	-	1.2
Several times a week	2	-	-	-	29.3	-	-	-	-	-	-	-	-	2.1
Several times a month	3	-	-	-	17.6	-	-	-	-	-	-	-	-	1.3
Several times a year or less often	4	-	-	-	8.9	-	-	-	-	-	-	-	-	0.6
Never	5	-	-	-	27.5	-	-	-	-	-	-	-	-	2.0
DK/NA	-8	-	-	-	0.5	-	-	-	-	-	-	-	-	0.0
IAP	-1	100.0	100.0	100.0	0.0	100.0	100.0	100.0	100.0	100.0	100.0	100.0	100.0	92.9
N		7276	1508	1599	1576	1535	1396	1294	1370	1051	1031	1205	1230	22071

\* SHOW CARD

\*\*\* Keyword: Physical Exercise

**Table 2965 Ever had any health checkup during the last 3 years**

[Questionnaire] During the last three years, did you have any health checkup?

[VAR] HLTHEXAM

RESPONSE	PUNCH	03-07	2008	2009	2010	2011	2012	2013	2014	2016	2018	2021	2023	TOTAL
Yes, regularly	1	-	-	-	48.4	-	-	-	-	-	-	66.9	-	7.1
Yes, but not regularly	2	-	-	-	24.1	-	-	-	-	-	-	19.9	-	2.8
No	3	-	-	-	27.4	-	-	-	-	-	-	13.0	-	2.7
DK/NA	-8	-	-	-	0.1	-	-	-	-	-	-	0.2	-	0.0
IAP	-1	100.0	100.0	100.0	0.0	100.0	100.0	100.0	100.0	100.0	100.0	0.0	100.0	87.4
N		7276	1508	1599	1576	1535	1396	1294	1370	1051	1031	1205	1230	22071

\*\*\* Keyword: Health

**Table 2966 Frequency of seeing a doctor for the last 12 months**

[Questionnaire] During the last 12 months, how often did you go to see a doctor? (Please answer your own diseases or injuries. Do not include escorting or visitations.)

[VAR] GOHOSP

RESPONSE	PUNCH	03-07	2008	2009	2010	2011	2012	2013	2014	2016	2018	2021	2023	TOTAL
Several times a week	1	-	-	-	5.4	-	-	-	-	-	-	1.3	-	0.5
About once a week	2	-	-	-	5.3	-	-	-	-	-	-	2.6	-	0.5
About once a month	3	-	-	-	16.6	-	-	-	-	-	-	19.3	-	2.2
Several times a year	4	-	-	-	44.9	-	-	-	-	-	-	50.3	-	6.0
About once a year	5	-	-	-	11.5	-	-	-	-	-	-	14.8	-	1.6
None	6	-	-	-	16.3	-	-	-	-	-	-	11.5	-	1.8
DK/NA	-8	-	-	-	0.0	-	-	-	-	-	-	0.2	-	0.0
IAP	-1	100.0	100.0	100.0	0.0	100.0	100.0	100.0	100.0	100.0	100.0	0.0	100.0	87.4
N		7276	1508	1599	1576	1535	1396	1294	1370	1051	1031	1205	1230	22071

\* SHOW CARD

**Table 2967 Concerns for being unable to receive health care when needed**

[Questionnaire] How much do you worry about each of the following when it comes to yourself and your family...

Unable to receive health care when needed

[VAR] WRYTRTMT

RESPONSE	PUNCH	03-07	2008	2009	2010	2011	2012	2013	2014	2016	2018	2021	2023	TOTAL
Very much	1	-	-	-	12.9	-	-	-	-	-	-	4.1	-	1.1
A little	2	-	-	-	25.1	-	-	-	-	-	-	29.8	-	3.4
Not so much	3	-	-	-	34.2	-	-	-	-	-	-	38.3	-	4.5
Not at all	4	-	-	-	27.8	-	-	-	-	-	-	27.9	-	3.5
DK/NA	-8	-	-	-	0.0	-	-	-	-	-	-	0.0	-	0.0
IAP	-1	100.0	100.0	100.0	0.0	100.0	100.0	100.0	100.0	100.0	100.0	0.0	100.0	87.4
N		7276	1508	1599	1576	1535	1396	1294	1370	1051	1031	1205	1230	22071

\* SHOW CARD

\*\*\* Keyword: Family Members, Treatment

**Table 2968 Concerns for being unable to pay the cost when someone gets a serious illness or condition**

[Questionnaire] How much do you worry about each of the following when it comes to yourself and your family?...

Unable to pay the cost when someone get a serious illness or condition

[VAR] WRYMONEY

RESPONSE	PUNCH	03-07	2008	2009	2010	2011	2012	2013	2014	2016	2018	2021	2023	TOTAL
Very much	1	-	-	-	16.9	-	-	-	-	-	-	6.6	-	1.6
A little	2	-	-	-	30.3	-	-	-	-	-	-	32.4	-	3.9
Not so much	3	-	-	-	28.2	-	-	-	-	-	-	35.4	-	3.9
Not at all	4	-	-	-	24.6	-	-	-	-	-	-	25.5	-	3.1
DK/NA	-8	-	-	-	0.1	-	-	-	-	-	-	0.0	-	0.0
IAP	-1	100.0	100.0	100.0	0.0	100.0	100.0	100.0	100.0	100.0	100.0	0.0	100.0	87.4
N		7276	1508	1599	1576	1535	1396	1294	1370	1051	1031	1205	1230	22071

\* SHOW CARD

\*\*\* Keyword: Family Members, Disease, Cost

**Table 2969 Ever refrained from going to see a doctor for the last 12 months**

[Questionnaire] During the last 12 months, did you refrain from going to see a doctor, even though you were ill or injured? Please include a cold.

[VAR] DISLKHSP

RESPONSE	PUNCH	03-07	2008	2009	2010	2011	2012	2013	2014	2016	2018	2021	2023	TOTAL
Yes. I did	1	-	-	-	20.2	-	-	-	-	-	-	12.0	-	2.1
No. I did not	2	-	-	-	76.1	-	-	-	-	-	-	85.4	-	10.1
DK/NA	-8	-	-	-	0.0	-	-	-	-	-	-	0.2	-	0.0
IAP	-1	100.0	100.0	100.0	3.7	100.0	100.0	100.0	100.0	100.0	100.0	2.4	100.0	87.8
N		7276	1508	1599	1576	1535	1396	1294	1370	1051	1031	1205	1230	22071



**Table 2970 Reason for refraining to go see a doctor: waiting time is too long**

[Questionnaire] (IF YOU REFRAINED) Why is it? Please circle all that apply...

[VAR] MUCHWAIT

RESPONSE	PUNCH	03-07	2008	2009	2010	2011	2012	2013	2014	2016	2018	2021	2023	TOTAL
Yes	1	-	-	-	3.7	-	-	-	-	-	-	4.8	-	0.5
No	2	-	-	-	16.4	-	-	-	-	-	-	7.2	-	1.6
DK/NA	-8	-	-	-	0.1	-	-	-	-	-	-	0.0	-	0.0
IAP	-1	100.0	100.0	100.0	79.8	100.0	100.0	100.0	100.0	100.0	100.0	88.0	100.0	97.9
N		7276	1508	1599	1576	1535	1396	1294	1370	1051	1031	1205	1230	22071

**Table 2971 Reason for refraining to go see a doctor: it costs too much**

[Questionnaire] (IF YOU REFRAINED) Why is it? Please circle all that apply... It costs too much

[VAR] MUCHCOST

RESPONSE	PUNCH	03-07	2008	2009	2010	2011	2012	2013	2014	2016	2018	2021	2023	TOTAL
Yes	1	-	-	-	7.6	-	-	-	-	-	-	4.1	-	0.8
No	2	-	-	-	12.6	-	-	-	-	-	-	7.8	-	1.3
DK/NA	-8	-	-	-	0.1	-	-	-	-	-	-	0.1	-	0.0
IAP	-1	100.0	100.0	100.0	79.8	100.0	100.0	100.0	100.0	100.0	100.0	88.0	100.0	97.9
N		7276	1508	1599	1576	1535	1396	1294	1370	1051	1031	1205	1230	22071

\*\*\* Keyword: Cost

**Table 2972 Reason for refraining to go see a doctor: there is no hospital or doctor's office nearby**

[Questionnaire] (IF YOU REFRAINED) Why is it? Please circle all that apply... There is no hospital or doctor's office nearby

[VAR] FEWHOSP

RESPONSE	PUNCH	03-07	2008	2009	2010	2011	2012	2013	2014	2016	2018	2021	2023	TOTAL
Yes	1	-	-	-	1.2	-	-	-	-	-	-	2.5	-	0.2
No	2	-	-	-	18.9	-	-	-	-	-	-	9.5	-	1.9
DK/NA	-8	-	-	-	0.1	-	-	-	-	-	-	0.0	-	0.0
IAP	-1	100.0	100.0	100.0	79.8	100.0	100.0	100.0	100.0	100.0	100.0	88.0	100.0	97.9
N		7276	1508	1599	1576	1535	1396	1294	1370	1051	1031	1205	1230	22071

**Table 2973 Reason for refraining to go see a doctor: does not know where to go**

[Questionnaire] (IF YOU REFRAINED) Why is it? Please circle all that apply... I do not know where to go

[VAR] NOTTOGO

RESPONSE	PUNCH	03-07	2008	2009	2010	2011	2012	2013	2014	2016	2018	2021	2023	TOTAL
Yes	1	-	-	-	2.3	-	-	-	-	-	-	1.7	-	0.3
No	2	-	-	-	17.8	-	-	-	-	-	-	10.3	-	1.8
DK/NA	-8	-	-	-	0.1	-	-	-	-	-	-	0.0	-	0.0
IAP	-1	100.0	100.0	100.0	79.8	100.0	100.0	100.0	100.0	100.0	100.0	88.0	100.0	97.9
N		7276	1508	1599	1576	1535	1396	1294	1370	1051	1031	1205	1230	22071

**Table 2974 Reason for refraining to go see a doctor: has no transportation**

[Questionnaire] (IF YOU REFRAINED) Why is it? Please circle all that apply... I have no transportation

[VAR] NOCAR

RESPONSE	PUNCH	03-07	2008	2009	2010	2011	2012	2013	2014	2016	2018	2021	2023	TOTAL
Yes	1	-	-	-	1.8	-	-	-	-	-	-	1.2	-	0.2
No	2	-	-	-	18.3	-	-	-	-	-	-	10.6	-	1.9
DK/NA	-8	-	-	-	0.1	-	-	-	-	-	-	0.2	-	0.0
IAP	-1	100.0	100.0	100.0	79.8	100.0	100.0	100.0	100.0	100.0	100.0	88.0	100.0	97.9
N		7276	1508	1599	1576	1535	1396	1294	1370	1051	1031	1205	1230	22071

**Table 2975 Reason for refraining to go see a doctor: does not like to see a doctor**

[Questionnaire] (IF YOU REFRAINED) Why is it? Please circle all that apply... I do not like to see a doctor

[VAR] HATEHOSP

RESPONSE	PUNCH	03-07	2008	2009	2010	2011	2012	2013	2014	2016	2018	2021	2023	TOTAL
Yes	1	-	-	-	10.1	-	-	-	-	-	-	6.4	-	1.1
No	2	-	-	-	10.0	-	-	-	-	-	-	5.6	-	1.0
DK/NA	-8	-	-	-	0.1	-	-	-	-	-	-	0.0	-	0.0
IAP	-1	100.0	100.0	100.0	79.8	100.0	100.0	100.0	100.0	100.0	100.0	88.0	100.0	97.9
N		7276	1508	1599	1576	1535	1396	1294	1370	1051	1031	1205	1230	22071

**Table 2976 Reason for refraining to go see a doctor: there is no time to see a doctor**

[Questionnaire] (IF YOU REFRAINED) Why is it? Please circle all that apply... There is no time to see a doctor

[VAR] NOTIME

RESPONSE	PUNCH	03-07	2008	2009	2010	2011	2012	2013	2014	2016	2018	2021	2023	TOTAL
Yes	1	-	-	-	5.0	-	-	-	-	-	-	4.0	-	0.6
No	2	-	-	-	15.1	-	-	-	-	-	-	8.0	-	1.5
DK/NA	-8	-	-	-	0.1	-	-	-	-	-	-	0.0	-	0.0
IAP	-1	100.0	100.0	100.0	79.8	100.0	100.0	100.0	100.0	100.0	100.0	88.0	100.0	97.9
N		7276	1508	1599	1576	1535	1396	1294	1370	1051	1031	1205	1230	22071

**Table 2977 Reason for refraining to go see a doctor: thought that there is no need to go**

[Questionnaire] (IF YOU REFRAINED) Why is it? Please circle all that apply... I thought that there is no need to go

[VAR] NONEED

RESPONSE	PUNCH	03-07	2008	2009	2010	2011	2012	2013	2014	2016	2018	2021	2023	TOTAL
Yes	1	-	-	-	6.5	-	-	-	-	-	-	3.3	-	0.6
No	2	-	-	-	13.6	-	-	-	-	-	-	8.7	-	1.4
DK/NA	-8	-	-	-	0.1	-	-	-	-	-	-	0.0	-	0.0
IAP	-1	100.0	100.0	100.0	79.8	100.0	100.0	100.0	100.0	100.0	100.0	88.0	100.0	97.9
N		7276	1508	1599	1576	1535	1396	1294	1370	1051	1031	1205	1230	22071



**Table 2978 Reason for refraining to go see a doctor: does not have active health insurance**

[Questionnaire] (IF YOU REFRAINED) Why is it? Please circle all that apply... I do not have active health insurance

[VAR] NOINSR

RESPONSE	PUNCH	03-07	2008	2009	2010	2011	2012	2013	2014	2016	2018	2021	2023	TOTAL
Yes	1	-	-	-	1.1	-	-	-	-	-	-	0.7	-	0.1
No	2	-	-	-	19.0	-	-	-	-	-	-	11.4	-	2.0
DK/NA	-8	-	-	-	0.1	-	-	-	-	-	-	0.0	-	0.0
IAP	-1	100.0	100.0	100.0	79.8	100.0	100.0	100.0	100.0	100.0	100.0	88.0	100.0	97.9
N		7276	1508	1599	1576	1535	1396	1294	1370	1051	1031	1205	1230	22071

\*\*\* Keyword: Health

**Table 2979 Reason for refraining to go see a doctor: Other**

[Questionnaire] (IF YOU REFRAINED) Why is it? Please circle all that apply... Others

[VAR] OTHRSN

RESPONSE	PUNCH	03-07	2008	2009	2010	2011	2012	2013	2014	2016	2018	2021	2023	TOTAL
Yes	1	-	-	-	1.9	-	-	-	-	-	-	0.0	-	0.1
No	2	-	-	-	18.1	-	-	-	-	-	-	12.0	-	1.9
DK/NA	-8	-	-	-	0.2	-	-	-	-	-	-	0.0	-	0.0
IAP	-1	100.0	100.0	100.0	79.8	100.0	100.0	100.0	100.0	100.0	100.0	88.0	100.0	97.9
N		7276	1508	1599	1576	1535	1396	1294	1370	1051	1031	1205	1230	22071

**Table 2980 Ever had acupuncture or moxibustion (cupping) treatments during the last 12 months**

[Questionnaire] Have you ever received the following treatment during the last 12 months?... Acupuncture or moxibustion (cupping)

[VAR] ACUPNTUR

RESPONSE	PUNCH	03-07	2008	2009	2010	2011	2012	2013	2014	2016	2018	2021	2023	TOTAL
Yes	1	-	-	-	31.9	-	-	-	-	-	-	-	-	2.3
No	2	-	-	-	68.1	-	-	-	-	-	-	-	-	4.9
IAP	-1	100.0	100.0	100.0	0.0	100.0	100.0	100.0	100.0	100.0	100.0	100.0	100.0	92.9
N		7276	1508	1599	1576	1535	1396	1294	1370	1051	1031	1205	1230	22071

\*\*\* Keyword: Treatment

**Table 2981 Ever had oriental herbal medicine during the last 12 months**

[Questionnaire] Have you ever received the following treatment during the last 12 months?... Oriental herbal medicine

[VAR] HERB

RESPONSE	PUNCH	03-07	2008	2009	2010	2011	2012	2013	2014	2016	2018	2021	2023	TOTAL
Yes	1	-	-	-	20.6	-	-	-	-	-	-	10.0	-	2.0
No	2	-	-	-	79.1	-	-	-	-	-	-	90.0	-	10.6
DK/NA	-8	-	-	-	0.4	-	-	-	-	-	-	0.0	-	0.0
IAP	-1	100.0	100.0	100.0	0.0	100.0	100.0	100.0	100.0	100.0	100.0	0.0	100.0	87.4
N		7276	1508	1599	1576	1535	1396	1294	1370	1051	1031	1205	1230	22071

\*\*\* Keyword: Treatment

**Table 2982 Ever had Acupressure or clinical massage during the last 12 months**

[Questionnaire] Have you ever received the following treatment during the last 12 months?... Acupressure or clinical massage

[VAR] MASSAGE

RESPONSE	PUNCH	03-07	2008	2009	2010	2011	2012	2013	2014	2016	2018	2021	2023	TOTAL
Yes	1	-	-	-	15.9	-	-	-	-	-	-	-	-	1.1
No	2	-	-	-	83.8	-	-	-	-	-	-	-	-	6.0
DK/NA	-8	-	-	-	0.3	-	-	-	-	-	-	-	-	0.0
IAP	-1	100.0	100.0	100.0	0.0	100.0	100.0	100.0	100.0	100.0	100.0	100.0	100.0	92.9
N		7276	1508	1599	1576	1535	1396	1294	1370	1051	1031	1205	1230	22071

\*\*\* Keyword: Treatment

**Table 2983 Frequency of the relatives listening to personal problems or concerns for R**

[Questionnaire] During the past 12 months, did your kin (family or relatives) do the following things for you when you needed it? If yes, how often? Very often, often, sometimes or seldom?... Listening to personal problems or concerns

[VAR] CNSLTFAM

RESPONSE	PUNCH	03-07	2008	2009	2010	2011	2012	2013	2014	2016	2018	2021	2023	TOTAL
Very often	1	-	-	-	8.0	-	-	-	-	-	-	-	-	0.6
Often	2	-	-	-	19.0	-	-	-	-	-	-	-	-	1.4
Sometimes	3	-	-	-	28.4	-	-	-	-	-	-	-	-	2.0
Seldom	4	-	-	-	14.0	-	-	-	-	-	-	-	-	1.0
Not at all	5	-	-	-	14.1	-	-	-	-	-	-	-	-	1.0
No, do not have such needs	8	-	-	-	0.0	-	-	-	-	-	-	-	-	0.0
No such persons available	9	-	-	-	0.0	-	-	-	-	-	-	-	-	0.0
DK/NA	-8	-	-	-	16.3	-	-	-	-	-	-	-	-	1.2
IAP	-1	100.0	100.0	100.0	0.3	100.0	100.0	100.0	100.0	100.0	100.0	100.0	100.0	92.9
N		7276	1508	1599	1576	1535	1396	1294	1370	1051	1031	1205	1230	22071

\* SHOW CARD

\*\*\* Keyword: Family Members



**Table 2984 Frequency of the relatives providing financial support for R**

[Questionnaire] During the past 12 months, did your kin (family or relatives) do the following things for you when you needed it? If yes, how often? Very often, often, sometimes or seldom?... Providing financial support

[VAR] ECONFAM

RESPONSE	PUNCH	03-07	2008	2009	2010	2011	2012	2013	2014	2016	2018	2021	2023	TOTAL
Very often	1	-	-	-	6.6	-	-	-	-	-	-	-	-	0.5
Often	2	-	-	-	10.7	-	-	-	-	-	-	-	-	0.8
Sometimes	3	-	-	-	21.6	-	-	-	-	-	-	-	-	1.5
Seldom	4	-	-	-	16.9	-	-	-	-	-	-	-	-	1.2
Not at all	5	-	-	-	23.7	-	-	-	-	-	-	-	-	1.7
No, do not have such needs	8	-	-	-	0.0	-	-	-	-	-	-	-	-	0.0
No such persons available	9	-	-	-	0.0	-	-	-	-	-	-	-	-	0.0
DK/NA	-8	-	-	-	20.3	-	-	-	-	-	-	-	-	1.4
IAP	-1	100.0	100.0	100.0	0.3	100.0	100.0	100.0	100.0	100.0	100.0	100.0	100.0	92.9
N		7276	1508	1599	1576	1535	1396	1294	1370	1051	1031	1205	1230	22071

\* SHOW CARD

\*\*\* Keyword: Family Members

**Table 2985 Frequency of the relatives taking care of household chores for R**

[Questionnaire] During the past 12 months, did your kin (family or relatives) do the following things for you when you needed it? If yes, how often? Very often, often, sometimes or seldom?... Taking care of household chores (ex. housework, childcare, nursing care)

[VAR] OTHFAM

RESPONSE	PUNCH	03-07	2008	2009	2010	2011	2012	2013	2014	2016	2018	2021	2023	TOTAL
Very often	1	-	-	-	7.6	-	-	-	-	-	-	-	-	0.5
Often	2	-	-	-	13.3	-	-	-	-	-	-	-	-	0.9
Sometimes	3	-	-	-	21.6	-	-	-	-	-	-	-	-	1.5
Seldom	4	-	-	-	14.7	-	-	-	-	-	-	-	-	1.1
Not at all	5	-	-	-	23.2	-	-	-	-	-	-	-	-	1.7
No, do not have such needs	8	-	-	-	0.0	-	-	-	-	-	-	-	-	0.0
No such persons available	9	-	-	-	0.0	-	-	-	-	-	-	-	-	0.0
DK/NA	-8	-	-	-	19.4	-	-	-	-	-	-	-	-	1.4
IAP	-1	100.0	100.0	100.0	0.3	100.0	100.0	100.0	100.0	100.0	100.0	100.0	100.0	92.9
N		7276	1508	1599	1576	1535	1396	1294	1370	1051	1031	1205	1230	22071

\* SHOW CARD

\*\*\* Keyword: Family Members, Job, Children

**Table 2986 Frequency of non-kins listening to personal problems or concerns for R**

[Questionnaire] During the past 12 months, did your non-kin (friends, colleagues, or neighbors) do the following things for you when you needed it? If yes, how often? Very often, often, sometimes or seldom?... Listening to personal problems or concerns

[VAR] CNSLTOTH

RESPONSE	PUNCH	03-07	2008	2009	2010	2011	2012	2013	2014	2016	2018	2021	2023	TOTAL
Very often	1	-	-	-	7.4	-	-	-	-	-	-	-	-	0.5
Often	2	-	-	-	19.6	-	-	-	-	-	-	-	-	1.4
Sometimes	3	-	-	-	33.2	-	-	-	-	-	-	-	-	2.4
Seldom	4	-	-	-	9.0	-	-	-	-	-	-	-	-	0.6
Not at all	5	-	-	-	16.1	-	-	-	-	-	-	-	-	1.1
No, do not have such needs	8	-	-	-	0.0	-	-	-	-	-	-	-	-	0.0
No such persons available	9	-	-	-	0.0	-	-	-	-	-	-	-	-	0.0
DK/NA	-8	-	-	-	14.4	-	-	-	-	-	-	-	-	1.0
IAP	-1	100.0	100.0	100.0	0.3	100.0	100.0	100.0	100.0	100.0	100.0	100.0	100.0	92.9
N		7276	1508	1599	1576	1535	1396	1294	1370	1051	1031	1205	1230	22071

\* SHOW CARD

\*\*\* Keyword: Friends, Workplace, Colleagues, Neighbor

**Table 2987 Frequency of non-kins providing financial support for R**

[Questionnaire] During the past 12 months, did your non-kin (friends, colleagues, or neighbors) do the following things for you when you needed it? If yes, how often? Very often, often, sometimes or seldom?... Providing financial support

[VAR] ECONOTH

RESPONSE	PUNCH	03-07	2008	2009	2010	2011	2012	2013	2014	2016	2018	2021	2023	TOTAL
Very often	1	-	-	-	1.4	-	-	-	-	-	-	-	-	0.1
Often	2	-	-	-	3.9	-	-	-	-	-	-	-	-	0.3
Sometimes	3	-	-	-	13.0	-	-	-	-	-	-	-	-	0.9
Seldom	4	-	-	-	19.9	-	-	-	-	-	-	-	-	1.4
Not at all	5	-	-	-	38.3	-	-	-	-	-	-	-	-	2.7
No, do not have such needs	8	-	-	-	0.0	-	-	-	-	-	-	-	-	0.0
No such persons available	9	-	-	-	0.0	-	-	-	-	-	-	-	-	0.0
DK/NA	-8	-	-	-	23.2	-	-	-	-	-	-	-	-	1.7
IAP	-1	100.0	100.0	100.0	0.3	100.0	100.0	100.0	100.0	100.0	100.0	100.0	100.0	92.9
N		7276	1508	1599	1576	1535	1396	1294	1370	1051	1031	1205	1230	22071

\* SHOW CARD

\*\*\* Keyword: Friends, Workplace, Colleagues, Neighbor



**Table 2988 Frequency of non-kins taking care of household chores for R**

[Questionnaire] During the past 12 months, did your non-kin (friends, colleagues, or neighbors) do the following things for you when you needed it? If yes, how often? Very often, often, sometimes or seldom?... Taking care of household chores (ex. housework, childcare, nursing care)

[VAR] OTHHLP

RESPONSE	PUNCH	03-07	2008	2009	2010	2011	2012	2013	2014	2016	2018	2021	2023	TOTAL
Very often	1	-	-	-	1.7	-	-	-	-	-	-	-	-	0.1
Often	2	-	-	-	4.5	-	-	-	-	-	-	-	-	0.3
Sometimes	3	-	-	-	15.6	-	-	-	-	-	-	-	-	1.1
Seldom	4	-	-	-	17.8	-	-	-	-	-	-	-	-	1.3
Not at all	5	-	-	-	37.1	-	-	-	-	-	-	-	-	2.6
No, do not have such needs	8	-	-	-	0.0	-	-	-	-	-	-	-	-	0.0
No such persons available	9	-	-	-	0.0	-	-	-	-	-	-	-	-	0.0
DK/NA	-8	-	-	-	23.0	-	-	-	-	-	-	-	-	1.6
IAP	-1	100.0	100.0	100.0	0.3	100.0	100.0	100.0	100.0	100.0	100.0	100.0	100.0	92.9
N		7276	1508	1599	1576	1535	1396	1294	1370	1051	1031	1205	1230	22071

\* SHOW CARD

\*\*\* Keyword: Friends, Workplace, Colleagues, Neighbor, Job, Children

**Table 2989 Frequency of professional workers listening to personal problems or concerns for R**

[Questionnaire] During the past 12 months, did your professional workers (social workers, caretakers, or therapists) do the following things for you when you needed it? If yes, how often? Very often, often, sometimes or seldom?...

Listening to personal problems or concerns

[VAR] CNSLTEXP

RESPONSE	PUNCH	03-07	2008	2009	2010	2011	2012	2013	2014	2016	2018	2021	2023	TOTAL
Very often	1	-	-	-	1.0	-	-	-	-	-	-	-	-	0.1
Often	2	-	-	-	1.0	-	-	-	-	-	-	-	-	0.1
Sometimes	3	-	-	-	2.5	-	-	-	-	-	-	-	-	0.2
Seldom	4	-	-	-	4.8	-	-	-	-	-	-	-	-	0.3
Not at all	5	-	-	-	42.5	-	-	-	-	-	-	-	-	3.0
No, do not have such needs	8	-	-	-	0.0	-	-	-	-	-	-	-	-	0.0
No such persons available	9	-	-	-	0.0	-	-	-	-	-	-	-	-	0.0
DK/NA	-8	-	-	-	27.7	-	-	-	-	-	-	-	-	2.0
IAP	-1	100.0	100.0	100.0	20.6	100.0	100.0	100.0	100.0	100.0	100.0	100.0	100.0	94.3
N		7276	1508	1599	1576	1535	1396	1294	1370	1051	1031	1205	1230	22071

\* SHOW CARD

**Table 2990 Frequency of professional workers providing financial support for R**

[Questionnaire] During the past 12 months, did your professional workers (social workers, caretakers, or therapists) do the following things for you when you needed it? If yes, how often? Very often, often, sometimes or seldom?...

Providing financial support

[VAR] ECONEXP

RESPONSE	PUNCH	03-07	2008	2009	2010	2011	2012	2013	2014	2016	2018	2021	2023	TOTAL
Very often	1	-	-	-	0.4	-	-	-	-	-	-	-	-	0.0
Often	2	-	-	-	0.8	-	-	-	-	-	-	-	-	0.1
Sometimes	3	-	-	-	1.1	-	-	-	-	-	-	-	-	0.1
Seldom	4	-	-	-	4.6	-	-	-	-	-	-	-	-	0.3
Not at all	5	-	-	-	44.3	-	-	-	-	-	-	-	-	3.2
No, do not have such needs	8	-	-	-	0.0	-	-	-	-	-	-	-	-	0.0
No such persons available	9	-	-	-	0.0	-	-	-	-	-	-	-	-	0.0
DK/NA	-8	-	-	-	28.4	-	-	-	-	-	-	-	-	2.0
IAP	-1	100.0	100.0	100.0	20.4	100.0	100.0	100.0	100.0	100.0	100.0	100.0	100.0	94.3
N		7276	1508	1599	1576	1535	1396	1294	1370	1051	1031	1205	1230	22071

\* SHOW CARD

**Table 2991 Frequency of professional workers taking care of household chores for R**

[Questionnaire] During the past 12 months, did your professional workers (social workers, caretakers, or therapists) do the following things for you when you needed it? If yes, how often? Very often, often, sometimes or seldom?...

Taking care of household chores (ex. housework, childcare, nursing care)

[VAR] OTHEXP

RESPONSE	PUNCH	03-07	2008	2009	2010	2011	2012	2013	2014	2016	2018	2021	2023	TOTAL
Very often	1	-	-	-	0.8	-	-	-	-	-	-	-	-	0.1
Often	2	-	-	-	0.8	-	-	-	-	-	-	-	-	0.1
Sometimes	3	-	-	-	2.6	-	-	-	-	-	-	-	-	0.2
Seldom	4	-	-	-	4.6	-	-	-	-	-	-	-	-	0.3
Not at all	5	-	-	-	42.6	-	-	-	-	-	-	-	-	3.0
No, do not have such needs	8	-	-	-	0.0	-	-	-	-	-	-	-	-	0.0
No such persons available	9	-	-	-	0.0	-	-	-	-	-	-	-	-	0.0
DK/NA	-8	-	-	-	28.2	-	-	-	-	-	-	-	-	2.0
IAP	-1	100.0	100.0	100.0	20.3	100.0	100.0	100.0	100.0	100.0	100.0	100.0	100.0	94.3
N		7276	1508	1599	1576	1535	1396	1294	1370	1051	1031	1205	1230	22071

\* SHOW CARD

\*\*\* Keyword: Job, Children



**Table 2992 Environmental problem1: Air pollution**

[Questionnaire] How severe are the following issues in the area of your local residence?... Air pollution

[VAR] AIRPOL

RESPONSE	PUNCH	03-07	2008	2009	2010	2011	2012	2013	2014	2016	2018	2021	2023	TOTAL
Very severe	1	-	-	-	8.2	-	-	-	8.7	-	-	-	-	1.1
Somewhat severe	2	-	-	-	29.0	-	-	-	35.8	-	-	-	-	4.3
Not so severe	3	-	-	-	49.1	-	-	-	46.5	-	-	-	-	6.4
Not severe at all	4	-	-	-	13.5	-	-	-	9.0	-	-	-	-	1.5
DK/NA	-8	-	-	-	0.3	-	-	-	0.0	-	-	-	-	0.0
IAP	-1	100.0	100.0	100.0	0.0	100.0	100.0	100.0	0.0	100.0	100.0	100.0	100.0	86.7
N		7276	1508	1599	1576	1535	1396	1294	1370	1051	1031	1205	1230	22071

\* SHOW CARD

\*\*\* Keyword: Environment, Air Pollution

**Table 2993 Environmental problem2: Water pollution**

[Questionnaire] How severe are the following issues in the area of your local residence?... Water pollution

[VAR] WATERPOL

RESPONSE	PUNCH	03-07	2008	2009	2010	2011	2012	2013	2014	2016	2018	2021	2023	TOTAL
Very severe	1	-	-	-	6.2	-	-	-	5.8	-	-	-	-	0.8
Somewhat severe	2	-	-	-	24.6	-	-	-	28.7	-	-	-	-	3.5
Not so severe	3	-	-	-	54.1	-	-	-	56.3	-	-	-	-	7.4
Not severe at all	4	-	-	-	14.7	-	-	-	9.3	-	-	-	-	1.6
DK/NA	-8	-	-	-	0.4	-	-	-	0.0	-	-	-	-	0.0
IAP	-1	100.0	100.0	100.0	0.0	100.0	100.0	100.0	0.0	100.0	100.0	100.0	100.0	86.7
N		7276	1508	1599	1576	1535	1396	1294	1370	1051	1031	1205	1230	22071

\* SHOW CARD

\*\*\* Keyword: Environment

**Table 2994 Environmental problem3: Noise pollution**

[Questionnaire] How severe are the following issues in the area of your local residence?... Noise pollution

[VAR] NOISE

RESPONSE	PUNCH	03-07	2008	2009	2010	2011	2012	2013	2014	2016	2018	2021	2023	TOTAL
Very severe	1	-	-	-	15.4	-	-	-	11.2	-	-	-	-	1.8
Somewhat severe	2	-	-	-	31.8	-	-	-	35.4	-	-	-	-	4.5
Not so severe	3	-	-	-	38.2	-	-	-	43.7	-	-	-	-	5.4
Not severe at all	4	-	-	-	14.5	-	-	-	9.7	-	-	-	-	1.6
DK/NA	-8	-	-	-	0.1	-	-	-	0.0	-	-	-	-	0.0
IAP	-1	100.0	100.0	100.0	0.0	100.0	100.0	100.0	0.0	100.0	100.0	100.0	100.0	86.7
N		7276	1508	1599	1576	1535	1396	1294	1370	1051	1031	1205	1230	22071

\* SHOW CARD

\*\*\* Keyword: Environment, Noise Pollution

**Table 2995 R's neighborhood1: Being suitable for doing exercise such as jogging or walking**

[Questionnaire] We would like to ask about the area 1km (approximately 15 minutes on foot) around your home. To

what extent do you agree or disagree with each of the following statements?... The neighborhood is suitable for doing exercise such as jogging or walking

[VAR] GOOD2WLK

RESPONSE	PUNCH	03-07	2008	2009	2010	2011	2012	2013	2014	2016	2018	2021	2023	TOTAL
Strongly agree	1	-	-	-	45.7	-	-	-	46.7	-	-	24.0	-	7.5
Somewhat agree	2	-	-	-	30.7	-	-	-	33.6	-	-	49.7	-	7.0
Neither agree nor disagree	3	-	-	-	7.7	-	-	-	6.2	-	-	17.8	-	1.9
Somewhat disagree	4	-	-	-	10.4	-	-	-	8.8	-	-	7.7	-	1.7
Strongly disagree	5	-	-	-	5.3	-	-	-	4.7	-	-	0.7	-	0.7
DK/NA	-8	-	-	-	0.2	-	-	-	0.0	-	-	0.0	-	0.0
IAP	-1	100.0	100.0	100.0	0.0	100.0	100.0	100.0	0.0	100.0	100.0	0.0	100.0	81.2
N		7276	1508	1599	1576	1535	1396	1294	1370	1051	1031	1205	1230	22071

\* SHOW CARD

\*\*\* Keyword: Physical Exercise

**Table 2996 R's neighborhood2: Having a large selection of fresh fruits and/or vegetable**

[Questionnaire] We would like to ask about the area 1km (approximately 15 minutes on foot) around your home. To

what extent do you agree or disagree with each of the following statements?... A large selection of fresh fruits and/or vegetable is available in the neighborhood

[VAR] FRESHVEG

RESPONSE	PUNCH	03-07	2008	2009	2010	2011	2012	2013	2014	2016	2018	2021	2023	TOTAL
Strongly agree	1	-	-	-	31.4	-	-	-	33.3	-	-	22.0	-	5.5
Somewhat agree	2	-	-	-	29.3	-	-	-	36.7	-	-	48.0	-	7.0
Neither agree nor disagree	3	-	-	-	15.9	-	-	-	18.7	-	-	21.7	-	3.5
Somewhat disagree	4	-	-	-	15.9	-	-	-	8.0	-	-	7.1	-	2.0
Strongly disagree	5	-	-	-	7.2	-	-	-	3.3	-	-	1.2	-	0.8
DK/NA	-8	-	-	-	0.2	-	-	-	0.0	-	-	0.0	-	0.0
IAP	-1	100.0	100.0	100.0	0.0	100.0	100.0	100.0	0.0	100.0	100.0	0.0	100.0	81.2
N		7276	1508	1599	1576	1535	1396	1294	1370	1051	1031	1205	1230	22071

\* SHOW CARD



**Table 2997 R's neighborhood3: Having adequate public facilities(community center, library, park, etc)**

[Questionnaire] We would like to ask about the area 1km (approximately 15 minutes on foot) around your home. To what extent do you agree or disagree with each of the following statements?... The neighborhood has adequate public facilities(community center, library, park, etc.)

[VAR] FACILITY

RESPONSE	PUNCH	03-07	2008	2009	2010	2011	2012	2013	2014	2016	2018	2021	2023	TOTAL
Strongly agree	1	-	-	-	25.1	-	-	-	27.9	-	-	18.8	-	4.5
Somewhat agree	2	-	-	-	28.6	-	-	-	35.1	-	-	44.0	-	6.6
Neither agree nor disagree	3	-	-	-	12.9	-	-	-	13.5	-	-	23.6	-	3.0
Somewhat disagree	4	-	-	-	18.6	-	-	-	15.3	-	-	11.2	-	2.9
Strongly disagree	5	-	-	-	14.5	-	-	-	8.2	-	-	2.4	-	1.7
DK/NA	-8	-	-	-	0.3	-	-	-	0.0	-	-	0.1	-	0.0
IAP	-1	100.0	100.0	100.0	0.0	100.0	100.0	100.0	0.0	100.0	100.0	0.0	100.0	81.2
N		7276	1508	1599	1576	1535	1396	1294	1370	1051	1031	1205	1230	22071

\* SHOW CARD

\*\*\* Keyword: Facilities

**Table 2998 R's neighborhood4: Safe**

[Questionnaire] We would like to ask about the area 1km (approximately 15 minutes on foot) around your home. To what extent do you agree or disagree with each of the following statements?... The neighborhood is safe

[VAR] SAFE

RESPONSE	PUNCH	03-07	2008	2009	2010	2011	2012	2013	2014	2016	2018	2021	2023	TOTAL
Strongly agree	1	-	-	-	25.4	-	-	-	25.8	-	-	19.9	-	4.5
Somewhat agree	2	-	-	-	32.0	-	-	-	39.3	-	-	54.7	-	7.7
Neither agree nor disagree	3	-	-	-	20.2	-	-	-	20.4	-	-	20.1	-	3.8
Somewhat disagree	4	-	-	-	17.1	-	-	-	11.8	-	-	4.7	-	2.2
Strongly disagree	5	-	-	-	4.9	-	-	-	2.5	-	-	0.5	-	0.5
DK/NA	-8	-	-	-	0.4	-	-	-	0.1	-	-	0.1	-	0.0
IAP	-1	100.0	100.0	100.0	0.0	100.0	100.0	100.0	0.0	100.0	100.0	0.0	100.0	81.2
N		7276	1508	1599	1576	1535	1396	1294	1370	1051	1031	1205	1230	22071

\* SHOW CARD

**Table 2999 R's neighborhood5: Neighbors are mutually concerned for each other**

[Questionnaire] We would like to ask about the area 1km (approximately 15 minutes on foot) around your home. To what extent do you agree or disagree with each of the following statements?... The neighbors are mutually concerned for each other

[VAR] CARES

RESPONSE	PUNCH	03-07	2008	2009	2010	2011	2012	2013	2014	2016	2018	2021	2023	TOTAL
Strongly agree	1	-	-	-	13.7	-	-	-	13.4	-	-	6.9	-	2.2
Somewhat agree	2	-	-	-	28.0	-	-	-	28.3	-	-	37.3	-	5.8
Neither agree nor disagree	3	-	-	-	24.4	-	-	-	29.9	-	-	31.8	-	5.3
Somewhat disagree	4	-	-	-	23.4	-	-	-	20.5	-	-	21.4	-	4.1
Strongly disagree	5	-	-	-	10.1	-	-	-	7.7	-	-	2.3	-	1.3
DK/NA	-8	-	-	-	0.4	-	-	-	0.2	-	-	0.2	-	0.1
IAP	-1	100.0	100.0	100.0	0.0	100.0	100.0	100.0	0.0	100.0	100.0	0.0	100.0	81.2
N		7276	1508	1599	1576	1535	1396	1294	1370	1051	1031	1205	1230	22071

\* SHOW CARD

\*\*\* Keyword: Concern

**Table 3000 R's neighborhood6: Neighbors are willing to provide assistance when R is in need**

[Questionnaire] We would like to ask about the area 1km (approximately 15 minutes on foot) around your home. To what extent do you agree or disagree with each of the following statements?... The neighbors are willing to provide assistance when I am in need

[VAR] WILNGHLP

RESPONSE	PUNCH	03-07	2008	2009	2010	2011	2012	2013	2014	2016	2018	2021	2023	TOTAL
Strongly agree	1	-	-	-	12.4	-	-	-	14.3	-	-	6.2	-	2.1
Somewhat agree	2	-	-	-	25.0	-	-	-	27.9	-	-	34.5	-	5.4
Neither agree nor disagree	3	-	-	-	30.8	-	-	-	34.5	-	-	42.0	-	6.6
Somewhat disagree	4	-	-	-	20.6	-	-	-	17.1	-	-	15.2	-	3.4
Strongly disagree	5	-	-	-	11.0	-	-	-	6.2	-	-	1.8	-	1.3
DK/NA	-8	-	-	-	0.3	-	-	-	0.0	-	-	0.3	-	0.0
IAP	-1	100.0	100.0	100.0	0.0	100.0	100.0	100.0	0.0	100.0	100.0	0.0	100.0	81.2
N		7276	1508	1599	1576	1535	1396	1294	1370	1051	1031	1205	1230	22071

\* SHOW CARD

**Table 3001 Whether vaccinated against influenza during the last 12 months**

[Questionnaire] Were you vaccinated against influenza (of any type) during the last 12 months?

[VAR] VACCIN

RESPONSE	PUNCH	03-07	2008	2009	2010	2011	2012	2013	2014	2016	2018	2021	2023	TOTAL
Yes	1	-	-	-	31.2	-	-	-	-	-	-	44.9	-	4.7
No	2	-	-	-	68.7	-	-	-	-	-	-	54.9	-	7.9
DK/NA	-8	-	-	-	0.1	-	-	-	-	-	-	0.2	-	0.0
IAP	-1	100.0	100.0	100.0	0.0	100.0	100.0	100.0	100.0	100.0	100.0	0.0	100.0	87.4
N		7276	1508	1599	1576	1535	1396	1294	1370	1051	1031	1205	1230	22071

\*\*\* Keyword: Influenza



**Table 3002 Concerns for the new strain of influenza outbreak in 2009**

[Questionnaire] How much were you concerned about the new strain of influenza outbreak among people in 2009?

[VAR] WRRYINFLU

RESPONSE	PUNCH	03-07	2008	2009	2010	2011	2012	2013	2014	2016	2018	2021	2023	TOTAL
Very much	1	-	-	-	32.6	-	-	-	-	-	-	-	-	2.3
A little	2	-	-	-	32.6	-	-	-	-	-	-	-	-	2.3
Not so much	3	-	-	-	23.7	-	-	-	-	-	-	-	-	1.7
Not at all	4	-	-	-	11.0	-	-	-	-	-	-	-	-	0.8
DK/NA	-8	-	-	-	0.1	-	-	-	-	-	-	-	-	0.0
IAP	-1	100.0	100.0	100.0	0.0	100.0	100.0	100.0	100.0	100.0	100.0	100.0	100.0	92.9
N		7276	1508	1599	1576	1535	1396	1294	1370	1051	1031	1205	1230	22071

\*\*\* Keyword: Influenza

**Table 3003 Family members who need care**

[Questionnaire] Is there anyone among your family members, whether living together or not, who needs care because of a long-term physical or mental illness or disability, or is getting old and weak?

[VAR] NEEDCARE

RESPONSE	PUNCH	03-07	2008	2009	2010	2011	2012	2013	2014	2016	2018	2021	2023	TOTAL
Yes	1	-	-	-	21.8	-	-	-	-	-	-	11.5	-	2.2
No	2	-	-	-	78.2	-	-	-	-	-	-	88.0	-	10.4
DK/NA	-8	-	-	-	0.0	-	-	-	-	-	-	0.4	-	0.0
IAP	-1	100.0	100.0	100.0	0.0	100.0	100.0	100.0	100.0	100.0	100.0	0.0	100.0	87.4
N		7276	1508	1599	1576	1535	1396	1294	1370	1051	1031	1205	1230	22071

\*\*\* Keyword: Family Members, Barrier, Disease

**Table 3004 (If there are family members who need care) whether R is a major care giver for one of them**

[Questionnaire] (IF YOU HAVE) Are you the major care giver for at least one of them?

[VAR] RESPCARE

RESPONSE	PUNCH	03-07	2008	2009	2010	2011	2012	2013	2014	2016	2018	2021	2023	TOTAL
Yes	1	-	-	-	11.9	-	-	-	-	-	-	7.1	-	1.2
No	2	-	-	-	9.8	-	-	-	-	-	-	4.2	-	0.9
DK/NA	-8	-	-	-	0.1	-	-	-	-	-	-	0.1	-	0.0
IAP	-1	100.0	100.0	100.0	78.2	100.0	100.0	100.0	100.0	100.0	100.0	88.5	100.0	97.8
N		7276	1508	1599	1576	1535	1396	1294	1370	1051	1031	1205	1230	22071

**Table 3005 Feelings about getting older: I worry about not being able to get around on my own as I get older**

[Questionnaire] Next we would like to talk about your feelings about getting older. Please indicate how strongly you agree or disagree with the following statements... I worry about not being able to get around on my own as I get older

[VAR] WORRY1

RESPONSE	PUNCH	03-07	2008	2009	2010	2011	2012	2013	2014	2016	2018	2021	2023	TOTAL
Strongly agree	1	-	-	-	20.4	-	-	-	-	-	-	12.4	-	2.1
Somewhat agree	2	-	-	-	31.9	-	-	-	-	-	-	43.1	-	4.6
Neither agree nor disagree	3	-	-	-	13.8	-	-	-	-	-	-	21.7	-	2.2
Somewhat disagree	4	-	-	-	18.0	-	-	-	-	-	-	16.3	-	2.2
Strongly disagree	5	-	-	-	15.7	-	-	-	-	-	-	5.9	-	1.4
DK/NA	-8	-	-	-	0.1	-	-	-	-	-	-	0.7	-	0.0
IAP	-1	100.0	100.0	100.0	0.0	100.0	100.0	100.0	100.0	100.0	100.0	0.0	100.0	87.4
N		7276	1508	1599	1576	1535	1396	1294	1370	1051	1031	1205	1230	22071

\* SHOW CARD

**Table 3006 Feelings about getting older: I worry others will have to make decisions for me as I get older**

[Questionnaire] Next we would like to talk about your feelings about getting older. Please indicate how strongly you agree or disagree with the following statements... I worry others will have to make decisions for me as I get older

[VAR] WORRY2

RESPONSE	PUNCH	03-07	2008	2009	2010	2011	2012	2013	2014	2016	2018	2021	2023	TOTAL
Strongly agree	1	-	-	-	14.1	-	-	-	-	-	-	11.7	-	1.6
Somewhat agree	2	-	-	-	26.7	-	-	-	-	-	-	38.6	-	4.0
Neither agree nor disagree	3	-	-	-	16.6	-	-	-	-	-	-	24.3	-	2.5
Somewhat disagree	4	-	-	-	23.0	-	-	-	-	-	-	18.4	-	2.7
Strongly disagree	5	-	-	-	19.4	-	-	-	-	-	-	6.4	-	1.7
DK/NA	-8	-	-	-	0.2	-	-	-	-	-	-	0.6	-	0.0
IAP	-1	100.0	100.0	100.0	0.0	100.0	100.0	100.0	100.0	100.0	100.0	0.0	100.0	87.4
N		7276	1508	1599	1576	1535	1396	1294	1370	1051	1031	1205	1230	22071

\* SHOW CARD

\*\*\* Keyword: Decision

**Table 3007 Feelings about getting older: Financial dependence on others is one of my greatest fears about old age**

[Questionnaire] Next we would like to talk about your feelings about getting older. Please indicate how strongly you agree or disagree with the following statements... Financial dependence on others is one of my greatest fears about old age

[VAR] WORRY3

RESPONSE	PUNCH	03-07	2008	2009	2010	2011	2012	2013	2014	2016	2018	2021	2023	TOTAL
Strongly agree	1	-	-	-	16.4	-	-	-	-	-	-	13.8	-	1.9
Somewhat agree	2	-	-	-	27.9	-	-	-	-	-	-	36.1	-	4.0
Neither agree nor disagree	3	-	-	-	14.2	-	-	-	-	-	-	25.4	-	2.4
Somewhat disagree	4	-	-	-	23.5	-	-	-	-	-	-	19.2	-	2.7
Strongly disagree	5	-	-	-	17.8	-	-	-	-	-	-	4.9	-	1.5
DK/NA	-8	-	-	-	0.2	-	-	-	-	-	-	0.7	-	0.0
IAP	-1	100.0	100.0	100.0	0.0	100.0	100.0	100.0	100.0	100.0	100.0	0.0	100.0	87.4
N		7276	1508	1599	1576	1535	1396	1294	1370	1051	1031	1205	1230	22071

\* SHOW CARD



**Table 3008 Feelings about getting older: I worry that I will have to live with my adult children when I am older**

[Questionnaire] Next we would like to talk about your feelings about getting older. Please indicate how strongly you agree or disagree with the following statements... I worry that I will have to live with my adult children when I am older

[VAR] WORRY4

RESPONSE	PUNCH	03-07	2008	2009	2010	2011	2012	2013	2014	2016	2018	2021	2023	TOTAL
Strongly agree	1	-	-	-	8.0	-	-	-	-	-	-	5.0	-	0.8
Somewhat agree	2	-	-	-	15.9	-	-	-	-	-	-	25.2	-	2.5
Neither agree nor disagree	3	-	-	-	19.7	-	-	-	-	-	-	31.0	-	3.1
Somewhat disagree	4	-	-	-	27.3	-	-	-	-	-	-	27.0	-	3.4
Strongly disagree	5	-	-	-	28.9	-	-	-	-	-	-	9.7	-	2.6
DK/NA	-8	-	-	-	0.2	-	-	-	-	-	-	2.2	-	0.1
IAP	-1	100.0	100.0	100.0	0.1	100.0	100.0	100.0	100.0	100.0	100.0	0.0	100.0	87.4
N		7276	1508	1599	1576	1535	1396	1294	1370	1051	1031	1205	1230	22071

\* SHOW CARD

\*\*\* Keyword: Children

**Table 3009 Feelings about getting older: I worry that I will not be able to live with my adult children when I am older**

[Questionnaire] Next we would like to talk about your feelings about getting older. Please indicate how strongly you agree or disagree with the following statements... I worry that I will not be able to live with my adult children when I am older

[VAR] WORRY5

RESPONSE	PUNCH	03-07	2008	2009	2010	2011	2012	2013	2014	2016	2018	2021	2023	TOTAL
Strongly agree	1	-	-	-	5.3	-	-	-	-	-	-	3.1	-	0.5
Somewhat agree	2	-	-	-	8.7	-	-	-	-	-	-	18.6	-	1.6
Neither agree nor disagree	3	-	-	-	21.9	-	-	-	-	-	-	34.2	-	3.4
Somewhat disagree	4	-	-	-	30.1	-	-	-	-	-	-	29.3	-	3.8
Strongly disagree	5	-	-	-	33.7	-	-	-	-	-	-	12.4	-	3.1
DK/NA	-8	-	-	-	0.2	-	-	-	-	-	-	2.4	-	0.1
IAP	-1	100.0	100.0	100.0	0.1	100.0	100.0	100.0	100.0	100.0	100.0	0.0	100.0	87.4
N		7276	1508	1599	1576	1535	1396	1294	1370	1051	1031	1205	1230	22071

\* SHOW CARD

\*\*\* Keyword: Children

**Table 3010 Experience of excessive drinking**

[Questionnaire] Have you ever done or has anyone told you that you have done the following behavior excessively?...

Drinking

[VAR] TELLDRNK

RESPONSE	PUNCH	03-07	2008	2009	2010	2011	2012	2013	2014	2016	2018	2021	2023	TOTAL
Yes	1	-	-	-	22.0	-	-	-	-	-	-	-	-	1.6
No	2	-	-	-	78.0	-	-	-	-	-	-	-	-	5.6
IAP	-1	100.0	100.0	100.0	0.0	100.0	100.0	100.0	100.0	100.0	100.0	100.0	100.0	92.9
N		7276	1508	1599	1576	1535	1396	1294	1370	1051	1031	1205	1230	22071

\*\*\* Keyword: Drinking

**Table 3011 Experience of excessive smoking**

[Questionnaire] Have you ever done or has anyone told you that you have done the following behavior excessively?...

Smoking

[VAR] TELLSMOK

RESPONSE	PUNCH	03-07	2008	2009	2010	2011	2012	2013	2014	2016	2018	2021	2023	TOTAL
Yes	1	-	-	-	16.8	-	-	-	-	-	-	-	-	1.2
No	2	-	-	-	83.1	-	-	-	-	-	-	-	-	5.9
DK/NA	-8	-	-	-	0.1	-	-	-	-	-	-	-	-	0.0
IAP	-1	100.0	100.0	100.0	0.0	100.0	100.0	100.0	100.0	100.0	100.0	100.0	100.0	92.9
N		7276	1508	1599	1576	1535	1396	1294	1370	1051	1031	1205	1230	22071

\*\*\* Keyword: Smoking

**Table 3012 Experience of excessive gambling**

[Questionnaire] Have you ever done or has anyone told you that you have done the following behavior excessively?...

Gambling

[VAR] TELLGMBL

RESPONSE	PUNCH	03-07	2008	2009	2010	2011	2012	2013	2014	2016	2018	2021	2023	TOTAL
Yes	1	-	-	-	1.3	-	-	-	-	-	-	-	-	0.1
No	2	-	-	-	98.7	-	-	-	-	-	-	-	-	7.0
IAP	-1	100.0	100.0	100.0	0.0	100.0	100.0	100.0	100.0	100.0	100.0	100.0	100.0	92.9
N		7276	1508	1599	1576	1535	1396	1294	1370	1051	1031	1205	1230	22071

\*\*\* Keyword: Gambling

**Table 3013 Experience of excessive playing video/Internet games**

[Questionnaire] Have you ever done or has anyone told you that you have done the following behavior excessively?...

Video/Internet games (including cell phone games)

[VAR] TELLGAME

RESPONSE	PUNCH	03-07	2008	2009	2010	2011	2012	2013	2014	2016	2018	2021	2023	TOTAL
Yes	1	-	-	-	8.2	-	-	-	-	-	-	-	-	0.6
No	2	-	-	-	91.8	-	-	-	-	-	-	-	-	6.6
IAP	-1	100.0	100.0	100.0	0.0	100.0	100.0	100.0	100.0	100.0	100.0	100.0	100.0	92.9
N		7276	1508	1599	1576	1535	1396	1294	1370	1051	1031	1205	1230	22071

\*\*\* Keyword: Video, Internet, Gam



**Table 3014 Excessive drinking behavior of one of the people R is living together**

[Questionnaire] Is there anyone living together who has done the following behavior excessively?... Drinking

[VAR] FAMDRNK

RESPONSE	PUNCH	03-07	2008	2009	2010	2011	2012	2013	2014	2016	2018	2021	2023	TOTAL
Yes	1	-	-	-	13.3	-	-	-	-	-	-	-	-	0.9
No	2	-	-	-	78.6	-	-	-	-	-	-	-	-	5.6
DK/NA	-8	-	-	-	0.1	-	-	-	-	-	-	-	-	0.0
IAP	-1	100.0	100.0	100.0	8.0	100.0	100.0	100.0	100.0	100.0	100.0	100.0	100.0	93.4
N		7276	1508	1599	1576	1535	1396	1294	1370	1051	1031	1205	1230	22071

\*\*\* Keyword: Drinking

**Table 3015 Excessive smoking behavior of one of the people R is living together**

[Questionnaire] Is there anyone living together who has done the following behavior excessively?... Smoking

[VAR] FAMSMOK

RESPONSE	PUNCH	03-07	2008	2009	2010	2011	2012	2013	2014	2016	2018	2021	2023	TOTAL
Yes	1	-	-	-	15.2	-	-	-	-	-	-	-	-	1.1
No	2	-	-	-	76.7	-	-	-	-	-	-	-	-	5.5
DK/NA	-8	-	-	-	0.1	-	-	-	-	-	-	-	-	0.0
IAP	-1	100.0	100.0	100.0	8.0	100.0	100.0	100.0	100.0	100.0	100.0	100.0	100.0	93.4
N		7276	1508	1599	1576	1535	1396	1294	1370	1051	1031	1205	1230	22071

\*\*\* Keyword: Smoking

**Table 3016 Excessive gambling behavior of one of the people R is living together**

[Questionnaire] Is there anyone living together who has done the following behavior excessively?... Gambling

[VAR] FAMGMBL

RESPONSE	PUNCH	03-07	2008	2009	2010	2011	2012	2013	2014	2016	2018	2021	2023	TOTAL
Yes	1	-	-	-	1.3	-	-	-	-	-	-	-	-	0.1
No	2	-	-	-	90.5	-	-	-	-	-	-	-	-	6.5
DK/NA	-8	-	-	-	0.1	-	-	-	-	-	-	-	-	0.0
IAP	-1	100.0	100.0	100.0	8.0	100.0	100.0	100.0	100.0	100.0	100.0	100.0	100.0	93.4
N		7276	1508	1599	1576	1535	1396	1294	1370	1051	1031	1205	1230	22071

\*\*\* Keyword: Gambling

**Table 3017 Excessive behavior of playing video/Internet games of one of the people R is living together**

[Questionnaire] Is there anyone living together who has done the following behavior excessively?... Video/Internet games

(including cell phone games)

[VAR] FAMGAME

RESPONSE	PUNCH	03-07	2008	2009	2010	2011	2012	2013	2014	2016	2018	2021	2023	TOTAL
Yes	1	-	-	-	8.0	-	-	-	-	-	-	-	-	0.6
No	2	-	-	-	83.9	-	-	-	-	-	-	-	-	6.0
DK/NA	-8	-	-	-	0.1	-	-	-	-	-	-	-	-	0.0
IAP	-1	100.0	100.0	100.0	8.0	100.0	100.0	100.0	100.0	100.0	100.0	100.0	100.0	93.4
N		7276	1508	1599	1576	1535	1396	1294	1370	1051	1031	1205	1230	22071

\*\*\* Keyword: Video, Internet, Game

**Table 3018 Self-assessment on R's current weight**

[Questionnaire] What do you think about your current weight?

[VAR] CHNGWGHT

RESPONSE	PUNCH	03-07	2008	2009	2010	2011	2012	2013	2014	2016	2018	2021	2023	TOTAL
I would like to lose weight	1	-	-	-	16.2	-	-	-	-	-	-	-	-	1.2
I would like to lose weight a little	2	-	-	-	38.6	-	-	-	-	-	-	-	-	2.8
I would like to keep my weight as it is now	3	-	-	-	32.6	-	-	-	-	-	-	-	-	2.3
I would like to gain weight a little	4	-	-	-	9.7	-	-	-	-	-	-	-	-	0.7
I would like to gain weight	5	-	-	-	2.3	-	-	-	-	-	-	-	-	0.2
DK/NA	-8	-	-	-	0.6	-	-	-	-	-	-	-	-	0.0
IAP	-1	100.0	100.0	100.0	0.0	100.0	100.0	100.0	100.0	100.0	100.0	100.0	100.0	92.9
N		7276	1508	1599	1576	1535	1396	1294	1370	1051	1031	1205	1230	22071

\*\*\* Keyword: Weight

**Table 3019 Self-assessment on R's current body shape**

[Questionnaire] What do you think about your body shape?

[VAR] BDYSHAPE

RESPONSE	PUNCH	03-07	2008	2009	2010	2011	2012	2013	2014	2016	2018	2021	2023	TOTAL
A lot overweight	1	-	-	-	6.0	-	-	-	-	-	-	-	-	0.4
A little overweight	2	-	-	-	29.4	-	-	-	-	-	-	-	-	2.1
Neither underweight nor overweight	3	-	-	-	47.5	-	-	-	-	-	-	-	-	3.4
A little underweight	4	-	-	-	12.5	-	-	-	-	-	-	-	-	0.9
A lot underweight	5	-	-	-	4.6	-	-	-	-	-	-	-	-	0.3
DK/NA	-8	-	-	-	0.1	-	-	-	-	-	-	-	-	0.0
IAP	-1	100.0	100.0	100.0	0.0	100.0	100.0	100.0	100.0	100.0	100.0	100.0	100.0	92.9
N		7276	1508	1599	1576	1535	1396	1294	1370	1051	1031	1205	1230	22071

\*\*\* Keyword: Body Shape



**Table 3020 Self-rated health of spouse**

[Questionnaire] If you have a spouse, how is your spouse's health like in general?

[VAR] SPOSHLTH

RESPONSE	PUNCH	03-07	2008	2009	2010	2011	2012	2013	2014	2016	2018	2021	2023	TOTAL
Very good	1	-	-	-	-	-	-	-	-	-	-	9.6	-	0.5
Somewhat good	2	-	-	-	-	-	-	-	-	-	-	22.9	-	1.3
Good	3	-	-	-	-	-	-	-	-	-	-	21.3	-	1.2
Neither good nor bad	4	-	-	-	-	-	-	-	-	-	-	10.6	-	0.6
Bad	5	-	-	-	-	-	-	-	-	-	-	4.3	-	0.2
DK/NA	-8	-	-	-	-	-	-	-	-	-	-	1.7	-	0.1
IAP	-1	100.0	100.0	100.0	100.0	100.0	100.0	100.0	100.0	100.0	100.0	29.5	100.0	96.1
N		7276	1508	1599	1576	1535	1396	1294	1370	1051	1031	1205	1230	22071

\*\*\* Keyword: Health, Spouse

**Table 3021 (If R has a spouse) Spouse's health in general**

[Questionnaire] (If you have a spouse), How is your spouse's health like in general?

[VAR] SPOSHLTH23

RESPONSE	PUNCH	03-07	2008	2009	2010	2011	2012	2013	2014	2016	2018	2021	2023	TOTAL
Very good	1	-	-	-	-	-	-	-	-	-	-	-	10.2	0.6
Somewhat good	2	-	-	-	-	-	-	-	-	-	-	-	40.3	2.2
Good	3	-	-	-	-	-	-	-	-	-	-	-	12.0	0.7
Neither good nor bad	4	-	-	-	-	-	-	-	-	-	-	-	4.2	0.2
Bad	5	-	-	-	-	-	-	-	-	-	-	-	0.3	0.0
DK/NA	-8	-	-	-	-	-	-	-	-	-	-	-	1.1	0.1
IAP	-1	100.0	100.0	100.0	100.0	100.0	100.0	100.0	100.0	100.0	100.0	100.0	31.9	96.2
N		7276	1508	1599	1576	1535	1396	1294	1370	1051	1031	1205	1230	22071

\*\*\* Keyword: Health, Spouse

**Table 3022 R's physical condition**

[Questionnaire] In general, would you say your health is?

[VAR] HEALHTH21

RESPONSE	PUNCH	03-07	2008	2009	2010	2011	2012	2013	2014	2016	2018	2021	2023	TOTAL
Excellent	1	-	-	-	-	-	-	-	-	-	-	10.3	-	0.6
Very good	2	-	-	-	-	-	-	-	-	-	-	32.5	-	1.8
Good	3	-	-	-	-	-	-	-	-	-	-	31.5	-	1.7
Fair	4	-	-	-	-	-	-	-	-	-	-	18.6	-	1.0
Poor	5	-	-	-	-	-	-	-	-	-	-	7.0	-	0.4
DK/NA	-8	-	-	-	-	-	-	-	-	-	-	0.1	-	0.0
IAP	-1	100.0	100.0	100.0	100.0	100.0	100.0	100.0	100.0	100.0	100.0	0.0	100.0	94.5
N		7276	1508	1599	1576	1535	1396	1294	1370	1051	1031	1205	1230	22071

**Table 3023 Social activities interfered by physical and emotional problems**

[Questionnaire] During the past 4 weeks, how much of the time has your physical health or emotional problems interfered with your social activities (like visiting friends, relatives, etc.)?

[VAR] HARDSOC1

RESPONSE	PUNCH	03-07	2008	2009	2010	2011	2012	2013	2014	2016	2018	2021	2023	TOTAL
All of the time	1	-	-	-	-	-	-	-	-	-	-	0.7	0.2	0.0
Most of the time	2	-	-	-	-	-	-	-	-	-	-	5.1	4.4	0.5
Some of the time	3	-	-	-	-	-	-	-	-	-	-	17.1	14.0	1.7
A little of the time	4	-	-	-	-	-	-	-	-	-	-	39.6	33.5	4.0
None of the time	5	-	-	-	-	-	-	-	-	-	-	37.4	47.7	4.7
DK/NA	-8	-	-	-	-	-	-	-	-	-	-	0.1	0.2	0.0
IAP	-1	100.0	100.0	100.0	100.0	100.0	100.0	100.0	100.0	100.0	100.0	0.0	0.0	89.0
N		7276	1508	1599	1576	1535	1396	1294	1370	1051	1031	1205	1230	22071

\*\*\* Keyword: Health

**Table 3024 Having chronic disease: Hyperlipidemia**

[Questionnaire] Do you have chronic diseases or longstanding health problems? What are they? Please choose all that apply... Hyperlipidemia

[VAR] HYPERLIP

RESPONSE	PUNCH	03-07	2008	2009	2010	2011	2012	2013	2014	2016	2018	2021	2023	TOTAL
Yes	1	-	-	-	-	-	-	-	-	-	-	6.5	-	0.4
No	2	-	-	-	-	-	-	-	-	-	-	18.0	-	1.0
IAP	-1	100.0	100.0	100.0	100.0	100.0	100.0	100.0	100.0	100.0	100.0	75.5	100.0	98.7
N		7276	1508	1599	1576	1535	1396	1294	1370	1051	1031	1205	1230	22071

\*\*\* Keyword: Health

**Table 3025 Having chronic disease: Stroke**

[Questionnaire] Do you have chronic diseases or longstanding health problems? What are they? Please choose all that apply... Stroke

[VAR] STROKE21

RESPONSE	PUNCH	03-07	2008	2009	2010	2011	2012	2013	2014	2016	2018	2021	2023	TOTAL
Yes	1	-	-	-	-	-	-	-	-	-	-	0.5	-	0.0
No	2	-	-	-	-	-	-	-	-	-	-	24.0	-	1.3
IAP	-1	100.0	100.0	100.0	100.0	100.0	100.0	100.0	100.0	100.0	100.0	75.5	100.0	98.7
N		7276	1508	1599	1576	1535	1396	1294	1370	1051	1031	1205	1230	22071

\*\*\* Keyword: Health



**Table 3026 Having chronic disease: Cancer**

[Questionnaire] Do you have chronic diseases or longstanding health problems? What are they? Please choose all that apply... Cancer

[VAR] CANCER21

RESPONSE	PUNCH	03-07	2008	2009	2010	2011	2012	2013	2014	2016	2018	2021	2023	TOTAL
Yes	1	-	-	-	-	-	-	-	-	-	-	1.3	-	0.1
No	2	-	-	-	-	-	-	-	-	-	-	23.2	-	1.3
IAP	-1	100.0	100.0	100.0	100.0	100.0	100.0	100.0	100.0	100.0	100.0	75.5	100.0	98.7
N		7276	1508	1599	1576	1535	1396	1294	1370	1051	1031	1205	1230	22071

\*\*\* Keyword: Health

**Table 3027 Having chronic disease: Mental illness**

[Questionnaire] Do you have chronic diseases or longstanding health problems? What are they? Please choose all that apply... Mental illness

[VAR] MENTALIL

RESPONSE	PUNCH	03-07	2008	2009	2010	2011	2012	2013	2014	2016	2018	2021	2023	TOTAL
Yes	1	-	-	-	-	-	-	-	-	-	-	0.7	-	0.0
No	2	-	-	-	-	-	-	-	-	-	-	23.7	-	1.3
IAP	-1	100.0	100.0	100.0	100.0	100.0	100.0	100.0	100.0	100.0	100.0	75.5	100.0	98.7
N		7276	1508	1599	1576	1535	1396	1294	1370	1051	1031	1205	1230	22071

\*\*\* Keyword: Health

**Table 3028 Having chronic disease: Musculoskeletal disorders**

[Questionnaire] Do you have chronic diseases or longstanding health problems? What are they? Please choose all that apply... Musculoskeletal disorders (arthritis, back pain, knee pain, joint pain, rheumatism)

[VAR] MUSCULOS

RESPONSE	PUNCH	03-07	2008	2009	2010	2011	2012	2013	2014	2016	2018	2021	2023	TOTAL
Yes	1	-	-	-	-	-	-	-	-	-	-	9.0	-	0.5
No	2	-	-	-	-	-	-	-	-	-	-	15.5	-	0.8
IAP	-1	100.0	100.0	100.0	100.0	100.0	100.0	100.0	100.0	100.0	100.0	75.5	100.0	98.7
N		7276	1508	1599	1576	1535	1396	1294	1370	1051	1031	1205	1230	22071

\*\*\* Keyword: Health

**Table 3029 Having chronic disease: Kidney illness**

[Questionnaire] Do you have chronic diseases or longstanding health problems? What are they? Please choose all that apply... Kidney disease

[VAR] KIDNEYDI

RESPONSE	PUNCH	03-07	2008	2009	2010	2011	2012	2013	2014	2016	2018	2021	2023	TOTAL
Yes	1	-	-	-	-	-	-	-	-	-	-	0.4	-	0.0
No	2	-	-	-	-	-	-	-	-	-	-	24.0	-	1.3
DK/NA	-8	-	-	-	-	-	-	-	-	-	-	0.2	-	0.0
IAP	-1	100.0	100.0	100.0	100.0	100.0	100.0	100.0	100.0	100.0	100.0	75.5	100.0	98.7
N		7276	1508	1599	1576	1535	1396	1294	1370	1051	1031	1205	1230	22071

\*\*\* Keyword: Health

**Table 3030 Having chronic disease: Liver illness**

[Questionnaire] Do you have chronic diseases or longstanding health problems? What are they? Please choose all that apply... Liver disease

[VAR] LIVERDIS

RESPONSE	PUNCH	03-07	2008	2009	2010	2011	2012	2013	2014	2016	2018	2021	2023	TOTAL
Yes	1	-	-	-	-	-	-	-	-	-	-	0.5	-	0.0
No	2	-	-	-	-	-	-	-	-	-	-	24.0	-	1.3
IAP	-1	100.0	100.0	100.0	100.0	100.0	100.0	100.0	100.0	100.0	100.0	75.5	100.0	98.7
N		7276	1508	1599	1576	1535	1396	1294	1370	1051	1031	1205	1230	22071

\*\*\* Keyword: Health

**Table 3031 Having chronic disease: Digestive disease**

[Questionnaire] Do you have chronic diseases or longstanding health problems? What are they? Please choose all that apply... Digestive disease (ulcer)

[VAR] DIGESTIV

RESPONSE	PUNCH	03-07	2008	2009	2010	2011	2012	2013	2014	2016	2018	2021	2023	TOTAL
Yes	1	-	-	-	-	-	-	-	-	-	-	2.6	-	0.1
No	2	-	-	-	-	-	-	-	-	-	-	21.9	-	1.2
IAP	-1	100.0	100.0	100.0	100.0	100.0	100.0	100.0	100.0	100.0	100.0	75.5	100.0	98.7
N		7276	1508	1599	1576	1535	1396	1294	1370	1051	1031	1205	1230	22071

\*\*\* Keyword: Health

**Table 3032 Nearsighted**

[Questionnaire] Now, let me ask you some questions about your eyesight. Are you nearsighted?

[VAR] MYOPIA

RESPONSE	PUNCH	03-07	2008	2009	2010	2011	2012	2013	2014	2016	2018	2021	2023	TOTAL
Yes	1	-	-	-	-	-	-	-	-	-	-	23.3	-	1.3
No	2	-	-	-	-	-	-	-	-	-	-	74.5	-	4.1
DK/NA	-8	-	-	-	-	-	-	-	-	-	-	2.2	-	0.1
IAP	-1	100.0	100.0	100.0	100.0	100.0	100.0	100.0	100.0	100.0	100.0	00.0	100.0	94.5
N		7276	1508	1599	1576	1535	1396	1294	1370	1051	1031	1205	1230	22071



**Table 3033 Wear glasses or contact lenses**

[Questionnaire] Do you usually wear glasses or contact lenses?

[VAR] GLASLEN

RESPONSE	PUNCH	03-07	2008	2009	2010	2011	2012	2013	2014	2016	2018	2021	2023	TOTAL
Yes	1	-	-	-	-	-	-	-	-	-	-	15.1	-	0.8
No	2	-	-	-	-	-	-	-	-	-	-	8.2	-	0.4
DK/NA	-8	-	-	-	-	-	-	-	-	-	-	0.0	-	0.0
IAP	-1	100.0	100.0	100.0	100.0	100.0	100.0	100.0	100.0	100.0	100.0	76.7	100.0	98.7
N		7276	1508	1599	1576	1535	1396	1294	1370	1051	1031	1205	1230	22071

**Table 3034 Smoking including e-cigarettes**

[Questionnaire] Do you smoke? (e-cigarettes included)

[VAR] SMOKEELE

RESPONSE	PUNCH	03-07	2008	2009	2010	2011	2012	2013	2014	2016	2018	2021	2023	TOTAL
I smoke	1	-	-	-	-	-	-	-	-	-	-	18.3	-	1.0
I used to but I quit	2	-	-	-	-	-	-	-	-	-	-	18.3	-	1.0
I've rarely/never	3	-	-	-	-	-	-	-	-	-	-	63.5	-	3.5
DK/NA	-8	-	-	-	-	-	-	-	-	-	-	0.0	-	0.0
IAP	-1	100.0	100.0	100.0	100.0	100.0	100.0	100.0	100.0	100.0	100.0	0.0	100.0	94.5
N		7276	1508	1599	1576	1535	1396	1294	1370	1051	1031	1205	1230	22071

\*\*\* Keyword: Cigarettes

**Table 3035 Time spent for walking**

[Questionnaire] How much time do you spend walking on a weekday? This includes at work and at home as your daily routine, walking to travel from place to place, and any other walking that you do for recreation, exercise, or leisure.

[VAR] WALKHRS

RESPONSE	PUNCH	03-07	2008	2009	2010	2011	2012	2013	2014	2016	2018	2021	2023	TOTAL
Less than 15 minutes	1	-	-	-	-	-	-	-	-	-	-	16.2	-	0.9
15-29 minutes	2	-	-	-	-	-	-	-	-	-	-	20.9	-	1.1
30-59 minutes	3	-	-	-	-	-	-	-	-	-	-	35.3	-	1.9
60-89 minutes	4	-	-	-	-	-	-	-	-	-	-	16.7	-	0.9
Over 90 minutes	5	-	-	-	-	-	-	-	-	-	-	10.4	-	0.6
DK/NA	-8	-	-	-	-	-	-	-	-	-	-	0.6	-	0.0
IAP	-1	100.0	100.0	100.0	100.0	100.0	100.0	100.0	100.0	100.0	100.0	0.0	100.0	94.5
N		7276	1508	1599	1576	1535	1396	1294	1370	1051	1031	1205	1230	22071

\*\*\* Keyword: Physical Exercise

**Table 3036 Time spent for physical activity**

[Questionnaire] 1. How long do you do physical activities per week that make you breathe somewhat harder than normal or much harder than normal? (This includes jogging, bicycling, exercising, carrying loads, physical labor, household chores, etc.) Do not include walking.

[VAR] PHSYHRS

RESPONSE	PUNCH	03-07	2008	2009	2010	2011	2012	2013	2014	2016	2018	2021	2023	TOTAL
None	1	-	-	-	-	-	-	-	-	-	-	34.1	-	1.9
Less than 15 minutes	2	-	-	-	-	-	-	-	-	-	-	10.6	-	0.6
15-29 minutes	3	-	-	-	-	-	-	-	-	-	-	9.9	-	0.5
30-59 minutes	4	-	-	-	-	-	-	-	-	-	-	16.2	-	0.9
About an hour	5	-	-	-	-	-	-	-	-	-	-	12.4	-	0.7
About 2 hours	6	-	-	-	-	-	-	-	-	-	-	7.1	-	0.4
About 3 hours	7	-	-	-	-	-	-	-	-	-	-	4.2	-	0.2
About 4 hours	8	-	-	-	-	-	-	-	-	-	-	1.6	-	0.1
About 5 hours	9	-	-	-	-	-	-	-	-	-	-	1.6	-	0.1
More than 6 hours	10	-	-	-	-	-	-	-	-	-	-	2.0	-	0.1
DK/NA	-8	-	-	-	-	-	-	-	-	-	-	0.3	-	0.0
IAP	-1	100.0	100.0	100.0	100.0	100.0	100.0	100.0	100.0	100.0	100.0	0.0	100.0	94.5
N		7276	1508	1599	1576	1535	1396	1294	1370	1051	1031	1205	1230	22071

\*\*\* Keyword: Physical Exercise

**Table 3037 Hours spent for sitting**

[Questionnaire] How much time do you spend sitting on a week day? This includes all the time spent sitting, for example sitting at a desk, reading, sitting or lying down to watch television, etc.

[VAR] SITHRS, SITMIN

RESPONSE	PUNCH	03-07	2008	2009	2010	2011	2012	2013	2014	2016	2018	2021	2023	TOTAL
Not at all	0	-	-	-	-	-	-	-	-	-	-	0.0	-	0.0
Less than 2 hours	1	-	-	-	-	-	-	-	-	-	-	4.3	-	0.2
Within 2 to 4 hours	2	-	-	-	-	-	-	-	-	-	-	25.2	-	1.4
Within 4 to 6 hours	3	-	-	-	-	-	-	-	-	-	-	27.1	-	1.5
Within 6 to 8 hours	4	-	-	-	-	-	-	-	-	-	-	17.5	-	1.0
More than 8 hours	5	-	-	-	-	-	-	-	-	-	-	22.5	-	1.2
DK/NA	-8	-	-	-	-	-	-	-	-	-	-	3.4	-	0.2
IAP	-1	100.0	100.0	100.0	100.0	100.0	100.0	100.0	100.0	100.0	100.0	0.0	100.0	94.5
N		7276	1508	1599	1576	1535	1396	1294	1370	1051	1031	1205	1230	22071



**Table 3038 Time spent for sleep**

[Questionnaire] How many hours of actual sleep do you get on a week day? This may be different than the number of hours you spend in bed. Please do not include time for napping.

[VAR] SLEEPHRS

RESPONSE	PUNCH	03-07	2008	2009	2010	2011	2012	2013	2014	2016	2018	2021	2023	TOTAL
Not at all	0	-	-	-	-	-	-	-	-	-	-	0.1	-	0.0
Less than 2 hours	1	-	-	-	-	-	-	-	-	-	-	0.2	-	0.0
Within 2 to 4 hours	2	-	-	-	-	-	-	-	-	-	-	0.5	-	0.0
Within 4 to 6 hours	3	-	-	-	-	-	-	-	-	-	-	7.5	-	0.4
Within 6 to 8 hours	4	-	-	-	-	-	-	-	-	-	-	65.7	-	3.6
More than 8 hours	5	-	-	-	-	-	-	-	-	-	-	24.6	-	1.3
DK/NA	-8	-	-	-	-	-	-	-	-	-	-	1.4	-	0.1
IAP	-1	100.0	100.0	100.0	100.0	100.0	100.0	100.0	100.0	100.0	100.0	0.0	100.0	94.5
N		7276	1508	1599	1576	1535	1396	1294	1370	1051	1031	1205	1230	22071

\*\*\* Keyword: Sleep

**Table 3039 Sleep quality**

[Questionnaire] During the past month, how would you rate your sleep quality overall?

[VAR] SLEEPQOL

RESPONSE	PUNCH	03-07	2008	2009	2010	2011	2012	2013	2014	2016	2018	2021	2023	TOTAL
Very good	1	-	-	-	-	-	-	-	-	-	-	12.5	-	0.7
Pretty good	2	-	-	-	-	-	-	-	-	-	-	62.9	-	3.4
Pretty bad	3	-	-	-	-	-	-	-	-	-	-	22.9	-	1.3
Very bad	4	-	-	-	-	-	-	-	-	-	-	1.6	-	0.1
DK/NA	-8	-	-	-	-	-	-	-	-	-	-	0.1	-	0.0
IAP	-1	100.0	100.0	100.0	100.0	100.0	100.0	100.0	100.0	100.0	100.0	0.0	100.0	94.5
N		7276	1508	1599	1576	1535	1396	1294	1370	1051	1031	1205	1230	22071

\*\*\* Keyword: Sleep

**Table 3040 R hesitated to go to the hospital to avoid getting infected with covid-19**

[Questionnaire] (IF YOU REFRAINED) Why is it? Please circle all that apply... I didn't want to get infected with COVID-19

[VAR] NOCOVID

RESPONSE	PUNCH	03-07	2008	2009	2010	2011	2012	2013	2014	2016	2018	2021	2023	TOTAL
Yes	1	-	-	-	-	-	-	-	-	-	-	3.9	-	0.2
No	2	-	-	-	-	-	-	-	-	-	-	8.1	-	0.4
DK/NA	-8	-	-	-	-	-	-	-	-	-	-	0.0	-	0.0
IAP	-1	100.0	100.0	100.0	100.0	100.0	100.0	100.0	100.0	100.0	100.0	88.0	100.0	99.3
N		7276	1508	1599	1576	1535	1396	1294	1370	1051	1031	1205	1230	22071

\*\*\* Keyword: COVID-19

**Table 3041 Treatment that R has received : Acupuncture**

[Questionnaire] Have you ever received the following treatment during the last 12 months?... Acupuncture

[VAR] ACUPNTR1

RESPONSE	PUNCH	03-07	2008	2009	2010	2011	2012	2013	2014	2016	2018	2021	2023	TOTAL
Yes	1	-	-	-	-	-	-	-	-	-	-	22.7	-	1.2
No	2	-	-	-	-	-	-	-	-	-	-	77.3	-	4.2
DK/NA	-8	-	-	-	-	-	-	-	-	-	-	0.0	-	0.0
IAP	-1	100.0	100.0	100.0	100.0	100.0	100.0	100.0	100.0	100.0	100.0	0.0	100.0	94.5
N		7276	1508	1599	1576	1535	1396	1294	1370	1051	1031	1205	1230	22071

\*\*\* Keyword: Treatment

**Table 3042 Treatment that R has received : Moxibustion**

[Questionnaire] Have you ever received the following treatment during the last 12 months?... Moxibustion

[VAR] MOXIBUS1

RESPONSE	PUNCH	03-07	2008	2009	2010	2011	2012	2013	2014	2016	2018	2021	2025	TOTAL
Yes	1	-	-	-	-	-	-	-	-	-	-	14.4	-	0.8
No	2	-	-	-	-	-	-	-	-	-	-	85.5	-	4.7
DK/NA	-8	-	-	-	-	-	-	-	-	-	-	0.1	-	0.0
IAP	-1	100.0	100.0	100.0	100.0	100.0	100.0	100.0	100.0	100.0	100.0	0.0	100.0	94.5
N		7276	1508	1599	1576	1535	1396	1294	1370	1051	1031	1205	1230	22071

\*\*\* Keyword: Treatment

**Table 3043 Treatment that R has received : Cupping**

[Questionnaire] Have you ever received the following treatment during the last 12 months?... Cupping

[VAR] CUPPING1

RESPONSE	PUNCH	03-07	2008	2009	2010	2011	2012	2013	2014	2016	2018	2021	2023	TOTAL
Yes	1	-	-	-	-	-	-	-	-	-	-	14.4	-	0.8
No	2	-	-	-	-	-	-	-	-	-	-	85.6	-	4.7
DK/NA	-8	-	-	-	-	-	-	-	-	-	-	0.0	-	0.0
IAP	-1	100.0	100.0	100.0	100.0	100.0	100.0	100.0	100.0	100.0	100.0	0.0	100.0	94.5
N		7276	1508	1599	1576	1535	1396	1294	1370	1051	1031	1205	1230	22071

\*\*\* Keyword: Treatment



**Table 3044 Treatment that R has received : Oriental herbal medicine**

[Questionnaire] Have you ever received the following treatment during the last 12 months?... Acupressure/*Chuna* manual therapy

[VAR] ACUPRES1

RESPONSE	PUNCH	03-07	2008	2009	2010	2011	2012	2013	2014	2016	2018	2021	2023	TOTAL
Yes	1	-	-	-	-	-	-	-	-	-	-	7.0	-	0.4
No	2	-	-	-	-	-	-	-	-	-	-	93.0	-	5.1
DK/NA	-8	-	-	-	-	-	-	-	-	-	-	0.0	-	0.0
IAP	-1	100.0	100.0	100.0	100.0	100.0	100.0	100.0	100.0	100.0	100.0	0.0	100.0	94.5
N		7276	1508	1599	1576	1535	1396	1294	1370	1051	1031	1205	1230	22071

\*\*\* Keyword: Treatment

**Table 3045 Anyone who listened to your troubles**

[Questionnaire] Did anyone listen to your concerns in general when you needed it during the last 12 months?

[VAR] WRYPERSO

RESPONSE	PUNCH	03-07	2008	2009	2010	2011	2012	2013	2014	2016	2018	2021	2023	TOTAL
Yes	1	-	-	-	-	-	-	-	-	-	-	76.8	-	4.2
No	2	-	-	-	-	-	-	-	-	-	-	14.7	-	0.8
I did not have any concern	3	-	-	-	-	-	-	-	-	-	-	8.1	-	0.4
DK/NA	-8	-	-	-	-	-	-	-	-	-	-	0.3	-	0.0
IAP	-1	100.0	100.0	100.0	100.0	100.0	100.0	100.0	100.0	100.0	100.0	0.0	100.0	94.5
N		7276	1508	1599	1576	1535	1396	1294	1370	1051	1031	1205	1230	22071

**Table 3046 Who listened to your troubles: Family**

[Questionnaire] Who were they? Please pick all... A family member that lives with you

[VAR] WRYFAMIL

RESPONSE	PUNCH	03-07	2008	2009	2010	2011	2012	2013	2014	2016	2018	2021	2023	TOTAL
Yes	1	-	-	-	-	-	-	-	-	-	-	57.7	-	3.1
No	2	-	-	-	-	-	-	-	-	-	-	19.2	-	1.0
DK/NA	-8	-	-	-	-	-	-	-	-	-	-	0.0	-	0.0
IAP	-1	100.0	100.0	100.0	100.0	100.0	100.0	100.0	100.0	100.0	100.0	23.2	100.0	95.8
N		7276	1508	1599	1576	1535	1396	1294	1370	1051	1031	1205	1230	22071

\*\*\* Keyword: Family

**Table 3047 Who listened to your troubles: Relatives**

[Questionnaire] Who were they? Please pick all... Other relatives (including family members who doesn't live with you)

[VAR] WRYRELAT

RESPONSE	PUNCH	03-07	2008	2009	2010	2011	2012	2013	2014	2016	2018	2021	2023	TOTAL
Yes	1	-	-	-	-	-	-	-	-	-	-	17.1	-	0.9
No	2	-	-	-	-	-	-	-	-	-	-	59.5	-	3.2
DK/NA	-8	-	-	-	-	-	-	-	-	-	-	0.2	-	0.0
IAP	-1	100.0	100.0	100.0	100.0	100.0	100.0	100.0	100.0	100.0	100.0	23.2	100.0	95.8
N		7276	1508	1599	1576	1535	1396	1294	1370	1051	1031	1205	1230	22071

\*\*\* Keyword: Family

**Table 3048 Who listened to your troubles: Co-workers**

[Questionnaire] Who were they? Please pick all... A colleague

[VAR] WRYCOWOR

RESPONSE	PUNCH	03-07	2008	2009	2010	2011	2012	2013	2014	2016	2018	2021	2023	TOTAL
Yes	1	-	-	-	-	-	-	-	-	-	-	19.1	-	1.0
No	2	-	-	-	-	-	-	-	-	-	-	57.4	-	3.1
DK/NA	-8	-	-	-	-	-	-	-	-	-	-	0.3	-	0.0
IAP	-1	100.0	100.0	100.0	100.0	100.0	100.0	100.0	100.0	100.0	100.0	23.2	100.0	95.8
N		7276	1508	1599	1576	1535	1396	1294	1370	1051	1031	1205	1230	22071

\*\*\* Keyword: Colleagues

**Table 3049 Who listened to your troubles: Neighbors**

[Questionnaire] Who were they? Please pick all... A neighbor

[VAR] WRYNEIGH

RESPONSE	PUNCH	03-07	2008	2009	2010	2011	2012	2013	2014	2016	2018	2021	2023	TOTAL
Yes	1	-	-	-	-	-	-	-	-	-	-	13.1	-	0.7
No	2	-	-	-	-	-	-	-	-	-	-	63.4	-	3.5
DK/NA	-8	-	-	-	-	-	-	-	-	-	-	0.3	-	0.0
IAP	-1	100.0	100.0	100.0	100.0	100.0	100.0	100.0	100.0	100.0	100.0	23.2	100.0	95.8
N		7276	1508	1599	1576	1535	1396	1294	1370	1051	1031	1205	1230	22071

\*\*\* Keyword: Neighbor

**Table 3050 Who listened to your troubles: Friend**

[Questionnaire] Who were they? Please pick all... A friend

[VAR] WRYFRIND

RESPONSE	PUNCH	03-07	2008	2009	2010	2011	2012	2013	2014	2016	2018	2021	2023	TOTAL
Yes	1	-	-	-	-	-	-	-	-	-	-	64.2	-	3.5
No	2	-	-	-	-	-	-	-	-	-	-	12.5	-	0.7
DK/NA	-8	-	-	-	-	-	-	-	-	-	-	0.1	-	0.0
IAP	-1	100.0	100.0	100.0	100.0	100.0	100.0	100.0	100.0	100.0	100.0	23.2	100.0	95.8
N		7276	1508	1599	1576	1535	1396	1294	1370	1051	1031	1205	1230	22071

\*\*\* Keyword: Friends



**Table 3051 Who listened to your troubles: Professionals**

[Questionnaire] Who were they? Please pick all... A professional (helper, therapist, doctor, etc.)

[VAR] WRYPROFE

RESPONSE	PUNCH	03-07	2008	2009	2010	2011	2012	2013	2014	2016	2018	2021	2023	TOTAL
Yes	1	-	-	-	-	-	-	-	-	-	-	2.0	-	0.1
No	2	-	-	-	-	-	-	-	-	-	-	74.6	-	4.1
DK/NA	-8	-	-	-	-	-	-	-	-	-	-	0.2	-	0.0
IAP	-1	100.0	100.0	100.0	100.0	100.0	100.0	100.0	100.0	100.0	100.0	23.2	100.0	95.8
N		7276	1508	1599	1576	1535	1396	1294	1370	1051	1031	1205	1230	22071

**Table 3052 Who listened to your troubles: Etc**

[Questionnaire] Who were they? Please pick all... Other(Specify: )

[VAR] WRYETC

RESPONSE	PUNCH	03-07	2008	2009	2010	2011	2012	2013	2014	2016	2018	2021	2023	TOTAL
Yes	1	-	-	-	-	-	-	-	-	-	-	1.2	-	0.1
No	2	-	-	-	-	-	-	-	-	-	-	75.7	-	4.1
DK/NA	-8	-	-	-	-	-	-	-	-	-	-	0.0	-	0.0
IAP	-1	100.0	100.0	100.0	100.0	100.0	100.0	100.0	100.0	100.0	100.0	23.2	100.0	95.8
N		7276	1508	1599	1576	1535	1396	1294	1370	1051	1031	1205	1230	22071

**Table 3053 Worried about getting infected with covid-19**

[Questionnaire] Worried about getting infected with covid-19

[VAR] WRYCOVID

RESPONSE	PUNCH	03-07	2008	2009	2010	2011	2012	2013	2014	2016	2018	2021	2023	TOTAL
A lot	1	-	-	-	-	-	-	-	-	-	-	29.1	-	1.6
A little	2	-	-	-	-	-	-	-	-	-	-	50.8	-	2.8
Not a lot	3	-	-	-	-	-	-	-	-	-	-	18.8	-	1.0
Not at all	4	-	-	-	-	-	-	-	-	-	-	1.2	-	0.1
DK/NA	-8	-	-	-	-	-	-	-	-	-	-	0.1	-	0.0
IAP	-1	100.0	100.0	100.0	100.0	100.0	100.0	100.0	100.0	100.0	100.0	0.0	100.0	94.5
N		7276	1508	1599	1576	1535	1396	1294	1370	1051	1031	1205	1230	22071

\*\*\* Keyword: COVID-19

**Table 3054 Who's to blame when a person got infected: Their fault**

[Questionnaire] To what extent do you agree or disagree with the following?... If a person got infected with COVID-19, it would be their own fault

[VAR] COVIDBLAO

RESPONSE	PUNCH	03-07	2008	2009	2010	2011	2012	2013	2014	2016	2018	2021	2023	TOTAL
Agree	1	-	-	-	-	-	-	-	-	-	-	6.2	-	0.3
Somewhat agree	2	-	-	-	-	-	-	-	-	-	-	35.8	-	2.0
Somewhat disagree	3	-	-	-	-	-	-	-	-	-	-	46.1	-	2.5
Disagree	4	-	-	-	-	-	-	-	-	-	-	10.3	-	0.6
DK/NA	-8	-	-	-	-	-	-	-	-	-	-	1.6	-	0.1
IAP	-1	100.0	100.0	100.0	100.0	100.0	100.0	100.0	100.0	100.0	100.0	0.0	100.0	94.5
N		7276	1508	1599	1576	1535	1396	1294	1370	1051	1031	1205	1230	22071

\*\*\* Keyword: COVID-19

**Table 3055 Who's to blame when I got infected: My fault**

[Questionnaire] To what extent do you agree or disagree with the following?... If I got infected with COVID-19, it would be my own fault

[VAR] COVIDBLAI

RESPONSE	PUNCH	03-07	2008	2009	2010	2011	2012	2013	2014	2016	2018	2021	2023	TOTAL
Agree	1	-	-	-	-	-	-	-	-	-	-	6.8	-	0.4
Somewhat agree	2	-	-	-	-	-	-	-	-	-	-	40.1	-	2.2
Somewhat disagree	3	-	-	-	-	-	-	-	-	-	-	40.5	-	2.2
Disagree	4	-	-	-	-	-	-	-	-	-	-	11.0	-	0.6
DK/NA	-8	-	-	-	-	-	-	-	-	-	-	1.6	-	0.1
IAP	-1	100.0	100.0	100.0	100.0	100.0	100.0	100.0	100.0	100.0	100.0	0.0	100.0	94.5
N		7276	1508	1599	1576	1535	1396	1294	1370	1051	1031	1205	1230	22071

\*\*\* Keyword: COVID-19

**Table 3056 Meaning of health: Escaping physical pain**

[Questionnaire] The meaning of health can vary from person to person. When it comes to the meaning of health, how important is each of the following to you?... Escaping physical pain

[VAR] HLTHPHYS

RESPONSE	PUNCH	03-07	2008	2009	2010	2011	2012	2013	2014	2016	2018	2021	2023	TOTAL
Very important	1	-	-	-	-	-	-	-	-	-	-	44.1	-	2.4
Important	2	-	-	-	-	-	-	-	-	-	-	42.8	-	2.3
Somewhat important	3	-	-	-	-	-	-	-	-	-	-	11.0	-	0.6
Not important	4	-	-	-	-	-	-	-	-	-	-	1.6	-	0.1
DK/NA	-8	-	-	-	-	-	-	-	-	-	-	0.4	-	0.0
IAP	-1	100.0	100.0	100.0	100.0	100.0	100.0	100.0	100.0	100.0	100.0	0.0	100.0	94.5
N		7276	1508	1599	1576	1535	1396	1294	1370	1051	1031	1205	1230	22071

\*\*\* Keyword: Health, Pain



**Table 3057 Meaning of health: Psychological comfort**

[Questionnaire] The meaning of health can vary from person to person. When it comes to the meaning of health, how important is each of the following to you?... Psychological comfort

[VAR] HLTHMENT

RESPONSE	PUNCH	03-07	2008	2009	2010	2011	2012	2013	2014	2016	2018	2021	2023	TOTAL
Very important	1	-	-	-	-	-	-	-	-	-	-	52.9	-	2.9
Important	2	-	-	-	-	-	-	-	-	-	-	37.2	-	2.0
Somewhat important	3	-	-	-	-	-	-	-	-	-	-	8.0	-	0.4
Not important	4	-	-	-	-	-	-	-	-	-	-	1.8	-	0.1
DK/NA	-8	-	-	-	-	-	-	-	-	-	-	0.1	-	0.0
IAP	-1	100.0	100.0	100.0	100.0	100.0	100.0	100.0	100.0	100.0	100.0	0.0	100.0	94.5
N		7276	1508	1599	1576	1535	1396	1294	1370	1051	1031	1205	1230	22071

\*\*\* Keyword: Health

**Table 3058 Meaning of health: Performing family roles**

[Questionnaire] The meaning of health can vary from person to person. When it comes to the meaning of health, how important is each of the following to you?... Performing family roles/duties

[VAR] HLTHDUTY

RESPONSE	PUNCH	03-07	2008	2009	2010	2011	2012	2013	2014	2016	2018	2021	2023	TOTAL
Very important	1	-	-	-	-	-	-	-	-	-	-	35.4	-	1.9
Important	2	-	-	-	-	-	-	-	-	-	-	49.8	-	2.7
Somewhat important	3	-	-	-	-	-	-	-	-	-	-	13.2	-	0.7
Not important	4	-	-	-	-	-	-	-	-	-	-	1.6	-	0.1
DK/NA	-8	-	-	-	-	-	-	-	-	-	-	0.0	-	0.0
IAP	-1	100.0	100.0	100.0	100.0	100.0	100.0	100.0	100.0	100.0	100.0	0.0	100.0	94.5
N		7276	1508	1599	1576	1535	1396	1294	1370	1051	1031	1205	1230	22071

\*\*\* Keyword: Family, Health

**Table 3059 Meaning of health: performing work and social roles**

[Questionnaire] The meaning of health can vary from person to person. When it comes to the meaning of health, how important is each of the following to you?... Performing workplace/social roles and duties

[VAR] HLTHROLE

RESPONSE	PUNCH	03-07	2008	2009	2010	2011	2012	2013	2014	2016	2018	2021	2023	TOTAL
Very important	1	-	-	-	-	-	-	-	-	-	-	23.1	-	1.3
Important	2	-	-	-	-	-	-	-	-	-	-	56.2	-	3.1
Somewhat important	3	-	-	-	-	-	-	-	-	-	-	17.8	-	1.0
Not important	4	-	-	-	-	-	-	-	-	-	-	2.7	-	0.1
DK/NA	-8	-	-	-	-	-	-	-	-	-	-	0.2	-	0.0
IAP	-1	100.0	100.0	100.0	100.0	100.0	100.0	100.0	100.0	100.0	100.0	0.0	100.0	94.5
N		7276	1508	1599	1576	1535	1396	1294	1370	1051	1031	1205	1230	22071

\*\*\* Keyword: Health

**Table 3060 Need assistance when reading medication instructions**

[Questionnaire] How often do you need to have someone help you when you read prescriptions, pamphlets, or other written materials from your doctor or pharmacy?

[VAR] PRSCHELP

RESPONSE	PUNCH	03-07	2008	2009	2010	2011	2012	2013	2014	2016	2018	2021	2023	TOTAL
Never	1	-	-	-	-	-	-	-	-	-	-	34.7	-	1.9
Rarely	2	-	-	-	-	-	-	-	-	-	-	24.0	-	1.3
Sometimes	3	-	-	-	-	-	-	-	-	-	-	27.4	-	1.5
Often	4	-	-	-	-	-	-	-	-	-	-	11.8	-	0.6
Always	5	-	-	-	-	-	-	-	-	-	-	2.0	-	0.1
DK/NA	-8	-	-	-	-	-	-	-	-	-	-	0.1	-	0.0
IAP	-1	100.0	100.0	100.0	100.0	100.0	100.0	100.0	100.0	100.0	100.0	0.0	100.0	94.5
N		7276	1508	1599	1576	1535	1396	1294	1370	1051	1031	1205	1230	22071

## EASS 2012/2023 Network Social Capital

**Table 3061 Whether R is a member of or involved in1: Political association**

[Questionnaire] Are you a member of the following organizations or groups? If so, please indicate whether you are actively involved or not... Political association

[VAR] MEMB1

RESPONSE	PUNCH	03-07	2008	2009	2010	2011	2012	2013	2014	2016	2018	2021	2023	TOTAL
Yes, actively involved	1	-	-	-	-	-	1.1	-	-	-	-	-	1.4	0.1
Yes, but hardly involved	2	-	-	-	-	-	4.8	-	-	-	-	-	4.6	0.6
No	3	-	-	-	-	-	94.1	-	-	-	-	-	93.4	11.2
DK/NA	-8	-	-	-	-	-	0.0	-	-	-	-	-	0.6	0.0
IAP	-1	100.0	100.0	100.0	100.0	100.0	0.0	100.0	100.0	100.0	100.0	100.0	0.0	88.1
N		7276	1508	1599	1576	1535	1396	1294	1370	1051	1031	1205	1230	22071

\* SHOW CARD

\*\*\* Keyword: Political Meeting



**Table 3062 Whether R is a member of or involved in2: Residential/neighborhood association**

[Questionnaire] Are you a member of the following organizations or groups? If so, please indicate whether you are actively involved or not... Residential/neighborhood association

[VAR] MEMB2

RESPONSE	PUNCH	03-07	2008	2009	2010	2011	2012	2013	2014	2016	2018	2021	2023	TOTAL
Yes, actively involved	1	-	-	-	-	-	9.4	-	-	-	-	-	4.4	0.8
Yes, but hardly involved	2	-	-	-	-	-	12.8	-	-	-	-	-	13.4	1.6
No	3	-	-	-	-	-	77.8	-	-	-	-	-	81.6	9.5
DK/NA	-8	-	-	-	-	-	0.0	-	-	-	-	-	0.6	0.0
IAP	-1	100.0	100.0	100.0	100.0	100.0	0.0	100.0	100.0	100.0	100.0	100.0	0.0	88.1
N		7276	1508	1599	1576	1535	1396	1294	1370	1051	1031	1205	1230	22071

\* SHOW CARD

**Table 3063 Whether R is a member of or involved in3: Social service club**

[Questionnaire] Are you a member of the following organizations or groups? If so, please indicate whether you are actively involved or not... Social service club (Volunteer group/NPO)

[VAR] MEMB3

RESPONSE	PUNCH	03-07	2008	2009	2010	2011	2012	2013	2014	2016	2018	2021	2023	TOTAL
Yes, actively involved	1	-	-	-	-	-	8.3	-	-	-	-	-	3.5	0.7
Yes, but hardly involved	2	-	-	-	-	-	8.7	-	-	-	-	-	6.5	0.9
No	3	-	-	-	-	-	83.0	-	-	-	-	-	89.4	10.2
DK/NA	-8	-	-	-	-	-	0.0	-	-	-	-	-	0.6	0.0
IAP	-1	100.0	100.0	100.0	100.0	100.0	0.0	100.0	100.0	100.0	100.0	100.0	0.0	88.1
N		7276	1508	1599	1576	1535	1396	1294	1370	1051	1031	1205	1230	22071

\* SHOW CARD

\*\*\* Keyword: Community Service, Volunteer Activities

**Table 3064 Whether R is a member of or involved in4: Citizens' movement/ consumers' cooperative group**

[Questionnaire] Are you a member of the following organizations or groups? If so, please indicate whether you are actively involved or not... Citizens' movement/ Consumers' cooperative group

[VAR] MEMB4

RESPONSE	PUNCH	03-07	2008	2009	2010	2011	2012	2013	2014	2016	2018	2021	2023	TOTAL
Yes, actively involved	1	-	-	-	-	-	1.9	-	-	-	-	-	1.6	0.2
Yes, but hardly involved	2	-	-	-	-	-	5.4	-	-	-	-	-	5.2	0.6
No	3	-	-	-	-	-	92.7	-	-	-	-	-	92.4	11.0
DK/NA	-8	-	-	-	-	-	0.0	-	-	-	-	-	0.7	0.0
IAP	-1	100.0	100.0	100.0	100.0	100.0	0.0	100.0	100.0	100.0	100.0	100.0	0.0	88.1
N		7276	1508	1599	1576	1535	1396	1294	1370	1051	1031	1205	1230	22071

\* SHOW CARD

\*\*\* Keyword: Religion

**Table 3065 Whether R is a member of or involved in5: Religious group**

[Questionnaire] Are you a member of the following organizations or groups? If so, please indicate whether you are actively involved or not... Religious group

[VAR] MEMB5

RESPONSE	PUNCH	03-07	2008	2009	2010	2011	2012	2013	2014	2016	2018	2021	2023	TOTAL
Yes, actively involved	1	-	-	-	-	-	13.8	-	-	-	-	-	13.1	1.6
Yes, but hardly involved	2	-	-	-	-	-	15.2	-	-	-	-	-	11.9	1.6
No	3	-	-	-	-	-	71.0	-	-	-	-	-	74.5	8.6
DK/NA	-8	-	-	-	-	-	0.0	-	-	-	-	-	0.6	0.0
IAP	-1	100.0	100.0	100.0	100.0	100.0	0.0	100.0	100.0	100.0	100.0	100.0	0.0	88.1
N		7276	1508	1599	1576	1535	1396	1294	1370	1051	1031	1205	1230	22071

\* SHOW CARD

\*\*\* Keyword: Religion

**Table 3066 Whether R is a member of or involved in6: Alumni association**

[Questionnaire] Are you a member of the following organizations or groups? If so, please indicate whether you are actively involved or not... Alumni association

[VAR] MEMB6

RESPONSE	PUNCH	03-07	2008	2009	2010	2011	2012	2013	2014	2016	2018	2021	2023	TOTAL
Yes, actively involved	1	-	-	-	-	-	24.2	-	-	-	-	-	29.0	3.1
Yes, but hardly involved	2	-	-	-	-	-	29.1	-	-	-	-	-	31.9	3.6
No	3	-	-	-	-	-	46.7	-	-	-	-	-	38.5	5.1
DK/NA	-8	-	-	-	-	-	0.0	-	-	-	-	-	0.6	0.0
IAP	-1	100.0	100.0	100.0	100.0	100.0	0.0	100.0	100.0	100.0	100.0	100.0	0.0	88.1
N		7276	1508	1599	1576	1535	1396	1294	1370	1051	1031	1205	1230	22071

\* SHOW CARD

\*\*\* Keyword: Alumni Association

**Table 3067 Whether R is a member of or involved in7: Recreational association**

[Questionnaire] Are you a member of the following organizations or groups? If so, please indicate whether you are actively involved or not... Recreational association (hobby and sports)

[VAR] MEMB7

RESPONSE	PUNCH	03-07	2008	2009	2010	2011	2012	2013	2014	2016	2018	2021	2023	TOTAL
Yes, actively involved	1	-	-	-	-	-	26.3	-	-	-	-	-	24.1	3.0
Yes, but hardly involved	2	-	-	-	-	-	16.1	-	-	-	-	-	21.4	2.2
No	3	-	-	-	-	-	57.6	-	-	-	-	-	53.9	6.6
DK/NA	-8	-	-	-	-	-	0.0	-	-	-	-	-	0.6	0.0
IAP	-1	100.0	100.0	100.0	100.0	100.0	0.0	100.0	100.0	100.0	100.0	100.0	0.0	88.1
N		7276	1508	1599	1576	1535	1396	1294	1370	1051	1031	1205	1230	22071

\* SHOW CARD

\*\*\* Keyword: Leisure, Sport



**Table 3068 Whether R is a member of or involved in8: Labor union**

[Questionnaire] Are you a member of the following organizations or groups? If so, please indicate whether you are actively involved or not... Labor union

[VAR] MEMB8

RESPONSE	PUNCH	03-07	2008	2009	2010	2011	2012	2013	2014	2016	2018	2021	2023	TOTAL
Yes, actively involved	1	-	-	-	-	-	2.1	-	-	-	-	-	2.2	0.3
Yes, but hardly involved	2	-	-	-	-	-	5.9	-	-	-	-	-	6.4	0.7
No	3	-	-	-	-	-	92.0	-	-	-	-	-	90.2	10.8
DK/NA	-8	-	-	-	-	-	0.0	-	-	-	-	-	1.2	0.1
IAP	-1	100.0	100.0	100.0	100.0	100.0	0.0	100.0	100.0	100.0	100.0	100.0	0.0	88.1
N		7276	1508	1599	1576	1535	1396	1294	1370	1051	1031	1205	1230	22071

\* SHOW CARD

\*\*\* Keyword: Labor Union

**Table 3069 Whether R is a member of or involved in9: Occupational/professional association/ trade association**

[Questionnaire] Are you a member of the following organizations or groups? If so, please indicate whether you are actively involved or not... Occupational/Professional association/Trade association

[VAR] MEMB9

RESPONSE	PUNCH	03-07	2008	2009	2010	2011	2012	2013	2014	2016	2018	2021	2023	TOTAL
Yes, actively involved	1	-	-	-	-	-	6.5	-	-	-	-	-	5.8	0.7
Yes, but hardly involved	2	-	-	-	-	-	6.4	-	-	-	-	-	8.7	0.9
No	3	-	-	-	-	-	87.0	-	-	-	-	-	84.4	10.2
DK/NA	-8	-	-	-	-	-	0.0	-	-	-	-	-	1.1	0.1
IAP	-1	100.0	100.0	100.0	100.0	100.0	0.0	100.0	100.0	100.0	100.0	100.0	0.0	88.1
N		7276	1508	1599	1576	1535	1396	1294	1370	1051	1031	1205	1230	22071

\* SHOW CARD

\*\*\* Keyword: Occupation

**Table 3070 The most actively participated group during the last 12 months**

[Questionnaire] Among the organizations/groups you mentioned in (MEMB1, MEMB2, MEMB3, MEMB4, MEMB5, MEMB6, MEMB7, MEMB8, MEMB9), in which of them did you participate most actively in the last 12 months?

[VAR] MEMBACT

RESPONSE	PUNCH	03-07	2008	2009	2010	2011	2012	2013	2014	2016	2018	2021	2023	TOTAL
Political association	1	-	-	-	-	-	0.3	-	-	-	-	-	0.2	0.0
Residential/neighborhood association	2	-	-	-	-	-	6.7	-	-	-	-	-	3.1	0.6
Social service club	3	-	-	-	-	-	3.9	-	-	-	-	-	1.1	0.3
Citizens' movement/ Consumers' cooperative group	4	-	-	-	-	-	1.0	-	-	-	-	-	0.2	0.1
Religious group	5	-	-	-	-	-	14.8	-	-	-	-	-	13.0	1.7
Alumni association	6	-	-	-	-	-	24.1	-	-	-	-	-	25.3	2.9
Recreational association	7	-	-	-	-	-	20.9	-	-	-	-	-	28.2	2.9
Labor union	8	-	-	-	-	-	1.4	-	-	-	-	-	0.2	0.1
Occupational/ Professional association/ Trade association	9	-	-	-	-	-	3.7	-	-	-	-	-	2.7	0.4
DK/NA	-8	-	-	-	-	-	0.0	-	-	-	-	-	5.3	0.3
IAP	-1	100.0	100.0	100.0	100.0	100.0	23.2	100.0	100.0	100.0	100.0	100.0	20.7	90.7
N		7276	1508	1599	1576	1535	1396	1294	1370	1051	1031	1205	1230	22071

\* SHOW CARD

**Table 3071 Relationship among members for the most actively participated group**

[Questionnaire] Of this organization/group, which of the following best describes the relationships among the members?

[VAR] MEMBREL

RESPONSE	PUNCH	03-07	2008	2009	2010	2011	2012	2013	2014	2016	2018	2021	2023	TOTAL
There are clear authority lines between superiors and subordinates	1	-	-	-	-	-	6.2	-	-	-	-	-	-	0.4
There are superiors and subordinates, but members rotate in those roles	2	-	-	-	-	-	11.7	-	-	-	-	-	-	0.7
There are not clear authority lines, and members are mostly equal to each other	3	-	-	-	-	-	24.0	-	-	-	-	-	-	1.5
Members are fundamentally equal to each other	4	-	-	-	-	-	35.7	-	-	-	-	-	-	2.3
IAP	-1	100.0	100.0	100.0	100.0	100.0	22.5	100.0	100.0	100.0	100.0	100.0	100.0	95.1
N		7276	1508	1599	1576	1535	1396	1294	1370	1051	1031	1205	1230	22071

\* SHOW CARD

**Table 3072 How the members of the most actively participated group different from each other in the way of things**

[Questionnaire] Are members in this organization/group different from each other in the way they think and do things?

[VAR] MEMBWAY

RESPONSE	PUNCH	03-07	2008	2009	2010	2011	2012	2013	2014	2016	2018	2021	2023	TOTAL
Almost all members are similar to each other	1	-	-	-	-	-	32.4	-	-	-	-	-	-	2.0
There are more members who are similar than those who are different.	2	-	-	-	-	-	23.3	-	-	-	-	-	-	1.5
There are more members who are different than those who are similar	3	-	-	-	-	-	9.7	-	-	-	-	-	-	0.6
Almost all members are different from each other	4	-	-	-	-	-	12.1	-	-	-	-	-	-	0.8
IAP	-1	100.0	100.0	100.0	100.0	100.0	22.5	100.0	100.0	100.0	100.0	100.0	100.0	95.1
N		7276	1508	1599	1576	1535	1396	1294	1370	1051	1031	1205	1230	22071

\* SHOW CARD



**Table 3073 Average number of family members or relatives whom R has contacts with on a day(excluding the ones R lives with)**

[Questionnaire] On an ordinary day, with how many family members or relatives, excluding those who live with you, do you have contact through telephone, mails, internet, or face-to-face? Your best estimate is:

[VAR] CONTACTA

RESPONSE	PUNCH	03-07	2008	2009	2010	2011	2012	2013	2014	2016	2018	2021	2023	TOTAL
0	1	-	-	-	-	-	11.8	-	-	10.6	-	-	10.0	1.8
1-2	2	-	-	-	-	-	50.3	-	-	46.3	-	-	38.1	7.5
3-4	3	-	-	-	-	-	25.8	-	-	29.0	-	-	33.6	4.9
5-9	4	-	-	-	-	-	9.4	-	-	11.3	-	-	12.7	1.8
10-19	5	-	-	-	-	-	1.6	-	-	2.2	-	-	4.0	0.4
20-49	6	-	-	-	-	-	0.5	-	-	0.5	-	-	0.7	0.1
50-99	7	-	-	-	-	-	0.1	-	-	0.0	-	-	0.2	0.0
100 or more	8	-	-	-	-	-	0.0	-	-	0.1	-	-	0.2	0.0
DK/NA	-8	-	-	-	-	-	0.4	-	-	0.1	-	-	0.6	0.1
IAP	-1	100.0	100.0	100.0	100.0	100.0	0.0	100.0	100.0	0.0	100.0	100.0	0.0	83.4
N		7276	1508	1599	1576	1535	1396	1294	1370	1051	1031	1205	1230	22071

\* SHOW CARD

\*\*\* Keyword: Family Members, People You Live With, Internet, Contact

\*\*\*\* This variable is not included in the EASS module, but only 2016 KGSS included it

**Table 3074 Number of family members and relatives seen face-to-face per day**

[Questionnaire] On a typical day, how many of your family members or relatives (not including those you live with) do you see face-to-face?

[VAR] F2FFAMFQ

RESPONSE	PUNCH	03-07	2008	2009	2010	2011	2012	2013	2014	2016	2018	2021	2023	TOTAL
All or almost all of them	1	-	-	-	-	-	-	-	-	-	-	-	5.0	0.3
Most of them	2	-	-	-	-	-	-	-	-	-	-	-	15.7	0.9
About half of them	3	-	-	-	-	-	-	-	-	-	-	-	16.8	0.9
Some of them	4	-	-	-	-	-	-	-	-	-	-	-	32.3	1.8
None or almost none of them	5	-	-	-	-	-	-	-	-	-	-	-	19.5	1.1
DK/NA	-8	-	-	-	-	-	-	-	-	-	-	-	0.1	0.0
IAP	-1	100.0	100.0	100.0	100.0	100.0	100.0	100.0	100.0	100.0	100.0	100.0	10.6	95.0
N		7276	1508	1599	1576	1535	1396	1294	1370	1051	1031	1205	1230	22071

\* SHOW CARD

\*\*\* Keyword: Family Members, Relative, Contact

**Table 3075 Average number of people whom R has contacts on a day (excluding the family and relatives)**

[Questionnaire] On an ordinary day, with how many people other than family members or relatives do you have contact through telephone, mails, internet, or face-to-face? Your best estimate is:

[VAR] CONTACTB

RESPONSE	PUNCH	03-07	2008	2009	2010	2011	2012	2013	2014	2016	2018	2021	2023	TOTAL
0	1	-	-	-	-	-	6.7	-	-	4.0	-	-	4.6	0.9
1-2	2	-	-	-	-	-	29.6	-	-	24.6	-	-	25.0	4.4
3-4	3	-	-	-	-	-	22.9	-	-	22.4	-	-	38.4	4.7
5-9	4	-	-	-	-	-	22.7	-	-	26.6	-	-	20.2	3.8
10-19	5	-	-	-	-	-	11.3	-	-	14.2	-	-	8.2	1.8
20-49	6	-	-	-	-	-	4.7	-	-	4.5	-	-	2.5	0.6
50-99	7	-	-	-	-	-	1.0	-	-	1.3	-	-	0.5	0.2
100 or more	8	-	-	-	-	-	0.8	-	-	2.1	-	-	0.2	0.2
DK/NA	-8	-	-	-	-	-	0.3	-	-	0.3	-	-	0.5	0.1
IAP	-1	100.0	100.0	100.0	100.0	100.0	0.0	100.0	100.0	0.0	100.0	100.0	0.0	83.3
N		7276	1508	1599	1576	1535	1396	1294	1370	1051	1031	1205	1230	22071

\* SHOW CARD

\*\*\* Keyword: Family Members, Internet, Contact

\*\*\*\* This variable is not included in the EASS module, but only 2016 KGSS included it

**Table 3076 Number of people seen face-to-face who are not family members and relatives per day**

[Questionnaire] On a typical day, how many people do you see face-to-face who are not family members or relatives (not including those you live with)?

[VAR] F2FNOFMF

RESPONSE	PUNCH	03-07	2008	2009	2010	2011	2012	2013	2014	2016	2018	2021	2023	TOTAL
All or almost all of them	1	-	-	-	-	-	-	-	-	-	-	-	5.9	0.3
Most of them	2	-	-	-	-	-	-	-	-	-	-	-	23.7	1.3
About half of them	3	-	-	-	-	-	-	-	-	-	-	-	18.5	1.0
Some of them	4	-	-	-	-	-	-	-	-	-	-	-	39.8	2.2
None or almost none of them	5	-	-	-	-	-	-	-	-	-	-	-	6.7	0.4
DK/NA	-8	-	-	-	-	-	-	-	-	-	-	-	0.2	0.0
IAP	-1	100.0	100.0	100.0	100.0	100.0	100.0	100.0	100.0	100.0	100.0	100.0	5.0	94.7
N		7276	1508	1599	1576	1535	1396	1294	1370	1051	1031	1205	1230	22071

\* SHOW CARD

\*\*\* Keyword: Contact



**Table 3077 Social characteristics of the non-kins with the most frequent contact**

[Questionnaire] Among nonkin contacts with whom you frequently socialize, which of the following best describes social characteristics of these people?

[VAR] CNTPOSI

RESPONSE	PUNCH	03-07	2008	2009	2010	2011	2012	2013	2014	2016	2018	2021	2023	TOTAL
You have contact more with people who are socially higher than those who are lower.	1	-	-	-	-	-	11.7	-	-	-	-	-	9.2	1.3
The majority of people with whom you have contact are socially equivalent to you.	2	-	-	-	-	-	82.4	-	-	-	-	-	83.7	9.9
You have contact more with people who are socially lower than those who are higher.	3	-	-	-	-	-	5.9	-	-	-	-	-	4.3	0.6
DK/NA	-8	-	-	-	-	-	0.0	-	-	-	-	-	2.8	0.2
IAP	-1	100.0	100.0	100.0	100.0	100.0	0.0	100.0	100.0	100.0	100.0	100.0	0.0	88.1
N		7276	1508	1599	1576	1535	1396	1294	1370	1051	1031	1205	1230	22071

\* SHOW CARD

\*\*\* Keyword: Contact, Family Members

**Table 3078 Relatives, friends, or acquaintances1: Professors**

[Questionnaire] Do you have any relatives, friends, or acquaintances that fit the following occupational descriptions? An acquaintance is someone whom you know enough to have conversations with... Professor

[VAR] POSGEN1

RESPONSE	PUNCH	03-07	2008	2009	2010	2011	2012	2013	2014	2016	2018	2021	2023	TOTAL
Yes	1	-	-	-	-	-	30.6	-	-	-	-	-	20.3	3.1
No	2	-	-	-	-	-	69.4	-	-	-	-	-	79.6	8.8
DK/NA	-8	-	-	-	-	-	0.0	-	-	-	-	-	0.1	0.0
IAP	-1	100.0	100.0	100.0	100.0	100.0	0.0	100.0	100.0	100.0	100.0	100.0	0.0	88.1
N		7276	1508	1599	1576	1535	1396	1294	1370	1051	1031	1205	1230	22071

\* SHOW CARD

\*\*\* Keyword: Friends, Conversation

**Table 3079 Relatives, friends, or acquaintances2: Lawyers**

[Questionnaire] Do you have any relatives, friends, or acquaintances that fit the following occupational descriptions? An acquaintance is someone whom you know enough to have conversations with... Lawyer

[VAR] POSGEN2

RESPONSE	PUNCH	03-07	2008	2009	2010	2011	2012	2013	2014	2016	2018	2021	2023	TOTAL
Yes	1	-	-	-	-	-	18.0	-	-	-	-	-	16.9	2.1
No	2	-	-	-	-	-	82.0	-	-	-	-	-	82.8	9.8
DK/NA	-8	-	-	-	-	-	0.0	-	-	-	-	-	0.2	0.0
IAP	-1	100.0	100.0	100.0	100.0	100.0	0.0	100.0	100.0	100.0	100.0	100.0	0.0	88.1
N		7276	1508	1599	1576	1535	1396	1294	1370	1051	1031	1205	1230	22071

\* SHOW CARD

\*\*\* Keyword: Friends, Conversation, Lawye

**Table 3080 Relatives, friends, or acquaintances3: Nurses**

[Questionnaire] Do you have any relatives, friends, or acquaintances that fit the following occupational descriptions? An acquaintance is someone whom you know enough to have conversations with... Nurse

[VAR] POSGEN3

RESPONSE	PUNCH	03-07	2008	2009	2010	2011	2012	2013	2014	2016	2018	2021	2023	TOTAL
Yes	1	-	-	-	-	-	46.2	-	-	-	-	-	51.2	5.8
No	2	-	-	-	-	-	53.8	-	-	-	-	-	48.7	6.1
DK/NA	-8	-	-	-	-	-	0.0	-	-	-	-	-	0.1	0.0
IAP	-1	100.0	100.0	100.0	100.0	100.0	0.0	100.0	100.0	100.0	100.0	100.0	0.0	88.1
N		7276	1508	1599	1576	1535	1396	1294	1370	1051	1031	1205	1230	22071

\* SHOW CARD

\*\*\* Keyword: Friends, Conversation

**Table 3081 Relatives, friends, or acquaintances4: Computer programmers**

[Questionnaire] Do you have any relatives, friends, or acquaintances that fit the following occupational descriptions? An acquaintance is someone whom you know enough to have conversations with... Computer programmer

[VAR] POSGEN4

RESPONSE	PUNCH	03-07	2008	2009	2010	2011	2012	2013	2014	2016	2018	2021	2023	TOTAL
Yes	1	-	-	-	-	-	28.8	-	-	-	-	-	25.4	3.2
No	2	-	-	-	-	-	71.2	-	-	-	-	-	74.5	8.7
DK/NA	-8	-	-	-	-	-	0.0	-	-	-	-	-	0.2	0.0
IAP	-1	100.0	100.0	100.0	100.0	100.0	0.0	100.0	100.0	100.0	100.0	100.0	0.0	88.1
N		7276	1508	1599	1576	1535	1396	1294	1370	1051	1031	1205	1230	22071

\* SHOW CARD

\*\*\* Keyword: Friends, Conversation

**Table 3082 Relatives, friends, or acquaintances5: Middle school teachers**

[Questionnaire] Do you have any relatives, friends, or acquaintances that fit the following occupational descriptions? An acquaintance is someone whom you know enough to have conversations with... Middle school teacher

[VAR] POSGEN5

RESPONSE	PUNCH	03-07	2008	2009	2010	2011	2012	2013	2014	2016	2018	2021	2023	TOTAL
Yes	1	-	-	-	-	-	32.7	-	-	-	-	-	26.3	3.5
No	2	-	-	-	-	-	67.3	-	-	-	-	-	73.2	8.3
DK/NA	-8	-	-	-	-	-	0.0	-	-	-	-	-	0.6	0.0
IAP	-1	100.0	100.0	100.0	100.0	100.0	0.0	100.0	100.0	100.0	100.0	100.0	0.0	88.1
N		7276	1508	1599	1576	1535	1396	1294	1370	1051	1031	1205	1230	22071

\* SHOW CARD

\*\*\* Keyword: Friends, Conversation, School Teacher



**Table 3083 Relatives, friends, or acquaintances6: Personnel managers**

[Questionnaire] Do you have any relatives, friends, or acquaintances that fit the following occupational descriptions? An acquaintance is someone whom you know enough to have conversations with... Personnel manager

[VAR] POSGEN6

RESPONSE	PUNCH	03-07	2008	2009	2010	2011	2012	2013	2014	2016	2018	2021	2023	TOTAL
Yes	1	-	-	-	-	-	21.9	-	-	-	-	-	22.3	2.6
No	2	-	-	-	-	-	78.1	-	-	-	-	-	77.0	9.2
DK/NA	-8	-	-	-	-	-	0.0	-	-	-	-	-	0.7	0.0
IAP	-1	100.0	100.0	100.0	100.0	100.0	0.0	100.0	100.0	100.0	100.0	100.0	0.0	88.1
N		7276	1508	1599	1576	1535	1396	1294	1370	1051	1031	1205	1230	22071

\* SHOW CARD

\*\*\* Keyword: Friends, Conversation

**Table 3084 Relatives, friends, or acquaintances7: Farmers**

[Questionnaire] Do you have any relatives, friends, or acquaintances that fit the following occupational descriptions? An acquaintance is someone whom you know enough to have conversations with... Farmer

[VAR] POSGEN7

RESPONSE	PUNCH	03-07	2008	2009	2010	2011	2012	2013	2014	2016	2018	2021	2023	TOTAL
Yes	1	-	-	-	-	-	53.9	-	-	-	-	-	50.2	6.2
No	2	-	-	-	-	-	46.1	-	-	-	-	-	49.6	5.7
DK/NA	-8	-	-	-	-	-	0.0	-	-	-	-	-	0.2	0.0
IAP	-1	100.0	100.0	100.0	100.0	100.0	0.0	100.0	100.0	100.0	100.0	100.0	0.0	88.1
N		7276	1508	1599	1576	1535	1396	1294	1370	1051	1031	1205	1230	22071

\* SHOW CARD

\*\*\* Keyword: Friends, Conversation, Farmer

**Table 3085 Relatives, friends, or acquaintances8: Hair dressers**

[Questionnaire] Do you have any relatives, friends, or acquaintances that fit the following occupational descriptions? An acquaintance is someone whom you know enough to have conversations with... Hair dresser

[VAR] POSGEN8

RESPONSE	PUNCH	03-07	2008	2009	2010	2011	2012	2013	2014	2016	2018	2021	2023	TOTAL
Yes	1	-	-	-	-	-	41.1	-	-	-	-	-	48.0	5.3
No	2	-	-	-	-	-	58.9	-	-	-	-	-	51.9	6.6
DK/NA	-8	-	-	-	-	-	0.0	-	-	-	-	-	0.2	0.0
IAP	-1	100.0	100.0	100.0	100.0	100.0	0.0	100.0	100.0	100.0	100.0	100.0	0.0	88.1
N		7276	1508	1599	1576	1535	1396	1294	1370	1051	1031	1205	1230	22071

\* SHOW CARD

\*\*\* Keyword: Friends, Conversation

**Table 3086 Relatives, friends, or acquaintances9: Receptionists**

[Questionnaire] Do you have any relatives, friends, or acquaintances that fit the following occupational descriptions? An acquaintance is someone whom you know enough to have conversations with... Receptionist

[VAR] POSGEN9

RESPONSE	PUNCH	03-07	2008	2009	2010	2011	2012	2013	2014	2016	2018	2021	2023	TOTAL
Yes	1	-	-	-	-	-	10.3	-	-	-	-	-	16.1	1.5
No	2	-	-	-	-	-	89.7	-	-	-	-	-	83.6	10.3
DK/NA	-8	-	-	-	-	-	0.0	-	-	-	-	-	0.3	0.0
IAP	-1	100.0	100.0	100.0	100.0	100.0	0.0	100.0	100.0	100.0	100.0	100.0	0.0	88.1
N		7276	1508	1599	1576	1535	1396	1294	1370	1051	1031	1205	1230	22071

\* SHOW CARD

\*\*\* Keyword: Friends, Conversation

**Table 3087 Relatives, friends, or acquaintances10: Policemen**

[Questionnaire] Do you have any relatives, friends, or acquaintances that fit the following occupational descriptions? An acquaintance is someone whom you know enough to have conversations with... Policeman

[VAR] POSGEN10

RESPONSE	PUNCH	03-07	2008	2009	2010	2011	2012	2013	2014	2016	2018	2021	2023	TOTAL
Yes	1	-	-	-	-	-	35.6	-	-	-	-	-	36.9	4.3
No	2	-	-	-	-	-	64.4	-	-	-	-	-	62.4	7.6
DK/NA	-8	-	-	-	-	-	0.0	-	-	-	-	-	0.7	0.0
IAP	-1	100.0	100.0	100.0	100.0	100.0	0.0	100.0	100.0	100.0	100.0	100.0	0.0	88.1
N		7276	1508	1599	1576	1535	1396	1294	1370	1051	1031	1205	1230	22071

\* SHOW CARD

\*\*\* Keyword: Friends, Conversation, Police Officers

**Table 3088 Relatives, friends, or acquaintances in a foreign country**

[Questionnaire] Do you have relatives, friends, or acquaintances in a foreign country?

[VAR] ACQFRN1

RESPONSE	PUNCH	03-07	2008	2009	2010	2011	2012	2013	2014	2016	2018	2021	2023	TOTAL
Yes	1	-	-	-	-	-	50.1	-	-	-	-	-	34.6	5.1
No	2	-	-	-	-	-	49.9	-	-	-	-	-	65.4	6.8
IAP	-1	100.0	100.0	100.0	100.0	100.0	0.0	100.0	100.0	100.0	100.0	100.0	0.0	88.1
N		7276	1508	1599	1576	1535	1396	1294	1370	1051	1031	1205	1230	22071

\*\*\* Keyword: Friends



**Table 3089 Acquaintances of foreign origin**

[Questionnaire] Do you have acquaintances of foreign origin? [Foreign origin means the person is not a legal citizen of your country]

[VAR] ACQFRN2

RESPONSE	PUNCH	03-07	2008	2009	2010	2011	2012	2013	2014	2016	2018	2021	2023	TOTAL
Yes	1	-	-	-	-	-	19.1	-	-	-	-	-	-	1.2
No	2	-	-	-	-	-	80.9	-	-	-	-	-	-	5.1
IAP	-1	100.0	100.0	100.0	100.0	100.0	0.0	100.0	100.0	100.0	100.0	100.0	100.0	93.7
N		7276	1508	1599	1576	1535	1396	1294	1370	1051	1031	1205	1230	22071

**Table 3090 Number of people who helped R during the process of getting the job**

[Questionnaire] During the process of getting your current/last job, how many people (relatives, friends, or acquaintances) helped you in all kinds of ways, e.g., telling you job opportunities, putting a good word for you, etc. If you do not work for pay at this time, please tell us about your last main paid job.

[VAR] JOBACQ

RESPONSE	PUNCH	03-07	2008	2009	2010	2011	2012	2013	2014	2016	2018	2021	2023	TOTAL
0	0	-	-	-	-	-	40.3	-	-	-	-	-	-	2.6
1	1	-	-	-	-	-	14.0	-	-	-	-	-	-	0.9
2	2	-	-	-	-	-	12.0	-	-	-	-	-	-	0.8
3	3	-	-	-	-	-	7.3	-	-	-	-	-	-	0.5
4	4	-	-	-	-	-	2.3	-	-	-	-	-	-	0.1
5	5	-	-	-	-	-	1.9	-	-	-	-	-	-	0.1
6 or more	6	-	-	-	-	-	5.2	-	-	-	-	-	-	0.3
DK/NA	-8	-	-	-	-	-	0.1	-	-	-	-	-	-	0.0
IAP	-1	100.0	100.0	100.0	100.0	100.0	17.0	100.0	100.0	100.0	100.0	100.0	100.0	94.8
N		7276	1508	1599	1576	1535	1396	1294	1370	1051	1031	1205	1230	22071

\*\*\* Keyword: Occupation, Friends

**Table 3091 Usefulness of the help provided**

[Questionnaire] Were the kinds of help provided useful to getting/securing your job?

[VAR] JOBACQUS

RESPONSE	PUNCH	03-07	2008	2009	2010	2011	2012	2013	2014	2016	2018	2021	2023	TOTAL
No	1	-	-	-	-	-	6.9	-	-	-	-	-	-	0.4
Yes, to some extent	2	-	-	-	-	-	23.1	-	-	-	-	-	-	1.5
Yes, to a great extent	3	-	-	-	-	-	12.2	-	-	-	-	-	-	0.8
DK/NA	-8	-	-	-	-	-	0.4	-	-	-	-	-	-	0.0
IAP	-1	100.0	100.0	100.0	100.0	100.0	57.4	100.0	100.0	100.0	100.0	100.0	100.0	97.3
N		7276	1508	1599	1576	1535	1396	1294	1370	1051	1031	1205	1230	22071

\*\*\* Keyword: Job

**Table 3092 Frequency of going out to eat or drink with three or more nonkin others**

[Questionnaire] How often do you go out to eat or drink with three or more nonkin others?

[VAR] DINE

RESPONSE	PUNCH	03-07	2008	2009	2010	2011	2012	2013	2014	2016	2018	2021	2023	TOTAL
Never	1	-	-	-	-	-	13.4	-	-	-	-	-	-	0.8
Few	2	-	-	-	-	-	18.1	-	-	-	-	-	-	1.1
Sometimes	3	-	-	-	-	-	43.3	-	-	-	-	-	-	2.7
Often	4	-	-	-	-	-	20.7	-	-	-	-	-	-	1.3
Very often	5	-	-	-	-	-	4.5	-	-	-	-	-	-	0.3
IAP	-1	100.0	100.0	100.0	100.0	100.0	0.0	100.0	100.0	100.0	100.0	100.0	100.0	93.7
N		7276	1508	1599	1576	1535	1396	1294	1370	1051	1031	1205	1230	22071

\*\*\* Keyword: Drinking, Meal

**Table 3093 Agree or disagree: during the occasion, someone with special status often speaks first**

[Questionnaire] Do the following situations occur to these occasions?... Someone with special status often speaks first

[VAR] DINE1

RESPONSE	PUNCH	03-07	2008	2009	2010	2011	2012	2013	2014	2016	2018	2021	2023	TOTAL
Yes	1	-	-	-	-	-	19.6	-	-	-	-	-	-	1.2
No	2	-	-	-	-	-	66.8	-	-	-	-	-	-	4.2
DK/NA	-8	-	-	-	-	-	0.2	-	-	-	-	-	-	0.0
IAP	-1	100.0	100.0	100.0	100.0	100.0	13.4	100.0	100.0	100.0	100.0	100.0	100.0	94.5
N		7276	1508	1599	1576	1535	1396	1294	1370	1051	1031	1205	1230	22071

\*\*\* Keyword: Social Position

**Table 3094 Agree or disagree: during the occasion, one or two people often dominate the conversation**

[Questionnaire] Do the following situations occur to these occasions?... One or two people often dominate the conversation

[VAR] DINE2

RESPONSE	PUNCH	03-07	2008	2009	2010	2011	2012	2013	2014	2016	2018	2021	2023	TOTAL
Yes	1	-	-	-	-	-	31.0	-	-	-	-	-	-	2.0
No	2	-	-	-	-	-	55.4	-	-	-	-	-	-	3.5
DK/NA	-8	-	-	-	-	-	0.2	-	-	-	-	-	-	0.0
IAP	-1	100.0	100.0	100.0	100.0	100.0	13.4	100.0	100.0	100.0	100.0	100.0	100.0	94.5
N		7276	1508	1599	1576	1535	1396	1294	1370	1051	1031	1205	1230	22071

\*\*\* Keyword: Conversation



**Table 3095 Agree or disagree: during the occasion, seating is often carefully managed even on informal occasions**

[Questionnaire] Do the following situations occur to these occasions?... Seating is often carefully managed even on informal occasions

[VAR] DINE3

RESPONSE	PUNCH	03-07	2008	2009	2010	2011	2012	2013	2014	2016	2018	2021	2023	TOTAL
Yes	1	-	-	-	-	-	14.0	-	-	-	-	-	-	0.9
No	2	-	-	-	-	-	72.3	-	-	-	-	-	-	4.6
DK/NA	-8	-	-	-	-	-	0.2	-	-	-	-	-	-	0.0
IAP	-1	100.0	100.0	100.0	100.0	100.0	13.4	100.0	100.0	100.0	100.0	100.0	100.0	94.5
N		7276	1508	1599	1576	1535	1396	1294	1370	1051	1031	1205	1230	22071

**Table 3096 Frequency of meeting a new friend on these occasions**

[Questionnaire] How often do you meet new friends on these occasions?

[VAR] DINEFRN

RESPONSE	PUNCH	03-07	2008	2009	2010	2011	2012	2013	2014	2016	2018	2021	2023	TOTAL
Never	1	-	-	-	-	-	13.7	-	-	-	-	-	-	0.9
Few	2	-	-	-	-	-	31.5	-	-	-	-	-	-	2.0
Sometimes	3	-	-	-	-	-	33.2	-	-	-	-	-	-	2.1
Often	4	-	-	-	-	-	7.4	-	-	-	-	-	-	0.5
Very often	5	-	-	-	-	-	0.8	-	-	-	-	-	-	0.0
DK/NA	-8	-	-	-	-	-	0.1	-	-	-	-	-	-	0.0
IAP	-1	100.0	100.0	100.0	100.0	100.0	13.4	100.0	100.0	100.0	100.0	100.0	100.0	94.5
N		7276	1508	1599	1576	1535	1396	1294	1370	1051	1031	1205	1230	22071

\*\*\* Keyword: Friends

**Table 3097 Who to ask for help1: Emotional/psychological problems**

[Questionnaire] When people encounter problems, they may go to formal and informal channels for help. In dealing with the following problems that occurred to you last time, tell me the one channel from which you sought help first. [This is about respondent's actual experience, not hypothetical situation.]... Emotional/psychological

[VAR] HLPRT1

RESPONSE	PUNCH	03-07	2008	2009	2010	2011	2012	2013	2014	2016	2018	2021	2023	TOTAL
Co-residence family	1	-	-	-	-	-	38.7	-	-	-	-	-	38.5	4.6
Other relatives	2	-	-	-	-	-	5.1	-	-	-	-	-	3.0	0.5
Work colleagues	3	-	-	-	-	-	3.0	-	-	-	-	-	3.3	0.4
Neighbors	4	-	-	-	-	-	2.7	-	-	-	-	-	2.0	0.3
Friends	5	-	-	-	-	-	33.7	-	-	-	-	-	40.0	4.4
Professional workers/institutions	6	-	-	-	-	-	1.5	-	-	-	-	-	3.0	0.3
Did not seek help to anybody	7	-	-	-	-	-	10.8	-	-	-	-	-	6.7	1.1
IAP	-1	100.0	100.0	100.0	100.0	100.0	4.4	100.0	100.0	100.0	100.0	100.0	3.3	88.6
N		7276	1508	1599	1576	1535	1396	1294	1370	1051	1031	1205	1230	22071

\* SHOW CARD

\*\*\* Keyword: Emotion

**Table 3098 Who to ask for help2: Health problems**

[Questionnaire] When people encounter problems, they may go to formal and informal channels for help. In dealing with the following problems that occurred to you last time, tell me the one channel from which you sought help first. [This is about respondent's actual experience, not hypothetical situation.]... Health

[VAR] HLPRT2

RESPONSE	PUNCH	03-07	2008	2009	2010	2011	2012	2013	2014	2016	2018	2021	2023	TOTAL
Co-residence family	1	-	-	-	-	-	65.3	-	-	-	-	-	54.5	7.2
Other relatives	2	-	-	-	-	-	3.4	-	-	-	-	-	4.9	0.5
Work colleagues	3	-	-	-	-	-	2.4	-	-	-	-	-	1.7	0.2
Neighbors	4	-	-	-	-	-	1.4	-	-	-	-	-	0.9	0.1
Friends	5	-	-	-	-	-	7.6	-	-	-	-	-	7.6	0.9
Professional workers/institutions	6	-	-	-	-	-	10.8	-	-	-	-	-	18.9	1.7
Did not seek help to anybody	7	-	-	-	-	-	5.0	-	-	-	-	-	3.3	0.5
IAP	-1	100.0	100.0	100.0	100.0	100.0	4.2	100.0	100.0	100.0	100.0	100.0	8.4	88.8
N		7276	1508	1599	1576	1535	1396	1294	1370	1051	1031	1205	1230	22071

\* SHOW CARD

\*\*\* Keyword: Health

**Table 3099 Who to ask for help3: Household chores/cares**

[Questionnaire] When people encounter problems, they may go to formal and informal channels for help. In dealing with the following problems that occurred to you last time, tell me the one channel from which you sought help first. [This is about respondent's actual experience, not hypothetical situation.]... Household chores/cares

[VAR] HLPRT3

RESPONSE	PUNCH	03-07	2008	2009	2010	2011	2012	2013	2014	2016	2018	2021	2023	TOTAL
Co-residence family	1	-	-	-	-	-	65.8	-	-	-	-	-	-	4.2
Other relatives	2	-	-	-	-	-	4.9	-	-	-	-	-	-	0.3
Work colleagues	3	-	-	-	-	-	1.3	-	-	-	-	-	-	0.1
Neighbors	4	-	-	-	-	-	1.6	-	-	-	-	-	-	0.1
Friends	5	-	-	-	-	-	6.2	-	-	-	-	-	-	0.4
Professional workers/institutions	6	-	-	-	-	-	0.6	-	-	-	-	-	-	0.0
Did not seek help to anybody	7	-	-	-	-	-	9.0	-	-	-	-	-	-	0.6
IAP	-1	100.0	100.0	100.0	100.0	100.0	10.7	100.0	100.0	100.0	100.0	100.0	100.0	94.4
N		7276	1508	1599	1576	1535	1396	1294	1370	1051	1031	1205	1230	22071

\* SHOW CARD



**Table 3100 Who to ask for help4: Financial problems**

[Questionnaire] When people encounter problems, they may go to formal and informal channels for help. In dealing with the following problems that occurred to you last time, tell me the one channel from which you sought help first. [This is about respondent's actual experience, not hypothetical situation.]... Financial

[VAR] HLPRT4

RESPONSE	PUNCH	03-07	2008	2009	2010	2011	2012	2013	2014	2016	2018	2021	2023	TOTAL
Co-residence family	1	-	-	-	-	-	62.5	-	-	-	-	-	54.8	7.0
Other relatives	2	-	-	-	-	-	7.3	-	-	-	-	-	6.3	0.8
Work colleagues	3	-	-	-	-	-	1.5	-	-	-	-	-	1.4	0.2
Neighbors	4	-	-	-	-	-	0.4	-	-	-	-	-	0.6	0.1
Friends	5	-	-	-	-	-	9.3	-	-	-	-	-	9.3	1.1
Professional workers/institutions	6	-	-	-	-	-	1.8	-	-	-	-	-	4.9	0.4
Did not seek help to anybody	7	-	-	-	-	-	10.5	-	-	-	-	-	9.1	1.2
IAP	-1	100.0	100.0	100.0	100.0	100.0	6.7	100.0	100.0	100.0	100.0	100.0	13.5	89.3
N		7276	1508	1599	1576	1535	1396	1294	1370	1051	1031	1205	1230	22071

\* SHOW CARD

**Table 3101 Who to ask for help5: Emergency/disaster**

[Questionnaire] When people encounter problems, they may go to formal and informal channels for help. In dealing with the following problems that occurred to you last time, tell me the one channel from which you sought help first. [This is about respondent's actual experience, not hypothetical situation.]... Emergency/disaster

[VAR] HLPRT5

RESPONSE	PUNCH	03-07	2008	2009	2010	2011	2012	2013	2014	2016	2018	2021	2023	TOTAL
Co-residence family	1	-	-	-	-	-	50.3	-	-	-	-	-	44.5	5.7
Other relatives	2	-	-	-	-	-	5.3	-	-	-	-	-	3.0	0.5
Work colleagues	3	-	-	-	-	-	1.4	-	-	-	-	-	1.1	0.2
Neighbors	4	-	-	-	-	-	2.4	-	-	-	-	-	1.9	0.3
Friends	5	-	-	-	-	-	6.3	-	-	-	-	-	4.6	0.7
Professional workers/institutions	6	-	-	-	-	-	8.1	-	-	-	-	-	11.8	1.2
Did not seek help to anybody	7	-	-	-	-	-	5.4	-	-	-	-	-	6.5	0.7
IAP	-1	100.0	100.0	100.0	100.0	100.0	20.8	100.0	100.0	100.0	100.0	100.0	26.6	90.9
N		7276	1508	1599	1576	1535	1396	1294	1370	1051	1031	1205	1230	22071

\* SHOW CARD

**Table 3102 Who to ask for help6: Household chores**

[Questionnaire] When people encounter problems, they may go to formal and informal channels for help. In dealing with the following problems that occurred to you last time, tell me the one channel from which you sought help first. [This is about respondent's actual experience, not hypothetical situation.]... Household chores

[VAR] HLPRTHWK

RESPONSE	PUNCH	03-07	2008	2009	2010	2011	2012	2013	2014	2016	2018	2021	2023	TOTAL
Co-residence family	1	-	-	-	-	-	-	-	-	-	-	-	63.3	3.5
Other relatives	2	-	-	-	-	-	-	-	-	-	-	-	4.7	0.3
Work colleagues	3	-	-	-	-	-	-	-	-	-	-	-	1.5	0.1
Neighbors	4	-	-	-	-	-	-	-	-	-	-	-	1.3	0.1
Friends	5	-	-	-	-	-	-	-	-	-	-	-	8.3	0.5
Professional workers/institutions	6	-	-	-	-	-	-	-	-	-	-	-	1.0	0.1
Did not seek help to anybody	7	-	-	-	-	-	-	-	-	-	-	-	8.2	0.5
IAP	-1	100.0	100.0	100.0	100.0	100.0	100.0	100.0	100.0	100.0	100.0	100.0	11.8	95.1
N		7276	1508	1599	1576	1535	1396	1294	1370	1051	1031	1205	1230	22071

\* SHOW CARD

\*\* Keyword: Household chores

**Table 3103 Who to ask for help7: Family/children/elders care**

[Questionnaire] When people encounter problems, they may go to formal and informal channels for help. In dealing with the following problems that occurred to you last time, tell me the one channel from which you sought help first. [This is about respondent's actual experience, not hypothetical situation.]... Family care/child care/elderly care

[VAR] HLPRTCAR

RESPONSE	PUNCH	03-07	2008	2009	2010	2011	2012	2013	2014	2016	2018	2021	2023	TOTAL
Co-residence family	1	-	-	-	-	-	-	-	-	-	-	-	48.0	2.7
Other relatives	2	-	-	-	-	-	-	-	-	-	-	-	6.6	0.4
Work colleagues	3	-	-	-	-	-	-	-	-	-	-	-	1.5	0.1
Neighbors	4	-	-	-	-	-	-	-	-	-	-	-	1.9	0.1
Friends	5	-	-	-	-	-	-	-	-	-	-	-	7.4	0.4
Professional workers/institutions	6	-	-	-	-	-	-	-	-	-	-	-	2.8	0.2
Did not seek help to anybody	7	-	-	-	-	-	-	-	-	-	-	-	7.9	0.4
IAP	-1	100.0	100.0	100.0	100.0	100.0	100.0	100.0	100.0	100.0	100.0	100.0	24.0	95.8
N		7276	1508	1599	1576	1535	1396	1294	1370	1051	1031	1205	1230	22071

\* SHOW CARD

\*\* Keyword: Care

**Table 3104 Number of neighbors on greeting terms**

[Questionnaire] For a close estimate, with how many neighbors are you on greeting terms?

[VAR] NGHGR

RESPONSE	PUNCH	03-07	2008	2009	2010	2011	2012	2013	2014	2016	2018	2021	2023	TOTAL
0	1	-	-	-	-	-	9.7	-	-	-	-	-	12.8	1.3
1-2	2	-	-	-	-	-	19.4	-	-	-	-	-	35.3	3.2
3-4	3	-	-	-	-	-	18.7	-	-	-	-	-	32.4	3.0
5-9	4	-	-	-	-	-	17.0	-	-	-	-	-	12.1	1.7
10 or more	5	-	-	-	-	-	35.2	-	-	-	-	-	6.8	2.6
DK/NA	-8	-	-	-	-	-	0.0	-	-	-	-	-	0.5	0.0
IAP	-1	100.0	100.0	100.0	100.0	100.0	0.0	100.0	100.0	100.0	100.0	100.0	0.0	88.1
N		7276	1508	1599	1576	1535	1396	1294	1370	1051	1031	1205	1230	22071

\*\*\* Keyword: Neighbor



**Table 3105 Number of neighbors whom R can ask a favor**

[Questionnaire] With how many neighbors could you ask for a favor when needed, such as watering plants, feeding pets, and giving an advice?

[VAR] NGHASK

RESPONSE	PUNCH	03-07	2008	2009	2010	2011	2012	2013	2014	2016	2018	2021	2023	TOTAL
0	1	-	-	-	-	-	21.1	-	-	-	-	-	32.8	3.2
1-2	2	-	-	-	-	-	38.9	-	-	-	-	-	47.2	5.1
3-4	3	-	-	-	-	-	22.6	-	-	-	-	-	16.2	2.3
5-9	4	-	-	-	-	-	8.1	-	-	-	-	-	1.1	0.6
10 or more	5	-	-	-	-	-	9.2	-	-	-	-	-	0.9	0.6
DK/NA	-8	-	-	-	-	-	0.0	-	-	-	-	-	1.9	0.1
IAP	-1	100.0	100.0	100.0	100.0	100.0	0.0	100.0	100.0	100.0	100.0	100.0	0.0	88.1
N		7276	1508	1599	1576	1535	1396	1294	1370	1051	1031	1205	1230	22071

\*\*\* Keyword: Neighbor

**Table 3106 Level of difficulty when R has a different opinion with1: Those who have equal social status to R**

[Questionnaire] To what extent do you have a hard time discussing with the following people/acquaintances if they had different opinions on social issues of public interest?... With those who have equal social status to you

[VAR] DISCDIF1

RESPONSE	PUNCH	03-07	2008	2009	2010	2011	2012	2013	2014	2016	2018	2021	2023	TOTAL
A great deal	1	-	-	-	-	-	2.8	-	-	-	-	-	-	0.2
Some	2	-	-	-	-	-	15.4	-	-	-	-	-	-	1.0
A little	3	-	-	-	-	-	61.4	-	-	-	-	-	-	3.9
Not at all	4	-	-	-	-	-	20.4	-	-	-	-	-	-	1.3
IAP	-1	100.0	100.0	100.0	100.0	100.0	0.0	100.0	100.0	100.0	100.0	100.0	100.0	93.7
N		7276	1508	1599	1576	1535	1396	1294	1370	1051	1031	1205	1230	22071

\* SHOW CARD

\*\*\* Keyword: Concern, Discussion, Social Position

**Table 3107 Level of difficulty when R has a different opinion with2: Those who have higher social status than R**

[Questionnaire] To what extent do you have a hard time discussing with the following people/acquaintances if they had different opinions on social issues of public interest?... With those who have higher social status than you

[VAR] DISCDIF2

RESPONSE	PUNCH	03-07	2008	2009	2010	2011	2012	2013	2014	2016	2018	2021	2023	TOTAL
A great deal	1	-	-	-	-	-	14.4	-	-	-	-	-	-	0.9
Some	2	-	-	-	-	-	47.8	-	-	-	-	-	-	3.0
A little	3	-	-	-	-	-	31.3	-	-	-	-	-	-	2.0
Not at all	4	-	-	-	-	-	6.5	-	-	-	-	-	-	0.4
IAP	-1	100.0	100.0	100.0	100.0	100.0	0.0	100.0	100.0	100.0	100.0	100.0	100.0	93.7
N		7276	1508	1599	1576	1535	1396	1294	1370	1051	1031	1205	1230	22071

\* SHOW CARD

\*\*\* Keyword: Concern, Discussion, Social Position

**Table 3108 Level of difficulty when R has a different opinion with3: Those who have lower social status than R**

[Questionnaire] To what extent do you have a hard time discussing with the following people/acquaintances if they had different opinions on social issues of public interest?... With those who have lower social status than you

[VAR] DISCDIF3

RESPONSE	PUNCH	03-07	2008	2009	2010	2011	2012	2013	2014	2016	2018	2021	2023	TOTAL
A great deal	1	-	-	-	-	-	2.9	-	-	-	-	-	-	0.2
Some	2	-	-	-	-	-	20.8	-	-	-	-	-	-	1.3
A little	3	-	-	-	-	-	59.0	-	-	-	-	-	-	3.7
Not at all	4	-	-	-	-	-	17.3	-	-	-	-	-	-	1.1
IAP	-1	100.0	100.0	100.0	100.0	100.0	0.0	100.0	100.0	100.0	100.0	100.0	100.0	93.7
N		7276	1508	1599	1576	1535	1396	1294	1370	1051	1031	1205	1230	22071

\* SHOW CARD

\*\*\* Keyword: Concern, Discussion, Social Position

**Table 3109 Frequency of participating in a group discussion1: Environmental issues**

[Questionnaire] How often have you participated in group discussions (either formal or informal discussion among 3 or more people) about the following community or local issues during the last 12 months? [Teams have discretion to modify description in parenthesis]... Environmental issues (air/water/noise pollution, garbage, sand storm, etc.)

[VAR] LOCPAR1

RESPONSE	PUNCH	03-07	2008	2009	2010	2011	2012	2013	2014	2016	2018	2021	2023	TOTAL
Never	1	-	-	-	-	-	85.0	-	-	-	-	-	-	5.4
Several times	2	-	-	-	-	-	10.7	-	-	-	-	-	-	0.7
About every month	3	-	-	-	-	-	1.2	-	-	-	-	-	-	0.1
About every week	4	-	-	-	-	-	3.0	-	-	-	-	-	-	0.2
IAP	-1	100.0	100.0	100.0	100.0	100.0	0.0	100.0	100.0	100.0	100.0	100.0	100.0	93.7
N		7276	1508	1599	1576	1535	1396	1294	1370	1051	1031	1205	1230	22071

\* SHOW CARD

\*\*\* Keyword: Discussion, Environment, Noise Pollution, Sand Storm



**Table 3110 Frequency of participating in a group discussion2: Educational issues**

[Questionnaire] How often have you participated in group discussions (either formal or informal discussion among 3 or more people) about the following community or local issues during the last 12 months? [Teams have discretion to modify description in parenthesis]... Educational issues (unregulated school charges, private tutoring, juvenile misbehavior, etc.)

[VAR] LOCPAR2

RESPONSE	PUNCH	03-07	2008	2009	2010	2011	2012	2013	2014	2016	2018	2021	2023	TOTAL
Never	1	-	-	-	-	-	80.7	-	-	-	-	-	-	5.1
Several times	2	-	-	-	-	-	14.3	-	-	-	-	-	-	0.9
About every month	3	-	-	-	-	-	1.9	-	-	-	-	-	-	0.1
About every week	4	-	-	-	-	-	3.2	-	-	-	-	-	-	0.2
IAP	-1	100.0	100.0	100.0	100.0	100.0	0.0	100.0	100.0	100.0	100.0	100.0	100.0	93.7
N		7276	1508	1599	1576	1535	1396	1294	1370	1051	1031	1205	1230	22071

\* SHOW CARD

\*\*\* Keyword: Discussion

**Table 3111 Frequency of participating in a group discussion3: Safety issues**

[Questionnaire] How often have you participated in group discussions (either formal or informal discussion among 3 or more people) about the following community or local issues during the last 12 months? [Teams have discretion to modify description in parenthesis]... Safety issues (disaster and crime preventions, etc.)

[VAR] LOCPAR3

RESPONSE	PUNCH	03-07	2008	2009	2010	2011	2012	2013	2014	2016	2018	2021	2023	TOTAL
Never	1	-	-	-	-	-	81.4	-	-	-	-	-	-	5.1
Several times	2	-	-	-	-	-	12.8	-	-	-	-	-	-	0.8
About every month	3	-	-	-	-	-	2.6	-	-	-	-	-	-	0.2
About every week	4	-	-	-	-	-	3.2	-	-	-	-	-	-	0.2
IAP	-1	100.0	100.0	100.0	100.0	100.0	0.0	100.0	100.0	100.0	100.0	100.0	100.0	93.7
N		7276	1508	1599	1576	1535	1396	1294	1370	1051	1031	1205	1230	22071

\* SHOW CARD

\*\*\* Keyword: Discussion, Natural Disaster, Crime

**Table 3112 Frequency of participating in a group discussion4: Consumer issues**

[Questionnaire] How often have you participated in group discussions (either formal or informal discussion among 3 or more people) about the following community or local issues during the last 12 months? [Teams have discretion to modify description in parenthesis]... Consumer issues (food safety, goods quality, price fluctuation, etc.)

[VAR] LOCPAR4

RESPONSE	PUNCH	03-07	2008	2009	2010	2011	2012	2013	2014	2016	2018	2021	2023	TOTAL
Never	1	-	-	-	-	-	85.5	-	-	-	-	-	-	5.4
Several times	2	-	-	-	-	-	9.5	-	-	-	-	-	-	0.6
About every month	3	-	-	-	-	-	1.6	-	-	-	-	-	-	0.1
About every week	4	-	-	-	-	-	3.4	-	-	-	-	-	-	0.2
IAP	-1	100.0	100.0	100.0	100.0	100.0	0.0	100.0	100.0	100.0	100.0	100.0	100.0	93.7
N		7276	1508	1599	1576	1535	1396	1294	1370	1051	1031	1205	1230	22071

\* SHOW CARD

\*\*\* Keyword: Discussion

**Table 3113 Experience of civic engagement during the last 12 months1: Volunteer activities to improve the community**

[Questionnaire] Have you participated in the following activities of public interest during the last 12 months? [Activities of public interest include both online and offline activities; Teams have discretion to modify description in parenthesis]... Volunteer activities to improve my community (improve environment, increase safety, revitalize the town, etc.)

[VAR] PUBPAR1

RESPONSE	PUNCH	03-07	2008	2009	2010	2011	2012	2013	2014	2016	2018	2021	2023	TOTAL
Yes	1	-	-	-	-	-	14.0	-	-	-	-	-	-	0.9
No	2	-	-	-	-	-	86.0	-	-	-	-	-	-	5.4
IAP	-1	100.0	100.0	100.0	100.0	100.0	0.0	100.0	100.0	100.0	100.0	100.0	100.0	93.7
N		7276	1508	1599	1576	1535	1396	1294	1370	1051	1031	1205	1230	22071

\*\*\* Keyword: Volunteer Activities, Environment, Public Order

**Table 3114 Experience of civic engagement during the last 12 months2: Volunteer activities associated with sports, culture, arts, and/or scholarliness**

[Questionnaire] Have you participated in the following activities of public interest during the last 12 months? [Activities of public interest include both online and offline activities; Teams have discretion to modify description in parenthesis]... Volunteer activities associated with sports, culture, arts, and/or scholarliness (sport coaching, promoting traditional culture, providing technical knowledge, etc.)

[VAR] PUBPAR2

RESPONSE	PUNCH	03-07	2008	2009	2010	2011	2012	2013	2014	2016	2018	2021	2023	TOTAL
Yes	1	-	-	-	-	-	9.6	-	-	-	-	-	-	0.6
No	2	-	-	-	-	-	90.4	-	-	-	-	-	-	5.7
IAP	-1	100.0	100.0	100.0	100.0	100.0	0.0	100.0	100.0	100.0	100.0	100.0	100.0	93.7
N		7276	1508	1599	1576	1535	1396	1294	1370	1051	1031	1205	1230	22071

\*\*\* Keyword: Volunteer Activities, Sport, Art, Technology



**Table 3115 Experience of civic engagement during the last 12 months3: Volunteer activities associated with socially vulnerable groups**

[Questionnaire] Have you participated in the following activities of public interest during the last 12 months? [Activities of public interest include both online and offline activities; Teams have discretion to modify description in parenthesis]... Volunteer activities associated with socially vulnerable groups (disabled, children, elderly, etc.)

[VAR] PUBPAR3

RESPONSE	PUNCH	03-07	2008	2009	2010	2011	2012	2013	2014	2016	2018	2021	2023	TOTAL
Yes	1	-	-	-	-	-	16.1	-	-	-	-	-	-	1.0
No	2	-	-	-	-	-	83.9	-	-	-	-	-	-	5.3
IAP	-1	100.0	100.0	100.0	100.0	100.0	0.0	100.0	100.0	100.0	100.0	100.0	100.0	93.7
N		7276	1508	1599	1576	1535	1396	1294	1370	1051	1031	1205	1230	22071

\*\*\* Keyword: Volunteer Activities, Handicaped, The Old

**Table 3116 Experience of civic engagement during the last 12 months4: Activities associated with political issues**

[Questionnaire] Have you participated in the following activities of public interest during the last 12 months? [Activities of public interest include both online and offline activities; Teams have discretion to modify description in parenthesis]... Activities associated with political issues (signed a petition, took part in a demonstration or protest, etc.)

[VAR] PUBPAR4

RESPONSE	PUNCH	03-07	2008	2009	2010	2011	2012	2013	2014	2016	2018	2021	2023	TOTAL
Yes	1	-	-	-	-	-	6.1	-	-	-	-	-	-	0.4
No	2	-	-	-	-	-	93.9	-	-	-	-	-	-	5.9
IAP	-1	100.0	100.0	100.0	100.0	100.0	0.0	100.0	100.0	100.0	100.0	100.0	100.0	93.7
N		7276	1508	1599	1576	1535	1396	1294	1370	1051	1031	1205	1230	22071

\*\*\* Keyword: Signature

**Table 3117 Expectation on the collaborative reaction of the people of the residential community in the case of natural disaster**

[Questionnaire] To what extent do you agree that people in your residential community are able to collaboratively cope with the situation caused by a natural disaster?

[VAR] NATDISA

RESPONSE	PUNCH	03-07	2008	2009	2010	2011	2012	2013	2014	2016	2018	2021	2023	TOTAL
Strongly agree	1	-	-	-	-	-	9.5	-	5.4	-	-	-	-	0.9
Agree	2	-	-	-	-	-	33.0	-	21.7	-	-	-	-	3.4
Somewhat agree	3	-	-	-	-	-	19.1	-	20.6	-	-	-	-	2.5
Neither agree nor disagree	4	-	-	-	-	-	14.5	-	21.0	-	-	-	-	2.2
Somewhat disagree	5	-	-	-	-	-	16.1	-	23.0	-	-	-	-	2.4
Disagree	6	-	-	-	-	-	5.7	-	5.7	-	-	-	-	0.7
Strongly disagree	7	-	-	-	-	-	2.2	-	2.6	-	-	-	-	0.3
IAP	-1	100.0	100.0	100.0	100.0	100.0	0.0	100.0	0.0	100.0	100.0	100.0	100.0	87.5
N		7276	1508	1599	1576	1535	1396	1294	1370	1051	1031	1205	1230	22071

\* SHOW CARD

\*\*\* Keyword: Natural Disaster

**Table 3118 Ever been asked to vote for a specific candidate in the Legislative Election (2012-04-11)1: From a family member or a relative**

[Questionnaire] In the Legislative Election on April 11 this year, did someone ask you to vote for a specific candidate or to engage in some other type of political activity?... Family member or relative

[VAR] POLASK1

RESPONSE	PUNCH	03-07	2008	2009	2010	2011	2012	2013	2014	2016	2018	2021	2023	TOTAL
Yes	1	-	-	-	-	-	9.2	-	-	-	-	-	-	0.6
No	2	-	-	-	-	-	90.8	-	-	-	-	-	-	5.7
IAP	-1	100.0	100.0	100.0	100.0	100.0	0.0	100.0	100.0	100.0	100.0	100.0	100.0	93.7
N		7276	1508	1599	1576	1535	1396	1294	1370	1051	1031	1205	1230	22071

\*\*\* Keyword: Member of the National Assembly, The General Election, Referendum, Family Members

**Table 3119 Ever been asked to vote for a specific candidate in the Legislative Election (2012-04-11)2: From a co-worker**

[Questionnaire] In the Legislative Election on April 11 this year, did someone ask you to vote for a specific candidate or to engage in some other type of political activity?... Co-worker

[VAR] POLASK2

RESPONSE	PUNCH	03-07	2008	2009	2010	2011	2012	2013	2014	2016	2018	2021	2023	TOTAL
Yes	1	-	-	-	-	-	5.6	-	-	-	-	-	-	0.4
No	2	-	-	-	-	-	94.4	-	-	-	-	-	-	6.0
IAP	-1	100.0	100.0	100.0	100.0	100.0	0.0	100.0	100.0	100.0	100.0	100.0	100.0	93.7
N		7276	1508	1599	1576	1535	1396	1294	1370	1051	1031	1205	1230	22071

\*\*\* Keyword: Member of the National Assembly, The General Election, Workplace, Colleagues, Referendum

**Table 3120 Ever been asked to vote for a specific candidate in the Legislative Election (2012-04-11)3: From a neighbor**

[Questionnaire] In the Legislative Election on April 11 this year, did someone ask you to vote for a specific candidate or to engage in some other type of political activity?... Neighbor

[VAR] POLASK3

RESPONSE	PUNCH	03-07	2008	2009	2010	2011	2012	2013	2014	2016	2018	2021	2023	TOTAL
Yes	1	-	-	-	-	-	8.5	-	-	-	-	-	-	0.5
No	2	-	-	-	-	-	91.5	-	-	-	-	-	-	5.8
IAP	-1	100.0	100.0	100.0	100.0	100.0	0.0	100.0	100.0	100.0	100.0	100.0	100.0	93.7
N		7276	1508	1599	1576	1535	1396	1294	1370	1051	1031	1205	1230	22071

\*\*\* Keyword: Member of the National Assembly, The General Election, Referendum, Neighbor



**Table 3121 Ever been asked to vote for a specific candidate in the Legislative Election (2012-04-11)4: From a friend**  
[Questionnaire] In the Legislative Election on April 11 this year, did someone ask you to vote for a specific candidate or to engage in some other type of political activity?... Friend

[VAR] POLASK4

RESPONSE	PUNCH	03-07	2008	2009	2010	2011	2012	2013	2014	2016	2018	2021	2023	TOTAL
Yes	1	-	-	-	-	-	9.9	-	-	-	-	-	-	0.6
No	2	-	-	-	-	-	90.1	-	-	-	-	-	-	5.7
IAP	-1	100.0	100.0	100.0	100.0	100.0	0.0	100.0	100.0	100.0	100.0	100.0	100.0	93.7
N		7276	1508	1599	1576	1535	1396	1294	1370	1051	1031	1205	1230	22071

\*\*\* Keyword: Member of the National Assembly, The General Election, Referendum, Friends

**Table 3122 Ever been asked to vote for a specific candidate in the Legislative Election (2012-04-11)5: From a religious leader or member**

[Questionnaire] In the Legislative Election on April 11 this year, did someone ask you to vote for a specific candidate or to engage in some other type of political activity?... Religious leader or member

[VAR] POLASK5

RESPONSE	PUNCH	03-07	2008	2009	2010	2011	2012	2013	2014	2016	2018	2021	2023	TOTAL
Yes	1	-	-	-	-	-	3.4	-	-	-	-	-	-	0.2
No	2	-	-	-	-	-	96.6	-	-	-	-	-	-	6.1
IAP	-1	100.0	100.0	100.0	100.0	100.0	0.0	100.0	100.0	100.0	100.0	100.0	100.0	93.7
N		7276	1508	1599	1576	1535	1396	1294	1370	1051	1031	1205	1230	22071

\*\*\* Keyword: Member of the National Assembly, The General Election, Referendum, Religion

**Table 3123 Ever been asked to vote for a specific candidate in the Legislative Election (2012-04-11)6: From a fellow member of a club or voluntary organization**

[Questionnaire] In the Legislative Election on April 11 this year, did someone ask you to vote for a specific candidate or to engage in some other type of political activity?... Fellow member of a club or voluntary organization

[VAR] POLASK6

RESPONSE	PUNCH	03-07	2008	2009	2010	2011	2012	2013	2014	2016	2018	2021	2023	TOTAL
Yes	1	-	-	-	-	-	4.3	-	-	-	-	-	-	0.3
No	2	-	-	-	-	-	95.7	-	-	-	-	-	-	6.1
IAP	-1	100.0	100.0	100.0	100.0	100.0	0.0	100.0	100.0	100.0	100.0	100.0	100.0	93.7
N		7276	1508	1599	1576	1535	1396	1294	1370	1051	1031	1205	1230	22071

\*\*\* Keyword: Member of the National Assembly, The General Election, Referendum

**Table 3124 Ever been asked to vote for a specific candidate in the Legislative Election (2012-04-11)7: From a campaign worker**

[Questionnaire] In the Legislative Election on April 11 this year, did someone ask you to vote for a specific candidate or to engage in some other type of political activity?... Campaign worker

[VAR] POLASK7

RESPONSE	PUNCH	03-07	2008	2009	2010	2011	2012	2013	2014	2016	2018	2021	2023	TOTAL
Yes	1	-	-	-	-	-	24.5	-	-	-	-	-	-	1.5
No	2	-	-	-	-	-	75.5	-	-	-	-	-	-	4.8
IAP	-1	100.0	100.0	100.0	100.0	100.0	0.0	100.0	100.0	100.0	100.0	100.0	100.0	93.7
N		7276	1508	1599	1576	1535	1396	1294	1370	1051	1031	1205	1230	22071

\*\*\* Keyword: Member of the National Assembly, The General Election, Election, Referendum

**Table 3125 Ever been asked to vote for a specific candidate in the Legislative Election (2012-04-11)8: From other people**

[Questionnaire] In the Legislative Election on April 11 this year, did someone ask you to vote for a specific candidate or to engage in some other type of political activity?... Other

[VAR] POLASK8

RESPONSE	PUNCH	03-07	2008	2009	2010	2011	2012	2013	2014	2016	2018	2021	2023	TOTAL
Yes	1	-	-	-	-	-	1.1	-	-	-	-	-	-	0.1
No	2	-	-	-	-	-	98.9	-	-	-	-	-	-	6.3
IAP	-1	100.0	100.0	100.0	100.0	100.0	0.0	100.0	100.0	100.0	100.0	100.0	100.0	93.7
N		7276	1508	1599	1576	1535	1396	1294	1370	1051	1031	1205	1230	22071

\*\*\* Keyword: Member of the National Assembly, The General Election, Referendum

**Table 3126 Opinion on civic engagement1: People like me don't have any say about what the government does**

[Questionnaire] Do you agree or disagree on the following opinions concerning citizenship, government, and neighborhoods?... People like me don't have any say about what the government does

[VAR] POLPAR01

RESPONSE	PUNCH	03-07	2008	2009	2010	2011	2012	2013	2014	2016	2018	2021	2023	TOTAL
Strongly agree	1	-	-	-	-	-	22.0	-	-	-	-	-	7.2	1.8
Agree	2	-	-	-	-	-	24.0	-	-	-	-	-	19.0	2.6
Somewhat agree	3	-	-	-	-	-	24.7	-	-	-	-	-	35.2	3.5
Neither agree nor disagree	4	-	-	-	-	-	13.0	-	-	-	-	-	20.9	2.0
Somewhat disagree	5	-	-	-	-	-	9.9	-	-	-	-	-	14.0	1.4
Disagree	6	-	-	-	-	-	4.5	-	-	-	-	-	3.2	0.5
Strongly disagree	7	-	-	-	-	-	1.9	-	-	-	-	-	0.2	0.1
DK/NA	-8	-	-	-	-	-	0.0	-	-	-	-	-	0.4	0.0
IAP	-1	100.0	100.0	100.0	100.0	100.0	0.0	100.0	100.0	100.0	100.0	100.0	0.0	88.1
N		7276	1508	1599	1576	1535	1396	1294	1370	1051	1031	1205	1230	22071

\* SHOW CARD

\*\*\* Keyword: Neighbor, Job, Government



**Table 3127 Opinion on civic engagement2: Politics and government are too complicated for me to understand what is going on**

[Questionnaire] Do you agree or disagree on the following opinions concerning citizenship, government, and neighborhoods?... Politics and government are too complicated for me to understand what is going on

[VAR] POLPAR02

RESPONSE	PUNCH	03-07	2008	2009	2010	2011	2012	2013	2014	2016	2018	2021	2023	TOTAL
Strongly agree	1	-	-	-	-	-	18.3	-	-	-	-	-	3.8	1.4
Agree	2	-	-	-	-	-	21.4	-	-	-	-	-	16.2	2.3
Somewhat agree	3	-	-	-	-	-	26.7	-	-	-	-	-	34.8	3.6
Neither agree nor disagree	4	-	-	-	-	-	12.9	-	-	-	-	-	23.3	2.1
Somewhat disagree	5	-	-	-	-	-	12.8	-	-	-	-	-	15.7	1.7
Disagree	6	-	-	-	-	-	5.7	-	-	-	-	-	5.4	0.7
Strongly disagree	7	-	-	-	-	-	2.2	-	-	-	-	-	0.5	0.2
DK/NA	-8	-	-	-	-	-	0.0	-	-	-	-	-	0.3	0.0
IAP	-1	100.0	100.0	100.0	100.0	100.0	0.0	100.0	100.0	100.0	100.0	100.0	0.0	88.1
N		7276	1508	1599	1576	1535	1396	1294	1370	1051	1031	1205	1230	22071

\* SHOW CARD

**Table 3128 Opinion on civic engagement3: I am personally interested in politics**

[Questionnaire] Do you agree or disagree on the following opinions concerning citizenship, government, and neighborhoods?...I am personally interested in politics

[VAR] POLPAR03

RESPONSE	PUNCH	03-07	2008	2009	2010	2011	2012	2013	2014	2016	2018	2021	2023	TOTAL
Strongly agree	1	-	-	-	-	-	6.5	-	-	-	-	-	3.3	0.6
Agree	2	-	-	-	-	-	11.5	-	-	-	-	-	11.9	1.4
Somewhat agree	3	-	-	-	-	-	22.7	-	-	-	-	-	22.9	2.7
Neither agree nor disagree	4	-	-	-	-	-	16.7	-	-	-	-	-	24.5	2.4
Somewhat disagree	5	-	-	-	-	-	20.1	-	-	-	-	-	23.9	2.6
Disagree	6	-	-	-	-	-	11.3	-	-	-	-	-	10.6	1.3
Strongly disagree	7	-	-	-	-	-	11.2	-	-	-	-	-	2.4	0.8
DK/NA	-8	-	-	-	-	-	0.0	-	-	-	-	-	0.5	0.0
IAP	-1	100.0	100.0	100.0	100.0	100.0	0.0	100.0	100.0	100.0	100.0	100.0	0.0	88.1
N		7276	1508	1599	1576	1535	1396	1294	1370	1051	1031	1205	1230	22071

\* SHOW CARD

\*\*\* Keyword: Concern, Neighbor, Government

**Table 3129 Opinion on civic engagement4: I want to make contributions towards society**

[Questionnaire] Do you agree or disagree on the following opinions concerning citizenship, government, and neighborhoods?... I want to make contributions towards society

[VAR] POLPAR04

RESPONSE	PUNCH	03-07	2008	2009	2010	2011	2012	2013	2014	2016	2018	2021	2023	TOTAL
Strongly agree	1	-	-	-	-	-	10.3	-	-	-	-	-	1.8	0.8
Agree	2	-	-	-	-	-	17.8	-	-	-	-	-	12.6	1.8
Somewhat agree	3	-	-	-	-	-	35.2	-	-	-	-	-	36.5	4.3
Neither agree nor disagree	4	-	-	-	-	-	21.1	-	-	-	-	-	32.6	3.1
Somewhat disagree	5	-	-	-	-	-	9.2	-	-	-	-	-	12.8	1.3
Disagree	6	-	-	-	-	-	3.5	-	-	-	-	-	2.8	0.4
Strongly disagree	7	-	-	-	-	-	2.9	-	-	-	-	-	0.4	0.2
DK/NA	-8	-	-	-	-	-	0.0	-	-	-	-	-	0.6	0.0
IAP	-1	100.0	100.0	100.0	100.0	100.0	0.0	100.0	100.0	100.0	100.0	100.0	0.0	88.1
N		7276	1508	1599	1576	1535	1396	1294	1370	1051	1031	1205	1230	22071

\* SHOW CARD

\*\*\* Keyword: Neighbor

**Table 3130 Opinion on civic engagement5: The neighbors are mutually concerned for each other**

[Questionnaire] Do you agree or disagree on the following opinions concerning citizenship, government, and neighborhoods?... The neighbors are mutually concerned for each other

[VAR] POLPAR05

RESPONSE	PUNCH	03-07	2008	2009	2010	2011	2012	2013	2014	2016	2018	2021	2023	TOTAL
Strongly agree	1	-	-	-	-	-	8.7	-	-	-	-	-	1.3	0.6
Agree	2	-	-	-	-	-	18.3	-	-	-	-	-	9.6	1.7
Somewhat agree	3	-	-	-	-	-	29.9	-	-	-	-	-	34.8	3.8
Neither agree nor disagree	4	-	-	-	-	-	23.6	-	-	-	-	-	30.2	3.2
Somewhat disagree	5	-	-	-	-	-	11.7	-	-	-	-	-	14.8	1.6
Disagree	6	-	-	-	-	-	4.7	-	-	-	-	-	7.0	0.7
Strongly disagree	7	-	-	-	-	-	3.2	-	-	-	-	-	0.8	0.2
DK/NA	-8	-	-	-	-	-	0.0	-	-	-	-	-	1.5	0.1
IAP	-1	100.0	100.0	100.0	100.0	100.0	0.0	100.0	100.0	100.0	100.0	100.0	0.0	88.1
N		7276	1508	1599	1576	1535	1396	1294	1370	1051	1031	1205	1230	22071

\* SHOW CARD

\*\*\* Keyword: Concern, Neighbor, Government



**Table 3131 Opinion on civic engagement6: The neighbors are willing to provide assistance when I am in need**

[Questionnaire] Do you agree or disagree on the following opinions concerning citizenship, government, and neighborhoods?... The neighbors are willing to provide assistance when I am in need

[VAR] POLPAR06

RESPONSE	PUNCH	03-07	2008	2009	2010	2011	2012	2013	2014	2016	2018	2021	2023	TOTAL
Strongly agree	1	-	-	-	-	-	10.0	-	-	-	-	-	1.5	0.7
Agree	2	-	-	-	-	-	17.3	-	-	-	-	-	12.0	1.8
Somewhat agree	3	-	-	-	-	-	30.5	-	-	-	-	-	32.7	3.8
Neither agree nor disagree	4	-	-	-	-	-	25.7	-	-	-	-	-	33.8	3.5
Somewhat disagree	5	-	-	-	-	-	9.5	-	-	-	-	-	12.0	1.3
Disagree	6	-	-	-	-	-	4.3	-	-	-	-	-	4.3	0.5
Strongly disagree	7	-	-	-	-	-	2.8	-	-	-	-	-	0.5	0.2
DK/NA	-8	-	-	-	-	-	0.0	-	-	-	-	-	3.2	0.2
IAP	-1	100.0	100.0	100.0	100.0	100.0	0.0	100.0	100.0	100.0	100.0	100.0	0.0	88.1
N		7276	1508	1599	1576	1535	1396	1294	1370	1051	1031	1205	1230	22071

\* SHOW CARD

\*\*\* Keyword: Neighbor, Government

**Table 3132 Trust on relatives**

[Questionnaire] How much do you trust the following people?... Relatives

[VAR] PERTRT1

RESPONSE	PUNCH	03-07	2008	2009	2010	2011	2012	2013	2014	2016	2018	2021	2023	TOTAL
A great deal	1	-	-	-	-	-	35.4	-	-	-	-	-	26.7	3.7
To some extent	2	-	-	-	-	-	53.0	-	-	-	-	-	65.4	7.0
Not very much	3	-	-	-	-	-	9.9	-	-	-	-	-	7.0	1.0
Not at all	4	-	-	-	-	-	1.7	-	-	-	-	-	0.8	0.2
DK/NA	-8	-	-	-	-	-	0.0	-	-	-	-	-	0.2	0.0
IAP	-1	100.0	100.0	100.0	100.0	100.0	0.0	100.0	100.0	100.0	100.0	100.0	0.0	88.1
N		7276	1508	1599	1576	1535	1396	1294	1370	1051	1031	1205	1230	22071

\* SHOW CARD

\*\*\* Keyword: Trust

**Table 3133 Trust on friends**

[Questionnaire] How much do you trust the following people?... Friends

[VAR] PERTRT2

RESPONSE	PUNCH	03-07	2008	2009	2010	2011	2012	2013	2014	2016	2018	2021	2023	TOTAL
A great deal	1	-	-	-	-	-	37.7	-	-	-	-	-	27.7	3.9
To some extent	2	-	-	-	-	-	56.2	-	-	-	-	-	68.7	7.4
Not very much	3	-	-	-	-	-	4.9	-	-	-	-	-	3.3	0.5
Not at all	4	-	-	-	-	-	1.2	-	-	-	-	-	0.2	0.1
DK/NA	-8	-	-	-	-	-	0.0	-	-	-	-	-	0.1	0.0
IAP	-1	100.0	100.0	100.0	100.0	100.0	0.0	100.0	100.0	100.0	100.0	100.0	0.0	88.1
N		7276	1508	1599	1576	1535	1396	1294	1370	1051	1031	1205	1230	22071

\* SHOW CARD

\*\*\* Keyword: Trust, Friends

**Table 3134 Trust on neighbors**

[Questionnaire] How much do you trust the following people?... Neighbors

[VAR] PERTRT3

RESPONSE	PUNCH	03-07	2008	2009	2010	2011	2012	2013	2014	2016	2018	2021	2023	TOTAL
A great deal	1	-	-	-	-	-	12.6	-	-	-	-	-	5.4	1.1
To some extent	2	-	-	-	-	-	54.7	-	-	-	-	-	56.5	6.6
Not very much	3	-	-	-	-	-	28.2	-	-	-	-	-	33.8	3.7
Not at all	4	-	-	-	-	-	4.4	-	-	-	-	-	3.8	0.5
DK/NA	-8	-	-	-	-	-	0.0	-	-	-	-	-	0.5	0.0
IAP	-1	100.0	100.0	100.0	100.0	100.0	0.0	100.0	100.0	100.0	100.0	100.0	0.0	88.1
N		7276	1508	1599	1576	1535	1396	1294	1370	1051	1031	1205	1230	22071

\* SHOW CARD

\*\*\* Keyword: Trust, Neighbor

**Table 3135 Trust on work colleagues**

[Questionnaire] How much do you trust the following people?... Work colleagues

[VAR] PERTRT4

RESPONSE	PUNCH	03-07	2008	2009	2010	2011	2012	2013	2014	2016	2018	2021	2023	TOTAL
A great deal	1	-	-	-	-	-	14.7	-	-	-	-	-	5.4	1.2
To some extent	2	-	-	-	-	-	57.0	-	-	-	-	-	60.7	7.0
Not very much	3	-	-	-	-	-	22.9	-	-	-	-	-	18.8	2.5
Not at all	4	-	-	-	-	-	5.4	-	-	-	-	-	1.1	0.4
DK/NA	-8	-	-	-	-	-	0.0	-	-	-	-	-	14.1	0.8
IAP	-1	100.0	100.0	100.0	100.0	100.0	0.0	100.0	100.0	100.0	100.0	100.0	0.0	88.1
N		7276	1508	1599	1576	1535	1396	1294	1370	1051	1031	1205	1230	22071

\* SHOW CARD

\*\*\* Keyword: Trust, Workplace, Colleagues



**Table 3136 Trust on strangers**

[Questionnaire] How much do you trust the following people?... Strangers

[VAR] PERTRT5

RESPONSE	PUNCH	03-07	2008	2009	2010	2011	2012	2013	2014	2016	2018	2021	2023	TOTAL
A great deal	1	-	-	-	-	-	0.7	-	-	-	-	-	1.3	0.1
To some extent	2	-	-	-	-	-	9.0	-	-	-	-	-	9.8	1.1
Not very much	3	-	-	-	-	-	38.3	-	-	-	-	-	44.4	4.9
Not at all	4	-	-	-	-	-	51.9	-	-	-	-	-	42.5	5.7
DK/NA	-8	-	-	-	-	-	0.0	-	-	-	-	-	2.0	0.1
IAP	-1	100.0	100.0	100.0	100.0	100.0	0.0	100.0	100.0	100.0	100.0	100.0	0.0	88.1
N		7276	1508	1599	1576	1535	1396	1294	1370	1051	1031	1205	1230	22071

\* SHOW CARD

\*\*\* Keyword: Trust

**Table 3137 Trust on physicians**

[Questionnaire] How much do you trust the following people?... Physicians

[VAR] PERTRT6

RESPONSE	PUNCH	03-07	2008	2009	2010	2011	2012	2013	2014	2016	2018	2021	2023	TOTAL
A great deal	1	-	-	-	-	-	11.8	-	-	-	-	-	17.3	1.7
To some extent	2	-	-	-	-	-	62.2	-	-	-	-	-	69.0	7.8
Not very much	3	-	-	-	-	-	20.9	-	-	-	-	-	12.0	2.0
Not at all	4	-	-	-	-	-	5.0	-	-	-	-	-	1.4	0.4
DK/NA	-8	-	-	-	-	-	0.0	-	-	-	-	-	0.3	0.0
IAP	-1	100.0	100.0	100.0	100.0	100.0	0.0	100.0	100.0	100.0	100.0	100.0	0.0	88.1
N		7276	1508	1599	1576	1535	1396	1294	1370	1051	1031	1205	1230	22071

\* SHOW CARD

\*\*\* Keyword: Trust, Doctor

**Table 3138 Trust on bank staffs**

[Questionnaire] How much do you trust the following people?... Banking staff

[VAR] PERTRT7

RESPONSE	PUNCH	03-07	2008	2009	2010	2011	2012	2013	2014	2016	2018	2021	2023	TOTAL
A great deal	1	-	-	-	-	-	9.8	-	-	-	-	-	11.0	1.2
To some extent	2	-	-	-	-	-	61.3	-	-	-	-	-	69.5	7.7
Not very much	3	-	-	-	-	-	25.3	-	-	-	-	-	17.6	2.6
Not at all	4	-	-	-	-	-	3.6	-	-	-	-	-	1.2	0.3
DK/NA	-8	-	-	-	-	-	0.0	-	-	-	-	-	0.7	0.0
IAP	-1	100.0	100.0	100.0	100.0	100.0	0.0	100.0	100.0	100.0	100.0	100.0	0.0	88.1
N		7276	1508	1599	1576	1535	1396	1294	1370	1051	1031	1205	1230	22071

\* SHOW CARD

\*\*\* Keyword: Trust

**Table 3139 Trust on company executives**

[Questionnaire] How much do you trust the following people?... Company executives

[VAR] PERTRT8

RESPONSE	PUNCH	03-07	2008	2009	2010	2011	2012	2013	2014	2016	2018	2021	2023	TOTAL
A great deal	1	-	-	-	-	-	3.1	-	-	-	-	-	4.3	0.4
To some extent	2	-	-	-	-	-	47.7	-	-	-	-	-	53.3	6.0
Not very much	3	-	-	-	-	-	41.5	-	-	-	-	-	32.4	4.4
Not at all	4	-	-	-	-	-	7.7	-	-	-	-	-	3.3	0.7
DK/NA	-8	-	-	-	-	-	0.0	-	-	-	-	-	6.7	0.4
IAP	-1	100.0	100.0	100.0	100.0	100.0	0.0	100.0	100.0	100.0	100.0	100.0	0.0	88.1
N		7276	1508	1599	1576	1535	1396	1294	1370	1051	1031	1205	1230	22071

\* SHOW CARD

\*\*\* Keyword: Trust

**Table 3140 Trust on journalists**

[Questionnaire] How much do you trust the following people?... Journalists

[VAR] PERTRT9

RESPONSE	PUNCH	03-07	2008	2009	2010	2011	2012	2013	2014	2016	2018	2021	2023	TOTAL
A great deal	1	-	-	-	-	-	3.6	-	-	-	-	-	2.2	0.3
To some extent	2	-	-	-	-	-	35.2	-	-	-	-	-	38.9	4.4
Not very much	3	-	-	-	-	-	48.0	-	-	-	-	-	44.9	5.5
Not at all	4	-	-	-	-	-	13.2	-	-	-	-	-	11.6	1.5
DK/NA	-8	-	-	-	-	-	0.0	-	-	-	-	-	2.4	0.1
IAP	-1	100.0	100.0	100.0	100.0	100.0	0.0	100.0	100.0	100.0	100.0	100.0	0.0	88.1
N		7276	1508	1599	1576	1535	1396	1294	1370	1051	1031	1205	1230	22071

\* SHOW CARD

\*\*\* Keyword: Trust

**Table 3141 Trust on NGO/NPO leaders**

[Questionnaire] How much do you trust the following people?... NGO/NPO leaders

[VAR] PERTRT10

RESPONSE	PUNCH	03-07	2008	2009	2010	2011	2012	2013	2014	2016	2018	2021	2023	TOTAL
A great deal	1	-	-	-	-	-	2.9	-	-	-	-	-	2.2	0.3
To some extent	2	-	-	-	-	-	33.6	-	-	-	-	-	26.9	3.6
Not very much	3	-	-	-	-	-	49.1	-	-	-	-	-	53.0	6.1
Not at all	4	-	-	-	-	-	14.4	-	-	-	-	-	13.3	1.6
DK/NA	-8	-	-	-	-	-	0.0	-	-	-	-	-	4.6	0.3
IAP	-1	100.0	100.0	100.0	100.0	100.0	0.0	100.0	100.0	100.0	100.0	100.0	0.0	88.1
N		7276	1508	1599	1576	1535	1396	1294	1370	1051	1031	1205	1230	22071

\* SHOW CARD

\*\*\* Keyword: Trust



**Table 3142 Trust on schoolteachers**

[Questionnaire] How much do you trust the following people?... Teachers

[VAR] PERTRT11

RESPONSE	PUNCH	03-07	2008	2009	2010	2011	2012	2013	2014	2016	2018	2021	2023	TOTAL
A great deal	1	-	-	-	-	-	14.7	-	-	-	-	-	9.9	1.5
To some extent	2	-	-	-	-	-	62.5	-	-	-	-	-	68.9	7.8
Not very much	3	-	-	-	-	-	19.1	-	-	-	-	-	17.2	2.2
Not at all	4	-	-	-	-	-	3.7	-	-	-	-	-	3.2	0.4
DK/NA	-8	-	-	-	-	-	0.0	-	-	-	-	-	0.8	0.0
IAP	-1	100.0	100.0	100.0	100.0	100.0	0.0	100.0	100.0	100.0	100.0	100.0	0.0	88.1
N		7276	1508	1599	1576	1535	1396	1294	1370	1051	1031	1205	1230	22071

\* SHOW CARD

\*\*\* Keyword: Trust, School Teacher

**Table 3143 Trust on local government officials**

[Questionnaire] How much do you trust the following people?... Local govt officials

[VAR] PERTRT12

RESPONSE	PUNCH	03-07	2008	2009	2010	2011	2012	2013	2014	2016	2018	2021	2023	TOTAL
A great deal	1	-	-	-	-	-	5.2	-	-	-	-	-	5.0	0.6
To some extent	2	-	-	-	-	-	43.0	-	-	-	-	-	59.4	6.0
Not very much	3	-	-	-	-	-	44.6	-	-	-	-	-	30.2	4.5
Not at all	4	-	-	-	-	-	7.2	-	-	-	-	-	4.1	0.7
DK/NA	-8	-	-	-	-	-	0.0	-	-	-	-	-	1.2	0.1
IAP	-1	100.0	100.0	100.0	100.0	100.0	0.0	100.0	100.0	100.0	100.0	100.0	0.0	88.1
N		7276	1508	1599	1576	1535	1396	1294	1370	1051	1031	1205	1230	22071

\* SHOW CARD

\*\*\* Keyword: Trust, Government, Civil Servants

**Table 3144 Trust on central government officials**

[Questionnaire] How much do you trust the following people?... Local govt officials

[VAR] PERTRT13

RESPONSE	PUNCH	03-07	2008	2009	2010	2011	2012	2013	2014	2016	2018	2021	2023	TOTAL
A great deal	1	-	-	-	-	-	3.6	-	-	-	-	-	5.2	0.5
To some extent	2	-	-	-	-	-	38.7	-	-	-	-	-	54.9	5.5
Not very much	3	-	-	-	-	-	46.1	-	-	-	-	-	33.1	4.8
Not at all	4	-	-	-	-	-	11.6	-	-	-	-	-	5.0	1.0
DK/NA	-8	-	-	-	-	-	0.0	-	-	-	-	-	1.8	0.1
IAP	-1	100.0	100.0	100.0	100.0	100.0	0.0	100.0	100.0	100.0	100.0	100.0	0.0	88.1
N		7276	1508	1599	1576	1535	1396	1294	1370	1051	1031	1205	1230	22071

\* SHOW CARD

\*\*\* Keyword: Trust, Government, Civil Servants

**Table 3145 Trust on police officers**

[Questionnaire] How much do you trust the following people?... Police officers

[VAR] PERTRT14

RESPONSE	PUNCH	03-07	2008	2009	2010	2011	2012	2013	2014	2016	2018	2021	2023	TOTAL
A great deal	1	-	-	-	-	-	10.5	-	-	-	-	-	9.8	1.2
To some extent	2	-	-	-	-	-	54.2	-	-	-	-	-	61.8	6.9
Not very much	3	-	-	-	-	-	28.9	-	-	-	-	-	24.9	3.2
Not at all	4	-	-	-	-	-	6.4	-	-	-	-	-	2.3	0.5
DK/NA	-8	-	-	-	-	-	0.0	-	-	-	-	-	1.2	0.1
IAP	-1	100.0	100.0	100.0	100.0	100.0	0.0	100.0	100.0	100.0	100.0	100.0	0.0	88.1
N		7276	1508	1599	1576	1535	1396	1294	1370	1051	1031	1205	1230	22071

\* SHOW CARD

\*\*\* Keyword: Trust, Police Officers

**Table 3146 Trust on military officers**

[Questionnaire] How much do you trust the following people?... Military officers

[VAR] PERTRT15

RESPONSE	PUNCH	03-07	2008	2009	2010	2011	2012	2013	2014	2016	2018	2021	2023	TOTAL
A great deal	1	-	-	-	-	-	11.2	-	-	-	-	-	5.4	1.0
To some extent	2	-	-	-	-	-	48.6	-	-	-	-	-	50.6	5.9
Not very much	3	-	-	-	-	-	33.6	-	-	-	-	-	36.9	4.2
Not at all	4	-	-	-	-	-	6.5	-	-	-	-	-	4.6	0.7
DK/NA	-8	-	-	-	-	-	0.0	-	-	-	-	-	2.6	0.1
IAP	-1	100.0	100.0	100.0	100.0	100.0	0.0	100.0	100.0	100.0	100.0	100.0	0.0	88.1
N		7276	1508	1599	1576	1535	1396	1294	1370	1051	1031	1205	1230	22071

\* SHOW CARD

\*\*\* Keyword: Trust

**Table 3147 Trust on judges**

[Questionnaire] How much do you trust the following people?... Judges

[VAR] PERTRT16

RESPONSE	PUNCH	03-07	2008	2009	2010	2011	2012	2013	2014	2016	2018	2021	2023	TOTAL
A great deal	1	-	-	-	-	-	11.5	-	-	-	-	-	10.4	1.3
To some extent	2	-	-	-	-	-	50.6	-	-	-	-	-	53.4	6.2
Not very much	3	-	-	-	-	-	30.2	-	-	-	-	-	28.8	3.5
Not at all	4	-	-	-	-	-	7.7	-	-	-	-	-	5.4	0.8
DK/NA	-8	-	-	-	-	-	0.0	-	-	-	-	-	2.0	0.1
IAP	-1	100.0	100.0	100.0	100.0	100.0	0.0	100.0	100.0	100.0	100.0	100.0	0.0	88.1
N		7276	1508	1599	1576	1535	1396	1294	1370	1051	1031	1205	1230	22071

\* SHOW CARD

\*\*\* Keyword: Trust, Justice



**Table 3148 Trust on prosecutors**

[Questionnaire] How much do you trust the following people?... Prosecutors

[VAR] PERTRT17

RESPONSE	PUNCH	03-07	2008	2009	2010	2011	2012	2013	2014	2016	2018	2021	2023	TOTAL
A great deal	1	-	-	-	-	-	-	-	-	-	-	-	7.7	0.4
To some extent	2	-	-	-	-	-	-	-	-	-	-	-	51.7	2.9
Not very much	3	-	-	-	-	-	-	-	-	-	-	-	31.7	1.8
Not at all	4	-	-	-	-	-	-	-	-	-	-	-	7.0	0.4
DK/NA	-8	-	-	-	-	-	-	-	-	-	-	-	1.9	0.1
IAP	-1	100.0	100.0	100.0	100.0	100.0	100.0	100.0	100.0	100.0	100.0	100.0	0.0	94.4
N		7276	1508	1599	1576	1535	1396	1294	1370	1051	1031	1205	1230	22071

\* SHOW CARD

\*\*\* Keyword: Trust, Prosecutor

**Table 3149 Opinion on human nature**

[Questionnaire] What do you think of human nature? Choose a number from 1 to 7...

[VAR] HUMNAT

RESPONSE	PUNCH	03-07	2008	2009	2010	2011	2012	2013	2014	2016	2018	2021	2023	TOTAL
Human nature is basically bad	1	-	-	-	-	-	3.3	-	-	4.2	4.4	1.2	1.2	0.7
	2	-	-	-	-	-	4.7	-	-	6.3	6.4	3.7	2.6	1.2
	3	-	-	-	-	-	8.2	-	-	8.3	12.3	8.7	6.3	2.3
	4	-	-	-	-	-	21.1	-	-	18.0	18.9	21.0	14.9	5.1
	5	-	-	-	-	-	23.3	-	-	19.7	20.3	28.6	29.8	6.6
	6	-	-	-	-	-	20.4	-	-	22.9	21.4	29.5	34.1	6.9
Human nature is basically good	7	-	-	-	-	-	18.9	-	-	20.6	16.3	7.0	9.7	3.9
DK/NA	-8	-	-	-	-	-	0.1	-	-	0.0	0.0	0.3	1.3	0.1
IAP	-1	100.0	100.0	100.0	100.0	100.0	0.0	100.0	100.0	0.0	0.0	0.0	0.0	73.2
N		7276	1508	1599	1576	1535	1396	1294	1370	1051	1031	1205	1230	22071

\* SHOW CARD

\*\* This variable is not included in the EASS module, but only 2016, 2018 KGSS included it

**Table 3150 Number of years that R has been living in the same area**

[Questionnaire] How long have you been living in the same area (township/city district)?

[VAR] RESIHOW

RESPONSE	PUNCH	03-07	2008	2009	2010	2011	2012	2013	2014	2016	2018	2021	2023	TOTAL
Since I was born	1	-	-	-	-	-	9.2	-	-	-	-	-	6.0	0.9
Less than a year	2	-	-	-	-	-	4.4	-	-	-	-	-	2.2	0.4
1-2.99 years	3	-	-	-	-	-	8.0	-	-	-	-	-	10.2	1.1
3-4.99 years	4	-	-	-	-	-	9.0	-	-	-	-	-	13.5	1.3
5-9.99 years	5	-	-	-	-	-	14.3	-	-	-	-	-	17.0	1.9
10-19.99 years	6	-	-	-	-	-	23.6	-	-	-	-	-	24.6	2.9
20-29.99 years	7	-	-	-	-	-	13.7	-	-	-	-	-	12.8	1.6
30 years and more	8	-	-	-	-	-	17.7	-	-	-	-	-	13.6	1.9
DK/NA	-8	-	-	-	-	-	0.0	-	-	-	-	-	0.2	0.0
IAP	-1	100.0	100.0	100.0	100.0	100.0	0.0	100.0	100.0	100.0	100.0	100.0	0.0	88.1
N		7276	1508	1599	1576	1535	1396	1294	1370	1051	1031	1205	1230	22071

\* SHOW CARD

**Table 3151 Opinion on having the power to make important decisions to change the course of life**

[Questionnaire] Do you feel that you have the power to make important decisions to change the course of your life?

[VAR] INDPOWR

RESPONSE	PUNCH	03-07	2008	2009	2010	2011	2012	2013	2014	2016	2018	2021	2023	TOTAL
Mostly unable to change life	1	-	-	-	-	-	9.9	-	-	-	-	-	-	0.6
Somewhat unable to change life	2	-	-	-	-	-	22.2	-	-	-	-	-	-	1.4
Somewhat able to change life	3	-	-	-	-	-	51.0	-	-	-	-	-	-	3.2
Mostly able to change life	4	-	-	-	-	-	16.9	-	-	-	-	-	-	1.1
IAP	-1	100.0	100.0	100.0	100.0	100.0	0.0	100.0	100.0	100.0	100.0	100.0	100.0	93.7
N		7276	1508	1599	1576	1535	1396	1294	1370	1051	1031	1205	1230	22071

\*\*\* Keyword: Decision

**Table 3152 Whether R owns publicly traded stocks**

[Questionnaire] Do you own any publicly traded stocks?

[VAR] STOCK

RESPONSE	PUNCH	03-07	2008	2009	2010	2011	2012	2013	2014	2016	2018	2021	2023	TOTAL
Yes	1	-	-	-	-	-	12.3	-	-	-	-	-	-	0.8
No	2	-	-	-	-	-	87.7	-	-	-	-	-	-	5.5
IAP	-1	100.0	100.0	100.0	100.0	100.0	0.0	100.0	100.0	100.0	100.0	100.0	100.0	93.7
N		7276	1508	1599	1576	1535	1396	1294	1370	1051	1031	1205	1230	22071



**Table 3153 Who do you have more frequent contact with, the people who think and act similarly to you or differently from you?**

[Questionnaire] Among non-kin contacts(except those who live with you) with whom you frequently socialize, which of the following best describes the way they think and do things?

[VAR] SIMNONKN

RESPONSE	PUNCH	03-07	2008	2009	2010	2011	2012	2013	2014	2016	2018	2021	2023	TOTAL
I have contact more with people who think and do things in similar ways to you than different ways	1	-	-	-	-	-	-	-	-	-	-	-	32.4	1.8
I have contact with people who think and do things in similar ways and different ways to the same extent	2	-	-	-	-	-	-	-	-	-	-	-	60.7	3.4
I have contact more with people who think and do things in different ways to you than similar ways	3	-	-	-	-	-	-	-	-	-	-	-	5.0	0.3
DK	-8	-	-	-	-	-	-	-	-	-	-	-	2.0	0.1
IAP	-1	100.0	100.0	100.0	100.0	100.0	100.0	100.0	100.0	100.0	100.0	100.0	0.0	94.4
N		7276	1508	1599	1576	1535	1396	1294	1370	1051	1031	1205	1230	22071

\* SHOW CARD

\*\* Keyword: Contact, Social Network

**Table 3154 Providing support\_Listening to personal issues or concerns: Co-residence family**

[Questionnaire] During the past 12 months, to whom have you provided the following types of support? Choose all that apply.... Listening to personal problems or concerns... Co-residence family

[VAR] GIVELTFM

RESPONSE	PUNCH	03-07	2008	2009	2010	2011	2012	2013	2014	2016	2018	2021	2023	TOTAL
Not chosen	0	-	-	-	-	-	-	-	-	-	-	-	48.9	2.7
Co-residence family	1	-	-	-	-	-	-	-	-	-	-	-	51.1	2.8
IAP	-1	100.0	100.0	100.0	100.0	100.0	100.0	100.0	100.0	100.0	100.0	100.0	0.0	94.4
N		7276	1508	1599	1576	1535	1396	1294	1370	1051	1031	1205	1230	22071

\* SHOW CARD

\*\* Keyword: Emotional Support, Family Members

**Table 3155 Providing support\_Listening to personal issues or concerns: Other relatives**

[Questionnaire] During the past 12 months, to whom have you provided the following types of support? Choose all that apply.... Listening to personal problems or concerns... Other relatives

[VAR] GIVELTNF

RESPONSE	PUNCH	03-07	2008	2009	2010	2011	2012	2013	2014	2016	2018	2021	2023	TOTAL
Not chosen	0	-	-	-	-	-	-	-	-	-	-	-	92.4	5.2
Other relatives	1	-	-	-	-	-	-	-	-	-	-	-	7.6	0.4
IAP	-1	100.0	100.0	100.0	100.0	100.0	100.0	100.0	100.0	100.0	100.0	100.0	0.0	94.4
N		7276	1508	1599	1576	1535	1396	1294	1370	1051	1031	1205	1230	22071

\* SHOW CARD

\*\* Keyword: Emotional Support, Relative

**Table 3156 Providing support\_Listening to personal issues or concerns: Work colleagues**

[Questionnaire] During the past 12 months, to whom have you provided the following types of support? Choose all that apply.... Listening to personal problems or concerns... Work colleagues

[VAR] GIVELTWK

RESPONSE	PUNCH	03-07	2008	2009	2010	2011	2012	2013	2014	2016	2018	2021	2023	TOTAL
Not chosen	0	-	-	-	-	-	-	-	-	-	-	-	88.5	4.9
Work colleagues	1	-	-	-	-	-	-	-	-	-	-	-	11.5	0.6
IAP	-1	100.0	100.0	100.0	100.0	100.0	100.0	100.0	100.0	100.0	100.0	100.0	0.0	94.4
N		7276	1508	1599	1576	1535	1396	1294	1370	1051	1031	1205	1230	22071

\* SHOW CARD

\*\* Keyword: Emotional Support, Colleagues

**Table 3157 Providing support\_Listening to personal issues or concerns: Neighbors**

[Questionnaire] During the past 12 months, to whom have you provided the following types of support? Choose all that apply.... Listening to personal problems or concerns... Neighbors

[VAR] GIVELTNE

RESPONSE	PUNCH	03-07	2008	2009	2010	2011	2012	2013	2014	2016	2018	2021	2023	TOTAL
Not chosen	0	-	-	-	-	-	-	-	-	-	-	-	94.4	5.3
Neighbors	1	-	-	-	-	-	-	-	-	-	-	-	5.6	0.3
IAP	-1	100.0	100.0	100.0	100.0	100.0	100.0	100.0	100.0	100.0	100.0	100.0	0.0	94.4
N		7276	1508	1599	1576	1535	1396	1294	1370	1051	1031	1205	1230	22071

\* SHOW CARD

\*\* Keyword: Emotional Support, Neighbors

**Table 3158 Providing support\_Listening to personal issues or concerns: Friends**

[Questionnaire] During the past 12 months, to whom have you provided the following types of support? Choose all that apply.... Listening to personal problems or concerns... Friends

[VAR] GIVELTFR

RESPONSE	PUNCH	03-07	2008	2009	2010	2011	2012	2013	2014	2016	2018	2021	2023	TOTAL
Not chosen	0	-	-	-	-	-	-	-	-	-	-	-	39.4	2.2
Friends	1	-	-	-	-	-	-	-	-	-	-	-	60.6	3.4
IAP	-1	100.0	100.0	100.0	100.0	100.0	100.0	100.0	100.0	100.0	100.0	100.0	0.0	94.4
N		7276	1508	1599	1576	1535	1396	1294	1370	1051	1031	1205	1230	22071

\* SHOW CARD

\*\* Keyword: Emotional Support, Friends



**Table 3159 Providing support\_Listening to personal issues or concerns: Did not help anybody**

[Questionnaire] During the past 12 months, to whom have you provided the following types of support? Choose all that apply.... Listening to personal problems or concerns... Did not help anybody

[VAR] GIVELTNO

RESPONSE	PUNCH	03-07	2008	2009	2010	2011	2012	2013	2014	2016	2018	2021	2023	TOTAL
Not chosen	0	-	-	-	-	-	-	-	-	-	-	-	97.8	5.5
Did not help anybody	1	-	-	-	-	-	-	-	-	-	-	-	2.2	0.1
IAP	-1	100.0	100.0	100.0	100.0	100.0	100.0	100.0	100.0	100.0	100.0	100.0	0.0	94.4
N		7276	1508	1599	1576	1535	1396	1294	1370	1051	1031	1205	1230	22071

\* SHOW CARD

\*\* Keyword: Emotional Support

**Table 3160 Providing support\_Listening to personal issues or concerns: Never had such need**

[Questionnaire] During the past 12 months, to whom have you provided the following types of support? Choose all that apply.... Listening to personal problems or concerns... Never had such need

[VAR] GIVELTNN

RESPONSE	PUNCH	03-07	2008	2009	2010	2011	2012	2013	2014	2016	2018	2021	2023	TOTAL
Not chosen	0	-	-	-	-	-	-	-	-	-	-	-	96.6	5.4
Never had such need	1	-	-	-	-	-	-	-	-	-	-	-	3.4	0.2
IAP	-1	100.0	100.0	100.0	100.0	100.0	100.0	100.0	100.0	100.0	100.0	100.0	0.0	94.4
N		7276	1508	1599	1576	1535	1396	1294	1370	1051	1031	1205	1230	22071

\* SHOW CARD

\*\* Keyword: Emotional Support

**Table 3161 Providing support\_Financial support: Co-residence family**

[Questionnaire] During the past 12 months, to whom have you provided the following types of support? Choose all that apply.... Providing financial support... Co-residence family

[VAR] GIVEECFM

RESPONSE	PUNCH	03-07	2008	2009	2010	2011	2012	2013	2014	2016	2018	2021	2023	TOTAL
Not chosen	0	-	-	-	-	-	-	-	-	-	-	-	43.8	2.4
Co-residence family	1	-	-	-	-	-	-	-	-	-	-	-	56.2	3.1
IAP	-1	100.0	100.0	100.0	100.0	100.0	100.0	100.0	100.0	100.0	100.0	100.0	0.0	94.4
N		7276	1508	1599	1576	1535	1396	1294	1370	1051	1031	1205	1230	22071

\* SHOW CARD

\*\* Keyword: Emotional Support, Family Members

**Table 3162 Providing support\_Financial support: Other relatives**

[Questionnaire] During the past 12 months, to whom have you provided the following types of support? Choose all that apply.... Providing financial support... Other relatives

[VAR] GIVEECNF

RESPONSE	PUNCH	03-07	2008	2009	2010	2011	2012	2013	2014	2016	2018	2021	2023	TOTAL
Not chosen	0	-	-	-	-	-	-	-	-	-	-	-	88.3	4.9
Other relatives	1	-	-	-	-	-	-	-	-	-	-	-	11.7	0.7
IAP	-1	100.0	100.0	100.0	100.0	100.0	100.0	100.0	100.0	100.0	100.0	100.0	0.0	94.4
N		7276	1508	1599	1576	1535	1396	1294	1370	1051	1031	1205	1230	22071

\* SHOW CARD

\*\* Keyword: Financial Support, Relative

**Table 3163 Providing support\_Financial support: Work colleagues**

[Questionnaire] During the past 12 months, to whom have you provided the following types of support? Choose all that apply.... Providing financial support... Work colleagues

[VAR] GIVEECWK

RESPONSE	PUNCH	03-07	2008	2009	2010	2011	2012	2013	2014	2016	2018	2021	2023	TOTAL
Not chosen	0	-	-	-	-	-	-	-	-	-	-	-	98.1	5.5
Work colleagues	1	-	-	-	-	-	-	-	-	-	-	-	1.9	0.1
IAP	-1	100.0	100.0	100.0	100.0	100.0	100.0	100.0	100.0	100.0	100.0	100.0	0.0	94.4
N		7276	1508	1599	1576	1535	1396	1294	1370	1051	1031	1205	1230	22071

\* SHOW CARD

\*\* Keyword: Financial Support, Colleagues

**Table 3164 Providing support\_Financial support: Neighbors**

[Questionnaire] During the past 12 months, to whom have you provided the following types of support? Choose all that apply.... Providing financial support... Neighbors

[VAR] GIVEECNE

RESPONSE	PUNCH	03-07	2008	2009	2010	2011	2012	2013	2014	2016	2018	2021	2023	TOTAL
Not chosen	0	-	-	-	-	-	-	-	-	-	-	-	98.0	5.5
Neighbors	1	-	-	-	-	-	-	-	-	-	-	-	2.0	0.1
IAP	-1	100.0	100.0	100.0	100.0	100.0	100.0	100.0	100.0	100.0	100.0	100.0	0.0	94.4
N		7276	1508	1599	1576	1535	1396	1294	1370	1051	1031	1205	1230	22071

\* SHOW CARD

\*\* Keyword: Financial Support, Neighbor



**Table 3165 Providing support\_Financial support: Friends**

[Questionnaire] During the past 12 months, to whom have you provided the following types of support? Choose all that apply.... Providing financial support... Friends

[VAR] GIVEECFR

RESPONSE	PUNCH	03-07	2008	2009	2010	2011	2012	2013	2014	2016	2018	2021	2023	TOTAL
Not chosen	0	-	-	-	-	-	-	-	-	-	-	-	86.7	4.8
Friends	1	-	-	-	-	-	-	-	-	-	-	-	13.3	0.7
IAP	-1	100.0	100.0	100.0	100.0	100.0	100.0	100.0	100.0	100.0	100.0	100.0	0.0	94.4
N		7276	1508	1599	1576	1535	1396	1294	1370	1051	1031	1205	1230	22071

\* SHOW CARD

\*\* Keyword: Financial Support, Friends

**Table 3166 Providing support\_Financial support: Did not help anybody**

[Questionnaire] During the past 12 months, to whom have you provided the following types of support? Choose all that apply.... Providing financial support... Did not help anybody

[VAR] GIVEECNO

RESPONSE	PUNCH	03-07	2008	2009	2010	2011	2012	2013	2014	2016	2018	2021	2023	TOTAL
Not chosen	0	-	-	-	-	-	-	-	-	-	-	-	87.2	4.7
Did not help anybody	1	-	-	-	-	-	-	-	-	-	-	-	12.8	0.7
IAP	-1	100.0	100.0	100.0	100.0	100.0	100.0	100.0	100.0	100.0	100.0	100.0	0.0	94.4
N		7276	1508	1599	1576	1535	1396	1294	1370	1051	1031	1205	1230	22071

\* SHOW CARD

\*\* Keyword: Financial Support

**Table 3167 Providing support\_Financial support: Never had such need**

[Questionnaire] During the past 12 months, to whom have you provided the following types of support? Choose all that apply.... Providing financial support... Never had such need

[VAR] GIVEECNN

RESPONSE	PUNCH	03-07	2008	2009	2010	2011	2012	2013	2014	2016	2018	2021	2023	TOTAL
Not chosen	0	-	-	-	-	-	-	-	-	-	-	-	83.9	4.7
Never had such need	1	-	-	-	-	-	-	-	-	-	-	-	16.1	0.9
IAP	-1	100.0	100.0	100.0	100.0	100.0	100.0	100.0	100.0	100.0	100.0	100.0	0.0	94.4
N		7276	1508	1599	1576	1535	1396	1294	1370	1051	1031	1205	1230	22071

\* SHOW CARD

\*\* Keyword: Financial Support

**Table 3168 Providing support\_Household chores or care: Co-residence family**

[Questionnaire] During the past 12 months, to whom have you provided the following types of support? Choose all that apply.... Taking care of household chores/cares... Co-residence family

[VAR] GIVEECRFM

RESPONSE	PUNCH	03-07	2008	2009	2010	2011	2012	2013	2014	2016	2018	2021	2023	TOTAL
Not chosen	0	-	-	-	-	-	-	-	-	-	-	-	35.7	2.0
Co-residence family	1	-	-	-	-	-	-	-	-	-	-	-	64.3	3.6
IAP	-1	100.0	100.0	100.0	100.0	100.0	100.0	100.0	100.0	100.0	100.0	100.0	0.0	94.4
N		7276	1508	1599	1576	1535	1396	1294	1370	1051	1031	1205	1230	22071

\* SHOW CARD

\*\* Keyword: Household chores, Care, Family Members

**Table 3169 Providing support\_Household chores or care: Other relatives**

[Questionnaire] During the past 12 months, to whom have you provided the following types of support? Choose all that apply.... Taking care of household chores/cares... Other relatives

[VAR] GIVEECRNF

RESPONSE	PUNCH	03-07	2008	2009	2010	2011	2012	2013	2014	2016	2018	2021	2023	TOTAL
Not chosen	0	-	-	-	-	-	-	-	-	-	-	-	91.5	5.1
Other relatives	1	-	-	-	-	-	-	-	-	-	-	-	8.5	0.5
IAP	-1	100.0	100.0	100.0	100.0	100.0	100.0	100.0	100.0	100.0	100.0	100.0	0.0	94.4
N		7276	1508	1599	1576	1535	1396	1294	1370	1051	1031	1205	1230	22071

\* SHOW CARD

\*\* Keyword: Household chores, Care, Relative

**Table 3170 Providing support\_Household chores or care: Work colleagues**

[Questionnaire] During the past 12 months, to whom have you provided the following types of support? Choose all that apply.... Taking care of household chores/cares... Work colleagues

[VAR] GIVEECRWK

RESPONSE	PUNCH	03-07	2008	2009	2010	2011	2012	2013	2014	2016	2018	2021	2023	TOTAL
Not chosen	0	-	-	-	-	-	-	-	-	-	-	-	98.3	5.5
Work colleagues	1	-	-	-	-	-	-	-	-	-	-	-	1.7	0.1
IAP	-1	100.0	100.0	100.0	100.0	100.0	100.0	100.0	100.0	100.0	100.0	100.0	0.0	94.4
N		7276	1508	1599	1576	1535	1396	1294	1370	1051	1031	1205	1230	22071

\* SHOW CARD

\*\* Keyword: Household chores, Care, Colleagues



**Table 3171 Providing support\_Household chores or care: Neighbors**

[Questionnaire] During the past 12 months, to whom have you provided the following types of support? Choose all that apply.... Taking care of household chores/cares... Neighbors

[VAR] GIVECRNE

RESPONSE	PUNCH	03-07	2008	2009	2010	2011	2012	2013	2014	2016	2018	2021	2023	TOTAL
Not chosen	1	-	-	-	-	-	-	-	-	-	-	-	97.9	5.5
Neighbors	2	-	-	-	-	-	-	-	-	-	-	-	2.1	0.1
IAP	-1	100.0	100.0	100.0	100.0	100.0	100.0	100.0	100.0	100.0	100.0	100.0	0.0	94.4
N		7276	1508	1599	1576	1535	1396	1294	1370	1051	1031	1205	1230	22071

\* SHOW CARD

\*\* Keyword: Household chores, Care, Neighbor

**Table 3172 Providing support\_Household chores or care: Friends**

[Questionnaire] During the past 12 months, to whom have you provided the following types of support? Choose all that apply.... Taking care of household chores/cares... Friends

[VAR] GIVECRFR

RESPONSE	PUNCH	03-07	2008	2009	2010	2011	2012	2013	2014	2016	2018	2021	2023	TOTAL
Not chosen	1	-	-	-	-	-	-	-	-	-	-	-	90.6	5.0
Friends	2	-	-	-	-	-	-	-	-	-	-	-	9.4	0.5
IAP	-1	100.0	100.0	100.0	100.0	100.0	100.0	100.0	100.0	100.0	100.0	100.0	0.0	94.4
N		7276	1508	1599	1576	1535	1396	1294	1370	1051	1031	1205	1230	22071

\* SHOW CARD

\*\* Keyword: Household chores, Care, Friends

**Table 3173 Providing support\_Household chores or care: Did not help anybody**

[Questionnaire] During the past 12 months, to whom have you provided the following types of support? Choose all that apply.... Taking care of household chores/cares... Did not help anybody

[VAR] GIVECRNO

RESPONSE	PUNCH	03-07	2008	2009	2010	2011	2012	2013	2014	2016	2018	2021	2023	TOTAL
Not chosen	1	-	-	-	-	-	-	-	-	-	-	-	90.2	5.0
Did not help anybody	2	-	-	-	-	-	-	-	-	-	-	-	9.8	0.5
IAP	-1	100.0	100.0	100.0	100.0	100.0	100.0	100.0	100.0	100.0	100.0	100.0	0.0	94.4
N		7276	1508	1599	1576	1535	1396	1294	1370	1051	1031	1205	1230	22071

\* SHOW CARD

\*\* Keyword: Household chores, Care

**Table 3174 Providing support\_Household chores or care: Never had such need**

[Questionnaire] During the past 12 months, to whom have you provided the following types of support? Choose all that apply.... Taking care of household chores/cares... Never had such need

[VAR] GIVECRNN

RESPONSE	PUNCH	03-07	2008	2009	2010	2011	2012	2013	2014	2016	2018	2021	2023	TOTAL
Not chosen	1	-	-	-	-	-	-	-	-	-	-	-	83.7	4.7
Never had such need	2	-	-	-	-	-	-	-	-	-	-	-	16.3	0.9
IAP	-1	100.0	100.0	100.0	100.0	100.0	100.0	100.0	100.0	100.0	100.0	100.0	0.0	94.4
N		7276	1508	1599	1576	1535	1396	1294	1370	1051	1031	1205	1230	22071

\* SHOW CARD

\*\* Keyword: Household chores, Care

**Table 3175 Emotional experience in the past month 1: Lack of companionship**

[Questionnaire] How often in the past 4 weeks have you felt... you lack companionship?

[VAR] LONE4WKS

RESPONSE	PUNCH	03-07	2008	2009	2010	2011	2012	2013	2014	2016	2018	2021	2023	TOTAL
Never	1	-	-	-	-	-	-	-	-	-	-	-	44.6	2.5
Rarely	2	-	-	-	-	-	-	-	-	-	-	-	29.4	1.6
Sometimes	3	-	-	-	-	-	-	-	-	-	-	-	19.6	1.1
Often	4	-	-	-	-	-	-	-	-	-	-	-	5.0	0.3
Very often	5	-	-	-	-	-	-	-	-	-	-	-	0.5	0.0
DK/NA	-8	-	-	-	-	-	-	-	-	-	-	-	0.9	0.0
IAP	-1	100.0	100.0	100.0	100.0	100.0	100.0	100.0	100.0	100.0	100.0	100.0	0.0	94.4
N		7276	1508	1599	1576	1535	1396	1294	1370	1051	1031	1205	1230	22071

\* SHOW CARD

\*\* Keyword: Emotion

**Table 3176 Emotional experience in the past month 2: Sense of isolation**

[Questionnaire] How often in the past 4 weeks have you felt... isolated from others?

[VAR] ISOL4WKS

RESPONSE	PUNCH	03-07	2008	2009	2010	2011	2012	2013	2014	2016	2018	2021	2023	TOTAL
Never	1	-	-	-	-	-	-	-	-	-	-	-	62.5	3.5
Rarely	2	-	-	-	-	-	-	-	-	-	-	-	19.4	1.1
Sometimes	3	-	-	-	-	-	-	-	-	-	-	-	14.1	0.8
Often	4	-	-	-	-	-	-	-	-	-	-	-	3.5	0.2
Very often	5	-	-	-	-	-	-	-	-	-	-	-	0.1	0.0
DK/NA	-8	-	-	-	-	-	-	-	-	-	-	-	0.5	0.0
IAP	-1	100.0	100.0	100.0	100.0	100.0	100.0	100.0	100.0	100.0	100.0	100.0	0.0	94.4
N		7276	1508	1599	1576	1535	1396	1294	1370	1051	1031	1205	1230	22071

\* SHOW CARD

\*\* Keyword: Emotion



**Table 3177 Emotional experience in the past month 3: Feeling of alienation**

[Questionnaire] How often in the past 4 weeks have you felt... left out?

[VAR] LEFT4WKS

RESPONSE	PUNCH	03-07	2008	2009	2010	2011	2012	2013	2014	2016	2018	2021	2023	TOTAL
Never	1	-	-	-	-	-	-	-	-	-	-	-	61.1	3.4
Rarely	2	-	-	-	-	-	-	-	-	-	-	-	21.5	1.2
Sometimes	3	-	-	-	-	-	-	-	-	-	-	-	13.5	0.8
Often	4	-	-	-	-	-	-	-	-	-	-	-	3.0	0.2
Very often	5	-	-	-	-	-	-	-	-	-	-	-	0.3	0.0
DK/NA	-8	-	-	-	-	-	-	-	-	-	-	-	0.6	0.0
IAP	-1	100.0	100.0	100.0	100.0	100.0	100.0	100.0	100.0	100.0	100.0	100.0	0.0	94.4
N		7276	1508	1599	1576	1535	1396	1294	1370	1051	1031	1205	1230	22071

\* SHOW CARD

\*\* Keyword: Emotion



# ESS 2023 Personal and Social Well-being

**Table 3178 Experience participating in volunteer and charity activities over the past year**

[Questionnaire] In the past 12 months, how often did you get involved in work for voluntary or charitable organizations?

[VAR] VOLUN12M

RESPONSE	PUNCH	03-07	2008	2009	2010	2011	2012	2013	2014	2016	2018	2021	2023	전체
At least once a week	1	-	-	-	-	-	-	-	-	-	-	-	1.1	0.1
At least once a month	2	-	-	-	-	-	-	-	-	-	-	-	4.5	0.2
At least once every three months	3	-	-	-	-	-	-	-	-	-	-	-	4.6	0.3
At least once every six months	4	-	-	-	-	-	-	-	-	-	-	-	4.1	0.2
Less often	5	-	-	-	-	-	-	-	-	-	-	-	23.8	1.3
Never	6	-	-	-	-	-	-	-	-	-	-	-	61.6	3.4
DK/NA	-8	-	-	-	-	-	-	-	-	-	-	-	0.4	0.0
IAP	-1	100.0	100.0	100.0	100.0	100.0	100.0	100.0	100.0	100.0	100.0	100.0	0.0	94.4
N		7276	1508	1599	1576	1535	1396	1294	1370	1051	1031	1205	1230	22071

\* Keyword: Volunteer

**Table 3179 Optimism toward future**

[Questionnaire] Do you feel that you are always optimistic about your future?

[VAR] LOTR323

RESPONSE	PUNCH	03-07	2008	2009	2010	2011	2012	2013	2014	2016	2018	2021	2023	전체
Agree strongly	1	-	-	-	-	-	-	-	-	-	-	-	6.7	0.4
Agree	2	-	-	-	-	-	-	-	-	-	-	-	54.1	3.0
Neither agree nor disagree	3	-	-	-	-	-	-	-	-	-	-	-	31.0	1.7
Disagree	4	-	-	-	-	-	-	-	-	-	-	-	6.8	0.4
Disagree strongly	5	-	-	-	-	-	-	-	-	-	-	-	0.4	0.0
DK/NA	-8	-	-	-	-	-	-	-	-	-	-	-	1.1	0.1
IAP	-1	100.0	100.0	100.0	100.0	100.0	100.0	100.0	100.0	100.0	100.0	100.0	0.0	94.4
N		7276	1508	1599	1576	1535	1396	1294	1370	1051	1031	1205	1230	22071

\* Keyword: Optimism, Future

**Table 3180 Emotional experience in the past week 1: Depression**

[Questionnaire] I will now read out a list of the ways you might have felt or behaved during the past week. Using this card, please tell me how much of the time during the past week...you felt depressed?

[VAR] CESD1

RESPONSE	PUNCH	03-07	2008	2009	2010	2011	2012	2013	2014	2016	2018	2021	2023	전체
None or almost none of the time	1	-	-	-	-	-	-	-	-	-	-	-	58.4	3.3
Some of the time	2	-	-	-	-	-	-	-	-	-	-	-	35.6	2.0
Most of the time	3	-	-	-	-	-	-	-	-	-	-	-	5.5	0.3
All or almost all of the time	4	-	-	-	-	-	-	-	-	-	-	-	0.2	0.0
DK/NA	-8	-	-	-	-	-	-	-	-	-	-	-	0.2	0.0
IAP	-1	100.0	100.0	100.0	100.0	100.0	100.0	100.0	100.0	100.0	100.0	100.0	0.0	94.4
N		7276	1508	1599	1576	1535	1396	1294	1370	1051	1031	1205	1230	22071

\* Keyword: Emotion

**Table 3181 Emotional experience over the past week 2: Feeling of emptiness**

[Questionnaire] I will now read out a list of the ways you might have felt or behaved during the past week. Using this card, please tell me how much of the time during the past week...you felt that everything you did was an effort?

[VAR] CESD2

RESPONSE	PUNCH	03-07	2008	2009	2010	2011	2012	2013	2014	2016	2018	2021	2023	전체
None or almost none of the time	1	-	-	-	-	-	-	-	-	-	-	-	68.8	3.8
Some of the time	2	-	-	-	-	-	-	-	-	-	-	-	25.6	1.4
Most of the time	3	-	-	-	-	-	-	-	-	-	-	-	4.6	0.3
All or almost all of the time	4	-	-	-	-	-	-	-	-	-	-	-	0.8	0.0
DK/NA	-8	-	-	-	-	-	-	-	-	-	-	-	0.2	0.0
IAP	-1	100.0	100.0	100.0	100.0	100.0	100.0	100.0	100.0	100.0	100.0	100.0	0.0	94.4
N		7276	1508	1599	1576	1535	1396	1294	1370	1051	1031	1205	1230	22071

\* Keyword: Emotion

**Table 3182 Emotional experience in the past week 3: Insomnia**

[Questionnaire] I will now read out a list of the ways you might have felt or behaved during the past week. Using this card, please tell me how much of the time during the past week...your sleep was restless?

[VAR] CESD3

RESPONSE	PUNCH	03-07	2008	2009	2010	2011	2012	2013	2014	2016	2018	2021	2023	전체
None or almost none of the time	1	-	-	-	-	-	-	-	-	-	-	-	59.6	3.3
Some of the time	2	-	-	-	-	-	-	-	-	-	-	-	32.4	1.8
Most of the time	3	-	-	-	-	-	-	-	-	-	-	-	6.5	0.4
All or almost all of the time	4	-	-	-	-	-	-	-	-	-	-	-	1.3	0.1
DK/NA	-8	-	-	-	-	-	-	-	-	-	-	-	0.2	0.0
IAP	-1	100.0	100.0	100.0	100.0	100.0	100.0	100.0	100.0	100.0	100.0	100.0	0.0	94.4
N		7276	1508	1599	1576	1535	1396	1294	1370	1051	1031	1205	1230	22071

\* Keyword: Emotion



**Table 3183 Emotional experience in the past week 4: Happiness**

[Questionnaire] I will now read out a list of the ways you might have felt or behaved during the past week. Using this card, please tell me how much of the time during the past week...you were happy?

[VAR] CESD4

RESPONSE	PUNCH	03-07	2008	2009	2010	2011	2012	2013	2014	2016	2018	2021	2023	전체
None or almost none of the time	1	-	-	-	-	-	-	-	-	-	-	-	7.6	0.4
Some of the time	2	-	-	-	-	-	-	-	-	-	-	-	28.4	1.6
Most of the time	3	-	-	-	-	-	-	-	-	-	-	-	47.1	2.6
All or almost all of the time	4	-	-	-	-	-	-	-	-	-	-	-	16.2	0.9
DK/NA	-8	-	-	-	-	-	-	-	-	-	-	-	0.7	0.0
IAP	-1	100.0	100.0	100.0	100.0	100.0	100.0	100.0	100.0	100.0	100.0	100.0	0.0	94.4
N		7276	1508	1599	1576	1535	1396	1294	1370	1051	1031	1205	1230	22071

\* Keyword: Emotion

**Table 3184 Emotional experience in the past week 5: Loneliness**

[Questionnaire] I will now read out a list of the ways you might have felt or behaved during the past week. Using this card, please tell me how much of the time during the past week...you felt lonely?

[VAR] CESD5

RESPONSE	PUNCH	03-07	2008	2009	2010	2011	2012	2013	2014	2016	2018	2021	2023	전체
None or almost none of the time	1	-	-	-	-	-	-	-	-	-	-	-	55.6	3.1
Some of the time	2	-	-	-	-	-	-	-	-	-	-	-	35.9	2.0
Most of the time	3	-	-	-	-	-	-	-	-	-	-	-	7.1	0.4
All or almost all of the time	4	-	-	-	-	-	-	-	-	-	-	-	1.3	0.1
DK/NA	-8	-	-	-	-	-	-	-	-	-	-	-	0.2	0.0
IAP	-1	100.0	100.0	100.0	100.0	100.0	100.0	100.0	100.0	100.0	100.0	100.0	0.0	94.4
N		7276	1508	1599	1576	1535	1396	1294	1370	1051	1031	1205	1230	22071

\* Keyword: Emotion

**Table 3185 Emotional experience in the past week 6: Enjoy Life**

[Questionnaire] I will now read out a list of the ways you might have felt or behaved during the past week. Using this card, please tell me how much of the time during the past week...you enjoyed life?

[VAR] CESD6

RESPONSE	PUNCH	03-07	2008	2009	2010	2011	2012	2013	2014	2016	2018	2021	2023	전체
None or almost none of the time	1	-	-	-	-	-	-	-	-	-	-	-	8.1	0.5
Some of the time	2	-	-	-	-	-	-	-	-	-	-	-	30.6	1.7
Most of the time	3	-	-	-	-	-	-	-	-	-	-	-	47.6	2.7
All or almost all of the time	4	-	-	-	-	-	-	-	-	-	-	-	13.2	0.7
DK/NA	-8	-	-	-	-	-	-	-	-	-	-	-	0.6	0.0
IAP	-1	100.0	100.0	100.0	100.0	100.0	100.0	100.0	100.0	100.0	100.0	100.0	0.0	94.4
N		7276	1508	1599	1576	1535	1396	1294	1370	1051	1031	1205	1230	22071

\* Keyword: Emotion

**Table 3186 Emotional experience in the past week 7: Sadness**

[Questionnaire] I will now read out a list of the ways you might have felt or behaved during the past week. Using this card, please tell me how much of the time during the past week...you felt sad?

[VAR] CESD7

RESPONSE	PUNCH	03-07	2008	2009	2010	2011	2012	2013	2014	2016	2018	2021	2023	전체
None or almost none of the time	1	-	-	-	-	-	-	-	-	-	-	-	63.0	3.5
Some of the time	2	-	-	-	-	-	-	-	-	-	-	-	29.8	1.7
Most of the time	3	-	-	-	-	-	-	-	-	-	-	-	5.4	0.3
All or almost all of the time	4	-	-	-	-	-	-	-	-	-	-	-	1.5	0.1
DK/NA	-8	-	-	-	-	-	-	-	-	-	-	-	0.2	0.0
IAP	-1	100.0	100.0	100.0	100.0	100.0	100.0	100.0	100.0	100.0	100.0	100.0	0.0	94.4
N		7276	1508	1599	1576	1535	1396	1294	1370	1051	1031	1205	1230	22071

\* Keyword: Emotion

**Table 3187 Emotional experience during the past week 8: Not get going**

[Questionnaire] I will now read out a list of the ways you might have felt or behaved during the past week. Using this card, please tell me how much of the time during the past week...you could not get going?

[VAR] CESD8

RESPONSE	PUNCH	03-07	2008	2009	2010	2011	2012	2013	2014	2016	2018	2021	2023	전체
None or almost none of the time	1	-	-	-	-	-	-	-	-	-	-	-	57.0	3.2
Some of the time	2	-	-	-	-	-	-	-	-	-	-	-	35.0	2.0
Most of the time	3	-	-	-	-	-	-	-	-	-	-	-	6.7	0.4
All or almost all of the time	4	-	-	-	-	-	-	-	-	-	-	-	1.2	0.1
DK/NA	-8	-	-	-	-	-	-	-	-	-	-	-	0.1	0.0
IAP	-1	100.0	100.0	100.0	100.0	100.0	100.0	100.0	100.0	100.0	100.0	100.0	0.0	94.4
N		7276	1508	1599	1576	1535	1396	1294	1370	1051	1031	1205	1230	22071

\* Keyword: Emotion



**Table 3188 Emotional experience during the past week 9: Vitality**

[Questionnaire] These questions are about how you feel and how things have been with you during the past week. For each question, please give the one answer that comes closest to the way you have been feeling. How much of the time during the past week... Did you have a lot of energy?

[VAR] CESD9

RESPONSE	PUNCH	03-07	2008	2009	2010	2011	2012	2013	2014	2016	2018	2021	2023	전체
None or almost none of the time	1	-	-	-	-	-	-	-	-	-	-	-	7.2	0.4
Some of the time	2	-	-	-	-	-	-	-	-	-	-	-	38.5	2.1
Most of the time	3	-	-	-	-	-	-	-	-	-	-	-	48.5	2.7
All or almost all of the time	4	-	-	-	-	-	-	-	-	-	-	-	5.8	0.3
DK/NA	-8	-	-	-	-	-	-	-	-	-	-	-	0.0	0.0
IAP	-1	100.0	100.0	100.0	100.0	100.0	100.0	100.0	100.0	100.0	100.0	100.0	0.0	94.4
N		7276	1508	1599	1576	1535	1396	1294	1370	1051	1031	1205	1230	22071

\* Keyword: Emotion

**Table 3189 Emotional experience in the past week 10: Anxiety**

[Questionnaire] These questions are about how you feel and how things have been with you during the past week. For each question, please give the one answer that comes closest to the way you have been feeling. How much of the time during the past week... Have you felt anxious?

[VAR] CESD10

RESPONSE	PUNCH	03-07	2008	2009	2010	2011	2012	2013	2014	2016	2018	2021	2023	전체
None or almost none of the time	1	-	-	-	-	-	-	-	-	-	-	-	61.5	3.4
Some of the time	2	-	-	-	-	-	-	-	-	-	-	-	30.9	1.7
Most of the time	3	-	-	-	-	-	-	-	-	-	-	-	6.3	0.4
All or almost all of the time	4	-	-	-	-	-	-	-	-	-	-	-	0.9	0.0
DK/NA	-8	-	-	-	-	-	-	-	-	-	-	-	0.3	0.0
IAP	-1	100.0	100.0	100.0	100.0	100.0	100.0	100.0	100.0	100.0	100.0	100.0	0.0	94.4
N		7276	1508	1599	1576	1535	1396	1294	1370	1051	1031	1205	1230	22071

\* Keyword: Emotion

**Table 3190 Emotional experience over the past week 11: Calmness**

[Questionnaire] These questions are about how you feel and how things have been with you during the past week. For each question, please give the one answer that comes closest to the way you have been feeling. How much of the time during the past week... Have you felt calm and peaceful?

[VAR] CESD11

RESPONSE	PUNCH	03-07	2008	2009	2010	2011	2012	2013	2014	2016	2018	2021	2023	전체
None or almost none of the time	1	-	-	-	-	-	-	-	-	-	-	-	4.0	0.2
Some of the time	2	-	-	-	-	-	-	-	-	-	-	-	25.9	1.4
Most of the time	3	-	-	-	-	-	-	-	-	-	-	-	61.4	3.4
All or almost all of the time	4	-	-	-	-	-	-	-	-	-	-	-	8.6	0.5
DK/NA	-8	-	-	-	-	-	-	-	-	-	-	-	0.1	0.0
IAP	-1	100.0	100.0	100.0	100.0	100.0	100.0	100.0	100.0	100.0	100.0	100.0	0.0	94.4
N		7276	1508	1599	1576	1535	1396	1294	1370	1051	1031	1205	1230	22071

\* Keyword: Emotion

**Table 3191 Having right to self-determination in life**

[Questionnaire] Please tell me to what extent you agree or disagree with each of the following statements.... I feel I am free to decide for myself how to live my life

[VAR] SELFLIF1

RESPONSE	PUNCH	03-07	2008	2009	2010	2011	2012	2013	2014	2016	2018	2021	2023	전체
Agree strongly	1	-	-	-	-	-	-	-	-	-	-	-	26.2	1.5
Agree	2	-	-	-	-	-	-	-	-	-	-	-	57.6	3.2
Neither agree nor disagree	3	-	-	-	-	-	-	-	-	-	-	-	14.2	0.8
Disagree	4	-	-	-	-	-	-	-	-	-	-	-	2.0	0.1
Disagree strongly	5	-	-	-	-	-	-	-	-	-	-	-	0.1	0.0
DK/NA	-8	-	-	-	-	-	-	-	-	-	-	-	0.0	0.0
IAP	-1	100.0	100.0	100.0	100.0	100.0	100.0	100.0	100.0	100.0	100.0	100.0	0.0	94.4
N		7276	1508	1599	1576	1535	1396	1294	1370	1051	1031	1205	1230	22071

\* Keyword: Life, Freedom

**Table 3192 Having the opportunity to demonstrate abilities**

[Questionnaire] Please tell me to what extent you agree or disagree with each of the following statements.... In my daily life I get very little chance to show how capable I am

[VAR] SELFLIF2

RESPONSE	PUNCH	03-07	2008	2009	2010	2011	2012	2013	2014	2016	2018	2021	2023	전체
Agree strongly	1	-	-	-	-	-	-	-	-	-	-	-	3.9	0.2
Agree	2	-	-	-	-	-	-	-	-	-	-	-	21.1	1.2
Neither agree nor disagree	3	-	-	-	-	-	-	-	-	-	-	-	35.7	2.0
Disagree	4	-	-	-	-	-	-	-	-	-	-	-	35.8	2.0
Disagree strongly	5	-	-	-	-	-	-	-	-	-	-	-	3.3	0.2
DK/NA	-8	-	-	-	-	-	-	-	-	-	-	-	0.3	0.0
IAP	-1	100.0	100.0	100.0	100.0	100.0	100.0	100.0	100.0	100.0	100.0	100.0	0.0	94.4
N		7276	1508	1599	1576	1535	1396	1294	1370	1051	1031	1205	1230	22071

\* Keyword: Ability



**Table 3193 Feeling a sense of accomplishment from work**

[Questionnaire] Please tell me to what extent you agree or disagree with each of the following statements.... Most days I feel a sense of accomplishment from what I do

[VAR] SELFLIF3

RESPONSE	PUNCH	03-07	2008	2009	2010	2011	2012	2013	2014	2016	2018	2021	2023	전체
Agree strongly	1	-	-	-	-	-	-	-	-	-	-	-	7.7	0.4
Agree	2	-	-	-	-	-	-	-	-	-	-	-	55.2	3.1
Neither agree nor disagree	3	-	-	-	-	-	-	-	-	-	-	-	32.0	1.8
Disagree	4	-	-	-	-	-	-	-	-	-	-	-	4.4	0.2
Disagree strongly	5	-	-	-	-	-	-	-	-	-	-	-	0.3	0.0
DK/NA	-8	-	-	-	-	-	-	-	-	-	-	-	0.3	0.0
IAP	-1	100.0	100.0	100.0	100.0	100.0	100.0	100.0	100.0	100.0	100.0	100.0	0.0	94.4
N		7276	1508	1599	1576	1535	1396	1294	1370	1051	1031	1205	1230	22071

\* Keyword: Job, Achievement

**Table 3194 Feeling people in the neighborhood help each other**

[Questionnaire] Please tell me to what extent... you feel that people in your local area help one another?

[VAR] SOCNET1

RESPONSE	PUNCH	03-07	2008	2009	2010	2011	2012	2013	2014	2016	2018	2021	2023	전체
Not at all	0	-	-	-	-	-	-	-	-	-	-	-	1.5	0.1
1	1	-	-	-	-	-	-	-	-	-	-	-	2.8	0.2
2	2	-	-	-	-	-	-	-	-	-	-	-	12.0	0.7
3	3	-	-	-	-	-	-	-	-	-	-	-	24.6	1.4
4	4	-	-	-	-	-	-	-	-	-	-	-	31.5	1.8
5	5	-	-	-	-	-	-	-	-	-	-	-	18.8	1.0
A great deal	6	-	-	-	-	-	-	-	-	-	-	-	2.0	0.1
DK/NA	-8	-	-	-	-	-	-	-	-	-	-	-	6.9	0.4
IAP	-1	100.0	100.0	100.0	100.0	100.0	100.0	100.0	100.0	100.0	100.0	100.0	0.0	94.4
N		7276	1508	1599	1576	1535	1396	1294	1370	1051	1031	1205	1230	22071

\* Keyword: Social Network, Neighbor

**Table 3195 Feeling people respect me**

[Questionnaire] Please tell me to what extent... you feel that people treat you with respect?

[VAR] SOCNET2

RESPONSE	PUNCH	03-07	2008	2009	2010	2011	2012	2013	2014	2016	2018	2021	2023	전체
Not at all	0	-	-	-	-	-	-	-	-	-	-	-	0.8	0.0
1	1	-	-	-	-	-	-	-	-	-	-	-	1.5	0.1
2	2	-	-	-	-	-	-	-	-	-	-	-	5.1	0.3
3	3	-	-	-	-	-	-	-	-	-	-	-	26.6	1.5
4	4	-	-	-	-	-	-	-	-	-	-	-	36.7	2.0
5	5	-	-	-	-	-	-	-	-	-	-	-	21.3	1.2
A great deal	6	-	-	-	-	-	-	-	-	-	-	-	2.8	0.2
DK/NA	-8	-	-	-	-	-	-	-	-	-	-	-	5.1	0.3
IAP	-1	100.0	100.0	100.0	100.0	100.0	100.0	100.0	100.0	100.0	100.0	100.0	0.0	94.4
N		7276	1508	1599	1576	1535	1396	1294	1370	1051	1031	1205	1230	22071

\* Keyword: Respect

**Table 3196 Feeling what I do is valuable and worthwhile**

[Questionnaire] Please say to what extent you agree or disagree with each of the following statements.... I generally feel that what I do in my life is valuable and worthwhile.

[VAR] SELFLIF4

RESPONSE	PUNCH	03-07	2008	2009	2010	2011	2012	2013	2014	2016	2018	2021	2023	전체
Agree strongly	1	-	-	-	-	-	-	-	-	-	-	-	5.4	0.3
Agree	2	-	-	-	-	-	-	-	-	-	-	-	57.3	3.2
Neither agree nor disagree	3	-	-	-	-	-	-	-	-	-	-	-	31.7	1.8
Disagree	4	-	-	-	-	-	-	-	-	-	-	-	4.6	0.3
Disagree strongly	5	-	-	-	-	-	-	-	-	-	-	-	0.2	0.0
DK/NA	-8	-	-	-	-	-	-	-	-	-	-	-	0.8	0.0
IAP	-1	100.0	100.0	100.0	100.0	100.0	100.0	100.0	100.0	100.0	100.0	100.0	0.0	94.4
N		7276	1508	1599	1576	1535	1396	1294	1370	1051	1031	1205	1230	22071

\* Keyword: Job

**Table 3197 Feeling I am good at lots of things**

[Questionnaire] Please say to what extent you agree or disagree with each of the following statements.... There are lots of things I feel I am good at

[VAR] SELFLIF5

RESPONSE	PUNCH	03-07	2008	2009	2010	2011	2012	2013	2014	2016	2018	2021	2023	전체
Agree strongly	1	-	-	-	-	-	-	-	-	-	-	-	5.8	0.3
Agree	2	-	-	-	-	-	-	-	-	-	-	-	50.2	2.8
Neither agree nor disagree	3	-	-	-	-	-	-	-	-	-	-	-	35.1	2.0
Disagree	4	-	-	-	-	-	-	-	-	-	-	-	8.0	0.4
Disagree strongly	5	-	-	-	-	-	-	-	-	-	-	-	0.4	0.0
DK/NA	-8	-	-	-	-	-	-	-	-	-	-	-	0.6	0.0
IAP	-1	100.0	100.0	100.0	100.0	100.0	100.0	100.0	100.0	100.0	100.0	100.0	0.0	94.4
N		7276	1508	1599	1576	1535	1396	1294	1370	1051	1031	1205	1230	22071

\* Keyword: Ability



**Table 3198 Feeling close to the people in my neighborhood**

[Questionnaire] Please say to what extent you agree or disagree with each of the following statements.... I feel close to the people in my local area

[VAR] SOCNET3

RESPONSE	PUNCH	03-07	2008	2009	2010	2011	2012	2013	2014	2016	2018	2021	2023	전체
Agree strongly	1	-	-	-	-	-	-	-	-	-	-	-	4.1	0.2
Agree	2	-	-	-	-	-	-	-	-	-	-	-	39.2	2.2
Neither agree nor disagree	3	-	-	-	-	-	-	-	-	-	-	-	41.7	2.3
Disagree	4	-	-	-	-	-	-	-	-	-	-	-	11.6	0.6
Disagree strongly	5	-	-	-	-	-	-	-	-	-	-	-	1.3	0.1
DK/NA	-8	-	-	-	-	-	-	-	-	-	-	-	2.0	0.1
IAP	-1	100.0	100.0	100.0	100.0	100.0	100.0	100.0	100.0	100.0	100.0	100.0	0.0	94.4
N		7276	1508	1599	1576	1535	1396	1294	1370	1051	1031	1205	1230	22071

\* Keyword: Neighbor

**Table 3199 Time to invest in doing what I want**

[Questionnaire] To what extent do you make time to do the things you really want to do? Please use this card where 0 is not at all and 10 is completely.

[VAR] SELFLIF6

RESPONSE	PUNCH	03-07	2008	2009	2010	2011	2012	2013	2014	2016	2018	2021	2023	전체
Not at all	0	-	-	-	-	-	-	-	-	-	-	-	0.2	0.0
1	1	-	-	-	-	-	-	-	-	-	-	-	0.2	0.0
2	2	-	-	-	-	-	-	-	-	-	-	-	2.8	0.2
3	3	-	-	-	-	-	-	-	-	-	-	-	7.2	0.4
4	4	-	-	-	-	-	-	-	-	-	-	-	6.5	0.4
5	5	-	-	-	-	-	-	-	-	-	-	-	12.7	0.7
6	6	-	-	-	-	-	-	-	-	-	-	-	21.7	1.2
7	7	-	-	-	-	-	-	-	-	-	-	-	28.0	1.6
8	8	-	-	-	-	-	-	-	-	-	-	-	15.1	0.8
9	9	-	-	-	-	-	-	-	-	-	-	-	2.7	0.1
Completely	10	-	-	-	-	-	-	-	-	-	-	-	2.0	0.1
DK/NA	-8	-	-	-	-	-	-	-	-	-	-	-	0.7	0.0
IAP	-1	100.0	100.0	100.0	100.0	100.0	100.0	100.0	100.0	100.0	100.0	100.0	0.0	94.4
N		7276	1508	1599	1576	1535	1396	1294	1370	1051	1031	1205	1230	22071

\* Keyword: The Way of Spending Time

**Table 3200 Taking notice of and appreciate surroundings**

[Questionnaire] On a typical day, how often do you take notice of and appreciate your surroundings?

[VAR] SOCNET4

RESPONSE	PUNCH	03-07	2008	2009	2010	2011	2012	2013	2014	2016	2018	2021	2023	전체
Never	1	-	-	-	-	-	-	-	-	-	-	-	0.2	0.0
2	2	-	-	-	-	-	-	-	-	-	-	-	0.6	0.0
3	3	-	-	-	-	-	-	-	-	-	-	-	2.0	0.1
4	4	-	-	-	-	-	-	-	-	-	-	-	3.3	0.2
5	5	-	-	-	-	-	-	-	-	-	-	-	12.4	0.7
6	6	-	-	-	-	-	-	-	-	-	-	-	21.1	1.2
7	7	-	-	-	-	-	-	-	-	-	-	-	35.0	2.0
8	8	-	-	-	-	-	-	-	-	-	-	-	19.5	1.1
9	9	-	-	-	-	-	-	-	-	-	-	-	3.6	0.2
Always	10	-	-	-	-	-	-	-	-	-	-	-	2.1	0.1
DK/NA	-8	-	-	-	-	-	-	-	-	-	-	-	0.2	0.0
IAP	-1	100.0	100.0	100.0	100.0	100.0	100.0	100.0	100.0	100.0	100.0	100.0	0.0	94.4
N		7276	1508	1599	1576	1535	1396	1294	1370	1051	1031	1205	1230	22071

\* Keyword: Social Network

**Table 3201 Help and support provided by acquaintances**

[Questionnaire] To what extent do you receive help and support from people you are close to when you need it? Please use this card where 0 is not at all and 6 is completely.

[VAR] SOCNET5

RESPONSE	PUNCH	03-07	2008	2009	2010	2011	2012	2013	2014	2016	2018	2021	2023	전체
Not at all	0	-	-	-	-	-	-	-	-	-	-	-	1.5	0.1
1	1	-	-	-	-	-	-	-	-	-	-	-	2.0	0.1
2	2	-	-	-	-	-	-	-	-	-	-	-	6.7	0.4
3	3	-	-	-	-	-	-	-	-	-	-	-	21.0	1.2
4	4	-	-	-	-	-	-	-	-	-	-	-	46.0	2.6
5	5	-	-	-	-	-	-	-	-	-	-	-	19.3	1.1
Completely	6	-	-	-	-	-	-	-	-	-	-	-	2.8	0.2
DK/NA	-8	-	-	-	-	-	-	-	-	-	-	-	0.6	0.0
IAP	-1	100.0	100.0	100.0	100.0	100.0	100.0	100.0	100.0	100.0	100.0	100.0	0.0	94.4
N		7276	1508	1599	1576	1535	1396	1294	1370	1051	1031	1205	1230	22071

\* Keyword: Social Network, Financial Support, Emotional Support



**Table 3202 Help and support provided to acquaintances**

[Questionnaire] To what extent do you provide help and support to people you are close to when they need it?

[VAR] SOCNET6

RESPONSE	PUNCH	03-07	2008	2009	2010	2011	2012	2013	2014	2016	2018	2021	2023	전체
Not at all	0	-	-	-	-	-	-	-	-	-	-	-	0.7	0.0
1	1	-	-	-	-	-	-	-	-	-	-	-	1.5	0.1
2	2	-	-	-	-	-	-	-	-	-	-	-	6.0	0.3
3	3	-	-	-	-	-	-	-	-	-	-	-	23.8	1.3
4	4	-	-	-	-	-	-	-	-	-	-	-	43.5	2.4
5	5	-	-	-	-	-	-	-	-	-	-	-	19.9	1.1
Completely	6	-	-	-	-	-	-	-	-	-	-	-	4.0	0.2
DK/NA	-8	-	-	-	-	-	-	-	-	-	-	-	0.7	0.0
IAP	-1	100.0	100.0	100.0	100.0	100.0	100.0	100.0	100.0	100.0	100.0	100.0	0.0	94.4
N		7276	1508	1599	1576	1535	1396	1294	1370	1051	1031	1205	1230	22071

\* Keyword: Social Network, Financial Support, Emotional Support

**Table 3203 Whether I meet people around socially**

[Questionnaire] How often do you meet socially with friends, relatives or work colleagues?

[VAR] SOCNET7

RESPONSE	PUNCH	03-07	2008	2009	2010	2011	2012	2013	2014	2016	2018	2021	2023	전체
Never	1	-	-	-	-	-	-	-	-	-	-	-	2.6	0.1
Less than once a month	2	-	-	-	-	-	-	-	-	-	-	-	19.3	1.1
Once a month	3	-	-	-	-	-	-	-	-	-	-	-	19.5	1.1
Several times a month	4	-	-	-	-	-	-	-	-	-	-	-	29.5	1.6
Once a week	5	-	-	-	-	-	-	-	-	-	-	-	14.6	0.8
Several times a week	6	-	-	-	-	-	-	-	-	-	-	-	11.2	0.6
Everyday	7	-	-	-	-	-	-	-	-	-	-	-	2.7	0.1
DK/NA	-8	-	-	-	-	-	-	-	-	-	-	-	0.5	0.0
IAP	-1	100.0	100.0	100.0	100.0	100.0	100.0	100.0	100.0	100.0	100.0	100.0	0.0	94.4
N		7276	1508	1599	1576	1535	1396	1294	1370	1051	1031	1205	1230	22071

\* Keyword: Friends, Relative, Colleagues, Social activity

**Table 3204 Number of people I can discuss personal problems with**

[Questionnaire] How many people, if any, are there with whom you can discuss intimate and personal matters?

[VAR] SOCNET8

RESPONSE	PUNCH	03-07	2008	2009	2010	2011	2012	2013	2014	2016	2018	2021	2023	전체
None	0	-	-	-	-	-	-	-	-	-	-	-	3.1	0.2
1	1	-	-	-	-	-	-	-	-	-	-	-	13.0	0.7
2	2	-	-	-	-	-	-	-	-	-	-	-	44.4	2.5
3	3	-	-	-	-	-	-	-	-	-	-	-	27.3	1.5
4~6	4	-	-	-	-	-	-	-	-	-	-	-	9.5	0.5
7~9	5	-	-	-	-	-	-	-	-	-	-	-	1.2	0.1
10 or more	6	-	-	-	-	-	-	-	-	-	-	-	1.0	0.1
DK/NA	-8	-	-	-	-	-	-	-	-	-	-	-	0.5	0.0
IAP	-1	100.0	100.0	100.0	100.0	100.0	100.0	100.0	100.0	100.0	100.0	100.0	0.0	94.4
N		7276	1508	1599	1576	1535	1396	1294	1370	1051	1031	1205	1230	22071

\* Keyword: Discussion

**Table 3205 Participation in social activities compared to peers**

[Questionnaire] Compared to other people of your age, how often would you say you take part in social activities?

[VAR] SOCNET9

RESPONSE	PUNCH	03-07	2008	2009	2010	2011	2012	2013	2014	2016	2018	2021	2023	전체
Much less than most	1	-	-	-	-	-	-	-	-	-	-	-	8.1	0.5
Less than most	2	-	-	-	-	-	-	-	-	-	-	-	23.9	1.3
About the same	3	-	-	-	-	-	-	-	-	-	-	-	57.4	3.2
More than most	4	-	-	-	-	-	-	-	-	-	-	-	8.4	0.5
Much more than most	5	-	-	-	-	-	-	-	-	-	-	-	0.7	0.0
DK/NA	-8	-	-	-	-	-	-	-	-	-	-	-	1.5	0.1
IAP	-1	100.0	100.0	100.0	100.0	100.0	100.0	100.0	100.0	100.0	100.0	100.0	0.0	94.4
N		7276	1508	1599	1576	1535	1396	1294	1370	1051	1031	1205	1230	22071

\* Keyword: Social activity



# KGSS 2003–2023 Characteristics of household members

**Table 3206 Relation to R: R**

[Questionnaire] I would like to ask about your relationship with your family members. Family members include those living in your house, living somewhere else, and those who are not blood-related to you but live in your house. Please answer the following questions accordingly. ... Relation to respondent

[VAR] RELATE

RESPONSE	PUNCH	03-07	2008	2009	2010	2011	2012	2013	2014	2016	2018	2021	2023	TOTAL
Respondent	1	100.0	100.0	100.0	100.0	100.0	100.0	100.0	100.0	100.0	100.0	100.0	100.0	100.0
N		7276	1508	1599	1576	1535	1396	1294	1370	1051	1031	1205	1230	22071

\*\* 2003–2005 RESPONSE: Respondent, Spouse, Children, Children's spouse, Grand children, Grand children's spouse, Parents, Spouse's parents, Siblings, Spouse's siblings, Grand parents, OTHER (SPECIFY: )

\*\* 2006 RESPONSE: Respondent, Spouse, 1st child, 2nd child, 3rd child, 4th child, 5th child, Child's spouse, Grand child, Grand child's spouse, Parent, Spouse's parent, Sibling, Spouse's sibling, Grand parent, Friend, Boarder, Housemaid, Partner, Care provider, OTHER (SPECIFY: )

\*\* 2007–2018 RESPONSE: Respondent, Spouse, 1st child, 2nd child, 3rd child, 4th child, 5th child, 6th child, 7th child, Child's spouse, Grand child, Grand child's spouse, Parent, Spouse's parent, Sibling, Spouse's sibling, Grand parent, Nephew/Niece, Cousin, Sibling's spouse, Parent's sibling, Friend, Boarder, Housemaid, Partner, Care provider, OTHER (SPECIFY: )

\*\*\* Keyword: Family Members, People You Live With

**Table 3207 R's co-residence**

[Questionnaire] I would like to ask about your relationship with your family members. Family members include those living in your house, living somewhere else, and those who are not blood-related to you but live in your house. Please answer the following questions accordingly. ... Is [PERSON] living in your house, or is [PERSON] staying somewhere else?

[VAR] AWAY

RESPONSE	PUNCH	03-07	2008	2009	2010	2011	2012	2013	2014	2016	2018	2021	2023	TOTAL
Live together	1	100.0	100.0	100.0	100.0	100.0	100.0	100.0	100.0	100.0	100.0	100.0	100.0	100.0
N		7276	1508	1599	1576	1535	1396	1294	1370	1051	1031	1205	1230	22071

\*\*\* Keyword: Family Members, People You Live With

**Table 3208 Reason for R's not living together**

[Questionnaire] I would like to ask about your relationship with your family members. Family members include those living in your house, living somewhere else, and those who are not blood-related to you but live in your house. Please answer the following questions accordingly. ... (IF [PERSON] IS TEMPORARILY STAYING ELSEWHERE) What is the primary reason for not living together?

[VAR] WHYAWY

RESPONSE	PUNCH	03-07	2008	2009	2010	2011	2012	2013	2014	2016	2018	2021	2023	TOTAL
IAP	-1	100.0	100.0	100.0	100.0	100.0	100.0	100.0	100.0	100.0	100.0	100.0	100.0	100.0
N		7276	1508	1599	1576	1535	1396	1294	1370	1051	1031	1205	1230	22071

\*\*\* Keyword: Family Members, People You Live With

**Table 3209 Household member 2: Relation to R**

[Questionnaire] I would like to ask about your relationship with your family members. Family members include those living in your house, living somewhere else, and those who are not blood-related to you but live in your house. Please answer the following questions accordingly. ... Relation to respondent

[VAR] RELATE2

RESPONSE	PUNCH	03-07	2008	2009	2010	2011	2012	2013	2014	2016	2018	2021	2023	TOTAL
Spouse	2	63.5	64.4	65.9	63.4	65.4	62.7	66.6	68.5	64.0	59.9	70.3	67.2	64.7
Children	3	4.9	5.6	5.8	5.4	5.0	0.0	0.0	0.0	0.0	0.0	0.0	0.0	3.1
Child's spouse	4	0.2	0.1	0.1	0.1	0.2	0.0	0.0	0.0	0.0	0.0	0.0	0.0	0.1
Grandchildren	5	0.2	0.3	0.3	0.3	0.1	0.0	0.0	0.0	0.0	0.0	0.0	0.0	0.1
Grandchildren's spouse	6	0.0	0.0	0.0	0.0	0.0	0.0	0.0	0.0	0.0	0.0	0.0	0.0	0.0
Parents	7	22.4	20.2	18.7	19.6	19.9	0.0	0.0	0.0	0.0	0.0	0.0	0.0	12.9
Spouse's parents	8	0.8	0.8	0.3	0.5	0.4	0.0	0.0	0.0	0.0	0.0	0.0	0.0	0.4
Siblings	9	2.4	1.9	2.5	2.5	1.4	0.0	0.0	0.0	0.0	0.0	0.0	0.0	1.4
Spouse's Siblings	10	0.0	0.1	0.1	0.1	0.0	0.0	0.0	0.0	0.0	0.0	0.0	0.0	0.0
Grandparents	11	0.9	0.7	0.9	0.6	1.7	0.0	0.0	0.0	0.0	0.0	0.0	0.0	0.6
Friend	12	0.4	0.3	0.9	0.7	0.3	0.0	0.0	0.0	0.0	0.0	0.0	0.0	0.3
Niece/Nephew	13	0.0	0.0	0.1	0.1	0.0	0.0	0.0	0.0	0.0	0.0	0.0	0.0	0.0
Sibling's spouse	14	0.2	0.0	0.1	0.1	0.0	0.0	0.0	0.0	0.0	0.0	0.0	0.0	0.1
Cousin	15	0.0	0.0	0.0	0.0	0.0	0.0	0.0	0.0	0.0	0.0	0.0	0.0	0.0
Parents' siblings	16	0.1	0.0	0.2	0.3	0.0	0.0	0.0	0.0	0.0	0.0	0.0	0.0	0.1
Boarder	17	0.0	0.0	0.0	0.0	0.1	0.0	0.0	0.0	0.0	0.0	0.0	0.0	0.0
Care provider	18	0.0	0.0	0.0	0.0	0.0	0.0	0.0	0.0	0.0	0.0	0.0	0.0	0.0
Partner	20	0.1	0.2	0.2	0.5	0.3	0.0	0.0	0.0	0.3	1.2	0.0	0.0	0.2
Other	21	0.3	0.3	0.1	0.3	0.3	0.0	0.0	0.0	0.0	0.0	0.0	0.0	0.2
DK/NA	-8	0.0	0.0	0.0	0.2	0.0	0.0	0.0	0.0	0.0	0.0	0.0	0.9	0.1
IAP	-1	3.6	5.0	4.2	5.6	4.8	37.3	33.4	31.5	35.7	38.9	29.7	31.9	15.8
N		7276	1508	1599	1576	1535	1396	1294	1370	1051	1031	1205	1230	22071

\* 2003–2005 RESPONSE: Respondent, Spouse, Children, Children's spouse, Grand children, Grand children's spouse, Parents, Spouse's parents, Siblings, Spouse's siblings, Grand parents, OTHER (SPECIFY: )

\*\* 2006 RESPONSE: Respondent, Spouse, 1st child, 2nd child, 3rd child, 4th child, 5th child, Child's spouse, Grand child, Grand child's spouse, Parent, Spouse's parent, Sibling, Spouse's sibling, Grand parent, Friend, Boarder, Housemaid, Partner, Care provider, OTHER (SPECIFY: )

\*\* 2007–2018 RESPONSE: Respondent, Spouse, 1st child, 2nd child, 3rd child, 4th child, 5th child, 6th child, 7th child, Child's spouse, Grand child, Grand child's spouse, Parent, Spouse's parent, Sibling, Spouse's sibling, Grand parent, Nephew/Niece, Cousin, Sibling's spouse, Parent's sibling, Friend, Boarder, Housemaid, Partner, Care provider, OTHER (SPECIFY: )

\*\*\* Keyword: Family Members, People You Live With



**Table 3210 Household member 2: Gender**

[Questionnaire] I would like to ask about your relationship with your family members. Family members include those living in your house, living somewhere else, and those who are not blood-related to you but live in your house. Please answer the following questions accordingly. ... Is [PERSON] male or female?

[VAR] GENDER2

RESPONSE	PUNCH	03-07	2008	2009	2010	2011	2012	2013	2014	2016	2018	2021	2023	TOTAL
Male	1	55.4	54.9	55.4	55.5	52.4	33.2	34.0	35.6	33.0	32.3	35.9	35.8	47.0
Female	2	41.0	40.1	40.4	38.8	42.9	29.5	32.6	33.0	31.3	28.9	34.4	31.5	37.2
DK/NA	-8	0.0	0.0	0.0	0.1	0.0	0.0	0.0	0.0	0.0	0.0	0.0	0.9	0.1
IAP	-1	3.6	5.0	4.2	5.6	4.8	37.3	33.4	31.4	35.7	38.9	29.7	31.9	15.8
N		7276	1508	1599	1576	1535	1396	1294	1370	1051	1031	1205	1230	22071

\*\*\* Keyword: Family Members, People You Live With

**Table 3211 Household member 2: Age**

[Questionnaire] I would like to ask about your relationship with your family members. Family members include those living in your house, living somewhere else, and those who are not blood-related to you but live in your house. Please answer the following questions accordingly. ... How old is [PERSON]?

[VAR] OLD2

RESPONSE	PUNCH	03-07	2008	2009	2010	2011	2012	2013	2014	2016	2018	2021	2023	TOTAL
0-9 years old	0	0.2	0.1	0.4	0.1	0.4	0.0	0.0	0.0	0.0	0.0	0.0	0.0	0.1
10-19	1	1.0	1.3	1.1	1.6	0.8	0.0	0.1	0.0	0.0	0.0	0.0	0.2	0.7
20-29	2	5.6	5.0	5.1	5.8	4.1	1.3	2.2	1.2	1.6	1.2	1.5	1.7	3.8
30-39	3	18.8	15.6	16.8	15.7	17.5	13.2	12.0	12.9	10.9	11.8	11.9	10.9	15.5
40-49	4	26.7	27.3	24.9	23.2	26.3	18.2	19.4	18.2	16.6	15.5	14.5	14.1	22.4
50-59	5	24.8	27.1	27.5	26.5	26.2	16.1	17.3	18.3	19.7	15.8	20.3	16.8	22.6
60-69	6	11.7	10.5	13.1	12.3	10.4	7.9	9.8	10.3	8.4	9.4	13.3	17.2	11.4
70 or over	7	7.4	8.1	6.8	8.6	9.6	6.0	5.9	7.7	7.1	6.8	7.1	6.3	7.4
DK/NA	-8	0.1	0.1	0.2	0.6	0.0	0.0	0.0	0.0	0.0	0.6	1.7	1.0	0.3
IAP	-1	3.6	5.0	4.2	5.6	4.8	37.3	33.4	31.4	35.7	38.9	29.7	31.9	15.8
N		7276	1508	1599	1576	1535	1396	1294	1370	1051	1031	1205	1230	22071

\*\*\* Keyword: Family Members, People You Live With

**Table 3212 Household member 2: marital status**

[Questionnaire] I would like to ask about your relationship with your family members. Family members include those living in your house, living somewhere else, and those who are not blood-related to you but live in your house. Please answer the following questions accordingly. ... Is [PERSON] now married, widowed, divorced, separated, cohabiting, or never married?

[VAR] MAR2

RESPONSE	PUNCH	03-07	2008	2009	2010	2011	2012	2013	2014	2016	2018	2021	2023	TOTAL
Married	1	84.1	83.9	84.1	80.8	83.6	62.5	66.4	68.5	64.0	59.9	70.3	67.2	76.7
Widowed	2	4.7	4.1	3.2	3.2	3.8	0.0	0.0	0.0	0.0	0.0	0.0	0.0	2.5
Divorced	3	1.0	1.0	1.4	1.6	1.9	0.0	0.0	0.0	0.0	0.0	0.0	0.0	0.7
Separated	4	0.3	0.1	0.1	0.6	0.3	0.0	0.2	0.0	0.0	0.0	0.0	0.0	0.2
Never married	5	6.0	5.6	6.9	7.4	5.3	0.0	0.0	0.0	0.0	0.0	0.0	0.0	3.8
Cohabiting	6	0.2	0.2	0.2	0.5	0.4	0.2	0.1	0.0	0.3	1.2	0.0	0.0	0.3
DK/NA	-8	0.0	0.1	0.0	0.3	0.0	0.0	0.0	0.0	0.0	0.0	0.0	0.9	0.1
IAP	-1	3.6	5.0	4.2	5.6	4.8	37.3	33.4	31.5	35.7	38.9	29.7	31.9	15.8
N		7276	1508	1599	1576	1535	1396	1294	1370	1051	1031	1205	1230	22071

\* SHOW CARD(16, 18)

\*\* 2003 RESPONSE: Never married, Married, Divorced, Widowed, Separated

\*\* 2004 RESPONSE: Married, Widowed, Divorced, Separated, Never married

\*\*\* Keyword: Family Members, People You Live With, Divorce

**Table 3213 Household member 2: whether living together or away**

[Questionnaire] I would like to ask about your relationship with your family members. Family members include those living in your house, living somewhere else, and those who are not blood-related to you but live in your house. Please answer the following questions accordingly. ... Is [PERSON] living in your house, or is [PERSON] staying somewhere else

[VAR] AWAY2

RESPONSE	PUNCH	03-07	2008	2009	2010	2011	2012	2013	2014	2016	2018	2021	2023	TOTAL
Living together	1	92.1	91.1	92.0	88.9	90.8	60.2	64.6	66.4	61.3	57.8	68.0	66.6	80.7
Not living together	2	4.2	3.9	3.8	5.5	4.5	2.5	2.0	2.1	3.0	3.3	2.3	0.7	3.5
DK/NA	-8	0.0	0.0	0.0	0.0	0.0	0.0	0.0	0.0	0.0	0.0	0.0	0.9	0.1
IAP	-1	3.6	5.0	4.2	5.6	4.8	37.3	33.4	31.5	35.7	38.9	29.7	31.9	15.8
N		7276	1508	1599	1576	1535	1396	1294	1370	1051	1031	1205	1230	22071

\*\*\* Keyword: Family Members, People You Live With



**Table 3214 Household member 2: reason for not living together**

[Questionnaire] I would like to ask about your relationship with your family members. Family members include those living in your house, living somewhere else, and those who are not blood-related to you but live in your house. Please answer the following questions accordingly. ... (IF [PERSON] IS TEMPORARILY STAYING ELSEWHERE) What is the primary reason for not living together?

[VAR] WHYAWY2

RESPONSE	PUNCH	03-07	2008	2009	2010	2011	2012	2013	2014	2016	2018	2021	2023	TOTAL
Schooling	1	0.2	0.3	0.3	0.4	0.3	0.0	0.0	0.0	0.0	0.0	0.0	0.0	0.1
Employment	2	1.5	1.5	1.9	1.8	1.7	1.3	1.1	1.3	1.4	1.5	1.2	0.2	1.4
Military service	3	0.1	0.3	0.1	0.1	0.1	0.0	0.0	0.0	0.0	0.0	0.0	0.0	0.1
Respondent's Schooling	4	0.8	0.3	0.4	1.3	0.6	0.0	0.0	0.1	0.0	0.0	0.0	0.0	0.4
Respondent's employment	5	0.9	0.8	0.6	1.0	1.1	0.1	0.2	0.2	0.6	0.4	0.2	0.1	0.6
OTHER	77	0.6	0.5	0.4	0.8	0.7	1.1	0.8	0.5	1.0	1.1	0.7	0.1	0.7
DK/NA	-8	0.1	0.1	0.1	0.0	0.0	0.0	0.0	0.0	0.0	0.4	0.2	1.1	0.1
IAP	-1	95.8	96.1	96.2	94.6	95.5	97.4	98.0	97.9	97.0	96.7	97.7	98.5	96.4
N		7276	1508	1599	1576	1535	1396	1294	1370	1051	1031	1205	1230	22071

\*\*\* Keyword: Family Members, People You Live With

**Table 3215 Household member 2: employment status**

[Questionnaire] I would like to ask about your relationship with your family members. Family members include those living in your house, living somewhere else, and those who are not blood-related to you but live in your house. Please answer the following questions accordingly. ... Is [PERSON] currently working for pay?

[VAR] EPLY2

RESPONSE	PUNCH	03-07	2008	2009	2010	2011	2012	2013	2014	2016	2018	2021	2023	TOTAL
Employed	1	63.4	64.5	64.8	63.0	62.9	43.6	43.5	43.9	41.6	41.7	49.0	47.9	56.2
Not employed	2	32.8	30.5	30.9	31.2	32.2	19.1	23.1	24.6	22.7	19.5	20.5	19.1	27.9
DK/NA	-8	0.1	0.0	0.1	0.2	0.1	0.0	0.0	0.0	0.0	0.0	0.7	1.1	0.2
IAP	-1	3.7	5.0	4.2	5.6	4.8	37.3	33.4	31.5	35.7	38.9	29.7	31.8	15.8
N		7276	1508	1599	1576	1535	1396	1294	1370	1051	1031	1205	1230	22071

\*\*\* Keyword: Family Members, People You Live With, Job

**Table 3216 Household member 2: reason for unemployment**

[Questionnaire] I would like to ask about your relationship with your family members. Family members include those living in your house, living somewhere else, and those who are not blood-related to you but live in your house. Please answer the following questions accordingly. ... (IF NOT WORKING) What is the primary reason for not working?

[VAR] WHYNOE2

RESPONSE	PUNCH	03-07	2008	2009	2010	2011	2012	2013	2014	2016	2018	2021	2023	TOTAL
Below school age	1	0.1	0.0	0.3	0.1	0.2	0.0	0.0	0.0	0.0	0.0	0.0	0.0	0.1
In school	2	2.4	2.1	2.8	2.4	1.9	0.0	0.2	0.1	0.2	0.2	0.0	0.0	1.5
Staying at home (housework)	3	16.1	13.7	14.3	12.3	15.6	9.5	10.8	13.1	11.0	7.8	11.0	9.0	13.3
Old age	4	6.9	6.8	4.6	8.0	7.6	4.5	4.9	4.2	2.9	3.5	2.1	2.5	5.6
Illness	5	1.7	1.9	1.6	2.4	1.5	1.4	0.8	0.7	1.0	1.2	0.7	0.5	1.4
Disabled	6	0.6	0.5	0.4	0.8	0.3	0.0	0.3	0.1	0.5	0.1	0.2	0.0	0.4
Temporarily not working	7	1.1	0.5	1.1	1.0	0.3	0.3	0.3	0.3	0.9	0.7	0.8	0.7	0.8
Unemployed	8	0.7	0.1	0.3	0.6	0.3	0.0	0.4	0.1	0.0	0.1	0.4	0.2	0.4
Retired	9	1.2	0.9	1.1	0.8	0.7	0.4	1.8	2.3	2.2	1.1	1.0	1.6	1.2
Retired under the age limit	10	1.2	1.0	1.3	1.1	0.9	0.7	0.8	0.7	0.8	1.1	0.6	1.1	1.0
OTHER	77	0.5	3.0	2.6	1.7	2.7	2.2	2.5	2.0	1.8	1.8	3.0	3.4	1.8
DK/NA	-8	0.2	0.1	0.4	0.2	0.3	0.1	0.2	1.0	1.5	2.0	0.6	1.1	0.5
IAP	-1	67.2	69.5	69.1	68.7	67.8	80.9	76.8	75.5	77.3	80.4	79.5	80.1	72.1
N		7276	1508	1599	1576	1535	1396	1294	1370	1051	1031	1205	1230	22071

\*\* 2003 RESPONSE: Below school age, n school, Staying at home (housework), Old age, Illness, Disabled, Temporarily not working, Unemployed, Retired, OTHER (SPECIFY: )

\*\* 2008-2018 RESPONSE: Below school age, In School, Staying at home, Old age, Illness, Disabled, Temporarily not working, Unemployed, Retired, Retired under the age limit, Searching for job, Studying, In the army, Business Failure, Do not want to get a job, Wedding Preparation, Religious Belief, To take care of family, Can't get a job, OTHER (SPECIFY: )

\*\*\* Keyword: Family Members, People You Live With



**Table 3217 Household member 3: Relation to R**

[Questionnaire] I would like to ask about your relationship with your family members. Family members include those living in your house, living somewhere else, and those who are not blood-related to you but live in your house. Please answer the following questions accordingly. ... Relation to respondent

[VAR] RELATE3

RESPONSE	PUNCH	03-07	2008	2009	2010	2011	2012	2013	2014	2016	2018	2021	2023	TOTAL
Spouse	2	1.3	1.5	0.5	1.0	0.7	0.0	0.0	0.0	0.0	0.0	0.0	0.0	0.7
Children	3	51.6	50.3	52.3	50.7	52.8	50.7	57.0	51.9	49.9	48.3	35.1	36.2	49.9
Children's spouse	4	1.3	1.6	2.1	1.1	1.3	0.1	0.1	0.0	0.0	0.2	0.0	0.0	0.9
Grandchildren	5	0.9	0.9	0.9	0.8	0.5	0.1	0.1	0.4	0.2	0.3	0.1	0.2	0.6
Grandchildren's spouse	6	0.0	0.0	0.0	0.0	0.0	0.0	0.0	0.0	0.0	0.0	0.0	0.0	0.0
Parents	7	21.7	20.6	20.3	18.9	19.0	24.6	20.2	19.7	23.5	21.4	13.9	18.2	20.6
Spouse's parents	8	2.1	1.2	1.8	1.5	1.7	1.7	1.2	1.4	1.9	0.8	0.0	0.0	1.5
Siblings	9	3.2	2.3	1.8	2.6	2.2	2.6	1.9	2.3	1.9	2.2	1.7	0.6	2.4
Spouse's siblings	10	0.2	0.4	0.3	0.4	0.1	0.0	0.0	0.0	0.0	0.4	0.0	0.0	0.2
Grandparents	11	0.4	0.3	0.3	0.5	0.9	1.4	0.6	0.7	0.4	1.6	0.6	0.5	0.6
Friend	12	0.1	0.2	0.4	0.0	0.1	0.2	0.2	0.7	0.4	0.7	0.5	0.0	0.2
Niece/Nephew	13	0.1	0.3	0.4	0.2	0.3	0.3	0.0	0.0	0.0	0.4	0.0	0.0	0.2
Sibling's spouse	14	0.2	0.4	0.1	0.1	0.1	0.0	0.0	0.1	0.1	0.0	0.0	0.0	0.1
Cousin	15	0.0	0.1	0.0	0.1	0.0	0.1	0.0	0.0	0.2	0.0	0.0	0.0	0.0
Parents' siblings	16	0.1	0.2	0.0	0.0	0.1	0.0	0.0	0.1	0.0	0.0	0.0	0.2	0.1
Boarder	17	0.0	0.1	0.0	0.1	0.1	0.0	0.0	0.0	0.1	0.0	0.0	0.0	0.0
Care provider	18	0.0	0.0	0.0	0.0	0.0	0.1	0.0	0.0	0.0	0.0	0.0	0.0	0.0
Housemaid	19	0.0	0.0	0.0	0.0	0.0	0.0	0.0	0.0	0.0	0.0	0.0	0.0	0.0
Partner	20	0.0	0.0	0.0	0.0	0.0	0.0	0.2	0.1	0.0	0.0	0.2	0.0	0.0
OTHER	21	0.4	0.1	0.3	0.3	0.1	0.4	0.2	0.4	0.0	0.5	0.2	0.1	0.3
DK/NA	-8	0.1	0.0	0.1	0.3	0.0	0.0	0.0	0.0	0.0	0.1	0.0	0.0	0.0
IAP	-1	16.3	19.6	18.3	21.4	20.0	17.8	18.3	22.1	21.5	23.2	47.7	44.1	21.7
N		7276	1508	1599	1576	1535	1396	1294	1370	1051	1031	1205	1230	22071

\* 2003-2005 RESPONSE: Respondent, Spouse, Children, Children's spouse, Grand children, Grand children's spouse, Parents, Spouse's parents, Siblings, Spouse's siblings, Grand parents, OTHER (SPECIFY: )

\*\* 2006 RESPONSE: Respondent, Spouse, 1st child, 2nd child, 3rd child, 4th child, 5th child, Child's spouse, Grand child, Grand child's spouse, Parent, Spouse's parent, Sibling, Spouse's sibling, Grand parent, Friend, Boarder, Housemaid, Partner, Care provider, OTHER (SPECIFY: )

\*\* 2007-2018 RESPONSE: Respondent, Spouse, 1st child, 2nd child, 3rd child, 4th child, 5th child, 6th child, 7th child, Child's spouse, Grand child, Grand child's spouse, Parent, Spouse's parent, Sibling, Spouse's sibling, Grand parent, Nephew/Niece, Cousin, Sibling's spouse, Parent's sibling, Friend, Boarder, Housemaid, Partner, Care provider, OTHER (SPECIFY: )

\*\*\* Keyword: Family Members, People You Live With

**Table 3218 Household member 3: Gender**

[Questionnaire] I would like to ask about your relationship with your family members. Family members include those living in your house, living somewhere else, and those who are not blood-related to you but live in your house. Please answer the following questions accordingly. ... Is [PERSON] male or female

[VAR] GENDER3

RESPONSE	PUNCH	03-07	2008	2009	2010	2011	2012	2013	2014	2016	2018	2021	2023	TOTAL
Male	1	36.2	33.8	37.6	34.1	35.5	46.6	52.0	45.5	44.7	44.9	28.5	33.8	38.3
Female	2	47.5	46.5	43.6	44.2	44.5	35.7	29.7	32.4	33.8	30.0	23.9	22.0	39.8
DK/NA	-8	0.1	0.1	0.5	0.3	0.0	0.0	0.0	0.0	0.0	1.9	0.0	0.1	0.2
IAP	-1	16.3	19.6	18.3	21.4	20.0	17.8	18.3	22.1	21.5	23.2	47.6	44.1	21.7
N		7276	1508	1599	1576	1535	1396	1294	1370	1051	1031	1205	1230	22071

\*\*\* Keyword: Family Members, People You Live With

**Table 3219 Household member 3: Age**

[Questionnaire] I would like to ask about your relationship with your family members. Family members include those living in your house, living somewhere else, and those who are not blood-related to you but live in your house. Please answer the following questions accordingly. ... How old is [PERSON]?

[VAR] OLD3

RESPONSE	PUNCH	03-07	2008	2009	2010	2011	2012	2013	2014	2016	2018	2021	2023	TOTAL
0-9 years old	0	12.5	11.3	12.6	10.6	11.8	11.3	10.8	11.2	10.5	10.3	8.1	7.8	11.3
10-19	1	18.7	19.4	17.6	18.5	18.0	13.2	15.8	15.8	12.0	10.6	7.0	9.4	16.1
20-29	2	17.3	16.9	17.8	14.8	17.7	18.3	19.0	17.6	18.5	17.1	14.4	13.4	17.0
30-39	3	7.5	6.2	7.6	9.3	6.9	7.8	7.9	7.4	7.2	6.7	5.3	5.0	7.2
40-49	4	10.2	10.9	9.8	9.0	9.4	6.8	7.4	6.8	4.9	7.5	2.3	1.5	8.2
50-59	5	10.8	8.5	9.9	10.8	10.9	14.4	14.0	13.2	13.3	12.1	9.1	11.9	11.3
60-69	6	3.3	3.3	2.6	2.6	1.8	4.0	3.8	2.6	5.7	4.0	3.4	4.4	3.3
70 or over	7	3.3	3.7	3.6	2.5	3.6	6.5	2.9	3.2	6.2	6.3	1.9	2.2	3.6
DK/NA	-8	0.1	0.2	0.3	0.5	0.0	0.0	0.1	0.0	0.1	2.2	0.8	0.2	0.3
IAP	-1	16.3	19.6	18.3	21.4	20.0	17.8	18.3	22.1	21.5	23.2	47.7	44.1	21.7
N		7276	1508	1599	1576	1535	1396	1294	1370	1051	1031	1205	1230	22071

\*\*\* Keyword: Family Members, People You Live With



**Table 3220 Household member 3: marital status**

[Questionnaire] I would like to ask about your relationship with your family members. Family members include those living in your house, living somewhere else, and those who are not blood-related to you but live in your house. Please answer the following questions accordingly. ... Is [PERSON] now married, widowed, divorced, separated, cohabiting, or never married?

[VAR] MAR3

RESPONSE	PUNCH	03-07	2008	2009	2010	2011	2012	2013	2014	2016	2018	2021	2023	TOTAL
Married	1	25.9	23.3	23.8	22.2	22.2	22.3	22.5	19.2	22.1	21.0	11.0	14.3	22.4
Widowed	2	3.3	3.9	3.4	3.0	3.0	6.8	3.3	3.7	5.1	5.0	3.8	3.2	3.7
Divorced	3	0.6	0.9	0.4	0.8	0.9	2.5	2.2	2.0	1.9	1.8	2.6	2.8	1.3
Separated	4	0.2	0.1	0.1	0.3	0.3	0.4	0.9	0.3	0.2	0.1	0.1	0.1	0.2
Never married	5	53.7	52.1	53.7	51.9	53.7	50.2	52.5	52.4	49.1	46.8	34.7	34.8	50.4
Cohabiting	6	0.0	0.1	0.1	0.1	0.0	0.0	0.1	0.3	0.0	0.0	0.2	0.6	0.1
DK/NA	-8	0.1	0.1	0.3	0.3	0.0	0.0	0.2	0.0	0.0	2.0	0.0	0.1	0.2
IAP	-1	16.3	19.6	18.3	21.4	20.0	17.8	18.3	22.1	21.5	23.2	47.6	44.2	21.7
N		7276	1508	1599	1576	1535	1396	1294	1370	1051	1031	1205	1230	22071

\* SHOW CARD(16, 18)

\*\* 2003 RESPONSE: Never married, Married, Divorced, Widowed, Separated

\*\* 2004 RESPONSE: Married, Widowed, Divorced, Separated, Never married

\*\*\* Keyword: Family Members, People You Live With, Divorce

**Table 3221 Household member 3: whether living together or away**

[Questionnaire] I would like to ask about your relationship with your family members. Family members include those living in your house, living somewhere else, and those who are not blood-related to you but live in your house. Please answer the following questions accordingly. ... Is [PERSON] living in your house, or is [PERSON] staying somewhere else?

[VAR] AWAY3

RESPONSE	PUNCH	03-07	2008	2009	2010	2011	2012	2013	2014	2016	2018	2021	2023	TOTAL
Living together	1	73.1	69.3	70.5	65.3	67.8	70.0	70.6	69.7	65.7	66.7	48.4	51.1	67.9
Not living together	2	10.6	11.1	11.2	13.3	12.2	12.2	11.1	8.2	12.8	10.0	4.0	4.8	10.4
DK/NA	-8	0.0	0.0	0.0	0.0	0.0	0.0	0.0	0.0	0.0	0.1	0.0	0.0	0.0
IAP	-1	16.3	19.6	18.3	21.4	20.0	17.8	18.3	22.1	21.5	23.2	47.6	44.1	21.7
N		7276	1508	1599	1576	1535	1396	1294	1370	1051	1031	1205	1230	22071

\*\*\* Keyword: Family Members, People You Live With

**Table 3222 Household member 3: reason for not living together**

[Questionnaire] I would like to ask about your relationship with your family members. Family members include those living in your house, living somewhere else, and those who are not blood-related to you but live in your house. Please answer the following questions accordingly. ... (IF [PERSON] IS TEMPORARILY STAYING ELSEWHERE) What is the primary reason for not living together?

[VAR] WHYAWY3

RESPONSE	PUNCH	03-07	2008	2009	2010	2011	2012	2013	2014	2016	2018	2021	2023	TOTAL
Schooling	1	2.4	2.7	3.4	2.8	2.8	2.7	2.3	2.5	4.2	3.6	0.9	1.0	2.6
Employment	2	3.3	3.6	4.3	5.0	4.9	5.3	4.6	3.5	3.8	3.8	1.8	2.9	3.8
Military service	3	1.7	1.7	0.9	1.1	1.6	1.1	2.0	1.3	1.1	0.5	0.4	0.1	1.3
Respondent's Schooling	4	1.1	0.4	0.6	1.5	0.8	0.6	0.3	0.1	1.0	0.4	0.2	0.1	0.7
Respondent's employment	5	1.2	1.1	0.8	1.1	0.9	0.6	0.6	0.2	1.7	0.2	0.0	0.5	0.9
OTHER	77	0.8	1.4	1.3	1.6	1.3	1.9	1.2	0.5	1.0	0.9	0.3	0.2	1.0
DK/NA	-8	0.2	0.3	0.1	0.2	0.0	0.0	0.1	0.0	0.0	0.8	0.2	0.1	0.1
IAP	-1	89.4	88.9	88.8	86.7	87.8	87.8	88.9	91.9	87.2	89.9	96.1	95.2	89.6
N		7276	1508	1599	1576	1535	1396	1294	1370	1051	1031	1205	1230	22071

\*\*\* Keyword: Family Members, People You Live With

**Table 3223 Household member 3: employment status**

[Questionnaire] I would like to ask about your relationship with your family members. Family members include those living in your house, living somewhere else, and those who are not blood-related to you but live in your house. Please answer the following questions accordingly. ... Is [PERSON] currently working for pay?

[VAR] EMPLOY3

RESPONSE	PUNCH	03-07	2008	2009	2010	2011	2012	2013	2014	2016	2018	2021	2023	TOTAL
Employed	1	26.1	25.2	27.2	29.1	28.2	34.2	35.5	31.2	32.4	34.0	24.1	29.1	28.6
Not employed	2	57.5	55.1	54.2	49.4	51.8	48.1	46.1	46.7	46.1	41.6	27.9	26.7	49.6
DK/NA	-8	0.1	0.1	0.3	0.1	0.0	0.0	0.1	0.0	0.0	1.2	0.3	0.0	0.1
IAP	-1	16.3	19.6	18.3	21.4	20.0	17.8	18.3	22.1	21.5	23.2	47.6	44.1	21.7
N		7276	1508	1599	1576	1535	1396	1294	1370	1051	1031	1205	1230	22071

\*\*\* Keyword: Family Members, People You Live With, Job



**Table 3224 Household member 3: reason for unemployment**

[Questionnaire] I would like to ask about your relationship with your family members. Family members include those living in your house, living somewhere else, and those who are not blood-related to you but live in your house. Please answer the following questions accordingly. ... (IF NOT WORKING) What is the primary reason for not working?

[VAR] WHYNOE3

RESPONSE	PUNCH	03-07	2008	2009	2010	2011	2012	2013	2014	2016	2018	2021	2023	TOTAL
Below school age	1	7.3	7.1	8.1	7.1	7.4	6.6	6.7	7.2	6.4	7.4	5.5	3.7	6.9
In school	2	31.3	28.9	28.1	26.9	29.7	24.7	25.7	26.9	22.6	18.7	9.1	14.1	26.3
Staying at home (housework)	3	9.3	8.0	7.9	6.0	6.3	2.5	0.8	2.1	1.4	1.6	1.2	0.2	5.6
Old age	4	4.0	3.8	3.4	2.7	3.3	5.8	3.2	3.1	5.0	5.0	1.0	1.4	3.6
Illness	5	0.5	1.0	0.3	0.7	0.4	0.5	0.4	0.5	0.8	0.7	0.4	0.1	0.5
Disabled	6	0.2	0.5	0.5	0.4	0.3	0.5	0.2	0.4	0.3	0.2	0.4	0.2	0.3
Temporarily not working	7	1.1	0.3	0.3	0.6	0.1	0.2	0.6	0.3	0.5	0.2	0.2	0.3	0.6
Unemployed	8	0.5	0.0	0.2	0.2	0.0	0.0	0.1	0.1	0.0	0.0	0.5	0.0	0.2
Retired	9	0.3	0.1	0.3	0.4	0.4	0.8	0.9	0.5	1.3	0.7	0.3	0.5	0.4
Retired under the age limit	10	0.2	0.3	0.1	0.0	0.1	0.2	0.3	0.2	0.8	0.4	0.1	0.1	0.2
Other	77	2.5	5.0	5.0	4.3	3.8	6.2	7.2	5.3	6.9	6.1	9.1	6.2	4.7
DK/NA	-8	0.2	0.1	0.0	0.3	0.0	0.0	0.1	0.0	0.2	0.7	0.0	0.0	0.1
IAP	-1	42.5	45.0	45.8	50.6	48.2	52.0	53.9	53.3	53.9	58.4	72.2	73.3	50.4
N		7276	1508	1599	1576	1535	1396	1294	1370	1051	1031	1205	1230	22071

\*\* 2003 RESPONSE: Below school age, n school, Staying at home (housework), Old age, Illness, Disabled, Temporarily not working, Unemployed, Retired, OTHER (SPECIFY: )

\*\* 2008-2018 RESPONSE: Below school age, In School, Staying at home, Old age, Illness, Disabled, Temporarily not working, Unemployed, Retired, Retired under the age limit, Searching for job, Studying, In the army, Business Failure, Do not want to get a job, Wedding Preparation, Religious Belief, To take care of family, Can't get a job, OTHER (SPECIFY: )

\*\*\* Keyword: Family Members, People You Live With

**Table 3225 Household member 4: Relation to R**

[Questionnaire] I would like to ask about your relationship with your family members. Family members include those living in your house, living somewhere else, and those who are not blood-related to you but live in your house. Please answer the following questions accordingly. ... Relation to respondent

[VAR] RELATE4

RESPONSE	PUNCH	03-07	2008	2009	2010	2011	2012	2013	2014	2016	2018	2021	2023	TOTAL
Spouse	2	0.9	1.0	0.4	1.0	0.5	0.0	0.0	0.0	0.0	0.0	0.0	0.0	0.5
Children	3	40.1	36.3	38.5	36.5	39.5	37.3	37.9	35.0	35.3	31.3	19.9	16.1	35.7
Children's spouse	4	1.3	0.6	1.2	1.0	1.2	1.0	3.5	0.9	1.2	1.2	0.2	0.0	1.2
Grandchildren	5	2.0	2.8	2.4	1.7	1.8	0.9	0.6	0.8	0.8	1.3	0.2	0.2	1.5
Grandchildren's spouse	6	0.0	0.0	0.0	0.0	0.1	0.0	0.0	0.0	0.0	0.0	0.0	0.0	0.0
Parents	7	3.2	1.9	3.0	3.0	3.1	19.5	17.9	17.2	20.1	19.0	9.2	12.7	8.2
Spouse's parents	8	0.6	0.4	0.9	0.2	0.4	1.1	0.3	1.4	0.5	0.3	0.1	0.2	0.5
Siblings	9	14.7	13.3	12.0	12.6	12.5	3.4	2.2	1.8	2.2	2.2	3.2	2.8	9.4
Spouse's siblings	10	0.2	0.3	0.1	0.3	0.1	0.1	0.0	0.0	0.1	0.2	0.0	0.0	0.2
Grandparents	11	0.6	0.5	0.6	0.5	0.9	0.9	0.2	0.4	0.4	0.2	0.2	0.0	0.5
Friend	12	0.1	0.1	0.3	0.1	0.1	0.2	0.1	0.4	0.1	0.3	0.1	0.0	0.1
Niece/Nephew	13	0.4	0.9	0.3	0.3	0.2	0.1	0.2	0.0	0.0	0.4	0.0	0.0	0.3
Sibling's spouse	14	0.0	0.2	0.1	0.1	0.4	0.1	0.1	0.1	0.2	0.0	0.0	0.0	0.1
Cousin	15	0.0	0.0	0.1	0.1	0.0	0.0	0.0	0.0	0.1	0.0	0.0	0.0	0.0
Parents' siblings	16	0.1	0.1	0.1	0.0	0.1	0.0	0.0	0.1	0.1	0.0	0.0	0.0	0.0
Boarder	17	0.0	0.0	0.0	0.1	0.0	0.0	0.0	0.0	0.1	0.0	0.0	0.0	0.0
Care provider	18	0.0	0.0	0.0	0.1	0.1	0.0	0.0	0.0	0.0	0.0	0.0	0.0	0.0
Housemaid	19	0.0	0.0	0.0	0.0	0.0	0.0	0.0	0.0	0.0	0.0	0.0	0.0	0.0
Partner	20	0.0	0.1	0.0	0.0	0.1	0.0	0.1	0.0	0.0	0.0	0.0	0.0	0.0
OTHER	21	0.3	0.1	0.2	0.5	0.1	0.3	0.2	0.4	0.0	0.3	0.2	0.0	0.2
DK/NA	-8	0.1	0.0	0.4	0.1	0.0	0.0	0.0	0.0	0.0	0.0	0.0	0.0	0.1
IAP	-1	35.4	41.4	39.6	41.7	38.8	35.1	36.8	41.5	38.9	43.5	66.7	68.0	41.3
N		7276	1508	1599	1576	1535	1396	1294	1370	1051	1031	1205	1230	22071

\* 2003-2005 RESPONSE: Respondent, Spouse, Children, Children's spouse, Grand children, Grand children's spouse, Parents, Spouse's parents, Siblings, Spouse's siblings, Grand parents, OTHER (SPECIFY: )

\*\* 2006 RESPONSE: Respondent, Spouse, 1st child, 2nd child, 3rd child, 4th child, 5th child, Child's spouse, Grand child, Grand child's spouse, Parent, Spouse's parent, Sibling, Spouse's sibling, Grand parent, Friend, Boarder, Housemaid, Partner, Care provider, OTHER (SPECIFY: )

\*\* 2007-2018 RESPONSE: Respondent, Spouse, 1st child, 2nd child, 3rd child, 4th child, 5th child, 6th child, 7th child, Child's spouse, Grand child, Grand child's spouse, Parent, Spouse's parent, Sibling, Spouse's sibling, Grand parent, Nephew/Niece, Cousin, Sibling's spouse, Parent's sibling, Friend, Boarder, Housemaid, Partner, Care provider, OTHER (SPECIFY: )

\*\*\* Keyword: Family Members, People You Live With

**Table 3226 Household member 4: Gender**

[Questionnaire] I would like to ask about your relationship with your family members. Family members include those living in your house, living somewhere else, and those who are not blood-related to you but live in your house. Please answer the following questions accordingly. ... Is [PERSON] male or female?

[VAR] GENDER4

RESPONSE	PUNCH	03-07	2008	2009	2010	2011	2012	2013	2014	2016	2018	2021	2023	TOTAL
Male	1	31.8	31.2	32.1	31.9	31.1	27.1	25.5	21.9	27.3	22.5	12.9	8.9	27.5
Female	2	32.7	27.3	27.8	26.3	30.0	37.8	37.6	36.6	33.8	32.6	20.4	23.1	31.0
DK/NA	-8	0.1	0.2	0.6	0.1	0.0	0.0	0.1	0.0	0.0	1.4	0.0	0.1	0.2
IAP	-1	35.4	41.3	39.6	41.8	38.9	35.1	36.8	41.5	38.9	43.5	66.6	68.0	41.3
N		7276	1508	1599	1576	1535	1396	1294	1370	1051	1031	1205	1230	22071

\*\*\* Keyword: Family Members, People You Live With



**Table 3227 Household member 4: Age**

[Questionnaire] I would like to ask about your relationship with your family members. Family members include those living in your house, living somewhere else, and those who are not blood-related to you but live in your house. Please answer the following questions accordingly. ... How old is [PERSON]?

[VAR] OLD4

RESPONSE	PUNCH	03-07	2008	2009	2010	2011	2012	2013	2014	2016	2018	2021	2023	TOTAL
0-9 years old	0	13.0	11.5	11.9	10.8	12.0	9.9	9.5	10.7	7.9	9.3	5.6	3.7	10.7
10-19	1	19.6	20.1	17.8	17.9	19.2	14.8	16.4	13.6	12.4	8.5	5.6	5.8	16.1
20-29	2	21.4	19.3	20.1	19.1	20.0	12.6	11.9	11.1	14.7	12.9	10.0	7.6	17.1
30-39	3	4.6	3.5	5.0	5.0	3.2	4.3	3.6	2.6	2.6	3.0	1.2	1.5	3.8
40-49	4	1.9	1.7	1.8	1.6	2.9	7.3	7.9	6.9	5.0	5.6	2.0	1.6	3.2
50-59	5	1.9	0.8	1.2	1.7	2.3	11.3	11.0	9.7	12.0	10.3	5.9	8.5	4.8
60-69	6	0.5	0.9	1.0	0.4	0.3	2.9	1.9	2.3	3.3	2.8	1.0	2.6	1.3
70 or over	7	1.4	0.7	1.1	1.3	1.2	1.9	1.0	1.6	3.2	2.0	1.3	0.7	1.4
DK/NA	-8	0.2	0.1	0.6	0.3	0.0	0.0	0.2	0.0	0.1	1.9	0.7	0.1	0.3
IAP	-1	35.4	41.3	39.6	41.7	38.9	35.1	36.8	41.5	38.9	43.5	66.6	68.0	41.3
N		7276	1508	1599	1576	1535	1396	1294	1370	1051	1031	1205	1230	22071

\*\*\* Keyword: Family Members, People You Live With

**Table 3228 Household member 4: marital status**

[Questionnaire] I would like to ask about your relationship with your family members. Family members include those living in your house, living somewhere else, and those who are not blood-related to you but live in your house. Please answer the following questions accordingly. ... Is [PERSON] now married, widowed, divorced, separated, cohabiting, or never married?

[VAR] MAR4

RESPONSE	PUNCH	03-07	2008	2009	2010	2011	2012	2013	2014	2016	2018	2021	2023	TOTAL
Married	1	6.5	4.6	6.6	5.1	6.1	21.9	22.1	19.8	22.6	19.9	9.4	12.5	10.8
Widowed	2	1.0	0.9	0.6	1.3	0.9	1.3	0.4	1.0	1.0	1.2	0.8	0.5	0.9
Divorced	3	0.2	0.1	0.1	0.2	0.2	0.9	0.6	0.0	0.2	0.2	0.4	0.1	0.3
Separated	4	0.1	0.1	0.1	0.3	0.1	0.1	0.1	0.1	0.3	0.1	0.2	0.1	0.1
Never married	5	56.6	53.0	52.5	51.3	53.8	40.8	39.8	37.7	37.1	33.6	22.6	18.6	46.3
Cohabiting	6	0.1	0.1	0.1	0.0	0.1	0.0	0.1	0.0	0.0	0.0	0.0	0.2	0.0
DK/NA	-8	0.2	0.0	0.5	0.1	0.0	0.0	0.2	0.0	0.0	1.6	0.0	0.0	0.2
IAP	-1	35.4	41.3	39.6	41.7	38.9	35.1	36.8	41.5	38.9	43.5	66.6	68.1	41.3
N		7276	1508	1599	1576	1535	1396	1294	1370	1051	1031	1205	1230	22071

\* SHOW CARD(16, 18)

\*\* 2003 RESPONSE: Never married, Married, Divorced, Widowed, Separated

\*\* 2004 RESPONSE: Married, Widowed, Divorced, Separated, Never married

\*\*\* Keyword: Family Members, People You Live With, Divorce

**Table 3229 Household member 4: whether living together or away**

[Questionnaire] I would like to ask about your relationship with your family members. Family members include those living in your house, living somewhere else, and those who are not blood-related to you but live in your house. Please answer the following questions accordingly. ... Is [PERSON] living in your house, or is [PERSON] staying somewhere else?

[VAR] AWAY4

RESPONSE	PUNCH	03-07	2008	2009	2010	2011	2012	2013	2014	2016	2018	2021	2023	TOTAL
Living together	1	53.4	49.7	49.6	46.2	49.7	55.2	56.2	52.3	49.6	48.5	31.3	29.2	49.3
Not living together	2	11.2	9.0	10.8	12.1	11.4	9.7	7.0	6.3	11.6	7.9	2.1	2.8	9.3
DK/NA	-8	0.0	0.0	0.0	0.0	0.0	0.0	0.0	0.0	0.0	0.1	0.0	0.0	0.0
IAP	-1	35.4	41.3	39.6	41.8	38.9	35.1	36.8	41.5	38.8	43.5	66.6	68.0	41.3
N		7276	1508	1599	1576	1535	1396	1294	1370	1051	1031	1205	1230	22071

\*\*\* Keyword: Family Members, People You Live With

**Table 3230 Household member 4: reason for not living together**

[Questionnaire] I would like to ask about your relationship with your family members. Family members include those living in your house, living somewhere else, and those who are not blood-related to you but live in your house. Please answer the following questions accordingly. ... (IF [PERSON] IS TEMPORARILY STAYING ELSEWHERE) What is the primary reason for not living together?

[VAR] WHYAWY4

RESPONSE	PUNCH	03-07	2008	2009	2010	2011	2012	2013	2014	2016	2018	2021	2023	TOTAL
Schooling	1	3.0	2.6	3.2	3.0	3.0	2.1	2.2	2.3	3.6	2.4	0.3	0.5	2.6
Employment	2	3.7	2.5	2.6	3.5	4.0	3.7	2.1	2.3	2.6	2.8	1.2	1.7	3.0
Military service	3	2.0	1.9	2.9	1.9	2.3	1.9	1.2	0.7	2.2	0.9	0.2	0.1	1.7
Respondent's Schooling	4	0.9	0.3	0.5	1.5	0.5	0.9	0.4	0.1	1.2	0.5	0.2	0.0	0.7
Respondent's employment	5	0.8	0.7	0.6	0.8	0.8	0.4	0.5	0.2	1.2	0.4	0.0	0.3	0.6
OTHER	77	0.7	0.9	0.7	1.1	0.8	0.9	0.6	0.7	0.8	0.5	0.1	0.2	0.7
DK/NA	-8	0.2	0.0	0.4	0.2	0.0	0.0	0.1	0.0	0.0	0.6	0.0	0.1	0.1
IAP	-1	88.8	91.0	89.2	87.9	88.6	90.2	93.0	93.7	88.4	92.0	98.0	97.2	90.6
N		7276	1508	1599	1576	1535	1396	1294	1370	1051	1031	1205	1230	22071

\*\*\* Keyword: Family Members, People You Live With



**Table 3231 Household member 4: employment status**

[Questionnaire] I would like to ask about your relationship with your family members. Family members include those living in your house, living somewhere else, and those who are not blood-related to you but live in your house. Please answer the following questions accordingly. ... Is [PERSON] currently working for pay?

[VAR] EMPLOY4

RESPONSE	PUNCH	03-07	2008	2009	2010	2011	2012	2013	2014	2016	2018	2021	2023	TOTAL
Employed	1	15.3	12.0	14.1	15.5	14.7	24.3	21.9	17.2	21.5	20.5	12.0	14.1	16.3
Not employed	2	49.2	46.5	45.8	42.7	46.4	40.6	41.3	41.3	39.7	34.9	21.3	17.8	42.2
DK/NA	-8	0.1	0.2	0.5	0.1	0.0	0.0	0.1	0.0	0.0	1.1	0.0	0.1	0.2
IAP	-1	35.4	41.3	39.6	41.7	38.9	35.1	36.8	41.5	38.8	43.5	66.6	68.0	41.3
N		7276	1508	1599	1576	1535	1396	1294	1370	1051	1031	1205	1230	22071

\*\*\* Keyword: Family Members, People You Live With, Job

**Table 3232 Household member 4: reason for unemployment**

[Questionnaire] I would like to ask about your relationship with your family members. Family members include those living in your house, living somewhere else, and those who are not blood-related to you but live in your house. Please answer the following questions accordingly. ... (IF NOT WORKING) What is the primary reason for not working?

[VAR] WHYNOE4

RESPONSE	PUNCH	03-07	2008	2009	2010	2011	2012	2013	2014	2016	2018	2021	2023	TOTAL
Below school age	1	7.7	6.8	7.8	6.3	7.2	6.8	5.0	6.5	5.0	5.3	4.2	1.9	6.5
In school	2	33.8	31.9	29.5	28.7	32.2	20.0	23.8	23.3	20.3	15.8	6.1	7.3	26.3
Staying at home (housework)	3	1.8	1.1	1.3	0.9	1.6	5.9	5.5	5.6	4.1	4.5	1.7	3.8	2.7
Old age	4	1.4	1.0	1.2	1.4	0.9	1.5	0.8	2.0	2.5	2.1	0.7	0.6	1.3
Illness	5	0.1	0.0	0.1	0.3	0.0	0.3	0.0	0.1	0.5	0.6	0.2	0.0	0.2
Disabled	6	0.2	0.1	0.0	0.0	0.0	0.3	0.0	0.0	0.0	0.0	0.2	0.1	0.1
Temporarily not working	7	0.6	0.1	0.1	0.3	0.3	0.1	0.1	0.7	0.4	0.4	0.0	0.0	0.3
Unemployed	8	0.5	0.0	0.0	0.1	0.0	0.1	0.1	0.0	0.0	0.0	0.0	0.0	0.2
Retired	9	0.0	0.0	0.0	0.1	0.0	0.2	0.2	0.4	0.3	0.2	0.2	0.0	0.1
Retired under the age limit	10	0.1	0.0	0.0	0.0	0.0	0.1	0.0	0.1	0.2	0.0	0.1	0.2	0.1
Other	77	2.9	5.4	5.8	4.6	4.2	5.3	5.6	2.6	6.5	4.8	7.7	4.0	4.4
DK/NA	-8	0.1	0.1	0.1	0.1	0.0	0.0	0.2	0.0	0.0	1.3	0.2	0.0	0.1
IAP	-1	50.8	53.5	54.2	57.3	53.6	59.4	58.7	58.8	60.4	65.0	78.7	82.1	57.8
N		7276	1508	1599	1576	1535	1396	1294	1370	1051	1031	1205	1230	22071

\*\* 2003-2007 RESPONSE: Under the schooling age, Schooling, Staying at home, Old age, Illness, Disabled, Temporarily not working, Unemployed, Retired,

Retired under the age limit, OTHER (SPECIFY: )

\*\* 2008-2018 RESPONSE: Below school age, In School, Staying at home, Old age, Illness, Disabled, Temporarily not working, Unemployed, Retired, Retired under the age limit, Searching for job, Studying, In the army, Business Failure, Do not want to get a job, Wedding Preparation, Religious Belief, To take care of family, Can't get a job, OTHER (SPECIFY: )

\*\*\* Keyword: Family Members, People You Live With

**Table 3233 Household member 5: Relation to R**

[Questionnaire] I would like to ask about your relationship with your family members. Family members include those living in your house, living somewhere else, and those who are not blood-related to you but live in your house. Please answer the following questions accordingly. ... Relation to respondent

[VAR] RELATE5

RESPONSE	PUNCH	03-07	2008	2009	2010	2011	2012	2013	2014	2016	2018	2021	2023	TOTAL
Spouse	2	0.2	0.3	0.0	0.2	0.1	0.0	0.0	0.0	0.0	0.0	0.0	0.0	0.1
Children	3	11.0	9.6	8.4	8.2	7.5	9.7	8.6	6.6	7.6	7.4	2.9	1.9	8.5
Children's spouse	4	0.2	0.2	0.3	0.0	0.4	0.3	0.3	0.0	0.2	0.2	0.0	0.0	0.2
Grandchildren	5	2.2	1.9	2.3	2.3	2.0	1.5	2.6	1.2	1.3	1.6	0.2	0.1	1.8
Grandchildren's spouse	6	0.0	0.0	0.0	0.0	0.0	0.0	0.0	0.0	0.0	0.0	0.0	0.0	0.0
Parents	7	1.3	0.9	0.8	1.4	1.5	4.2	2.7	2.4	2.3	2.2	1.6	0.3	1.6
Spouse's parents	8	0.5	0.7	0.4	0.0	0.7	0.3	0.2	0.4	0.5	0.2	0.1	0.3	0.4
Siblings	9	4.7	3.2	3.3	3.2	3.9	12.8	12.2	11.3	13.5	10.1	3.5	8.5	6.5
Spouse's siblings	10	0.2	0.1	0.1	0.3	0.2	0.3	0.0	0.2	0.1	0.0	0.2	0.0	0.2
Grandparents	11	0.5	0.3	0.7	0.6	0.6	0.5	0.5	0.2	0.3	1.1	0.0	0.0	0.5
Friend	12	0.1	0.1	0.0	0.8	0.1	0.0	0.0	0.0	0.0	0.0	0.0	0.0	0.1
Niece/Nephew	13	0.5	0.5	0.4	0.4	0.3	0.4	0.1	0.1	0.5	0.5	0.0	0.0	0.3
Sibling's spouse	14	0.1	0.2	0.3	0.1	0.0	0.0	0.0	0.0	0.0	0.0	0.0	0.0	0.1
Cousin	15	0.1	0.0	0.3	0.0	0.0	0.0	0.0	0.0	0.0	0.2	0.0	0.0	0.1
Parents' siblings	16	0.1	0.3	0.0	0.0	0.2	0.1	0.0	0.2	0.0	0.0	0.0	0.0	0.1
Boarder	17	0.0	0.0	0.0	0.0	0.0	0.0	0.0	0.0	0.0	0.0	0.0	0.0	0.0
Care provider	18	0.0	0.0	0.1	0.0	0.1	0.0	0.0	0.0	0.0	0.0	0.0	0.0	0.0
Housemaid	19	0.0	0.3	0.1	0.0	0.0	0.0	0.0	0.0	0.1	0.0	0.0	0.0	0.0
Partner	20	0.0	0.0	0.0	0.0	0.1	0.0	0.0	0.0	0.0	0.0	0.0	0.0	0.0
OTHER	21	0.3	0.1	0.0	0.4	0.1	0.5	0.0	0.3	0.0	0.1	0.0	0.0	0.2
DK/NA	-8	0.0	0.0	0.2	0.1	0.0	0.0	0.0	0.0	0.0	0.0	0.0	0.0	0.0
IAP	-1	77.9	81.4	82.4	82.0	82.3	69.5	72.8	77.1	73.6	76.5	91.5	88.9	79.3
N		7276	1508	1599	1576	1535	1396	1294	1370	1051	1031	1205	1230	22071

\*\* 2003-2005 RESPONSE: Respondent, Spouse, Children, Children's spouse, Grand children, Grand children's spouse, Parents, Spouse's parents, Siblings, Spouse's siblings, Grand parents, OTHER (SPECIFY: )

\*\* 2006 RESPONSE: Respondent, Spouse, 1st child, 2nd child, 3rd child, 4th child, 5th child, Child's spouse, Grand child, Grand child's spouse, Parent, Spouse's parent, Sibling, Spouse's sibling, Grand parent, Friend, Boarder, Housemaid, Partner, Care provider, OTHER (SPECIFY: )

\*\* 2007-2018 RESPONSE: Respondent, Spouse, 1st child, 2nd child, 3rd child, 4th child, 5th child, 6th child, 7th child, Child's spouse, Grand child, Grand child's spouse, Parent, Spouse's parent, Sibling, Spouse's sibling, Grand parent, Nephew/Niece, Cousin, Sibling's spouse, Parent's sibling, Friend, Boarder, Housemaid, Partner, Care provider, OTHER (SPECIFY: )

\*\*\* Keyword: Family Members, People You Live With



**Table 3234 Household member 5: Gender**

[Questionnaire] I would like to ask about your relationship with your family members. Family members include those living in your house, living somewhere else, and those who are not blood-related to you but live in your house. Please answer the following questions accordingly. ... Is [PERSON] male or female?

[VAR] GENDER5

RESPONSE	PUNCH	03-07	2008	2009	2010	2011	2012	2013	2014	2016	2018	2021	2023	TOTAL
Male	1	10.7	9.0	7.6	9.8	7.9	15.0	12.8	11.7	13.5	11.5	2.6	4.6	9.9
Female	2	11.3	9.5	9.8	8.1	9.6	15.5	14.1	11.2	12.9	11.5	5.8	6.6	10.7
DK/NA	-8	0.0	0.0	0.2	0.1	0.0	0.0	0.2	0.0	0.0	0.3	0.0	0.0	0.1
IAP	-1	77.9	81.5	82.4	82.0	82.4	69.5	72.8	77.1	73.5	76.6	91.6	88.9	79.3
N		7276	1508	1599	1576	1535	1396	1294	1370	1051	1031	1205	1230	22071

\*\*\* Keyword: Family Members, People You Live With

**Table 3235 Household member 5: Age**

[Questionnaire] I would like to ask about your relationship with your family members. Family members include those living in your house, living somewhere else, and those who are not blood-related to you but live in your house. Please answer the following questions accordingly. ... How old is [PERSON]?

[VAR] OLD5

RESPONSE	PUNCH	03-07	2008	2009	2010	2011	2012	2013	2014	2016	2018	2021	2023	TOTAL
0-9 years old	0	5.2	4.4	3.9	3.7	4.1	4.7	3.3	3.2	2.5	2.8	1.1	1.0	3.9
10-19	1	6.2	6.1	4.9	5.5	5.0	7.0	8.6	6.4	5.4	5.7	1.5	1.5	5.6
20-29	2	6.8	3.9	4.8	5.3	4.3	10.5	10.3	7.8	12.0	7.9	3.1	6.7	6.8
30-39	3	1.2	1.3	1.5	0.8	0.8	2.7	0.8	2.0	2.3	1.8	0.8	1.3	1.4
40-49	4	0.5	0.3	0.2	0.4	0.8	1.3	0.7	0.7	1.3	0.8	0.6	0.0	0.6
50-59	5	0.5	0.9	0.4	0.5	0.6	2.4	1.3	0.9	1.0	1.0	0.5	0.0	0.7
60-69	6	0.3	0.3	0.5	0.0	0.7	0.2	0.6	0.7	0.6	0.5	0.3	0.2	0.4
70 or over	7	1.4	1.3	1.0	1.3	1.4	1.8	1.5	1.2	1.2	1.6	0.4	0.4	1.3
DK/NA	-8	0.1	0.0	0.4	0.3	0.0	0.0	0.1	0.0	0.0	1.3	0.1	0.1	0.1
IAP	-1	77.9	81.4	82.4	82.1	82.4	69.5	72.7	77.1	73.7	76.7	91.6	88.9	79.3
N		7276	1508	1599	1576	1535	1396	1294	1370	1051	1031	1205	1230	22071

\*\*\* Keyword: Family Members, People You Live With

**Table 3236 Household member 5: marital status**

[Questionnaire] I would like to ask about your relationship with your family members. Family members include those living in your house, living somewhere else, and those who are not blood-related to you but live in your house. Please answer the following questions accordingly. ... Is [PERSON] now married, widowed, divorced, separated, cohabiting, or never married?

[VAR] MAR5

RESPONSE	PUNCH	03-07	2008	2009	2010	2011	2012	2013	2014	2016	2018	2021	2023	TOTAL
Married	1	1.9	1.2	2.3	1.8	2.0	3.9	3.3	2.0	2.7	2.5	1.8	0.2	2.1
Widowed	2	1.3	1.7	0.8	1.2	1.6	1.9	0.7	1.1	1.2	1.3	0.5	0.5	1.2
Divorced	3	0.0	0.5	0.0	0.1	0.1	0.3	0.1	0.1	0.1	0.1	0.0	0.0	0.1
Separated	4	0.0	0.0	0.0	0.0	0.0	0.3	0.2	0.0	0.0	0.0	0.0	0.0	0.0
Never married	5	18.8	15.2	14.4	14.7	13.8	24.1	22.9	19.6	22.4	19.1	6.1	10.3	17.2
Cohabiting	6	0.0	0.0	0.0	0.1	0.1	0.0	0.0	0.0	0.0	0.0	0.0	0.2	0.0
DK/NA	-8	0.0	0.0	0.2	0.1	0.0	0.0	0.1	0.0	0.0	0.4	0.0	0.0	0.0
IAP	-1	77.9	81.4	82.4	82.0	82.5	69.5	72.7	77.1	73.6	76.6	91.5	88.9	79.3
N		7276	1508	1599	1576	1535	1396	1294	1370	1051	1031	1205	1230	22071

\* SHOW CARD(16, 18)

\*\* 2003 RESPONSE: Is [PERSON] now never married, married, divorced, widowed, or separated?

\*\* 2004 RESPONSE: Is [PERSON] now married, widowed, divorced, separated, cohabiting, or never married?

\*\*\* Keyword: Family Members, People You Live With, Divorce

**Table 3237 Household member 5: whether living together or away**

[Questionnaire] I would like to ask about your relationship with your family members. Family members include those living in your house, living somewhere else, and those who are not blood-related to you but live in your house. Please answer the following questions accordingly. ... Is [PERSON] living in your house, or is [PERSON] staying somewhere else?

[VAR] AWAY5

RESPONSE	PUNCH	03-07	2008	2009	2010	2011	2012	2013	2014	2016	2018	2021	2023	TOTAL
Living together	1	17.6	15.0	14.2	15.0	14.9	25.6	22.9	19.4	20.3	18.9	7.6	10.4	17.0
Not living together	2	4.4	3.5	3.4	2.9	2.6	4.9	4.3	3.5	6.2	4.4	0.8	0.8	3.7
DK/NA	-8	0.0	0.0	0.0	0.0	0.0	0.0	0.0	0.0	0.0	0.1	0.0	0.0	0.0
IAP	-1	77.9	81.5	82.4	82.1	82.5	69.5	72.8	77.1	73.5	76.6	91.5	88.8	79.3
N		7276	1508	1599	1576	1535	1396	1294	1370	1051	1031	1205	1230	22071

\*\*\* Keyword: Family Members, People You Live With



**Table 3238 Household member 5: reason for not living together**

[Questionnaire] I would like to ask about your relationship with your family members. Family members include those living in your house, living somewhere else, and those who are not blood-related to you but live in your house. Please answer the following questions accordingly. ... (IF [PERSON] IS TEMPORARILY STAYING ELSEWHERE) What is the primary reason for not living together?

[VAR] WHYAWY5

RESPONSE	PUNCH	03-07	2008	2009	2010	2011	2012	2013	2014	2016	2018	2021	2023	TOTAL
Schooling	1	1.0	1.2	0.6	1.2	0.7	1.5	1.6	0.7	1.6	1.0	0.3	0.1	1.0
Employment	2	1.5	0.9	1.2	0.5	0.9	1.5	1.0	1.5	1.4	1.0	0.5	0.4	1.2
Military service	3	0.8	0.4	0.7	0.2	0.4	0.6	0.5	0.9	1.0	0.6	0.0	0.2	0.6
Respondent's Schooling	4	0.4	0.0	0.3	0.3	0.2	0.6	0.3	0.1	0.8	0.4	0.0	0.1	0.3
Respondent's employment	5	0.2	0.2	0.3	0.2	0.3	0.3	0.2	0.1	0.6	0.6	0.0	0.0	0.2
OTHER	77	0.5	0.9	0.4	0.6	0.2	0.4	0.5	0.2	0.7	0.2	0.0	0.0	0.4
DK/NA	-8	0.0	0.0	0.1	0.1	0.0	0.0	0.0	0.0	0.1	0.7	0.0	0.0	0.1
IAP	-1	95.6	96.4	96.6	97.0	97.4	95.1	95.7	96.6	93.9	95.6	99.2	99.3	96.3
N		7276	1508	1599	1576	1535	1396	1294	1370	1051	1031	1205	1230	22071

\*\*\* Keyword: Family Members, People You Live With

**Table 3239 Household member 5: employment status**

[Questionnaire] I would like to ask about your relationship with your family members. Family members include those living in your house, living somewhere else, and those who are not blood-related to you but live in your house. Please answer the following questions accordingly. ... Is [PERSON] currently working for pay?

[VAR] EPLY5

RESPONSE	PUNCH	03-07	2008	2009	2010	2011	2012	2013	2014	2016	2018	2021	2023	TOTAL
Employed	1	5.1	3.2	4.5	3.9	4.0	8.0	5.9	6.6	7.3	6.4	3.7	4.6	5.1
Not employed	2	17.0	15.3	12.8	14.0	13.6	22.4	21.4	16.3	19.1	16.8	4.7	6.5	15.5
DK/NA	-8	0.0	0.0	0.4	0.1	0.0	0.0	0.0	0.0	0.0	0.3	0.0	0.0	0.0
IAP	-1	77.9	81.4	82.4	82.0	82.4	69.5	72.7	77.1	73.5	76.6	91.5	88.9	79.3
N		7276	1508	1599	1576	1535	1396	1294	1370	1051	1031	1205	1230	22071

\*\*\* Keyword: Family Members, People You Live With, Job

**Table 3240 Household member 5: reason for unemployment**

[Questionnaire] I would like to ask about your relationship with your family members. Family members include those living in your house, living somewhere else, and those who are not blood-related to you but live in your house. Please answer the following questions accordingly. ... (IF NOT WORKING) What is the primary reason for not working?

[VAR] WHYNOE5

RESPONSE	PUNCH	03-07	2008	2009	2010	2011	2012	2013	2014	2016	2018	2021	2023	TOTAL
Below school age	1	3.1	2.8	2.8	2.7	2.9	2.4	1.9	1.7	1.4	1.6	0.7	0.3	2.4
In school	2	10.5	9.4	7.3	8.3	7.5	13.5	14.1	10.3	11.1	9.5	1.1	3.3	9.3
Staying at home (housework)	3	0.3	0.0	0.3	0.7	0.2	1.0	0.9	0.2	0.9	0.6	0.0	0.0	0.4
Old age	4	1.4	1.3	1.0	1.3	1.4	1.4	0.9	1.4	1.0	1.3	0.2	0.6	1.2
Illness	5	0.1	0.1	0.0	0.2	0.1	0.3	0.0	0.0	0.1	0.0	0.2	0.0	0.1
Disabled	6	0.1	0.1	0.1	0.0	0.1	0.4	0.0	0.0	0.0	0.0	0.1	0.0	0.1
Temporarily not working	7	0.2	0.0	0.0	0.0	0.0	0.0	0.2	0.1	0.2	0.0	0.0	0.0	0.1
Unemployed	8	0.1	0.0	0.0	0.0	0.0	0.0	0.0	0.0	0.0	0.0	0.0	0.0	0.0
Retired	9	0.1	0.0	0.0	0.0	0.0	0.1	0.2	0.1	0.0	0.3	0.0	0.0	0.1
Retired under the age limit	10	0.1	0.0	0.0	0.0	0.0	0.2	0.0	0.1	0.0	0.0	0.0	0.1	0.0
Other	77	1.0	1.7	1.3	0.7	1.3	3.2	3.1	2.6	4.3	3.2	2.3	2.2	1.8
DK/NA	-8	0.1	0.0	0.0	0.0	0.0	0.0	0.2	0.0	0.0	0.4	0.0	0.0	0.0
IAP	-1	83.0	84.6	87.3	86.0	86.5	77.6	78.6	83.6	80.9	83.2	95.3	93.5	84.5
N		7276	1508	1599	1576	1535	1396	1294	1370	1051	1031	1205	1230	22071

\*\* 2003-2007 RESPONSE: Under the schooling age, Schooling, Staying at home, Old age, Illness, Disabled, Temporarily not working, Unemployed, Retired, Retired under the age limit, OTHER (SPECIFY: )

\*\* 2008-2018 RESPONSE: Below school age, In School, Staying at home, Old age, Illness, Disabled, Temporarily not working, Unemployed, Retired, Retired under the age limit, Searching for job, Studying, In the army, Business Failure, Do not want to get a job, Wedding Preparation, Religious Belief, To take care of family, Can't get a job, OTHER (SPECIFY: )

\*\*\* Keyword: Family Members, People You Live With



**Table 3241 Household member 6: Relation to R**

[Questionnaire] I would like to ask about your relationship with your family members. Family members include those living in your house, living somewhere else, and those who are not blood-related to you but live in your house. Please answer the following questions accordingly. ... Relation to respondent

[VAR] RELATE6

RESPONSE	PUNCH	03-07	2008	2009	2010	2011	2012	2013	2014	2016	2018	2021	2023	TOTAL
Spouse	2	0.1	0.2	0.2	0.1	0.0	0.0	0.0	0.0	0.0	0.0	0.0	0.0	0.1
Children	3	2.6	2.7	1.6	1.8	1.5	2.4	1.3	0.9	1.6	1.5	0.2	0.0	1.8
Children's spouse	4	0.2	0.1	0.0	0.2	0.1	0.3	0.0	0.0	0.4	0.3	0.0	0.0	0.1
Grandchildren	5	1.1	1.0	1.0	1.3	1.1	1.0	1.6	0.7	1.3	1.3	0.2	0.0	1.0
Grandchildren's spouse	6	0.0	0.0	0.0	0.0	0.0	0.0	0.0	0.0	0.0	0.1	0.0	0.0	0.0
Parents	7	0.4	0.7	0.5	0.2	0.1	0.8	0.5	0.7	1.0	0.4	0.2	0.0	0.4
Spouse's parents	8	0.3	0.1	0.1	0.1	0.1	0.4	0.0	0.1	0.1	0.2	0.0	0.0	0.2
Siblings	9	1.3	1.0	0.7	1.1	1.1	3.5	3.1	2.4	3.4	2.1	0.8	0.8	1.6
Spouse's siblings	10	0.1	0.1	0.0	0.1	0.0	0.0	0.1	0.0	0.1	0.0	0.0	0.0	0.1
Grandparents	11	0.2	0.1	0.3	0.0	0.0	0.5	0.5	0.1	0.2	0.5	0.4	0.0	0.2
Friend	12	0.1	0.1	0.0	0.3	0.0	0.0	0.0	0.0	0.1	0.0	0.0	0.0	0.1
Niece/Nephew	13	0.2	0.1	0.3	0.4	0.3	0.4	0.3	0.1	0.4	0.0	0.0	0.0	0.2
Sibling's spouse	14	0.0	0.0	0.1	0.1	0.0	0.0	0.2	0.0	0.0	0.0	0.0	0.0	0.0
Cousin	15	0.0	0.0	0.4	0.0	0.2	0.0	0.0	0.0	0.0	0.0	0.0	0.0	0.0
Parents' siblings	16	0.0	0.0	0.0	0.0	0.1	0.0	0.0	0.2	0.2	0.3	0.0	0.0	0.0
Boarder	17	0.0	0.0	0.0	0.1	0.0	0.0	0.0	0.0	0.0	0.0	0.0	0.0	0.0
Care provider	18	0.0	0.0	0.0	0.0	0.0	0.0	0.0	0.0	0.0	0.0	0.0	0.0	0.0
Housemaid	19	0.0	0.0	0.0	0.0	0.0	0.0	0.0	0.0	0.0	0.0	0.0	0.0	0.0
Partner	20	0.0	0.0	0.0	0.0	0.0	0.0	0.0	0.0	0.0	0.0	0.0	0.0	0.0
OTHER	21	0.2	0.0	0.0	0.0	0.0	0.4	0.2	0.3	0.0	0.1	0.0	0.0	0.1
DK/NA	-8	0.0	0.0	0.2	0.1	0.0	0.0	0.0	0.0	0.0	0.0	0.0	0.0	0.0
IAP	-1	93.3	94.0	94.7	94.1	95.3	90.4	92.2	94.5	91.2	93.3	98.2	99.2	94.0
N		7276	1508	1599	1576	1535	1396	1294	1370	1051	1031	1205	1230	22071

\*\* 2003-2005 RESPONSE: Respondent, Spouse, Children, Children's spouse, Grand children, Grand children's spouse, Parents, Spouse's parents, Siblings, Spouse's siblings, Grand parents, OTHER (SPECIFY: )

\*\* 2006 RESPONSE: Respondent, Spouse, 1st child, 2nd child, 3rd child, 4th child, 5th child, Child's spouse, Grand child, Grand child's spouse, Parent, Spouse's parent, Sibling, Spouse's sibling, Grand parent, Friend, Boarder, Housemaid, Partner, Care provider, OTHER (SPECIFY: )

\*\* 2007-2018 RESPONSE: Respondent, Spouse, 1st child, 2nd child, 3rd child, 4th child, 5th child, 6th child, 7th child, Child's spouse, Grand child, Grand child's spouse, Parent, Spouse's parent, Sibling, Spouse's sibling, Grand parent, Nephew/Niece, Cousin, Sibling's spouse, Parent's sibling, Friend, Boarder, Housemaid, Partner, Care provider, OTHER (SPECIFY: )

\*\*\* Keyword: Family Members, People You Live With

**Table 3242 Household member 6: Gender**

[Questionnaire] I would like to ask about your relationship with your family members. Family members include those living in your house, living somewhere else, and those who are not blood-related to you but live in your house. Please answer the following questions accordingly. ... Is [PERSON] male or female?

[VAR] GENDER6

RESPONSE	PUNCH	03-07	2008	2009	2010	2011	2012	2013	2014	2016	2018	2021	2023	TOTAL
Male	1	3.6	2.7	2.7	3.1	2.4	4.3	3.6	2.9	4.2	2.5	0.4	0.5	3.0
Female	2	3.1	3.3	2.4	2.5	2.2	5.2	4.3	2.6	4.6	4.2	1.4	0.4	3.0
DK/NA	-8	0.0	0.0	0.2	0.2	0.0	0.0	0.0	0.0	0.0	0.2	0.0	0.0	0.0
IAP	-1	93.3	94.0	94.7	94.2	95.4	90.5	92.2	94.5	91.2	93.1	98.2	99.1	94.0
N		7276	1508	1599	1576	1535	1396	1294	1370	1051	1031	1205	1230	22071

\*\*\* Keyword: Family Members, People You Live With

**Table 3243 Household member 6: Age**

[Questionnaire] I would like to ask about your relationship with your family members. Family members include those living in your house, living somewhere else, and those who are not blood-related to you but live in your house. Please answer the following questions accordingly. ... How old is [PERSON]?

[VAR] OLD6

RESPONSE	PUNCH	03-07	2008	2009	2010	2011	2012	2013	2014	2016	2018	2021	2023	TOTAL
0-9 years old	0	1.7	2.1	2.0	1.7	1.6	1.7	1.8	1.4	1.4	1.2	0.0	0.0	1.5
10-19	1	2.0	1.1	1.2	2.2	1.8	2.9	2.6	1.5	2.2	1.3	0.3	0.3	1.7
20-29	2	1.6	1.3	0.7	1.0	0.8	2.5	1.7	1.0	2.3	1.9	0.6	0.5	1.4
30-39	3	0.3	0.5	0.3	0.3	0.0	0.3	0.5	0.7	0.8	0.3	0.2	0.1	0.3
40-49	4	0.2	0.1	0.0	0.1	0.1	0.4	0.4	0.2	0.6	0.5	0.1	0.0	0.2
50-59	5	0.2	0.0	0.1	0.2	0.1	0.8	0.3	0.2	0.4	0.6	0.0	0.0	0.2
60-69	6	0.1	0.1	0.1	0.1	0.1	0.0	0.0	0.1	0.6	0.4	0.2	0.0	0.1
70 or over	7	0.5	0.8	0.7	0.2	0.1	1.0	0.5	0.4	0.6	0.5	0.4	0.0	0.5
DK/NA	-8	0.1	0.0	0.3	0.1	0.0	0.0	0.0	0.0	0.0	0.2	0.0	0.0	0.1
IAP	-1	93.3	93.9	94.7	94.2	95.3	90.4	92.2	94.5	91.2	93.2	98.1	99.1	94.0
N		7276	1508	1599	1576	1535	1396	1294	1370	1051	1031	1205	1230	22071

\*\*\* Keyword: Family Members, People You Live With



**Table 3244 Household member 6: Marital status**

[Questionnaire] I would like to ask about your relationship with your family members. Family members include those living in your house, living somewhere else, and those who are not blood-related to you but live in your house. Please answer the following questions accordingly. ... Is [PERSON] now married, widowed, divorced, separated, cohabiting, or never married?

[VAR] MAR6

RESPONSE	PUNCH	03-07	2008	2009	2010	2011	2012	2013	2014	2016	2018	2021	2023	TOTAL
Married	1	0.7	0.5	0.8	0.9	0.3	1.8	1.3	0.7	1.3	1.2	0.3	0.0	0.8
Widowed	2	0.3	0.9	0.3	0.1	0.1	0.6	0.2	0.2	0.0	0.2	0.4	0.0	0.3
Divorced	3	0.1	0.0	0.0	0.0	0.0	0.0	0.3	0.0	0.0	0.0	0.0	0.0	0.0
Separated	4	0.0	0.0	0.0	0.0	0.0	0.0	0.0	0.0	0.0	0.2	0.0	0.0	0.0
Never married	5	5.5	4.6	4.1	4.8	4.2	7.2	6.0	4.6	7.5	5.1	1.0	0.8	4.9
Cohabiting	6	0.0	0.0	0.0	0.1	0.0	0.0	0.0	0.0	0.0	0.0	0.0	0.0	0.0
DK/NA	-8	0.0	0.0	0.2	0.1	0.0	0.0	0.0	0.0	0.0	0.2	0.0	0.0	0.0
IAP	-1	93.3	94.0	94.6	94.1	95.4	90.5	92.1	94.5	91.2	93.1	98.3	99.2	94.0
N		7276	1508	1599	1576	1535	1396	1294	1370	1051	1031	1205	1230	22071

\* SHOW CARD(16, 18)

\*\* 2003 RESPONSE: Is [PERSON] now never married, married, divorced, widowed, or separated?

\*\* 2004 RESPONSE: Is [PERSON] now married, widowed, divorced, separated, cohabiting, or never married?

\*\*\* Keyword: Family Members, People You Live With, Divorce

**Table 3245 Household member 6: Whether living together or away**

[Questionnaire] I would like to ask about your relationship with your family members. Family members include those living in your house, living somewhere else, and those who are not blood-related to you but live in your house. Please answer the following questions accordingly. ... Is [PERSON] living in your house, or is [PERSON] staying somewhere else?

[VAR] AWAY6

RESPONSE	PUNCH	03-07	2008	2009	2010	2011	2012	2013	2014	2016	2018	2021	2023	TOTAL
Cohabiting	1	5.5	5.1	4.7	4.6	3.6	8.2	6.5	5.1	7.5	5.3	1.4	0.8	5.0
Living somewhere else	2	1.2	0.9	0.7	1.3	1.0	1.4	1.3	0.4	1.3	1.6	0.4	0.1	1.0
DK/NA	-8	0.0	0.0	0.0	0.0	0.0	0.0	0.0	0.0	0.0	0.0	0.0	0.0	0.0
IAP	-1	93.3	94.0	94.6	94.1	95.4	90.5	92.2	94.5	91.2	93.1	98.2	99.1	94.0
N		7276	1508	1599	1576	1535	1396	1294	1370	1051	1031	1205	1230	22071

\*\*\* Keyword: Family Members, People You Live With

**Table 3246 Household member 6: Reason for not living together**

[Questionnaire] I would like to ask about your relationship with your family members. Family members include those living in your house, living somewhere else, and those who are not blood-related to you but live in your house. Please answer the following questions accordingly. ... (IF [PERSON] IS TEMPORARILY STAYING ELSEWHERE) What is the primary reason for not living together?

[VAR] WHYAWY6

RESPONSE	PUNCH	03-07	2008	2009	2010	2011	2012	2013	2014	2016	2018	2021	2023	TOTAL
Schooling	1	0.3	0.2	0.1	0.1	0.5	0.2	0.5	0.1	0.4	0.5	0.0	0.0	0.2
Employment	2	0.3	0.4	0.3	0.5	0.0	0.3	0.2	0.1	0.4	0.5	0.4	0.1	0.3
Military service	3	0.2	0.0	0.0	0.1	0.0	0.4	0.2	0.0	0.3	0.0	0.0	0.0	0.1
Respondent's Schooling	4	0.2	0.0	0.1	0.0	0.1	0.2	0.1	0.0	0.2	0.1	0.0	0.0	0.1
Respondent's employment	5	0.1	0.1	0.1	0.1	0.1	0.0	0.1	0.0	0.0	0.4	0.0	0.0	0.1
OTHER	77	0.2	0.3	0.0	0.6	0.3	0.3	0.2	0.1	0.1	0.0	0.0	0.0	0.2
DK/NA	-8	0.0	0.0	0.0	0.0	0.0	0.0	0.0	0.0	0.0	0.1	0.0	0.0	0.0
IAP	-1	98.8	99.1	99.4	98.7	99.1	98.6	98.8	99.6	98.7	98.4	99.6	99.9	99.0
N		7276	1508	1599	1576	1535	1396	1294	1370	1051	1031	1205	1230	22071

\*\*\* Keyword: Family Members, People You Live With

**Table 3247 Household member 6: Employment status**

[Questionnaire] I would like to ask about your relationship with your family members. Family members include those living in your house, living somewhere else, and those who are not blood-related to you but live in your house. Please answer the following questions accordingly. ... Is [PERSON] currently working for pay?

[VAR] EMPLOY6

RESPONSE	PUNCH	03-07	2008	2009	2010	2011	2012	2013	2014	2016	2018	2021	2023	TOTAL
Employed	1	1.2	1.4	0.6	1.1	0.3	2.0	1.5	1.1	2.7	1.8	1.0	0.2	1.2
Not employed	2	5.4	4.6	4.6	4.7	4.3	7.5	6.3	4.4	6.1	4.8	0.8	0.6	4.8
DK/NA	-8	0.0	0.0	0.2	0.1	0.0	0.0	0.0	0.0	0.1	0.2	0.0	0.0	0.0
IAP	-1	93.3	94.0	94.6	94.1	95.4	90.5	92.2	94.5	91.2	93.1	98.2	99.1	94.0
N		7276	1508	1599	1576	1535	1396	1294	1370	1051	1031	1205	1230	22071

\*\*\* Keyword: Family Members, People You Live With, Job



**Table 3248 Household member 6: Reason for unemployment**

[Questionnaire] I would like to ask about your relationship with your family members. Family members include those living in your house, living somewhere else, and those who are not blood-related to you but live in your house. Please answer the following questions accordingly. ... (IF NOT WORKING) What is the primary reason for not working?

[VAR] WHYNOE6

RESPONSE	PUNCH	03-07	2008	2009	2010	2011	2012	2013	2014	2016	2018	2021	2023	TOTAL
Below school age	1	1.1	1.6	1.5	1.1	0.9	1.0	1.1	0.3	1.1	0.7	0.0	0.0	0.9
In school	2	3.4	2.1	2.3	3.0	3.1	4.0	3.8	2.7	3.6	2.3	0.0	0.3	2.8
Staying at home (housework)	3	0.2	0.0	0.0	0.1	0.3	0.6	0.2	0.1	0.2	0.5	0.1	0.0	0.2
Old age	4	0.4	0.9	0.8	0.2	0.1	0.6	0.5	0.6	0.2	0.4	0.4	0.0	0.4
Illness	5	0.0	0.0	0.0	0.0	0.0	0.1	0.0	0.0	0.0	0.0	0.0	0.0	0.0
Disabled	6	0.0	0.0	0.0	0.0	0.0	0.0	0.0	0.1	0.0	0.0	0.0	0.0	0.0
Temporarily not working	7	0.0	0.0	0.0	0.0	0.0	0.1	0.0	0.0	0.2	0.0	0.0	0.0	0.0
Unemployed	8	0.0	0.0	0.0	0.0	0.0	0.0	0.0	0.0	0.0	0.0	0.0	0.0	0.0
Retired	9	0.0	0.0	0.0	0.0	0.0	0.1	0.0	0.1	0.0	0.0	0.0	0.0	0.0
Retired under the age limit	10	0.0	0.0	0.0	0.0	0.0	0.0	0.0	0.0	0.0	0.0	0.0	0.0	0.0
Other	77	0.2	0.1	0.1	0.3	0.0	0.9	0.7	0.4	0.5	0.8	0.3	0.3	0.3
DK/NA	-8	0.1	0.0	0.0	0.0	0.0	0.0	0.0	0.0	0.2	0.2	0.0	0.0	0.0
IAP	-1	94.6	95.4	95.4	95.3	95.6	92.5	93.7	95.6	94.0	95.2	99.2	99.3	95.2
N		7276	1508	1599	1576	1535	1396	1294	1370	1051	1031	1205	1230	22071

\*\* 2003-2007 RESPONSE: Under the schooling age, Schooling, Staying at home, Old age, Illness, Disabled, Temporarily not working, Unemployed, Retired, Retired under the age limit, OTHER (SPECIFY: )

\*\* 2008-2018 RESPONSE: Below school age, In School, Staying at home, Old age, Illness, Disabled, Temporarily not working, Unemployed, Retired, Retired under the age limit, Searching for job, Studying, In the army, Business Failure, Do not want to get a job, Wedding Preparation, Religious Belief, To take care of family, Can't get a job, OTHER (SPECIFY: )

\*\*\* Keyword: Family Members, People You Live With

**Table 3249 Household member 7: Relation to R**

[Questionnaire] I would like to ask about your relationship with your family members. Family members include those living in your house, living somewhere else, and those who are not blood-related to you but live in your house. Please answer the following questions accordingly. ... Relation to respondent

[VAR] RELATE7

RESPONSE	PUNCH	03-07	2008	2009	2010	2011	2012	2013	2014	2016	2018	2021	2023	TOTAL
Spouse	2	0.1	0.0	0.1	0.1	0.0	0.0	0.0	0.0	0.0	0.0	0.0	-	0.0
Children	3	0.8	0.6	0.5	0.4	0.3	0.7	0.1	0.2	0.9	0.4	0.0	-	0.5
Children's spouse	4	0.0	0.0	0.0	0.3	0.0	0.0	0.0	0.0	0.3	0.0	0.0	-	0.0
Grandchildren	5	0.5	0.0	0.4	0.2	0.3	0.5	0.5	0.0	0.3	0.4	0.2	-	0.3
Grandchildren's spouse	6	0.0	0.0	0.0	0.0	0.0	0.0	0.0	0.0	0.0	0.0	0.0	-	0.0
Parents	7	0.1	0.0	0.1	0.1	0.1	0.0	0.1	0.1	0.3	0.3	0.0	-	0.1
Spouse's parents	8	0.0	0.1	0.0	0.1	0.0	0.0	0.0	0.0	0.0	0.0	0.0	-	0.0
Siblings	9	0.3	0.6	0.1	0.0	0.2	1.4	0.4	0.3	0.5	0.6	0.2	-	0.3
Spouse's siblings	10	0.0	0.1	0.0	0.0	0.2	0.2	0.0	0.0	0.0	0.0	0.0	-	0.0
Grandparents	11	0.1	0.0	0.0	0.1	0.0	0.3	0.0	0.2	0.2	0.0	0.0	-	0.1
Friend	12	0.0	0.0	0.0	0.3	0.0	0.0	0.0	0.1	0.0	0.0	0.0	-	0.0
Niece/Nephew	13	0.0	0.0	0.0	0.3	0.3	0.0	0.4	0.0	0.0	0.0	0.0	-	0.1
Sibling's spouse	14	0.0	0.1	0.0	0.0	0.0	0.0	0.2	0.0	0.0	0.0	0.0	-	0.0
Cousin	15	0.0	0.0	0.2	0.0	0.2	0.0	0.0	0.0	0.0	0.0	0.0	-	0.0
Parents' siblings	16	0.0	0.0	0.0	0.0	0.0	0.1	0.0	0.0	0.0	0.0	0.0	-	0.0
Boarder	17	0.0	0.0	0.0	0.1	0.0	0.0	0.0	0.0	0.0	0.0	0.0	-	0.0
Care provider	18	0.0	0.0	0.0	0.0	0.0	0.0	0.2	0.0	0.0	0.0	0.0	-	0.0
Housemaid	19	0.0	0.0	0.0	0.0	0.0	0.0	0.0	0.0	0.0	0.0	0.0	-	0.0
Partner	20	0.0	0.0	0.0	0.1	0.0	0.0	0.0	0.0	0.0	0.0	0.0	-	0.0
OTHER	21	0.1	0.0	0.0	0.1	0.0	0.3	0.2	0.3	0.0	0.1	0.0	-	0.1
DK/NA	-8	0.0	0.0	0.0	0.1	0.0	0.0	0.0	0.0	0.0	0.0	0.0	-	0.0
IAP	-1	98.0	98.5	98.6	97.7	98.6	96.5	98.0	98.8	97.6	98.3	99.7	100.0	98.3
N		100.0	100.0	100.0	100.0	100.0	100.0	100.0	100.0	100.0	100.0	100.0	100.0	100.0

\*\* 2003-2005 RESPONSE: Respondent, Spouse, Children, Children's spouse, Grand children, Grand children's spouse, Parents, Spouse's parents, Siblings, Spouse's siblings, Grand parents, OTHER (SPECIFY: )

\*\* 2006 RESPONSE: Respondent, Spouse, 1st child, 2nd child, 3rd child, 4th child, 5th child, Child's spouse, Grand child, Grand child's spouse, Parent, Spouse's parent, Sibling, Spouse's sibling, Grand parent, Friend, Boarder, Housemaid, Partner, Care provider, OTHER (SPECIFY: )

\*\* 2007-2018 RESPONSE: Respondent, Spouse, 1st child, 2nd child, 3rd child, 4th child, 5th child, 6th child, 7th child, Child's spouse, Grand child, Grand child's spouse, Parent, Spouse's parent, Sibling, Spouse's sibling, Grand parent, Nephew/Niece, Cousin, Sibling's spouse, Parent's sibling, Friend, Boarder, Housemaid, Partner, Care provider, OTHER (SPECIFY: )

\*\*\* Keyword: Family Members, People You Live With

**Table 3250 Household member 7: Gender**

[Questionnaire] I would like to ask about your relationship with your family members. Family members include those living in your house, living somewhere else, and those who are not blood-related to you but live in your house. Please answer the following questions accordingly. ... Is [PERSON] male or female?

[VAR] GENDER7

RESPONSE	PUNCH	03-07	2008	2009	2010	2011	2012	2013	2014	2016	2018	2021	2023	TOTAL
Male	1	1.0	1.0	0.9	1.4	0.8	1.4	0.8	0.4	0.7	0.8	0.2	0.0	0.9
Female	2	1.0	0.5	0.6	1.0	0.7	2.1	1.2	0.7	1.6	0.9	0.2	0.0	0.9
DK/NA	-8	0.0	0.0	0.0	0.1	0.0	0.0	0.0	0.0	0.0	0.1	0.0	0.0	0.0
IAP	-1	98.0	98.5	98.6	97.6	98.5	96.5	98.0	98.8	97.7	98.3	99.7	100.0	98.2
N		7276	1508	1599	1576	1535	1396	1294	1370	1051	1031	1205	1230	22071

\*\*\* Keyword: Family Members, People You Live With



**Table 3251 Household member 7: Age**

[Questionnaire] I would like to ask about your relationship with your family members. Family members include those living in your house, living somewhere else, and those who are not blood-related to you but live in your house. Please answer the following questions accordingly. ... How old is [PERSON]?

[VAR] OLD7

RESPONSE	PUNCH	03-07	2008	2009	2010	2011	2012	2013	2014	2016	2018	2021	2023	TOTAL
0-9 years old	0	0.7	0.5	0.9	0.6	0.2	1.1	0.9	0.4	0.5	0.3	0.0	0.0	0.6
10-19	1	0.5	0.3	0.2	0.3	1.0	0.8	0.5	0.1	0.7	0.6	0.2	0.0	0.4
20-29	2	0.3	0.3	0.0	0.5	0.1	0.9	0.3	0.1	0.5	0.4	0.0	0.0	0.3
30-39	3	0.2	0.2	0.1	0.1	0.0	0.0	0.0	0.0	0.2	0.0	0.2	0.0	0.1
40-49	4	0.0	0.1	0.2	0.3	0.1	0.3	0.3	0.0	0.0	0.0	0.0	0.0	0.1
50-59	5	0.0	0.2	0.0	0.4	0.0	0.0	0.0	0.3	0.3	0.0	0.0	0.0	0.1
60-69	6	0.1	0.0	0.0	0.0	0.1	0.0	0.0	0.0	0.2	0.0	0.0	0.0	0.0
70 or over	7	0.2	0.0	0.0	0.3	0.0	0.3	0.0	0.4	0.2	0.3	0.0	0.0	0.1
DK/NA	-8	0.0	0.0	0.0	0.1	0.0	0.0	0.0	0.0	0.0	0.2	0.0	0.0	0.0
IAP	-1	98.0	98.5	98.6	97.5	98.6	96.6	98.0	98.8	97.5	98.3	99.7	100.0	98.2
N		7276	1508	1599	1576	1535	1396	1294	1370	1051	1031	1205	1230	22071

\*\*\* Keyword: Family Members, People You Live With

**Table 3252 Household member 7: Marital status**

[Questionnaire] I would like to ask about your relationship with your family members. Family members include those living in your house, living somewhere else, and those who are not blood-related to you but live in your house. Please answer the following questions accordingly. ... Is [PERSON] now married, widowed, divorced, separated, cohabiting, or never married?

[VAR] MAR7

RESPONSE	PUNCH	03-07	2008	2009	2010	2011	2012	2013	2014	2016	2018	2021	2023	TOTAL
Married	1	0.3	0.1	0.2	0.8	0.1	0.4	0.3	0.4	0.7	0.0	0.0	0.0	0.3
Widowed	2	0.1	0.1	0.0	0.1	0.0	0.0	0.0	0.2	0.1	0.3	0.0	0.0	0.1
Divorced	3	0.0	0.2	0.0	0.0	0.0	0.0	0.0	0.0	0.0	0.0	0.0	0.0	0.0
Separated	4	0.0	0.0	0.0	0.0	0.0	0.0	0.0	0.0	0.0	0.0	0.0	0.0	0.0
Never married	5	1.6	1.1	1.2	1.4	1.4	3.2	1.7	0.6	1.6	1.3	0.3	0.0	1.4
Cohabiting	6	0.0	0.0	0.0	0.1	0.0	0.0	0.0	0.0	0.0	0.0	0.0	0.0	0.0
DK/NA	-8	0.0	0.0	0.0	0.1	0.0	0.0	0.0	0.0	0.0	0.2	0.0	0.0	0.0
IAP	-1	98.0	98.5	98.6	97.5	98.5	96.5	98.0	98.8	97.6	98.3	99.7	100.0	98.2
N		7276	1508	1599	1576	1535	1396	1294	1370	1051	1031	1205	1230	22071

\* SHOW CARD(16, 18)

\*\* 2003 RESPONSE: Is [PERSON] now never married, married, divorced, widowed, or separated?

\*\* 2004 RESPONSE: Is [PERSON] now married, widowed, divorced, separated, cohabiting, or never married?

\*\*\* Keyword: Family Members, People You Live With, Divorce

**Table 3253 Household member 7: Whether living together or away**

[Questionnaire] I would like to ask about your relationship with your family members. Family members include those living in your house, living somewhere else, and those who are not blood-related to you but live in your house. Please answer the following questions accordingly. ... Is [PERSON] living in your house, or is [PERSON] staying somewhere else?

[VAR] AWAY7

RESPONSE	PUNCH	03-07	2008	2009	2010	2011	2012	2013	2014	2016	2018	2021	2023	TOTAL
Cohabiting	1	1.6	1.3	1.0	2.2	1.2	3.1	1.9	1.2	1.7	1.4	0.3	0.0	1.5
Living somewhere else	2	0.3	0.3	0.4	0.3	0.3	0.4	0.1	0.0	0.7	0.4	0.0	0.0	0.3
DK/NA	-8	0.0	0.0	0.0	0.0	0.0	0.0	0.0	0.0	0.0	0.0	0.0	0.0	0.0
IAP	-1	98.0	98.5	98.6	97.6	98.5	96.5	98.0	98.8	97.6	98.3	99.7	100.0	98.2
N		7276	1508	1599	1576	1535	1396	1294	1370	1051	1031	1205	1230	22071

\*\*\* Keyword: Family Members, People You Live With

**Table 3254 Household member 7: Reason for not living together**

[Questionnaire] I would like to ask about your relationship with your family members. Family members include those living in your house, living somewhere else, and those who are not blood-related to you but live in your house. Please answer the following questions accordingly. ... (IF [PERSON] IS TEMPORARILY STAYING ELSEWHERE) What is the primary reason for not living together?

[VAR] WHYAWY7

RESPONSE	PUNCH	03-07	2008	2009	2010	2011	2012	2013	2014	2016	2018	2021	2023	TOTAL
Schooling	1	0.0	0.0	0.1	0.0	0.0	0.2	0.0	-	0.3	0.3	-	-	0.0
Employment	2	0.1	0.1	0.2	0.1	0.1	0.0	0.1	-	0.2	0.0	-	-	0.1
Military service	3	0.1	0.0	0.0	0.0	0.0	0.1	0.0	-	0.1	0.0	-	-	0.0
Respondent's Schooling	4	0.1	0.0	0.0	0.0	0.0	0.1	0.0	-	0.1	0.0	-	-	0.0
Respondent's employment	5	0.0	0.0	0.1	0.0	0.0	0.0	0.0	-	0.0	0.1	-	-	0.0
OTHER	77	0.1	0.1	0.1	0.1	0.2	0.0	0.0	-	0.0	0.0	-	-	0.1
DK/NA	-8	0.0	0.0	0.0	0.0	0.0	0.0	0.0	-	0.0	0.0	-	-	0.0
IAP	-1	99.7	99.8	99.4	99.7	99.7	99.6	99.9	100.0	99.3	99.6	100.0	100.0	99.7
N		7276	1508	1599	1576	1535	1396	1294	1370	1051	1031	1205	1230	22071

\*\*\* Keyword: Family Members, People You Live With



**Table 3255 Household member 7: Employment status**

[Questionnaire] I would like to ask about your relationship with your family members. Family members include those living in your house, living somewhere else, and those who are not blood-related to you but live in your house. Please answer the following questions accordingly. ... Is [PERSON] currently working for pay?

[VAR] EMPLOY7

RESPONSE	PUNCH	03-07	2008	2009	2010	2011	2012	2013	2014	2016	2018	2021	2023	TOTAL
Employed	1	0.5	0.3	0.3	0.1	0.2	0.3	0.5	0.3	0.8	0.0	0.0	0.0	0.3
Not employed	2	1.5	1.1	1.1	2.2	1.3	3.2	1.4	0.9	1.6	1.6	0.3	0.0	1.4
DK/NA	-8	0.0	0.1	0.0	0.1	0.0	0.0	0.0	0.0	0.0	0.2	0.0	0.0	0.0
IAP	-1	98.0	98.5	98.6	97.6	98.5	96.5	98.1	98.8	97.6	98.3	99.7	100.0	98.3
N		7276	1508	1599	1576	1535	1396	1294	1370	1051	1031	1205	1230	22071

\*\*\* Keyword: Family Members, People You Live With, Job

**Table 3256 Household member 7: Reason for unemployment**

[Questionnaire] I would like to ask about your relationship with your family members. Family members include those living in your house, living somewhere else, and those who are not blood-related to you but live in your house. Please answer the following questions accordingly. ... (IF NOT WORKING) What is the primary reason for not working?

[VAR] WHYNOE7

RESPONSE	PUNCH	03-07	2008	2009	2010	2011	2012	2013	2014	2016	2018	2021	2023	TOTAL
Below school age	1	0.5	0.3	0.9	0.3	0.2	0.7	0.3	0.2	0.3	0.3	0.0	0.0	0.4
In school	2	0.8	0.5	0.2	1.0	1.0	1.4	1.1	0.4	1.1	0.9	0.0	0.0	0.7
Staying at home (housework)	3	0.0	0.0	0.0	0.3	0.0	0.0	0.0	0.0	0.1	0.0	0.0	0.0	0.0
Old age	4	0.1	0.0	0.0	0.3	0.0	0.3	0.0	0.3	0.0	0.3	0.0	0.0	0.1
Illness	5	0.0	0.3	0.0	0.0	0.0	0.0	0.0	0.0	0.0	0.0	0.0	0.0	0.0
Disabled	6	0.0	0.0	0.0	0.0	0.0	0.4	0.0	0.0	0.0	0.0	0.0	0.0	0.0
Temporarily not working	7	0.0	0.0	0.0	0.1	0.0	0.0	0.0	0.0	0.0	0.0	0.0	0.0	0.0
Unemployed	8	0.0	0.0	0.0	0.0	0.0	0.0	0.0	0.0	0.0	0.0	0.0	0.0	0.0
Retired	9	0.0	0.0	0.0	0.0	0.0	0.0	0.0	0.0	0.0	0.0	0.0	0.0	0.0
Retired under the age limit	10	0.0	0.0	0.0	0.0	0.0	0.0	0.0	0.0	0.0	0.0	0.0	0.0	0.0
Other	77	0.1	0.2	0.0	0.1	0.0	0.4	0.0	0.1	0.1	0.1	0.3	0.0	0.1
DK/NA	-8	0.0	0.0	0.0	0.1	0.1	0.0	0.0	0.0	0.0	0.0	0.0	0.0	0.0
IAP	-1	98.5	98.7	98.9	97.8	98.8	96.8	98.6	99.1	98.4	98.4	99.7	100.0	98.6
N		7276	1508	1599	1576	1535	1396	1294	1370	1051	1031	1205	1230	22071

\*\* 2003-2007 RESPONSE: Under the schooling age, Schooling, Staying at home, Old age, Illness, Disabled, Temporarily not working, Unemployed, Retired, Retired under the age limit, OTHER (SPECIFY: )

\*\* 2008-2009 RESPONSE: Below school age, In School, Staying at home, Old age, Illness, Disabled, Temporarily not working, Unemployed, Retired, Retired under the age limit, Searching for job, Studying, In the army, Business Failure, Do not want to get a job, Wedding Preparation, Religious Belief, To take care of family, Can't get a job, OTHER (SPECIFY: )

\*\*\* Keyword: Family Members, People You Live With

**Table 3257 Household member 8: Relation to R**

[Questionnaire] I would like to ask about your relationship with your family members. Family members include those living in your house, living somewhere else, and those who are not blood-related to you but live in your house. Please answer the following questions accordingly. ... Relation to respondent

[VAR] RELATE8

RESPONSE	PUNCH	03-07	2008	2009	2010	2011	2012	2013	2014	2016	2018	2021	2023	TOTAL
Children	3	0.1	0.2	0.1	0.1	0.0	0.6	0.0	0.0	0.8	0.1	0.0	0.0	0.1
Children's spouse	4	0.1	0.0	0.0	0.0	0.0	0.0	0.0	0.0	0.0	0.0	0.0	0.0	0.0
Grandchildren	5	0.0	0.0	0.0	0.1	0.1	0.0	0.3	0.0	0.0	0.1	0.0	0.0	0.0
Parents	7	0.0	0.0	0.1	0.1	0.0	0.0	0.0	0.1	0.0	0.0	0.0	0.0	0.0
Siblings	9	0.1	0.0	0.0	0.1	0.0	0.1	0.0	0.0	0.0	0.0	0.0	0.0	0.1
Spouse's siblings	10	0.0	0.0	0.1	0.1	0.0	0.0	0.0	0.0	0.0	0.0	0.0	0.0	0.0
Grandparents	11	0.0	0.0	0.0	0.0	0.0	0.0	0.0	0.0	0.0	0.0	0.0	0.0	0.0
Friend	12	0.0	0.0	0.0	0.1	0.0	0.0	0.0	0.0	0.0	0.0	0.0	0.0	0.0
Niece/Nephew	13	0.1	0.2	0.0	0.0	0.0	0.0	0.5	0.0	0.0	0.0	0.0	0.0	0.1
Sibling's spouse	14	0.0	0.0	0.0	0.0	0.0	0.0	0.0	0.0	0.0	0.3	0.0	0.0	0.0
Cousin	15	0.0	0.0	0.2	0.0	0.0	0.0	0.0	0.0	0.0	0.0	0.0	0.0	0.0
Parents' siblings	16	0.0	0.0	0.1	0.0	0.0	0.1	0.0	0.0	0.0	0.0	0.0	0.0	0.0
Care provider	18	0.0	0.0	0.0	0.0	0.0	0.0	0.2	0.0	0.0	0.0	0.0	0.0	0.0
OTHER	21	0.1	0.0	0.0	0.0	0.0	0.0	0.2	0.3	0.0	0.1	0.0	0.0	0.1
DK/NA	-8	0.0	0.0	0.0	0.0	0.0	0.0	0.0	0.0	0.0	0.0	0.0	0.0	0.0
IAP	-1	99.4	99.6	99.4	99.2	99.9	99.1	98.8	99.6	99.2	99.4	100.0	100.0	99.4
N		7276	1508	1599	1576	1535	1396	1294	1370	1051	1031	1205	1230	22071

\*\* 2003-2005 RESPONSE: Respondent, Spouse, Children, Children's spouse, Grand children, Grand children's spouse, Parents, Spouse's parents, Siblings, Spouse's siblings, Grand parents, OTHER (SPECIFY: )

\*\* 2006 RESPONSE: Respondent, Spouse, 1st child, 2nd child, 3rd child, 4th child, 5th child, Child's spouse, Grand child, Grand child's spouse, Parent, Spouse's parent, Sibling, Spouse's sibling, Grand parent, Friend, Boarder, Housemaid, Partner, Care provider, OTHER (SPECIFY: )

\*\* 2007-2018 RESPONSE: Respondent, Spouse, 1st child, 2nd child, 3rd child, 4th child, 5th child, 6th child, 7th child, Child's spouse, Grand child, Grand child's spouse, Parent, Spouse's parent, Sibling, Spouse's sibling, Grand parent, Nephew/Niece, Cousin, Sibling's spouse, Parent's sibling, Friend, Boarder, Housemaid, Partner, Care provider, OTHER (SPECIFY: )

\*\*\* Keyword: Family Members, People You Live With

**Table 3258 Household member 8: Gender**

[Questionnaire] I would like to ask about your relationship with your family members. Family members include those living in your house, living somewhere else, and those who are not blood-related to you but live in your house. Please answer the following questions accordingly. ... Is [PERSON] male or female?

[VAR] GENDER8

RESPONSE	PUNCH	03-07	2008	2009	2010	2011	2012	2013	2014	2016	2018	2021	2023	TOTAL
Male	1	0.3	0.3	0.5	0.4	0.1	0.6	0.5	0.4	0.2	0.0	0.0	0.0	0.3
Female	2	0.2	0.1	0.1	0.3	0.0	0.3	0.6	0.0	0.6	0.5	0.0	0.0	0.2
DK/NA	-8	0.0	0.0	0.0	0.0	0.0	0.0	0.0	0.0	0.0	0.1	0.0	0.0	0.0
IAP	-1	99.4	99.6	99.4	99.3	99.9	99.1	98.8	99.6	99.2	99.4	100.0	100.0	99.5
N		7276	1508	1599	1576	1535	1396	1294	1370	1051	1031	1205	1230	22071

\*\*\* Keyword: Family Members, People You Live With



**Table 3259 Household member 8: Age**

[Questionnaire] I would like to ask about your relationship with your family members. Family members include those living in your house, living somewhere else, and those who are not blood-related to you but live in your house. Please answer the following questions accordingly. ... How old is [PERSON]?

[VAR] OLD8

RESPONSE	PUNCH	03-07	2008	2009	2010	2011	2012	2013	2014	2016	2018	2021	2023	TOTAL
0-9 years old	0	0.1	0.2	0.1	0.2	0.1	0.3	0.8	0.0	0.2	0.3	0.0	0.0	0.2
10-19	1	0.1	0.0	0.2	0.0	0.0	0.0	0.1	0.0	0.3	0.0	0.0	0.0	0.1
20-29	2	0.2	0.2	0.0	0.3	0.0	0.4	0.2	0.3	0.2	0.0	0.0	0.0	0.2
30-39	3	0.1	0.0	0.3	0.1	0.0	0.0	0.0	0.0	0.0	0.1	0.0	0.0	0.1
40-49	4	0.0	0.0	0.0	0.0	0.0	0.0	0.0	0.1	0.0	0.0	0.0	0.0	0.0
50-59	5	0.0	0.0	0.0	0.0	0.0	0.1	0.0	0.0	0.0	0.3	0.0	0.0	0.0
60-69	6	0.0	0.0	0.1	0.0	0.0	0.0	0.0	0.0	0.0	0.0	0.0	0.0	0.0
DK/NA	-8	0.1	0.0	0.0	0.1	0.0	0.0	0.0	0.0	0.0	0.0	0.0	0.0	0.0
IAP	-1	99.4	99.6	99.4	99.3	99.9	99.2	98.9	99.6	99.3	99.3	100.0	100.0	99.5
N		7276	1508	1599	1576	1535	1396	1294	1370	1051	1031	1205	1230	22071

\*\*\* Keyword: Family Members, People You Live With

**Table 3260 Household member 8: Marital status**

[Questionnaire] I would like to ask about your relationship with your family members. Family members include those living in your house, living somewhere else, and those who are not blood-related to you but live in your house. Please answer the following questions accordingly. ... Is [PERSON] now married, widowed, divorced, separated, cohabiting, or never married?

[VAR] MAR8

RESPONSE	PUNCH	03-07	2008	2009	2010	2011	2012	2013	2014	2016	2018	2021	2023	TOTAL
Married	1	0.1	0.0	0.3	0.0	0.0	0.1	0.0	0.1	0.0	0.3	0.0	0.0	0.1
Widowed	2	0.0	0.0	0.0	0.1	0.0	0.0	0.0	0.0	0.0	0.0	0.0	0.0	0.0
Divorced	3	0.0	0.0	0.0	0.0	0.0	0.0	0.0	0.0	0.0	0.0	0.0	0.0	0.0
Separated	4	0.0	0.0	0.0	0.0	0.0	0.0	0.0	0.0	0.0	0.0	0.0	0.0	0.0
Never married	5	0.5	0.4	0.4	0.6	0.1	0.7	1.1	0.3	0.8	0.3	0.0	0.0	0.4
Cohabiting	6	0.0	0.0	0.0	0.0	0.0	0.0	0.0	0.0	0.0	0.0	0.0	0.0	0.0
DK/NA	-8	0.0	0.0	0.0	0.0	0.0	0.0	0.0	0.0	0.0	0.0	0.0	0.0	0.0
IAP	-1	99.4	99.6	99.4	99.3	99.9	99.2	98.9	99.6	99.2	99.4	100.0	100.0	99.5
N		7276	1508	1599	1576	1535	1396	1294	1370	1051	1031	1205	1230	22071

\* SHOW CARD(16, 18)

\*\* 2003 RESPONSE: Is [PERSON] now never married, married, divorced, widowed, or separated?

\*\* 2004 RESPONSE: Is [PERSON] now married, widowed, divorced, separated, cohabiting, or never married?

\*\*\* Keyword: Family Members, People You Live With, Divorce

**Table 3261 Household member 8: Whether living together or away**

[Questionnaire] I would like to ask about your relationship with your family members. Family members include those living in your house, living somewhere else, and those who are not blood-related to you but live in your house. Please answer the following questions accordingly. ... Is [PERSON] living in your house, or is [PERSON] staying somewhere else?

[VAR] AWAY8

RESPONSE	PUNCH	03-07	2008	2009	2010	2011	2012	2013	2014	2016	2018	2021	2023	TOTAL
Cohabiting	1	0.4	0.4	0.3	0.3	0.1	0.7	1.1	0.4	0.5	0.6	0.0	0.0	0.4
Living somewhere else	2	0.2	0.0	0.3	0.4	0.0	0.1	0.0	0.0	0.2	0.1	0.0	0.0	0.1
DK/NA	-8	0.0	0.0	0.0	0.0	0.0	0.0	0.0	0.0	0.0	0.0	0.0	0.0	0.0
IAP	-1	99.4	99.6	99.4	99.3	99.9	99.1	98.9	99.6	99.3	99.3	100.0	100.0	99.5
N		7276	1508	1599	1576	1535	1396	1294	1370	1051	1031	1205	1230	22071

\*\*\* Keyword: Family Members, People You Live With

**Table 3262 Household member 8: Reason for not living together**

[Questionnaire] I would like to ask about your relationship with your family members. Family members include those living in your house, living somewhere else, and those who are not blood-related to you but live in your house. Please answer the following questions accordingly. ... (IF [PERSON] IS TEMPORARILY STAYING ELSEWHERE) What is the primary reason for not living together?

[VAR] WHYAWY8

RESPONSE	PUNCH	03-07	2008	2009	2010	2011	2012	2013	2014	2016	2018	2021	2023	TOTAL
Schooling	1	0.0	-	0.0	0.0	-	0.0	-	-	0.2	0.0	-	-	0.0
Employment	2	0.1	-	0.1	0.3	-	0.1	-	-	0.0	0.1	-	-	0.1
Military service	3	0.0	-	0.0	0.0	-	0.0	-	-	0.0	0.0	-	-	0.0
Respondent's Schooling	4	0.0	-	0.0	0.0	-	0.0	-	-	0.0	0.0	-	-	0.0
Respondent's employment	5	0.0	-	0.1	0.0	-	0.0	-	-	0.0	0.0	-	-	0.0
OTHER	77	0.0	-	0.1	0.1	-	0.0	-	-	0.0	0.0	-	-	0.0
DK/NA	-8	0.0	-	0.0	0.0	-	0.0	-	-	0.0	0.0	-	-	0.0
IAP	-1	99.8	100.0	99.7	99.6	100.0	99.9	100.0	100.0	99.8	99.9	100.0	100.0	99.9
N		7276	1508	1599	1576	1535	1396	1294	1370	1051	1031	1205	1230	22071

\*\*\* Keyword: Family Members, People You Live With



**Table 3263 Household member 8: Employment status**

[Questionnaire] I would like to ask about your relationship with your family members. Family members include those living in your house, living somewhere else, and those who are not blood-related to you but live in your house. Please answer the following questions accordingly. ... Is [PERSON] currently working for pay?

[VAR] EMPLY8

RESPONSE	PUNCH	03-07	2008	2009	2010	2011	2012	2013	2014	2016	2018	2021	2023	TOTAL
Employed	1	0.3	0.0	0.3	0.1	0.0	0.5	0.0	0.4	0.0	0.4	0.0	0.0	0.2
Not employed	2	0.3	0.4	0.4	0.6	0.1	0.3	1.1	0.0	0.8	0.3	0.0	0.0	0.3
DK/NA	-8	0.0	0.0	0.0	0.0	0.0	0.0	0.0	0.0	0.0	0.0	0.0	0.0	0.0
IAP	-1	99.4	99.6	99.4	99.3	99.9	99.2	98.9	99.6	99.2	99.3	100.0	100.0	99.5
N		7276	1508	1599	1576	1535	1396	1294	1370	1051	1031	1205	1230	22071

\*\*\* Keyword: Family Members, People You Live With, Job

**Table 3264 Household member 8: Reason for unemployment**

[Questionnaire] I would like to ask about your relationship with your family members. Family members include those living in your house, living somewhere else, and those who are not blood-related to you but live in your house. Please answer the following questions accordingly. ... (IF NOT WORKING) What is the primary reason for not working?

[VAR] WHYNOE8

RESPONSE	PUNCH	03-07	2008	2009	2010	2011	2012	2013	2014	2016	2018	2021	2023	TOTAL
Below school age	1	0.1	0.2	0.1	0.2	0.0	0.2	0.3	-	0.2	0.3	-	-	0.1
In school	2	0.2	0.2	0.2	0.1	0.1	0.1	0.8	-	0.6	0.0	-	-	0.2
Staying at home (housework)	3	0.0	0.0	0.1	0.0	0.0	0.0	0.0	-	0.0	0.0	-	-	0.0
Old age	4	0.0	0.0	0.0	0.1	0.0	0.0	0.0	-	0.0	0.0	-	-	0.0
Illness	5	0.0	0.0	0.0	0.0	0.0	0.0	0.0	-	0.0	0.0	-	-	0.0
Disabled	6	0.0	0.0	0.0	0.0	0.0	0.0	0.0	-	0.0	0.0	-	-	0.0
Temporarily not working	7	0.0	0.0	0.0	0.0	0.0	0.0	0.0	-	0.0	0.0	-	-	0.0
Unemployed	8	0.0	0.0	0.0	0.1	0.0	0.0	0.0	-	0.0	0.0	-	-	0.0
Retired	9	0.0	0.0	0.0	0.0	0.0	0.0	0.0	-	0.0	0.0	-	-	0.0
Retired under the age limit	10	0.0	0.0	0.0	0.0	0.0	0.0	0.0	-	0.0	0.0	-	-	0.0
Other	77	0.0	0.0	0.0	0.0	0.0	0.0	0.0	-	0.0	0.0	-	-	0.0
DK/NA	-8	0.0	0.0	0.0	0.0	0.0	0.0	0.0	-	0.0	0.0	-	-	0.0
IAP	-1	99.7	99.6	99.6	99.4	99.9	99.6	98.9	100.0	99.2	99.7	100.0	100.0	99.7
N		7276	1508	1599	1576	1535	1396	1294	1370	1051	1031	1205	1230	22071

\*\* 2003-2007 RESPONSE: Under the schooling age, Schooling, Staying at home, Old age, Illness, Disabled, Temporarily not working, Unemployed, Retired, Retired under the age limit, OTHER (SPECIFY: )

\*\* 2008-2009 RESPONSE: Below school age, In School, Staying at home, Old age, Illness, Disabled, Temporarily not working, Unemployed, Retired, Retired under the age limit, Searching for job, Studying, In the army, Business Failure, Do not want to get a job, Wedding Preparation, Religious Belief, To take care of family, Can't get a job, OTHER (SPECIFY: )

\*\*\* Keyword: Family Members, People You Live With

**Table 3265 Household member 9: Relation to R**

[Questionnaire] I would like to ask about your relationship with your family members. Family members include those living in your house, living somewhere else, and those who are not blood-related to you but live in your house. Please answer the following questions accordingly. ... Relation to respondent

[VAR] RELATE9

RESPONSE	PUNCH	03-07	2008	2009	2010	2011	2012	2013	2014	2016	2018	2021	2023	TOTAL
Children	3	0.0	0.0	0.0	0.0	0.0	0.3	0.0	0.0	0.0	0.1	0.0	0.0	0.0
Grandchildren	5	0.1	0.0	0.0	0.0	0.1	0.0	0.0	0.0	0.0	0.0	0.0	0.0	0.0
Siblings	9	0.0	0.0	0.1	0.0	0.0	0.0	0.0	0.0	0.0	0.0	0.0	0.0	0.0
Spouse's siblings	10	0.0	0.0	0.0	0.0	0.0	0.0	0.0	0.0	0.0	0.0	0.0	0.0	0.0
Grandparents	11	0.0	0.0	0.0	0.0	0.0	0.0	0.0	0.0	0.0	0.0	0.0	0.0	0.0
Niece/Nephew	13	0.0	0.2	0.0	0.0	0.0	0.0	0.2	0.0	0.0	0.0	0.0	0.0	0.0
Parents' siblings	16	0.0	0.1	0.0	0.0	0.0	0.0	0.0	0.0	0.0	0.0	0.0	0.0	0.0
Care provider	18	0.0	0.0	0.0	0.0	0.0	0.0	0.0	0.0	0.0	0.0	0.0	0.0	0.0
OTHER	21	0.1	0.0	0.0	0.0	0.0	0.0	0.0	0.3	0.0	0.1	0.0	0.0	0.0
DK/NA	-8	0.0	0.0	0.0	0.0	0.0	0.0	0.0	0.0	0.0	0.0	0.0	0.0	0.0
IAP	-1	99.8	99.7	99.9	100.0	99.9	99.7	99.8	99.7	100.0	99.8	100.0	100.0	99.8
N		7276	1508	1599	1576	1535	1396	1294	1370	1051	1031	1205	1230	22071

\*\* 2003-2005 RESPONSE: Respondent, Spouse, Children, Children's spouse, Grand children, Grand children's spouse, Parents, Spouse's parents, Siblings, Spouse's siblings, Grand parents, OTHER (SPECIFY: )

\*\* 2006 RESPONSE: Respondent, Spouse, 1st child, 2nd child, 3rd child, 4th child, 5th child, Child's spouse, Grand child, Grand child's spouse, Parent, Spouse's parent, Sibling, Spouse's sibling, Grand parent, Friend, Boarder, Housemaid, Partner, Care provider, OTHER (SPECIFY: )

\*\* 2007-2018 RESPONSE: Respondent, Spouse, 1st child, 2nd child, 3rd child, 4th child, 5th child, 6th child, 7th child, Child's spouse, Grand child, Grand child's spouse, Parent, Spouse's parent, Sibling, Spouse's sibling, Grand parent, Nephew/Niece, Cousin, Sibling's spouse, Parent's sibling, Friend, Boarder, Housemaid, Partner, Care provider, OTHER (SPECIFY: )

\*\*\* Keyword: Family Members, People You Live With

**Table 3266 Household member 9: Gender**

[Questionnaire] I would like to ask about your relationship with your family members. Family members include those living in your house, living somewhere else, and those who are not blood-related to you but live in your house. Please answer the following questions accordingly. ... Is [PERSON] male or female?

[VAR] GENDER9

RESPONSE	PUNCH	03-07	2008	2009	2010	2011	2012	2013	2014	2016	2018	2021	2023	TOTAL
Male	1	0.2	0.1	0.0	0.0	0.0	0.3	0.0	0.3	0.0	0.0	0.0	0.0	0.1
Female	2	0.1	0.2	0.1	0.0	0.1	0.0	0.2	0.0	0.0	0.1	0.0	0.0	0.1
DK/NA	-8	0.0	0.0	0.0	0.0	0.0	0.0	0.0	0.0	0.0	0.1	0.0	0.0	0.0
IAP	-1	99.8	99.7	99.9	100.0	99.9	99.7	99.8	99.7	100.0	99.8	100.0	100.0	99.8
N		7276	1508	1599	1576	1535	1396	1294	1370	1051	1031	1205	1230	22071

\*\*\* Keyword: Family Members, People You Live With



**Table 3267 Household member 9: Age**

[Questionnaire] I would like to ask about your relationship with your family members. Family members include those living in your house, living somewhere else, and those who are not blood-related to you but live in your house. Please answer the following questions accordingly. ... How old is [PERSON]?

[VAR] OLD9

RESPONSE	PUNCH	03-07	2008	2009	2010	2011	2012	2013	2014	2016	2018	2021	2023	TOTAL
0-9 years old	0	0.1	0.0	0.0	0.0	0.0	0.0	0.0	0.0	0.0	0.1	0.0	0.0	0.0
10-19	1	0.1	0.2	0.0	0.0	0.1	0.3	0.2	0.0	0.0	0.0	0.0	0.0	0.1
20-29	2	0.1	0.0	0.1	0.0	0.0	0.0	0.0	0.0	0.0	0.0	0.0	0.0	0.0
30-39	3	0.0	0.0	0.0	0.0	0.0	0.0	0.0	0.0	0.0	0.1	0.0	0.0	0.0
40-49	4	0.0	0.0	0.0	0.0	0.0	0.0	0.0	0.3	0.0	0.0	0.0	0.0	0.0
50-59	5	0.0	0.1	0.0	0.0	0.0	0.0	0.0	0.0	0.0	0.0	0.0	0.0	0.0
DK/NA	-8	0.0	0.0	0.0	0.0	0.0	0.0	0.0	0.0	0.0	0.0	0.0	0.0	0.0
IAP	-1	99.8	99.7	99.9	100.0	99.9	99.7	99.8	99.7	100.0	99.8	100.0	100.0	99.8
N		7276	1508	1599	1576	1535	1396	1294	1370	1051	1031	1205	1230	22071

\*\*\* Keyword: Family Members, People You Live With

**Table 3268 Household member 9: Marital status**

[Questionnaire] I would like to ask about your relationship with your family members. Family members include those living in your house, living somewhere else, and those who are not blood-related to you but live in your house. Please answer the following questions accordingly. ... Is [PERSON] now married, widowed, divorced, separated, cohabiting, or never married?

[VAR] MAR9

RESPONSE	PUNCH	03-07	2008	2009	2010	2011	2012	2013	2014	2016	2018	2021	2023	TOTAL
Married	1	0.0	0.0	0.1	0.0	0.0	0.0	0.0	0.0	0.0	0.0	0.0	0.0	0.0
Widowed	2	0.0	0.1	0.0	0.0	0.0	0.0	0.0	0.0	0.0	0.0	0.0	0.0	0.0
Divorced	3	0.0	0.0	0.0	0.0	0.0	0.0	0.0	0.3	0.0	0.0	0.0	0.0	0.0
Separated	4	0.0	0.0	0.0	0.0	0.0	0.0	0.0	0.0	0.0	0.0	0.0	0.0	0.0
Never married	5	0.2	0.2	0.0	0.0	0.1	0.3	0.2	0.0	0.0	0.2	0.0	0.0	0.1
Cohabiting	6	0.0	0.0	0.0	0.0	0.0	0.0	0.0	0.0	0.0	0.0	0.0	0.0	0.0
DK/NA	-8	0.0	0.0	0.0	0.0	0.0	0.0	0.0	0.0	0.0	0.0	0.0	0.0	0.0
IAP	-1	99.8	99.7	99.9	100.0	99.9	99.7	99.8	99.7	100.0	99.8	100.0	100.0	99.8
N		7276	1508	1599	1576	1535	1396	1294	1370	1051	1031	1205	1230	22071

\* SHOW CARD(16, 18)

\*\* 2003 RESPONSE: Is [PERSON] now never married, married, divorced, widowed, or separated?

\*\* 2004 RESPONSE: Is [PERSON] now married, widowed, divorced, separated, cohabiting, or never married?

\*\*\* Keyword: Family Members, People You Live With, Divorce

**Table 3269 Household member 9: Whether living together or away**

[Questionnaire] I would like to ask about your relationship with your family members. Family members include those living in your house, living somewhere else, and those who are not blood-related to you but live in your house. Please answer the following questions accordingly. ... Is [PERSON] living in your house, or is [PERSON] staying somewhere else?

[VAR] AWAY9

RESPONSE	PUNCH	03-07	2008	2009	2010	2011	2012	2013	2014	2016	2018	2021	2023	TOTAL
Cohabiting	1	0.2	0.3	0.0	0.0	0.1	0.3	0.2	0.3	0.0	0.1	0.0	0.0	0.2
Living somewhere else	2	0.0	0.0	0.1	0.0	0.0	0.0	0.0	0.0	0.0	0.1	0.0	0.0	0.0
DK/NA	-8	0.0	0.0	0.0	0.0	0.0	0.0	0.0	0.0	0.0	0.0	0.0	0.0	0.0
IAP	-1	99.8	99.7	99.9	100.0	99.9	99.7	99.8	99.7	100.0	99.8	100.0	100.0	99.8
N		7276	1508	1599	1576	1535	1396	1294	1370	1051	1031	1205	1230	22071

\*\*\* Keyword: Family Members, People You Live With

**Table 3270 Household member 9: Reason for not living together**

[Questionnaire] I would like to ask about your relationship with your family members. Family members include those living in your house, living somewhere else, and those who are not blood-related to you but live in your house. Please answer the following questions accordingly. ... (IF [PERSON] IS TEMPORARILY STAYING ELSEWHERE) What is the primary reason for not living together?

[VAR] WHYAWY9

RESPONSE	PUNCH	03-07	2008	2009	2010	2011	2012	2013	2014	2016	2018	2021	2023	TOTAL
Schooling	1	0.0	-	0.0	-	-	-	-	-	-	0.0	-	-	0.0
Employment	2	0.0	-	0.1	-	-	-	-	-	-	0.1	-	-	0.0
Military service	3	0.0	-	0.0	-	-	-	-	-	-	0.0	-	-	0.0
Respondent's Schooling	4	0.0	-	0.0	-	-	-	-	-	-	0.0	-	-	0.0
Respondent's employment	5	0.0	-	0.0	-	-	-	-	-	-	0.0	-	-	0.0
OTHER	77	0.0	-	0.0	-	-	-	-	-	-	0.0	-	-	0.0
DK/NA	-8	0.0	-	0.0	-	-	-	-	-	-	0.0	-	-	0.0
IAP	-1	100.0	100.0	99.9	100.0	100.0	100.0	100.0	100.0	100.0	99.9	100.0	100.0	100.0
N		7276	1508	1599	1576	1535	1396	1294	1370	1051	1031	1205	1230	22071

\*\*\* Keyword: Family Members, People You Live With

**Table 3271 Household member 9: Employment status**

[Questionnaire] I would like to ask about your relationship with your family members. Family members include those living in your house, living somewhere else, and those who are not blood-related to you but live in your house. Please answer the following questions accordingly. ... Is [PERSON] currently working for pay?

[VAR] EMPLOY9

RESPONSE	PUNCH	03-07	2008	2009	2010	2011	2012	2013	2014	2016	2018	2021	2023	TOTAL
Employed	1	0.0	0.1	0.1	0.0	0.0	0.0	0.0	0.3	0.0	0.1	0.0	0.0	0.0
Not employed	2	0.2	0.2	0.0	0.0	0.1	0.3	0.2	0.0	0.0	0.1	0.0	0.0	0.1
DK/NA	-8	0.0	0.0	0.0	0.0	0.0	0.0	0.0	0.0	0.0	0.0	0.0	0.0	0.0
IAP	-1	99.8	99.7	99.9	100.0	99.9	99.7	99.8	99.7	100.0	99.8	100.0	100.0	99.8
N		7276	1508	1599	1576	1535	1396	1294	1370	1051	1031	1205	1230	22071

\*\*\* Keyword: Family Members, People You Live With, Job



**Table 3272 Household member 9: reason for unemployment**

[Questionnaire] I would like to ask about your relationship with your family members. Family members include those living in your house, living somewhere else, and those who are not blood-related to you but live in your house. Please answer the following questions accordingly. ... (IF NOT WORKING) What is the primary reason for not working?

[VAR] WHYNOE9

RESPONSE	PUNCH	03-07	2008	2009	2010	2011	2012	2013	2014	2016	2018	2021	2023	TOTAL
Below school age	1	0.1	0.0	-	-	0.0	0.0	0.0	-	-	0.1	-	-	0.0
In school	2	0.1	0.2	-	-	0.1	0.3	0.2	-	-	0.0	-	-	0.1
Staying at home (housework)	3	0.0	0.0	-	-	0.0	0.0	0.0	-	-	0.0	-	-	0.0
Old age	4	0.0	0.0	-	-	0.0	0.0	0.0	-	-	0.0	-	-	0.0
Illness	5	0.0	0.0	-	-	0.0	0.0	0.0	-	-	0.0	-	-	0.0
Disabled	6	0.0	0.0	-	-	0.0	0.0	0.0	-	-	0.0	-	-	0.0
Temporarily not working	7	0.0	0.0	-	-	0.0	0.0	0.0	-	-	0.0	-	-	0.0
Unemployed	8	0.0	0.0	-	-	0.0	0.0	0.0	-	-	0.0	-	-	0.0
Retired	9	0.0	0.0	-	-	0.0	0.0	0.0	-	-	0.0	-	-	0.0
Retired under the age limit	10	0.0	0.0	-	-	0.0	0.0	0.0	-	-	0.0	-	-	0.0
Other	77	0.0	0.0	-	-	0.0	0.0	0.0	-	-	0.0	-	-	0.0
DK/NA	-8	0.0	0.0	-	-	0.0	0.0	0.0	-	-	0.0	-	-	0.0
IAP	-1	99.8	99.8	100.0	100.0	99.9	99.7	99.8	100.0	100.0	99.9	100.0	100.0	99.9
N		7276	1508	1599	1576	1535	1396	1294	1370	1051	1031	1205	1230	22071

\*\* 2003-2007 RESPONSE: Under the schooling age, Schooling, Staying at home, Old age, Illness, Disabled, Temporarily not working, Unemployed, Retired, Retired under the age limit, OTHER (SPECIFY: )

\*\* 2008-2009 RESPONSE: Below school age, In School, Staying at home, Old age, Illness, Disabled, Temporarily not working, Unemployed, Retired, Retired under the age limit, Searching for job, Studying, In the army, Business Failure, Do not want to get a job, Wedding Preparation, Religious Belief, To take care of family, Can't get a job, OTHER (SPECIFY: )

\*\*\* Keyword: Family Members, People You Live With

**Table 3273 Household member 10: Gender**

[Questionnaire] I would like to ask about your relationship with your family members. Family members include those living in your house, living somewhere else, and those who are not blood-related to you but live in your house. Please answer the following questions accordingly. ... Is [PERSON] male or female?

[VAR] GENDER10

RESPONSE	PUNCH	03-07	2008	2009	2010	2011	2012	2013	2014	2016	2018	2021	2023	TOTAL
Male	1	0.0	0.0	0.0	0.0	0.1	0.0	0.0	0.3	0.0	0.0	0.0	0.0	0.0
Female	2	0.0	0.2	0.0	0.0	0.0	0.3	0.0	0.0	0.0	0.0	0.0	0.0	0.0
DK/NA	-8	0.0	0.0	0.0	0.0	0.0	0.0	0.0	0.0	0.0	0.0	0.0	0.0	0.0
IAP	-1	99.9	99.8	100.0	100.0	99.9	99.7	100.0	99.7	100.0	100.0	100.0	100.0	99.9
N		7276	1508	1599	1576	1535	1396	1294	1370	1051	1031	1205	1230	22071

\*\*\* Keyword: Family Members, People You Live With

**Table 3274 Household member 10: Age**

[Questionnaire] I would like to ask about your relationship with your family members. Family members include those living in your house, living somewhere else, and those who are not blood-related to you but live in your house. Please answer the following questions accordingly. ... How old is [PERSON]?

[VAR] OLD10

RESPONSE	PUNCH	03-07	2008	2009	2010	2011	2012	2013	2014	2016	2018	2021	2023	TOTAL
0-9 years old	0	0.0	0.0	0.0	0.0	0.0	0.0	0.0	0.0	0.0	0.0	0.0	0.0	0.0
10-19	1	0.0	0.0	0.0	0.0	0.1	0.3	0.0	0.0	0.0	0.0	0.0	0.0	0.0
20-29	2	0.0	0.0	0.0	0.0	0.0	0.0	0.0	0.0	0.0	0.0	0.0	0.0	0.0
50-59	5	0.0	0.2	0.0	0.0	0.0	0.0	0.0	0.3	0.0	0.0	0.0	0.0	0.0
DK/NA	-8	0.0	0.0	0.0	0.0	0.0	0.0	0.0	0.0	0.0	0.0	0.0	0.0	0.0
IAP	-1	99.9	99.8	100.0	100.0	99.9	99.7	100.0	99.7	100.0	100.0	100.0	100.0	99.9
N		7276	1508	1599	1576	1535	1396	1294	1370	1051	1031	1205	1230	22071

\*\*\* Keyword: Family Members, People You Live With

**Table 3275 Household member 10: marital status**

[Questionnaire] I would like to ask about your relationship with your family members. Family members include those living in your house, living somewhere else, and those who are not blood-related to you but live in your house. Please answer the following questions accordingly. ... Is [PERSON] now married, widowed, divorced, separated, cohabiting, or never married?

[VAR] MAR10

RESPONSE	PUNCH	03-07	2008	2009	2010	2011	2012	2013	2014	2016	2018	2021	2023	TOTAL
Married	1	0.0	0.0	0.0	0.0	0.0	0.0	0.0	0.0	0.0	0.0	0.0	0.0	0.0
Widowed	2	0.0	0.0	0.0	0.0	0.0	0.0	0.0	0.0	0.0	0.0	0.0	0.0	0.0
Divorced	3	0.0	0.2	0.0	0.0	0.0	0.0	0.0	0.0	0.0	0.0	0.0	0.0	0.0
Separated	4	0.0	0.0	0.0	0.0	0.0	0.0	0.0	0.0	0.0	0.0	0.0	0.0	0.0
Never married	5	0.1	0.0	0.0	0.0	0.1	0.3	0.0	0.3	0.0	0.0	0.0	0.0	0.1
Cohabiting	6	0.0	0.0	0.0	0.0	0.0	0.0	0.0	0.0	0.0	0.0	0.0	0.0	0.0
DK/NA	-8	0.0	0.0	0.0	0.0	0.0	0.0	0.0	0.0	0.0	0.0	0.0	0.0	0.0
IAP	-1	99.9	99.8	100.0	100.0	99.9	99.7	100.0	99.7	100.0	100.0	100.0	100.0	99.9
N		7276	1508	1599	1576	1535	1396	1294	1370	1051	1031	1205	1230	22071

\* SHOW CARD(16, 18)

\*\* 2003 RESPONSE: Is [PERSON] now never married, married, divorced, widowed, or separated?

\*\* 2004 RESPONSE: Is [PERSON] now married, widowed, divorced, separated, cohabiting, or never married?

\*\*\* Keyword: Family Members, People You Live With, Divorce



**Table 3276 Household member 10: whether living together or away**

[Questionnaire] I would like to ask about your relationship with your family members. Family members include those living in your house, living somewhere else, and those who are not blood-related to you but live in your house. Please answer the following questions accordingly. ... Is [PERSON] living in your house, or is [PERSON] staying somewhere else?

[VAR] AWAY10

RESPONSE	PUNCH	03-07	2008	2009	2010	2011	2012	2013	2014	2016	2018	2021	2023	TOTAL
Cohabiting	1	0.1	0.2	0.0	0.0	0.1	0.3	0.0	0.3	0.0	0.0	0.0	0.0	0.1
Living somewhere else	2	0.0	0.0	0.0	0.0	0.0	0.0	0.0	0.0	0.0	0.0	0.0	0.0	0.0
DK/NA	-8	0.0	0.0	0.0	0.0	0.0	0.0	0.0	0.0	0.0	0.0	0.0	0.0	0.0
IAP	-1	99.9	99.8	100.0	100.0	99.9	99.7	100.0	99.7	100.0	100.0	100.0	100.0	99.9
N		7276	1508	1599	1576	1535	1396	1294	1370	1051	1031	1205	1230	22071

\*\*\* Keyword: Family Members, People You Live With

**Table 3277 Household member 10: reason for not living together**

[Questionnaire] I would like to ask about your relationship with your family members. Family members include those living in your house, living somewhere else, and those who are not blood-related to you but live in your house. Please answer the following questions accordingly. ... (IF [PERSON] IS TEMPORARILY STAYING ELSEWHERE) What is the primary reason for not living together?

[VAR] WHYAWY10

RESPONSE	PUNCH	03-07	2008	2009	2010	2011	2012	2013	2014	2016	2018	2021	2023	TOTAL
Schooling	1	-	-	-	-	-	-	-	-	-	-	-	-	0.0
Employment	2	-	-	-	-	-	-	-	-	-	-	-	-	0.0
Military service	3	-	-	-	-	-	-	-	-	-	-	-	-	0.0
Respondent's Schooling	4	-	-	-	-	-	-	-	-	-	-	-	-	0.0
Respondent's employment	5	-	-	-	-	-	-	-	-	-	-	-	-	0.0
OTHER	77	-	-	-	-	-	-	-	-	-	-	-	-	0.0
DK/NA	-8	-	-	-	-	-	-	-	-	-	-	-	-	0.0
IAP	-1	100.0	100.0	100.0	100.0	100.0	100.0	100.0	100.0	100.0	100.0	100.0	100.0	100.0
N		7276	1508	1599	1576	1535	1396	1294	1370	1051	1031	1205	1230	22071

\*\*\* Keyword: Family Members, People You Live With

**Table 3278 Household member 10: employment status**

[Questionnaire] I would like to ask about your relationship with your family members. Family members include those living in your house, living somewhere else, and those who are not blood-related to you but live in your house. Please answer the following questions accordingly. ... Is [PERSON] currently working for pay?

[VAR] EMPLOY10

RESPONSE	PUNCH	03-07	2008	2009	2010	2011	2012	2013	2014	2016	2018	2021	2023	TOTAL
Employed	1	0.0	0.0	0.0	0.0	0.0	0.0	0.0	0.3	0.0	0.0	0.0	0.0	0.0
Not employed	2	0.1	0.2	0.0	0.0	0.1	0.3	0.0	0.0	0.0	0.0	0.0	0.0	0.1
DK/NA	-8	0.0	0.0	0.0	0.0	0.0	0.0	0.0	0.0	0.0	0.0	0.0	0.0	0.0
IAP	-1	99.9	99.8	100.0	100.0	99.9	99.7	100.0	99.7	100.0	100.0	100.0	100.0	99.9
N		7276	1508	1599	1576	1535	1396	1294	1370	1051	1031	1205	1230	22071

\*\*\* Keyword: Family Members, People You Live With, Job

**Table 3279 Household member 10: reason for unemployment**

[Questionnaire] I would like to ask about your relationship with your family members. Family members include those living in your house, living somewhere else, and those who are not blood-related to you but live in your house. Please answer the following questions accordingly. ... (IF NOT WORKING) What is the primary reason for not working?

[VAR] WHYNOE10

RESPONSE	PUNCH	03-07	2008	2009	2010	2011	2012	2013	2014	2016	2018	2021	2023	TOTAL
Below school age	1	0.0	0.0	-	-	0.0	0.0	-	-	-	-	-	-	0.0
In school	2	0.1	0.0	-	-	0.1	0.3	-	-	-	-	-	-	0.0
Staying at home (housework)	3	0.0	0.0	-	-	0.0	0.0	-	-	-	-	-	-	0.0
Old age	4	0.0	0.0	-	-	0.0	0.0	-	-	-	-	-	-	0.0
Illness	5	0.0	0.2	-	-	0.0	0.0	-	-	-	-	-	-	0.0
Disabled	6	0.0	0.0	-	-	0.0	0.0	-	-	-	-	-	-	0.0
Temporarily not working	7	0.0	0.0	-	-	0.0	0.0	-	-	-	-	-	-	0.0
Unemployed	8	0.0	0.0	-	-	0.0	0.0	-	-	-	-	-	-	0.0
Retired	9	0.0	0.0	-	-	0.0	0.0	-	-	-	-	-	-	0.0
Retired under the age limit	10	0.0	0.0	-	-	0.0	0.0	-	-	-	-	-	-	0.0
Other	77	0.0	0.0	-	-	0.0	0.0	-	-	-	-	-	-	0.0
DK/NA	-8	0.0	0.0	-	-	0.0	0.0	-	-	-	-	-	-	0.0
IAP	-1	99.9	99.8	100.0	100.0	99.9	99.7	100.0	100.0	100.0	100.0	100.0	100.0	99.9
N		7276	1508	1599	1576	1535	1396	1294	1370	1051	1031	1205	1230	22071

\*\* 2003-2007 RESPONSE: Under the schooling age, Schooling, Staying at home, Old age, Illness, Disabled, Temporarily not working, Unemployed, Retired, Retired under the age limit, OTHER (SPECIFY: )

\*\* 2008-2018 RESPONSE: Below school age, In School, Staying at home, Old age, Illness, Disabled, Temporarily not working, Unemployed, Retired, Retired under the age limit, Searching for job, Studying, In the army, Business Failure, Do not want to get a job, Wedding Preparation, Religious Belief, To take care of family, Can't get a job, OTHER (SPECIFY: )

\*\*\* Keyword: Family Members, People You Live With



**Table 3280 Household head's relation to R number**

[Questionnaire] Who is the household head?

[VAR] HHWHO

RESPONSE	PUNCH	03-07	2008	2009	2010	2011	2012	2013	2014	2016	2018	2021	2023	TOTAL
household member 1 (Respondent)	1	43.7	45.4	45.7	47.6	46.9	45.7	44.5	47.6	48.6	47.7	54.2	51.7	46.3
household member 2	2	50.0	49.0	48.0	46.1	46.9	29.3	30.5	30.7	28.5	26.0	32.4	31.8	41.5
household member 3	3	4.9	4.4	5.0	4.3	5.1	19.4	20.4	16.1	15.7	15.7	11.9	14.9	9.3
household member 4	4	0.8	0.8	0.8	1.1	0.5	4.7	3.5	4.5	5.7	4.0	1.3	0.9	1.8
household member 5	5	0.4	0.3	0.1	0.4	0.5	0.6	0.7	0.7	1.0	0.7	0.2	0.0	0.4
household member 6	6	0.2	0.1	0.1	0.3	0.0	0.2	0.2	0.2	0.2	0.3	0.0	0.0	0.2
household member 7	7	0.0	0.0	0.0	0.0	0.0	0.0	0.1	0.1	0.0	0.0	0.0	0.0	0.0
household member 8	8	0.0	0.0	0.1	0.0	0.0	0.1	0.0	0.0	0.0	0.0	0.0	0.0	0.0
DK/NA	-8	0.1	0.0	0.2	0.2	0.0	0.0	0.2	0.1	0.2	5.6	0.0	0.6	0.4
N		7276	1508	1599	1576	1535	1396	1294	1370	1051	1031	1205	1230	22071

**Table 3281 Household head: Relation to R**

[Created Var]

[Used Var] HHWHO, RELATE

[VAR] HDHEAD

RESPONSE	PUNCH	03-07	2008	2009	2010	2011	2012	2013	2014	2016	2018	2021	2023	TOTAL
Respondent	1	44.4	45.5	45.7	47.6	47.0	45.7	44.5	47.6	48.6	47.6	54.1	51.8	46.5
Spouse	2	31.0	31.4	30.9	30.1	30.1	29.3	30.5	30.7	28.4	25.4	32.4	31.8	30.5
Children	3	1.7	2.4	1.9	2.1	1.8	1.1	4.6	1.2	1.2	1.0	0.6	0.0	1.7
Children's spouse	4	0.2	0.1	0.2	0.1	0.5	0.1	0.2	0.0	0.2	0.2	0.0	0.1	0.2
Grandchildren	5	0.0	0.0	0.1	0.1	0.0	0.0	0.0	0.0	0.2	0.0	0.0	0.1	0.0
Grandchildren's spouse	6	0.0	0.0	0.0	0.0	0.0	0.0	0.0	0.0	0.0	0.0	0.0	0.0	0.0
Parents	7	19.8	19.1	18.6	18.0	18.6	22.2	18.4	18.4	18.4	17.6	12.6	0.0	17.8
Spouse's parents	8	0.7	0.3	0.6	0.5	0.6	0.6	0.5	0.6	0.4	0.2	0.0	0.0	0.5
Siblings	9	0.9	0.9	0.6	0.6	0.4	0.4	0.6	0.6	1.5	1.2	0.2	0.0	0.7
Spouse's siblings	10	0.0	0.1	0.1	0.0	0.0	0.0	0.0	0.0	0.0	0.0	0.0	0.0	0.0
Grandparents	11	0.3	0.0	0.3	0.0	0.7	0.4	0.4	0.3	0.5	0.7	0.2	0.0	0.3
Friend	12	0.2	0.1	0.3	0.3	0.2	0.1	0.2	0.0	0.2	0.0	0.0	0.0	0.1
Niece/Nephew	13	0.0	0.0	0.0	0.0	0.0	0.0	0.0	0.0	0.0	0.0	0.0	14.6	0.8
Sibling's spouse	14	0.2	0.1	0.1	0.1	0.0	0.0	0.0	0.1	0.0	0.0	0.0	0.0	0.1
Cousin	15	0.0	0.0	0.0	0.0	0.0	0.0	0.0	0.0	0.1	0.0	0.0	0.6	0.0
Parents' siblings	16	0.1	0.0	0.3	0.1	0.0	0.0	0.0	0.5	0.0	0.0	0.0	0.0	0.1
Boarder	17	0.0	0.0	0.0	0.0	0.0	0.0	0.0	0.0	0.0	0.0	0.0	0.5	0.0
Housemaid	19	0.0	0.0	0.0	0.0	0.0	0.0	0.0	0.0	0.0	0.0	0.0	0.0	0.0
Partner	20	0.1	0.1	0.0	0.2	0.2	0.0	0.0	0.0	0.1	0.6	0.0	0.0	0.1
OTHER	21	0.3	0.1	0.1	0.0	0.0	0.0	0.0	0.0	0.0	0.0	0.0	0.0	0.1
DK/NA	-8	0.1	0.0	0.2	0.2	0.0	0.0	0.2	0.1	0.2	5.6	0.0	0.7	0.4
N		7276	1508	1599	1576	1535	1396	1294	1370	1051	1031	1205	1230	22071

**Table 3282 Household head: Gender**

[Created Var]

[Used Var] HHWHO, SEX

[VAR] HHSEX

RESPONSE	PUNCH	03-07	2008	2009	2010	2011	2012	2013	2014	2016	2018	2021	2023	TOTAL
Male	1	85.6	82.5	84.0	82.7	82.3	81.9	82.2	81.9	79.1	72.6	83.0	78.9	82.8
Female	2	14.3	17.5	15.8	17.1	17.7	18.1	17.6	18.0	20.7	21.6	17.0	20.4	16.9
DK/NA	-8	0.1	0.0	0.2	0.2	0.0	0.0	0.2	0.1	0.2	5.7	0.0	0.7	0.4
N		7276	1508	1599	1576	1535	1396	1294	1370	1051	1031	1205	1230	22071

**Table 3283 Household head: Age**

[Created Var]

[Used Var] HHWHO, AGE

[VAR] HHAGE

RESPONSE	PUNCH	03-07	2008	2009	2010	2011	2012	2013	2014	2016	2018	2021	2023	TOTAL
18-19 years old	1	0.2	0.1	0.2	0.3	0.1	0.0	0.2	0.2	0.1	0.1	0.2	0.1	0.1
20-29	2	4.2	4.4	3.9	5.2	4.0	2.5	2.4	2.7	3.8	3.2	5.6	4.6	4.0
30-39	3	18.3	15.5	15.4	16.7	16.7	14.4	14.7	14.5	14.5	13.8	13.8	12.7	15.0
40-49	4	28.1	28.1	26.4	25.3	25.4	24.3	23.2	20.1	20.8	17.7	17.2	26.0	26.0
50-59	5	26.5	28.4	29.4	28.1	29.2	31.6	34.8	32.4	32.9	28.2	30.9	29.5	29.1
60-69	6	13.8	13.4	15.6	13.1	13.1	13.8	13.0	14.5	13.7	13.5	20.0	24.1	14.7
70 or over	7	8.8	10.1	8.8	10.9	11.5	12.3	10.4	12.3	14.7	14.5	11.5	11.1	10.6
DK/NA	-8	0.2	0.1	0.4	0.5	0.0	0.0	0.2	0.2	0.2	6.0	0.2	0.7	0.5
N		7276	1508	1599	1576	1535	1396	1294	1370	1051	1031	1205	1230	22071

**Table 3284 Household head: marital status**

[Created Var]

[Used Var] HHWHO, MARITAL

[VAR] HHMARI

RESPONSE	PUNCH	03-07	2008	2009	2010	2011	2012	2013	2014	2016	2018	2021	2023	TOTAL
Married	1	84.1	83.4	84.4	79.8	83.6	80.2	84.9	84.5	78.6	71.4	78.5	79.6	82.1
Widowed	2	6.7	7.9	6.6	6.6	7.1	8.9	4.9	4.8	7.9	7.9	5.9	5.7	6.7
Divorced	3	2.2	2.8	2.4	3.2	3.3	4.4	3.8	3.4	3.0	3.0	4.7	4.5	3.1
Separated	4	0.4	0.4	0.3	0.6	0.5	0.6	1.2	0.4	0.7	1.0	0.7	0.6	0.5
Never married	5	6.1	5.1	6.1	8.7	5.0	5.7	4.8	6.7	9.3	9.5	10.0	8.7	6.7
Cohabiting	6	0.2	0.3	0.1	0.8	0.6	0.2	0.2	0.2	0.3	1.0	0.2	0.2	0.3
DK/NA	-8	0.2	0.1	0.2	0.3	0.0	0.0	0.2	0.1	0.2	6.2	0.0	0.7	0.5
N		7276	1508	1599	1576	1535	1396	1294	1370	1051	1031	1205	1230	22071



**Table 3285 Household head: whether living together or away**

[Created Var]

[Used Var] HHWHO, AWAY

[VAR] HHAWAY

RESPONSE	PUNCH	03-07	2008	2009	2010	2011	2012	2013	2014	2016	2018	2021	2023	TOTAL
Cohabiting	1	98.6	98.8	98.6	97.8	98.7	99.1	98.6	99.2	98.7	93.1	99.6	98.9	98.5
Living somewhere else	2	1.3	1.2	1.2	2.0	1.3	0.9	1.2	0.7	1.1	1.3	0.4	0.5	1.2
DK/NA	-8	0.1	0.0	0.2	0.2	0.0	0.0	0.2	0.1	0.2	5.6	0.0	0.7	0.4
N		7276	1508	1599	1576	1535	1396	1294	1370	1051	1031	1205	1230	22071

**Table 3286 Household head: reason for not living together**

[Created Var]

[Used Var] HHWHO, WHYAWY

[VAR] HHWHYAWY

RESPONSE	PUNCH	03-07	2008	2009	2010	2011	2012	2013	2014	2016	2018	2021	2023	TOTAL
Schooling	1	0.0	0.0	0.0	0.0	0.1	0.1	0.0	0.0	0.0	0.0	0.0	0.0	0.0
Employment	2	0.8	1.1	0.9	1.5	1.0	0.7	0.6	0.6	1.0	0.5	0.4	0.3	0.8
Military service	3	0.0	0.0	0.0	0.0	0.0	0.0	0.0	0.0	0.0	0.0	0.0	0.0	0.0
Respondent's Schooling	4	0.2	0.0	0.1	0.3	0.1	0.1	0.1	0.0	0.1	0.2	0.0	0.0	0.1
Respondent's employment	5	0.1	0.0	0.1	0.2	0.0	0.0	0.1	0.0	0.0	0.2	0.0	0.0	0.1
OTHER	77	0.1	0.1	0.1	0.1	0.1	0.1	0.2	0.1	0.1	0.3	0.0	0.0	0.1
DK/NA	-8	0.0	0.1	0.0	0.0	0.0	0.0	0.2	0.1	0.0	0.1	0.0	0.7	0.1
IAP	-1	98.7	98.8	98.9	98.0	98.7	99.1	98.8	99.3	98.9	98.7	99.6	98.9	98.8
N		7276	1508	1599	1576	1535	1396	1294	1370	1051	1031	1205	1230	22071

**Table 3287 Household head: employment status**

[Created Var]

[Used Var] HHWHO, EMPLOY

[VAR] HHEMPLOY

RESPONSE	PUNCH	03-07	2008	2009	2010	2011	2012	2013	2014	2016	2018	2021	2023	TOTAL
Employed	1	78.6	79.9	79.2	76.6	79.5	77.7	78.5	77.9	75.5	70.4	82.1	80.9	78.3
Not employed	2	21.2	20.1	20.7	23.2	20.5	22.3	21.3	22.0	24.4	23.8	17.9	18.5	21.3
DK/NA	-8	0.1	0.0	0.2	0.3	0.0	0.0	0.2	0.1	0.2	5.8	0.0	0.7	0.4
N		7276	1508	1599	1576	1535	1396	1294	1370	1051	1031	1205	1230	22071

**Table 3288 Household head: reason for unemployment**

[Created Var]

[Used Var] HHWHO, WHYNOE

[VAR] HHWHYNOE

RESPONSE	PUNCH	03-07	2008	2009	2010	2011	2012	2013	2014	2016	2018	2021	2023	TOTAL
Below school age	1	0.0	0.0	0.0	0.0	0.0	0.0	0.0	0.0	0.0	0.0	0.0	0.0	0.0
In school	2	1.2	0.5	1.1	1.4	1.0	1.4	0.9	0.9	1.8	0.9	0.6	0.3	1.0
Staying at home (housework)	3	2.9	2.6	2.4	2.0	2.9	2.8	2.2	3.6	1.9	2.4	3.2	2.7	2.7
Old age	4	7.4	7.8	6.3	8.9	8.1	8.7	7.7	7.3	7.4	7.3	3.9	4.3	7.2
Illness	5	2.1	1.7	1.7	2.7	2.3	1.9	0.9	1.2	1.8	2.9	1.0	1.1	1.9
Disabled	6	0.7	0.7	0.4	1.0	0.5	0.4	0.3	0.4	0.4	0.2	0.6	0.5	0.6
Temporarily not working	7	1.3	0.7	1.6	1.2	0.3	0.9	0.8	0.4	1.7	0.9	0.7	0.7	1.0
Unemployed	8	1.1	0.3	0.6	0.5	0.4	0.0	0.5	0.3	0.1	0.3	0.6	0.5	0.6
Retired	9	1.9	1.5	2.0	1.0	1.6	1.7	3.4	3.6	3.3	2.0	2.7	2.9	2.1
Retired under the age limit	10	2.0	1.7	2.4	2.2	1.8	1.4	2.0	2.0	2.0	1.6	1.4	1.9	1.9
Other	77	0.6	2.5	1.8	1.9	1.6	3.0	2.5	2.4	3.0	2.2	3.1	3.1	1.8
DK/NA	-8	0.1	0.2	0.3	0.3	0.1	0.1	0.0	0.0	0.9	3.2	0.2	0.7	0.4
IAP	-1	78.8	80.0	79.4	76.7	79.3	77.7	78.7	78.0	75.6	76.2	82.1	81.2	78.7
N		7276	1508	1599	1576	1535	1396	1294	1370	1051	1031	1205	1230	22071

**Table 3289 Household number**

[Created Var]

[VAR] HHDNO

RESPONSE	PUNCH	03-07	2008	2009	2010	2011	2012	2013	2014	2016	2018	2021	2023	TOTAL
1st household	1	9.3	9.0	8.1	8.8	8.7	7.7	8.5	8.0	5.8	9.2	9.1	8.0	8.6
2nd household	2	8.7	7.2	8.1	8.4	8.8	8.7	8.1	8.1	5.0	8.4	8.8	9.7	8.3
3rd household	3	8.8	8.0	7.3	7.9	7.9	7.6	7.7	7.7	5.2	7.2	8.2	9.3	8.1
4th household	4	8.7	8.6	8.4	7.6	8.2	7.5	8.2	7.8	5.0	8.7	8.8	7.4	8.1
5th household	5	8.7	8.6	8.1	8.6	8.6	7.9	8.0	8.6	5.3	9.1	7.8	8.5	8.3
6th household	6	8.6	7.8	8.3	7.4	8.1	7.3	7.3	7.7	6.0	8.7	8.1	6.9	7.9
7th household	7	8.6	8.2	8.1	8.0	7.0	8.0	8.6	7.8	5.9	8.2	8.5	8.3	8.1
8th household	8	8.7	7.4	8.6	8.1	7.6	8.2	6.9	8.1	5.0	7.7	8.0	7.7	8.0
9th household	9	8.6	8.4	7.9	8.3	8.3	7.3	8.0	7.9	4.3	8.2	7.5	9.0	8.1
10th household	10	8.8	7.4	7.5	7.9	7.5	8.1	8.3	7.7	5.0	8.1	9.5	8.2	8.1
11th household	11	5.0	8.6	8.0	7.9	8.2	8.7	7.8	7.7	5.2	8.8	8.4	8.2	7.0
12th household	12	5.0	7.6	7.9	7.5	7.3	8.4	8.2	8.3	4.6	7.6	7.1	8.8	6.8
13th household	13	2.3	3.2	3.8	3.7	3.8	4.6	4.3	4.4	4.0	0.0	0.0	0.0	2.8
14th household	14	0.1	0.0	0.0	0.0	0.0	0.0	0.0	0.0	4.4	0.0	0.0	0.0	0.3
15th household	15	0.1	0.0	0.0	0.0	0.0	0.0	0.0	0.0	4.9	0.0	0.0	0.0	0.3
16th household	16	0.0	0.0	0.0	0.0	0.0	0.0	0.0	0.0	5.2	0.0	0.0	0.0	0.2
17th household	17	0.0	0.0	0.0	0.0	0.0	0.0	0.0	0.0	2.6	0.0	0.0	0.0	0.1
18th household	18	0.0	0.0	0.0	0.0	0.0	0.0	0.0	0.0	2.3	0.0	0.0	0.0	0.1
19th household	19	0.0	0.0	0.0	0.0	0.0	0.0	0.0	0.0	1.9	0.0	0.0	0.0	0.1
20th household	20	0.0	0.0	0.0	0.0	0.0	0.0	0.0	0.0	3.0	0.0	0.0	0.0	0.1
21th household	21	0.0	0.0	0.0	0.0	0.0	0.0	0.0	0.0	2.6	0.0	0.0	0.0	0.1
22th household	22	0.0	0.0	0.0	0.0	0.0	0.0	0.0	0.0	1.5	0.0	0.0	0.0	0.1
23th household	23	0.0	0.0	0.0	0.0	0.0	0.0	0.0	0.0	2.8	0.0	0.0	0.0	0.1
24th household	24	0.0	0.0	0.0	0.0	0.0	0.0	0.0	0.0	2.7	0.0	0.0	0.0	0.1
N		7276	1508	1599	1576	1535	1396	1294	1370	1051	1031	1205	1230	22071



**Table 3290 Number of family members living together**

[Questionnaire] How many family members, including yourself, live at your residence? Do not include those who are temporarily living elsewhere due to schooling, employment, military service, etc.

[VAR] HOMPOP

RESPONSE	PUNCH	03-07	2008	2009	2010	2011	2012	2013	2014	2016	2018	2021	2023	TOTAL
1	1	7.0	8.0	7.3	10.4	8.3	9.5	7.6	8.3	11.1	13.7	15.3	14.0	9.0
2	2	17.4	20.9	19.7	21.6	21.4	22.3	21.8	24.8	23.0	24.7	40.5	39.9	22.5
3	3	24.3	24.5	27.1	25.6	23.8	24.9	26.3	25.3	29.3	24.7	21.6	23.5	24.9
4	4	35.5	33.8	33.9	30.5	33.9	30.4	32.2	31.6	27.0	28.4	18.9	19.5	31.5
5	5	11.2	8.4	7.9	8.4	9.7	8.7	9.7	7.8	5.8	5.8	3.2	3.1	8.6
6	6	3.3	3.3	3.2	2.4	2.0	3.1	1.7	1.6	3.2	1.8	0.5	0.0	2.5
7	7	0.9	0.8	0.8	0.9	0.7	1.0	0.5	0.4	0.2	0.2	0.0	0.0	0.7
8	8	0.2	0.1	0.2	0.2	0.0	0.0	0.0	0.0	0.3	0.6	0.0	0.0	0.1
9	9	0.1	0.2	0.0	0.0	0.0	0.0	0.2	0.1	0.0	0.0	0.0	0.0	0.1
10	10	0.1	0.0	0.0	0.0	0.0	0.0	0.0	0.0	0.0	0.0	0.0	0.0	0.0
11	11	0.0	0.0	0.0	0.0	0.1	0.0	0.0	0.0	0.0	0.0	0.0	0.0	0.0
DK/NA	-8	0.0	0.0	0.0	0.0	0.0	0.0	0.0	0.0	0.0	0.0	0.0	0.0	0.0
N		7276	1508	1599	1576	1535	1396	1294	1370	1051	1031	1205	1230	22071

\*\*\* Keyword: Family Members

**Table 3291 Number of family members living away from R**

[Questionnaire] Are there any family members who are living somewhere else due to schooling, employment, military service, etc.? (If there are) How many such persons are there?

[VAR] SEPAPOP

RESPONSE	PUNCH	03-07	2008	2009	2010	2011	2012	2013	2014	2016	2018	2021	2021	TOTAL
0	0	78.5	78.6	78.2	76.2	77.8	78.3	81.8	84.3	75.5	81.5	92.7	93.7	80.4
1	1	14.1	15.6	15.3	15.7	14.9	14.3	12.8	10.6	15.7	11.8	5.5	4.0	13.1
2	2	5.0	4.1	4.8	5.0	5.3	5.6	3.9	4.1	6.3	4.6	1.5	1.8	4.5
3	3	1.8	1.2	1.4	2.5	1.7	1.6	1.1	0.7	2.2	1.7	0.2	0.5	1.5
4	4	0.5	0.4	0.3	0.4	0.2	0.2	0.4	0.2	0.3	0.4	0.1	0.1	0.4
5	5	0.1	0.1	0.1	0.2	0.1	0.1	0.0	0.0	0.0	0.0	0.0	0.0	0.1
6	6	0.0	0.0	0.0	0.0	0.0	0.0	0.0	0.0	0.0	0.0	0.0	0.0	0.0
9	9	0.0	0.0	0.0	0.0	0.0	0.0	0.0	0.0	0.0	0.0	0.0	0.0	0.0
DK/NA	-8	0.0	0.0	0.0	0.0	0.0	0.0	0.0	0.0	0.0	0.0	0.0	0.0	0.0
N		7276	1508	1599	1576	1535	1396	1294	1370	1051	1031	1205	1230	22071

\*\*\* Keyword: Family Members

**Table 3292 Number of non-family members living together**

[Questionnaire] How many persons live in your house who are not your family members (e.g., friends, partner, etc.)?

[VAR] UNRELAT

RESPONSE	PUNCH	03-07	2008	2009	2010	2011	2012	2013	2014	2016	2018	2021	2023	TOTAL
0	0	97.6	97.7	97.7	96.1	97.7	98.4	98.9	99.0	99.0	98.2	99.0	99.9	98.0
1	1	1.9	1.9	1.6	3.0	1.6	0.9	0.6	0.6	0.8	1.6	0.7	0.1	1.5
2	2	0.3	0.3	0.5	0.3	0.4	0.4	0.2	0.1	0.2	0.2	0.3	0.0	0.3
3	3	0.1	0.1	0.2	0.2	0.1	0.0	0.2	0.0	0.0	0.0	0.0	0.0	0.1
4	4	0.1	0.0	0.0	0.4	0.2	0.0	0.0	0.0	0.0	0.1	0.0	0.0	0.1
5	5	0.0	0.0	0.0	0.0	0.0	0.3	0.0	0.0	0.0	0.0	0.0	0.0	0.0
6	6	0.0	0.0	0.0	0.0	0.0	0.0	0.0	0.0	0.0	0.0	0.0	0.0	0.0
9	9	0.0	0.0	0.0	0.0	0.0	0.0	0.0	0.3	0.0	0.0	0.0	0.0	0.0
DK/NA	-8	0.0	0.0	0.0	0.0	0.0	0.0	0.0	0.0	0.0	0.0	0.0	0.0	0.0
N		7276	1508	1599	1576	1535	1396	1294	1370	1051	1031	1205	1230	22071

\*\* 2004-2007 Questionnaire: How many persons reside in your home who are now related to you (ex. friends, partner, etc.)?

\*\*\* Keyword: Family Members, People You Live With, Friends, Neighbor

**Table 3293 Whether R lives with a partner**

[Questionnaire] Among them, is there your partner whom you live with?

[VAR] COHAP

RESPONSE	PUNCH	03-07	2008	2009	2010	2011	2012	2013	2014	2016	2018	2021	2023	TOTAL
Yes	1	0.1	0.0	0.0	0.0	0.0	0.0	0.0	0.0	0.0	0.0	0.0	0.0	0.0
No	2	0.7	0.0	0.0	0.0	0.0	0.0	0.0	0.0	0.0	0.0	0.0	0.0	0.2
IAP	-1	99.2	100.0	100.0	100.0	100.0	100.0	100.0	100.0	100.0	100.0	100.0	100.0	99.7
N		7276	1508	1599	1576	1535	1396	1294	1370	1051	1031	1205	1230	22071

**Table 3294 Region**

[VAR] REGION

RESPONSE	PUNCH	03-07	2008	2009	2010	2011	2012	2013	2014	2016	2018	2021	2023	TOTAL
Seoul	1	21.5	20.7	20.7	20.7	20.7	20.7	19.8	19.8	19.7	19.8	18.9	18.7	20.6
Gyeonggi	2	26.5	28.2	28.2	28.2	28.2	28.2	29.3	29.3	29.3	29.3	30.9	31.9	28.2
Gangwon	3	3.1	3.0	3.1	2.8	3.3	2.4	3.2	3.1	3.3	3.4	3.2	2.7	3.0
Chungcheong	4	10.1	10.4	10.3	10.3	10.3	10.3	10.6	10.6	10.6	10.6	10.8	10.9	10.4
Gyeongsang	5	27.0	26.4	26.4	26.4	26.4	26.4	26.0	26.0	26.0	26.0	25.2	24.7	26.4
Jeolla	6	10.7	10.2	10.2	10.2	10.2	10.2	10.1	10.1	10.1	10.1	9.9	9.7	10.3
Jeju	7	1.1	1.2	1.1	1.4	0.9	1.9	1.0	1.1	1.0	0.8	1.2	1.5	1.2
N		7276	1508	1599	1576	1535	1396	1294	1370	1051	1031	1205	1230	22071

**Table 3295 Urban area/rural area**

[VAR] URBAN

RESPONSE	PUNCH	03-07	2008	2009	2010	2011	2012	2013	2014	2016	2018	2021	2023	TOTAL
Rural area	0	19.1	18.4	18.4	18.4	18.4	18.4	18.5	18.5	18.6	18.5	18.9	18.9	18.7
Urban area	1	80.9	81.6	81.6	81.6	81.6	81.6	81.5	81.5	81.4	81.5	81.1	81.1	81.3
N		7276	1508	1599	1576	1535	1396	1294	1370	1051	1031	1205	1230	22071



**Table 3296 Type of the survey questionnaire**

[VAR] SAMPLEAB

<u>RESPONSE</u>	<u>PUNCH</u>	<u>03-07</u>	<u>2008</u>	<u>2009</u>	<u>2010</u>	<u>2011</u>	<u>2012</u>	<u>2013</u>	<u>2014</u>	<u>2016</u>	<u>2018</u>	<u>2021</u>	<u>2023</u>	<u>TOTAL</u>
Type A	0	0.0	0.0	0.0	0.0	0.0	0.0	0.0	0.0	50.3	51.0	49.7	51.3	10.4
Type B	1	0.0	0.0	0.0	0.0	0.0	0.0	0.0	0.0	49.7	49.0	50.3	48.7	10.1
IAP	-1	100.0	100.0	100.0	100.0	100.0	100.0	100.0	100.0	0.0	0.0	0.0	0.0	79.5
N		7276	1508	1599	1576	1535	1396	1294	1370	1051	1031	1205	1230	22071



Block ID			Household ID	
<input type="text"/>	<input type="text"/>	<input type="text"/>	-	<input type="text"/>

## Korean General Social Survey

The Survey Research Center (SRC) at Sungkyunkwan University is currently conducting the Korean General Social Survey (KGSS), a nationwide survey research project implemented each year. The purpose of this survey is to collect primary social data that can be widely used in cross-national comparative studies. Most Questions in this survey concern your opinions on some of the basic political, economic, and social phenomena. The survey also includes your opinion of National Identity, the 2003 modular topic of the International Social Survey Program (ISSP), in which 40 countries all over the world are participating currently.

Since We have selected our respondents in a way to best represent the people in this country, the result of this survey is likely to lose representativeness if you do not respond to this interview. We would like to ask your sincere cooperation so that this survey could produce valuable research data. Your answers will be kept strictly confidential and anonymous. We would really appreciate if you take time to answer every question in this survey.

July, 2003

**Survey Research Center, Sungkyunkwan University**

Director: Seok, Hyunho

Prof., Sungkyunkwan University

## Survey Research Center, Sungkyunkwan University

3-53 Myungryun-Dong, Jongno-Ku, Seoul 110-745, South Korea  
 (☎) + 82-2-760-1270 (Fax) + 82-2-744-6169 (E-mail) [src@dragon.skku.ac.kr](mailto:src@dragon.skku.ac.kr)  
 (Web) <http://www.src.re.kr>



※ To begin, I would like to ask you about how trustful you think this society is.

### RELIABO3

1. Generally, how trustful do you perceive this society to be? A score of 1 indicates a society that is hardly trustful, while a score of 10 indicates a society that is very trustful.

Hardly  
trustful

Middle

Very  
trustful

\_\_\_1\_\_\_ \_\_\_2\_\_\_ \_\_\_3\_\_\_ \_\_\_4\_\_\_ \_\_\_5\_\_\_ \_\_\_6\_\_\_ \_\_\_7\_\_\_ \_\_\_8\_\_\_ \_\_\_9\_\_\_ \_\_\_10\_\_\_

### HELPFUL

2. Would you say that most of the time people try to be helpful, or they are mostly just looking out for themselves?

- ① Try to be helpful (3) DEPENDS  
② Just look out for themselves (8) DON'T KNOW

### FAIR

3. Do you think most people would try to take advantage of you if they got a chance, or would they try to be fair?

- ① Would take advantage of you (3) DEPENDS  
② Would try to be fair (8) DON'T KNOW

### TRUST

4. Generally speaking, would you say that most people can be trusted or that you can't be too careful in dealing with people?

- ① Most people can be trusted (3) DEPENDS  
② Can't be too careful (8) DON'T KNOW

5. I am going to name some institutions in this country. As far as the people running these institutions are concerned, would you say you have a great deal of confidence, only some confidence, or hardly any confidence at all in them?

		A great deal confidence	Only some confidence	Hardly any confidence at all	DON'T KNOW
<b>CONBUS</b>	1) Major companies	___①___	___②___	___③___	___(8)___
<b>CONCLERG</b>	2) Organized religion	___①___	___②___	___③___	___(8)___
<b>CONEDUC</b>	3) Education	___①___	___②___	___③___	___(8)___
<b>CONLABOR</b>	4) Organized labor	___①___	___②___	___③___	___(8)___
<b>CONPRESS</b>	5) Newspaper	___①___	___②___	___③___	___(8)___
<b>CONTV</b>	6) TV	___①___	___②___	___③___	___(8)___
<b>CONMEDIC</b>	7) Medicine	___①___	___②___	___③___	___(8)___
<b>CONGOVT</b>	8) Executive branch of the national government	___①___	___②___	___③___	___(8)___
<b>CONLGOVT</b>	9) Local government	___①___	___②___	___③___	___(8)___
<b>CONLEGIS</b>	10) Congress	___①___	___②___	___③___	___(8)___
<b>CONJUDGE</b>	11) The Supreme Court	___①___	___②___	___③___	___(8)___
<b>CONSCI</b>	12) Scientific community	___①___	___②___	___③___	___(8)___
<b>CONARMY</b>	13) Military	___①___	___②___	___③___	___(8)___
<b>CONFINAN</b>	14) Banks and financial institutions	___①___	___②___	___③___	___(8)___
<b>CONBLUHO</b>	15) The Blue House	___①___	___②___	___③___	___(8)___
<b>CONCSO</b>	16) Civic Service Organizations	___①___	___②___	___③___	___(8)___



6. We are faced with many problems in this country, none of which can be solved easily or inexpensively. I'm going to name some of these problems, and for each one I'd like you to tell me whether you think we're spending too much money on it, too little money, or about the right amount. First, (READ ITEM 1)... are we spending too much, too little, or about the right amount on (ITEM)?

Too much	About right	Too little	DON'T KNOW
----------	-------------	------------	------------

<b>NATENVIR</b>	1) Improving and protecting the environment	①	②	③	⑧
<b>NATHEAL</b>	2) Improving and protecting the nation's health	①	②	③	⑧
<b>NATCITY</b>	3) Solving the problems of the big cities	①	②	③	⑧
<b>NATCRIME</b>	4) Halting the rising crime rate	①	②	③	⑧
<b>NATEDUC</b>	5) Improving the nation's education system	①	②	③	⑧
<b>NATARMS</b>	6) The military, armaments and defense	①	②	③	⑧
<b>NATFARE</b>	7) Welfare	①	②	③	⑧
<b>NATMASS</b>	8) Mass transportation	①	②	③	⑧
<b>NATPARK</b>	9) Parks and recreation	①	②	③	⑧
<b>NATCHILD</b>	10) Assistance for childcare	①	②	③	⑧

**SATPOL**

7. How satisfied are you with the present state of politics in South Korea?

- ① Very satisfied                                      ④ Somewhat dissatisfied  
② Somewhat satisfied                                ⑤ Very dissatisfied  
③ Neither satisfied nor dissatisfied             (8) DON'T KNOW

**SATECO**

8. How satisfied are you with the present state of the economy in South Korea?

- ① Very satisfied                                      ④ Somewhat dissatisfied  
② Somewhat satisfied                                ⑤ Very dissatisfied  
③ Neither satisfied nor dissatisfied             (8) DON'T KNOW

※ Now I would like to ask you about national politics and unification problems in South Korea.

## PARTYLR

9. To what degree do you think yourself politically liberal or conservative?

- ① Very liberal                                      ④ Somewhat conservative  
② Somewhat liberal                                ⑤ Very conservative  
③ Neither liberal nor conservative            (8) DON'T KNOW

**PRTYIDO3**

10. Currently which political party do you support most?

- ① United Liberal Democrats  
② Grand National Party  
③ National Alliance 21  
④ Millennium Democratic Party  
⑤ People's Party for Reform  
⑥ Democratic Labor Party  
(07)NONE OF THESE  
(77)OTHER (SPECIFY: )  
(88)DON'T KNOW



**PRTYPRO3**

(IF NONE OF THESE)

10.1. If you do not actively support any party, is there a party you usually feel favorable toward?

- ① United Liberal Democrats                      ⑤ People's Party for Reform  
 ② Grand National Party                      ⑥ Democratic Labor Party  
 ③ National Alliance 21                      ⑦ No favorable party  
 ④ Millennium Democratic Party              (77) OTHER (SPECIFY: \_\_\_\_\_)  
 (88) DON'T KNOW

**PRTYABO3**

11. Which party do you think has the ability to take political power in the next presidential election?

- ① United Liberal Democrats                      ⑤ People's Party for Reform  
 ② Grand National Party                      ⑥ Democratic Labor Party  
 ③ National Alliance 21                      (07) NONE OF THESE  
 ④ Millennium Democratic Party              (77) OTHER (SPECIFY: \_\_\_\_\_)  
 (88) DON'T KNOW

**VOTE02**

12. Did you vote in the last presidential election (Dec. 2002)?

- ① Voted                      ② Did not vote                      (8) REFUSED TO ANSWER

**CURGOV**

13. On the whole, how good do you think the current government is in administering state affairs?

- ① Very good                      ④ Somewhat poor  
 ② Somewhat good                      ⑤ Very poor  
 ③ Neither good nor poor                      (8) DON'T KNOW

14. Please tell me how well the government is handling each of the following issues:

		Very good	Somewhat good	Neither good nor poor	Somewhat poor	Very poor	DON'T KNOW
<b>EQWLTH</b>	1) Reducing income gaps between rich and poor	____①____	____②____	____③____	____④____	____⑤____	____(8)____
<b>FEPLYMT</b>	2) Expanding employment opportunities for women	____①____	____②____	____③____	____④____	____⑤____	____(8)____
<b>FIRMREG</b>	3) Deregulating business firms	____①____	____②____	____③____	____④____	____⑤____	____(8)____
<b>LABORRE</b>	4) Arbitrating labor conflicts	____①____	____②____	____③____	____④____	____⑤____	____(8)____
<b>CORRUPT</b>	5) Preventing corruption	____①____	____②____	____③____	____④____	____⑤____	____(8)____
<b>RGIONLSM</b>	6) Resolving regional conflicts	____①____	____②____	____③____	____④____	____⑤____	____(8)____
<b>PUBORDER</b>	7) Establishing public order	____①____	____②____	____③____	____④____	____⑤____	____(8)____
<b>TAXFAIR</b>	8) Maintaining just taxation policies	____①____	____②____	____③____	____④____	____⑤____	____(8)____
<b>NORTHPOL</b>	9) Policies toward North Korea	____①____	____②____	____③____	____④____	____⑤____	____(8)____



**NORTHWHO**

15. What do you think North Korea is to us? Please choose only one.

- ① A country to support                      ③ A country to guard against  
 ② A country to cooperate with           ④ A country to fight against  
 (8) DON'T KNOW

**SEDISTAN**

16. Which countries do you feel closest to among the following countries: U.S.A., Japan, North Korea, China, or Russia?

- ① U.S. A.                                      ④ China  
 ② Japan                                        ⑤ Russia  
 ③ North Korea                              (8) DON'T KNOW

**UNIFI**

17. To what extent is the unification between South and North Korea necessary?

- ① Very necessary                              ③ Not too necessary  
 ② Fairly necessary                            ④ Not necessary at all  
 (8) DON'T KNOW

**WARPOS**

18. How likely is it that another war will break out on the Korean Peninsula?

- ① Very likely                                   ③ Not too likely  
 ② Fairly likely                                ④ Not likely at all  
 (8) DON'T KNOW

※ Next, I'm going to ask you about several economic issues.

19. Which of the words from the box below comes to your mind first when you think of 'capitalism'? Which comes next?

① Material prosperity	② Corruption	③ Competition	④ Efficiency	⑤ Disparity between rich and poor
⑥ Ample opportunities	⑦ Exploitation	(77) OTHER (SPECIFY: _____)		

**IMACAP1** 1) First \_\_\_\_\_ (88) DON'T KNOW

**IMACAP2** 2) Second \_\_\_\_\_ (88) DON'T KNOW

20. How important is each of the following in order for business firms to win people's favor?

		Very important	Fairly important	Not too important	Not important at all	DON'T KNOW
<b>EXPINC</b>	1) Increasing exports	_____①_____	_____②_____	_____③_____	_____④_____	_____⑧_____
<b>EMPLINC</b>	2) Increasing employment	_____①_____	_____②_____	_____③_____	_____④_____	_____⑧_____
<b>HONESTAX</b>	3) Paying tax honestly	_____①_____	_____②_____	_____③_____	_____④_____	_____⑧_____
<b>STOCKRI</b>	4) Raising the value of their stock price	_____①_____	_____②_____	_____③_____	_____④_____	_____⑧_____
<b>TRANMANA</b>	5) Ensuring transparency in management	_____①_____	_____②_____	_____③_____	_____④_____	_____⑧_____
<b>GOODCOM</b>	6) Producing quality goods	_____①_____	_____②_____	_____③_____	_____④_____	_____⑧_____
<b>CEOIMAGE</b>	7) Projecting a good image of the CEO	_____①_____	_____②_____	_____③_____	_____④_____	_____⑧_____
<b>PUBSER</b>	8) Contributing to social welfare	_____①_____	_____②_____	_____③_____	_____④_____	_____⑧_____
<b>PROENV</b>	9) Protecting the environment	_____①_____	_____②_____	_____③_____	_____④_____	_____⑧_____



21. How important is each of the following for the success of business firms?

		Very important	Fairly important	Not too important	Not important at all	DON'T KNOW
<b>CEOLEAD</b>	1) CEO's leadership	_____①_____	_____②_____	_____③_____	_____④_____	_____⑧_____
<b>ABLEMEN</b>	2) Employment of talented workers	_____①_____	_____②_____	_____③_____	_____④_____	_____⑧_____
<b>SKILLS</b>	3) Technological capacity	_____①_____	_____②_____	_____③_____	_____④_____	_____⑧_____
<b>FINSTRUC</b>	4) Financial stability	_____①_____	_____②_____	_____③_____	_____④_____	_____⑧_____
<b>ETHMANA</b>	5) Ethical management	_____①_____	_____②_____	_____③_____	_____④_____	_____⑧_____
<b>BRAND</b>	6) Brand value	_____①_____	_____②_____	_____③_____	_____④_____	_____⑧_____
<b>RELGOV</b>	7) Relationship with government	_____①_____	_____②_____	_____③_____	_____④_____	_____⑧_____

#### **BIGECO**

22. How much do you think large corporations (business conglomerates) in South Korea have contributed to the national economy?

- |               |                |
|---------------|----------------|
| ① Very much   | ③ Not too much |
| ② Fairly much | ④ Not at all   |
|               | ⑧ DON'T KNOW   |

#### **BIGECOFU**

23. How much do you think large corporations (business conglomerates) in South Korea will contribute to the national economy in the future?

- |               |                |
|---------------|----------------|
| ① Very much   | ③ Not too much |
| ② Fairly much | ④ Not at all   |
|               | ⑧ DON'T KNOW   |

#### **BIGSIZE**

24. To what extent do you think large corporations (business conglomerates) in South Korea should become larger or smaller?

- |                             |                              |
|-----------------------------|------------------------------|
| ① Should be much larger     | ④ Should be somewhat smaller |
| ② Should be somewhat larger | ⑤ Should be much smaller     |
| ③ Should stay the same      | ⑧ DON'T KNOW                 |

#### **UNIONACT**

25. How stubborn or moderate do you think labor unions in South Korea are?

- |                                 |                     |
|---------------------------------|---------------------|
| ① Very stubborn                 | ④ Somewhat moderate |
| ② Somewhat stubborn             | ⑤ Very moderate     |
| ③ Neither stubborn nor moderate | ⑧ DON'T KNOW        |

#### **ECOPROS**

26. Do you think the economic conditions in South Korea will be much better, somewhat better, about the same, somewhat worse, or much worse?

- |                   |                  |
|-------------------|------------------|
| ① Much better     | ④ Somewhat worse |
| ② Somewhat better | ⑤ Much worse     |
| ③ About the same  | ⑧ DON'T KNOW     |



※ Next, I'm going to ask about your everyday life.

27. How important is each of these things in your life?

		Very important	Fairly important	Not too important	Not important at all	DON'T KNOW
<b>FAMILY</b>	1) Family	_____①_____	_____②_____	_____③_____	_____④_____	_____⑧_____
<b>FRIENDS</b>	2) Friends	_____①_____	_____②_____	_____③_____	_____④_____	_____⑧_____
<b>NEIGHBOR</b>	3) Neighbor	_____①_____	_____②_____	_____③_____	_____④_____	_____⑧_____
<b>WORK</b>	4) Work	_____①_____	_____②_____	_____③_____	_____④_____	_____⑧_____
<b>LEISURE</b>	5) Leisure time	_____①_____	_____②_____	_____③_____	_____④_____	_____⑧_____
<b>MONEY</b>	6) Money	_____①_____	_____②_____	_____③_____	_____④_____	_____⑧_____
<b>POWER</b>	7) Power	_____①_____	_____②_____	_____③_____	_____④_____	_____⑧_____
<b>EDUCATN</b>	8) Educational attainment	_____①_____	_____②_____	_____③_____	_____④_____	_____⑧_____
<b>HEALTH</b>	9) Health	_____①_____	_____②_____	_____③_____	_____④_____	_____⑧_____
<b>RELIGION</b>	10) Religion	_____①_____	_____②_____	_____③_____	_____④_____	_____⑧_____

#### NEWS

28. How often do you read the newspaper—every day, a few times a week, once a week, less than once a week, or never?

- |                      |                         |
|----------------------|-------------------------|
| ① Every day          | ④ Less than once a week |
| ② A few times a week | ⑤ Never                 |
| ③ Once a week        | (8) DON'T KNOW          |

#### NEWSKIND

(IF YOU READ THE NEWSPAPER)

28.1. Which sections do you read most?

- |                        |                             |
|------------------------|-----------------------------|
| ① National             | ⑤ Entertainment             |
| ② Politics             | ⑥ Culture                   |
| ③ Business and Finance | (77) OTHER (SPECIFY: _____) |
| ④ Sports               | (88) DON'T KNOW             |

#### TVHOUR/TVMINUTE/(TVMNTS)

29. On the average day, about how many hours do you personally watch television?

\_\_\_\_\_Hours \_\_\_\_\_Minutes (00) DON'T WATCH TV

#### TVKIND

(IF YOU WATCH TV)

29.1. What kind of program do you watch most?

- |                           |                             |
|---------------------------|-----------------------------|
| ① News and current events | ④ Education and documentary |
| ② Drama                   | ⑤ Sports                    |
| ③ Entertainment           | (77) OTHER (SPECIFY: _____) |
|                           | (88) DON'T KNOW             |

#### URBRURAL

30. Which of the categories below comes closest to the type of place you are living in now?

- |  |                                 |
|--|---------------------------------|
| ① A big city                             | ④ A country village             |
| ② The suburbs or outskirts of a big city | ⑤ A farm or home in the country |
| ③ A town or a small city                 | (8) DON'T KNOW                  |

#### RELIG

31. What is your religion?

- |   |              |            |               |
|---|--------------|------------|---------------|
| ① Buddhist  | ② Protestant | ③ Catholic | ④ No religion |
| (7) OTHER (SPECIFY RELIGION AND/OR CHURCH DENOMINATION) |              |            |               |



**ATTEND****(IF YOU HAVE A RELIGION)**

31.1. How often do you attend religious services?

- |                                   |                            |
|-----------------------------------|----------------------------|
| (01) A few times a week           | (05) Several times a year  |
| (02) Once a week                  | (06) Once a year           |
| (03) Twice or three times a month | (07) Less than once a year |
| (04) Once a month                 | (08) Never                 |
|                                   | (88) DON'T KNOW            |

**RELITEN**

31.2. Do you call yourself a strong, or not a very strong follower of your religion?

- |                     |                   |
|---------------------|-------------------|
| ① Strong            | ③ Not very strong |
| (2) Somewhat strong | (8) DON'T KNOW    |

※ Now, I would like to ask about you and your family.

**CLASS**

32. Which class do you think you belong to?

- |               |                 |               |                |
|---------------|-----------------|---------------|----------------|
| ① Upper-upper | ③ Upper- middle | ⑤ Upper-lower | (8) DON'T KNOW |
| ② Lower-upper | ④ Lower- middle | ⑥ Lower-lower |                |

**SATFIN**

33. We are interested in how people are getting along financially these days. So far as you and your family are concerned, how satisfied are you with your present financial situation?

- |                                      |                         |
|--------------------------------------|-------------------------|
| ① Very satisfied                     | ④ Somewhat dissatisfied |
| ② Somewhat satisfied                 | ⑤ Very dissatisfied     |
| ③ Neither satisfied nor dissatisfied | (8) DON'T KNOW          |

**FINALTER**

34. During the last few years, has your financial situation been getting much better, somewhat better, stayed the same, somewhat worse, or much worse?

- |                   |                  |
|-------------------|------------------|
| ① Much better     | ④ Somewhat worse |
| ② Somewhat better | ⑤ Much worse     |
| ③ Stayed the same | (8) DON'T KNOW   |

**FINRELA**

35. Compared with South Korean families in general, would you say your family income is—far below average, below average, average, above average, or far above average?

- |                     |                     |
|---------------------|---------------------|
| ① Far below average | ④ Above average     |
| ② Below average     | ⑤ Far above average |
| ③ Average           | (8) DON'T KNOW      |

**PARSOL**

36. Compared to your parents when they were the age you are now, do you think your own standard of living now is much better, somewhat better, about the same, somewhat worse, or much worse than theirs was?

- |                   |                  |
|-------------------|------------------|
| ① Much better     | ④ Somewhat worse |
| ② Somewhat better | ⑤ Much worse     |
| ③ About the same  | (8) DON'T KNOW   |



**KIDS**

37. Do you have children?

① Yes

② No

**KIDSSOL**

(IF YOU HAVE CHILDREN)

37.1. When your children are the age you are now, do you think their standard of living will be much better, somewhat better, about the same, somewhat worse, or much worse than yours is now?

① Much better

④ Somewhat worse

② Somewhat better

⑤ Much worse

③ About the same

(8) DON'T KNOW

**HOMPOP**

38. How many family members, including yourself, presently reside in your home? Do not include those who are temporarily living elsewhere due to schooling, employment, military service, etc.

NUMBER OF PERSONS: \_\_\_\_\_

**SEPAPOP**

39. Are there any family members in this household temporarily staying somewhere else right now? If there are, how many such persons are there?

NUMBER OF PERSONS: \_\_\_\_\_



40. I would like to ask about your relationship with your family members. Family members include those living in your house, living somewhere else, and those who are not blood-related to you but live in your house. Please answer the following questions accordingly. (WRITE DOWN THE PERSON'S RELATIONSHIP TO THE RESPONDENT FIRST, THEN ASK PERSON'S SEX, AGE, MARITAL STATUS, COHABITATION, THE REASON FOR LIVING ELSE COHERE, EMPLOYMENT STATUS, AND THE REASON FOR NOT WORKING. CHECK ANSWERS, OR RECORD THE CODE NUMBER OR HIS/HER RESPONSE.)

- 1) Relation to respondent
- 2) Is [PERSON] male or female?
- 3) How old is [PERSON]?
- 4) Is [PERSON] now never married, married, divorced, widowed, or separated?
- 5) Is [PERSON] living in your home, or is [PERSON] temporarily living elsewhere?
- 6) (IF [PERSON] IS TEMPORARILY STAYING ELSEWHERE) What is the primary reason for temporarily staying somewhere else?
- 7) Is [PERSON] currently working for pay?
- 8) (IF NOT WORKING) What is the primary reason for unemployment?

	1) Relation to respondent		2) Sex		3) Age	4) Marital status		5) Cohabitation Status			7) Employment status			
	Relation	Code	① M	② F		Status	Code	Cohabiting somewhere else	6) Reason for living elsewhere		Employed	Not employed	8) Reason for not working	
									Reason	Code			Reason	Code
1	RELATE		SEX		AGE	MARITAL		AWAY		WHYAWY		EMPLY		WHYNOE
2	RELATE2		GENDER2		OLD2	MAR2		AWAY2		WHYAWY2		EMPLY2		WHYNOE2
3	RELATE3		GENDER3		OLD3	MAR3		AWAY3		WHYAWY3		EMPLY3		WHYNOE3
4	RELATE4		GENDER4		OLD4	MAR4		AWAY4		WHYAWY4		EMPLY4		WHYNOE4
5	RELATE5		GENDER5		OLD5	MAR5		AWAY5		WHYAWY5		EMPLY5		WHYNOE5
6	RELATE6		GENDER6		OLD6	MAR6		AWAY6		WHYAWY6		EMPLY6		WHYNOE6
7	RELATE7		GENDER7		OLD7	MAR7		AWAY7		WHYAWY7		EMPLY7		WHYNOE7
8	RELATE8		GENDER8		OLD8	MAR8		AWAY8		WHYAWY8		EMPLY8		WHYNOE8
9	RELATE9		GENDER9		OLD9	MAR9		AWAY9		WHYAWY9		EMPLY9		WHYNOE9
10	RELATE10		GENDER10		OLD10	MAR10		AWAY10		WHYAWY10		EMPLY10		WHYNOE10

## &lt;&lt;CODE LISTS&gt;&gt;

1) Relation to respondent		4) Marital status	6) Reasons for living elsewhere	8) Reasons for not working	
(01) Respondent	(07) Parents	① Never married	(01) Schooling	(01) Under the school age	(06) Disabled
(02) Spouse	(08) Spouse's parents	② Married	(02) Employment	(02) Schooling	(07) Illness
(03) Children	(09) Siblings	③ Divorced	(03) Military service	(03) Staying at home	(08) Unemployed
(04) Children's spouse	(10) Spouse's siblings	④ Widowed	(04) Respondent's schooling	(04) Old age	(09) Retired
(05) Grand children	(11) Grand parents	⑤ Separated	(05) Respondent's employment	(05) Temporarily not working	(77) OTHER
(06) Grand children's spouse	(77) OTHER (SPECIFY: )		(77) OTHER (SPECIFY: )		(SPECIFY: )

HHWHO/HDHEAD/HHSEX/HHAGE/HHMARI/HHAWAY/HHWHYAWY/HHEMPLY/HHWHYNOE

40.9. Who is the household head?

(WRITE DOWN THE SERIAL NUMBER AND RELATION TO THE RESPONDENT FROM THE ABOVE TABLE)

SERIAL NUMBER: \_\_\_\_\_ RELATION TO RESPONDENT: \_\_\_\_\_

## UNRELAT

40.10. How many persons are there in your home who is not related to you? (ex. friends, neighbor, etc.)

NUMBER OF PERSONS: \_\_\_\_\_



※ Now, I would like to ask you about how much education you and your family members have received.

### EDUC

41. What is the highest level of school you have attended?

____ (00) NO FORMAL SCHOOL ____ (07) OTHERS (EX. SEODANG)	____ (01) Elementary school ____ (02) Junior high school ____ (03) High school	____ (04) Junior college (Two-year course) ____ (05) College (Four-year course) ____ (06) Graduate school
▼	<b>GRADUATE</b> 41.1 Did you graduate from this school, or are you currently attending?	
▼	____ ① Graduated	____ ② Dropped out ▼ <b>DROPYR</b> 41.2 In what grade did you drop out? GRADE ____
		____ ③ Currently attending ▼ <b>CURRYR</b> 41.3 What grade are you in? GRADE ____

### SPEDUC

42. What is the highest level of school your spouse has attended?

____ (99) NO SPOUSE ____ (00) NO FORMAL SCHOOL ____ (07) OTHERS (EX. SEODANG)	____ (01) Elementary school ____ (02) Junior high school ____ (03) High school	____ (04) Junior college (Two-year course) ____ (05) College (Four-year course) ____ (06) Graduate school
▼	<b>SPGRAD</b> 42.1 Did your spouse graduate from this school, or is your spouse currently attending?	
▼	____ ① Graduated	____ ② Dropped out ▼ <b>SPDROPYR</b> 42.2 In what grade did your spouse drop out? GRADE ____
		____ ③ Currently attending ▼ <b>SPCURRYR</b> 42.3 What grade is your spouse in? GRADE ____

### PAEDUC

43. What is the highest level of school your father has attended?

____ (00) NO FORMAL SCHOOL ____ (07) OTHERS (EX. SEODANG)	____ (01) Elementary school ____ (02) Junior high school ____ (03) High school	____ (04) Junior college (Two-year course) ____ (05) College (Four-year course) ____ (06) Graduate school
▼	<b>PAGRAD</b> 43.1 Did your father graduate from this school, or is he currently attending?	
▼	____ ① Graduated	____ ② Dropped out ▼ <b>PADROPYR</b> 43.2 In what grade did he drop out? GRADE ____
		____ ③ Currently attending ▼ <b>PACURRYR</b> 43.3 What grade is he in? GRADE ____

### MAEDUC

44. What is the highest level of school your mother has attended?

____ (00) NO FORMAL SCHOOL ____ (07) OTHERS (EX. SEODANG)	____ (01) Elementary school ____ (02) Junior high school ____ (03) High school	____ (04) Junior college (Two-year course) ____ (05) College (Four-year course) ____ (06) Graduate school
▼	<b>MAGRAD</b> 44.1 Did your mother graduate from this school, or is she currently attending?	
▼	____ ① Graduated	____ ② Dropped out ▼ <b>MADROPYR</b> 44.2 In what grade did she drop out? GRADE ____
		____ ③ Currently attending ▼ <b>MACURRYR</b> 44.3 What grade is she in? GRADE ____



※ Next, I am going to ask about your job.

# INCMR

45. Do you have a job that provides income?

① Yes ▼		② No ▼
<b>EMPED</b> 45.1 Do you work for someone else?		<b>UNSRCH</b>
① Yes ▼	② No ▼	45.14 During the last week, did you actively look for a job? ___ ① Yes ___ ② No
<b>WGSTAT</b> 45.2 What is your employment status? ___ ① Regular employee ___ ② Temporary employee ___ ③ Day labor	<b>SFSTAT</b> 45.9 Are you self-employed with no employees, self-employed with employees or working for the family? ___ ① Self-employed with no employees ___ ② Self-employed with employees ___ ③ Working for family without being paid	<b>WHYUNEM</b> 45.15 What is the reason for not working? ___ (01) Unemployed or temporarily not working (GO TO 45.16) ___ (02) Keeping house ___ (03) Schooling ___ (04) Old age ___ (05) Disabled ___ (77) OTHER(SPECIFY: )
<b>WGPTFL</b> 45.3 Are you working part time or full time? ___ ① Part-time ___ ② Full-time	<b>SFNOHI</b> (IF SELF-EMPLOYED WITH EMPLOYEES) 45.10 How many employees do you employ? NUMBER OF EMPLOYEES: _____	<b>UNWKHR</b> (IF UNEMPLOYED OR TEMPORARILY NOT WORKING) 45.16 How many hours a week did you work on average? HOURS: _____
<b>WGWKHR</b> 45.4 How many hours a week do you work on average? HOURS: _____		<b>UNWKEXA</b> 45.17 Were you employed continuously for at least one year? ___ ① Yes (GO TO 45.18) ___ ② No
<b>WGSTAB</b> 45.5 Is it possible to keep this job as long as you want? ___ ① Yes ___ ② No ___ (8) DON'T KNOW		
<b>WGSECT</b> 45.6 Are you employed by the government, a publicly owned firm, or a private firm (including non-profit organization)? ___ ① Government ___ ② Publicly owned firm ___ ③ Private firm ___ (8) DON'T KNOW		
<b>WGUNN</b> 45.7 Are you a union member? ___ ① Yes ___ ② No		
<b>WGNOEMP</b> 45.8. About how many people work at the location where you work now? Do not count the people outside your establishment and count part-time as well as full-time employees.  ___ (01) 1-4 ___ (06) 100-299 ___ (02) 5-9 ___ (07) 300-499 ___ (03) 10-19 ___ (08) 500-999 ___ (04) 20-49 ___ (09) more than 1,000 ___ (05) 50-99 ___ (88) DON'T KNOW		
<b>EMSUBO</b> 45.11 Do you have a subordinate at your workplace for whom you are directly responsible? ___ ① Yes ___ ② No ___ (8) DON'T KNOW		<b>UNSTAT</b> (IF EVER WORKED AS LONG AS ONE YEAR) 45.18 What type of company did you work? ___ ① Government ___ ② Publicly owned firm ___ ③ Private firm ___ ④ Self-employed
<b>RINCOME</b> 45.12 Before taxes and other deductions, what is your total monthly average income from this job? This includes your base pay, bonuses, and other allowances. (IF THE RESPONDENT DOES NOT HAVE A REGULAR MONTHLY INCOME (EX. FARMER), THEN DIVIDE THE ESTIMATED ANNUAL INCOME BY 12.) ABOUT _____ WON (CODE NO.: )		
<b>ROEARN</b> 45.13 Approximately how much monthly income is derived from sources other than the income from your job? (OTHER SOURCES OF INCOME INCLUDE INTEREST OR DIVIDENDS, PROPERTY INCOME, RENT, PENSION PAYMENTS, OR THE MONEY YOU PERSONALLY RECEIVE FROM SOMEBODY.) ABOUT _____ WON (CODE NO.: )		

## INDUSTRY/OCC

46. What kind of work do you normally do? What do you actually do in that job? If currently not working, tell me about your last job. (WRITE A DETAILED DESCRIPTION ABOUT THE RESPONDENT'S JOB AND THE CODE NUMBER FROM THE INDUSTRY AND OCCUPATIONAL CLASSIFICATION TABLE.)

- DETAILED DESCRIPTION OF THE RESPONDENT'S JOB: \_\_\_\_\_
- INDUSTRY CODE NUMBER: \_\_\_\_\_
- OCCUPATIONAL CODE NUMBER: \_\_\_\_\_



**SPINCMR**

47. Does your spouse have a job that provides income?

① Yes ▼		② No ▼
<b>SPEMPED</b> 47.1 Does your spouse work for someone else?		<b>SPUNSRCH</b>
① Yes ▼	② No ▼	47.12 During the last week, did your spouse actually look for a job? ___ ① Yes ___ ② No
<b>SPWGSTAT</b> 47.2 What is your spouse's employment status? ___ ① Regular employee ___ ② Temporary employee ___ ③ Day labor	<b>SPSFSTAT</b> 47.8 Is your spouse self-employed with no employees, self-employed with employees, or working for the family? ___ ① Self-employed with no employees ___ ② Self-employed with employees ___ ③ Working for family without being paid	<b>SPWUNEM</b> 47.13 What is the reason for not working? ___ (01) Unemployed or temporarily not working (GO TO 45.16) ___ (02) Keeping house ___ (03) Schooling ___ (04) Old age ___ (05) Disabled ___ (77) OTHER(SPECIFY: )
<b>SPWGPTFL</b> 47.3 Is your spouse working part time or full time? ___ ① Part-time ___ ② Full-time	<b>SPSFNOHI</b> (IF SELF-EMPLOYED WITH EMPLOYEES) 47.9 How many employees does your spouse employ? NUMBER OF EMPLOYEE: _____	<b>SPUNWKHR</b> (IF UNEMPLOYED OR TEMPORARILY NOT WORKING) 47.14 How many hours a week did your spouse work on average? HOURS: _____
<b>SPWGWKHR</b> 47.4 How many hours a week does your spouse work on average? HOURS: _____		<b>SPUNWKEA</b> (IF EVER WORKED AS LONG AS ONE YEAR) 47.15 Was your spouse employed continuously for at least one year? ___ ① Yes (GO TO 45.18) ___ ② No
<b>SPWGSTAB</b> 47.5 Is it possible to keep this job as long as your spouse wants? ___ ① Yes ___ ② No ___ (8) DON'T KNOW		<b>SPUNSTAT</b> 47.16 What type of company did your spouse work for lately? ___ ① Government ___ ② Publicly owned firm ___ ③ Private firm ___ ④ Self-employed
<b>SPWGSECT</b> 47.6 Is your spouse employed by the government, a publicly owned firm, or a private firm (including non-profit organization)? ___ ① Government ___ ② Publicly owned firm ___ ③ Private firm ___ (8) DON'T KNOW		
<b>SPWGUNN</b> 47.7 Is your spouse a union member? ___ ① Yes ___ ② No		
<b>SPINCOME</b> 47.10 Before taxes and other deductions, what is your spouse's total monthly average income from this job? This includes his/her base pay, bonuses, and other allowances. (IF THE RESPONDENT'S SPOUSE DOES NOT HAVE A REGULAR MONTHLY INCOME (EX. FARMER), DIVIDE THE ESTIMATED ANNUAL INCOME BY 12.) ABOUT _____ WON (CODE NO.: )		
<b>SPOEARN</b> 47.11 Approximately how much monthly income is derived from sources other than the income from his/her job? (OTHER SOURCES OF INCOME INCLUDE INTEREST OR DIVIDENDS, PROPERTY INCOME, RENT, PENSION PAYMENTS, OR THE MONEY YOU PERSONALLY RECEIVE FROM SOMEBODY.) ABOUT _____ WON (CODE NO.: )		

**SPIND/SPOCC**

48. What kind of work does your spouse normally do? What does he/she actually do in that job? If currently not working, tell me about his/her last job. (WRITE A DETAILED DESCRIPTION ABOUT HIS/HER JOB AND THE CODE NUMBER FROM THE INDUSTRY AND OCCUPATIONAL CLASSIFICATION TABLE.)

- DETAILED DESCRIPTION OF THE RESPONDENT'S JOB: \_\_\_\_\_
- INDUSTRY CODE NUMBER: \_\_\_\_\_
- OCCUPATIONAL CODE NUMBER: \_\_\_\_\_



**INCOME**

49. Before What is the approximate total monthly income of your household before tax deductions? Please include the income of all household members, including yourself, such as employment income, interest, property and rental income, pensions, various subsidies, or personal financial support received from others. (For agricultural income or similar, divide the annual income by 12 to enter the monthly amount. However, exclude household members who do not share finances.)

APPROXIMATELY: \_\_\_\_\_ WON (CODE NUMBER: \_\_\_\_\_ )

< CODES FOR TOTAL AVERAGE MONTHLY INCOME >			
(00) No income	(06) 2500,000 ~ 2990,000 won	(12) 5500,000 ~ 5990,000 won	(18) 8500,000 ~ 8990,000 won
(01) Less than 500,000 won	(07) 3000,000 ~ 3490,000 won	(13) 6000,000 ~ 6490,000 won	(19) 9000,000 ~ 9490,000 won
(02) 500,000 ~ 990,000 won	(08) 3500,000 ~ 3990,000 won	(14) 6500,000 ~ 6990,000 won	(20) 9500,000 ~ 9990,000 won
(03) 1000,000 ~ 1490,000 won	(09) 4000,000 ~ 4490,000 won	(15) 7000,000 ~ 7490,000 won	(77) More than ten million won
(04) 1500,000 ~ 1990,000 won	(10) 4500,000 ~ 4990,000 won	(16) 7500,000 ~ 7990,000 won	(HOW MUCH: _____ )
(05) 2000,000 ~ 2490,000 won	(11) 5000,000 ~ 5490,000 won	(17) 8000,000 ~ 8490,000 won	

※ Now, I am going to ask about your options regarding your job. Please tell me what you think even if you are not working currently.

50. Please check one box for each statement below to show how much you agree or disagree with it, thinking of work in general.

	Strongly agree	Agree	Neither Agree Nor Disagree	Disagree	Strongly Disagree	CAN'T CHOOSE
<b>WRKEARN</b> 1) A job is just a way of earning money - no more.	_____①_____	_____②_____	_____③_____	_____④_____	_____⑤_____	_____⑧_____
<b>WRKENJOY</b> 2) I would enjoy having a paid job even if I did not need the money.	_____①_____	_____②_____	_____③_____	_____④_____	_____⑤_____	_____⑧_____
<b>WRKIMP</b> 3) Work is a person's most important activity.	_____①_____	_____②_____	_____③_____	_____④_____	_____⑤_____	_____⑧_____

51. From the following list, please check one box for each item to show how important you personally think it is in a job. How important is...

	Very important	Important	Neither important Nor unimportant	Not important	Not important at all	CAN'T CHOOSE
<b>RSECJOB</b> 1) Job security	_____①_____	_____②_____	_____③_____	_____④_____	_____⑤_____	_____⑧_____
<b>RHINC</b> 2) High income	_____①_____	_____②_____	_____③_____	_____④_____	_____⑤_____	_____⑧_____
<b>RPPROMOTN</b> 3) Good opportunities for advancement	_____①_____	_____②_____	_____③_____	_____④_____	_____⑤_____	_____⑧_____
<b>RINTJOB</b> 4) An interesting job	_____①_____	_____②_____	_____③_____	_____④_____	_____⑤_____	_____⑧_____
<b>RWRKINDP</b> 5) A job that allows someone to work independently	_____①_____	_____②_____	_____③_____	_____④_____	_____⑤_____	_____⑧_____
<b>RHLPOTHS</b> 6) A job that allows someone to help other people	_____①_____	_____②_____	_____③_____	_____④_____	_____⑤_____	_____⑧_____
<b>RHLPSOC</b> 7) A job that is useful to society	_____①_____	_____②_____	_____③_____	_____④_____	_____⑤_____	_____⑧_____
<b>RFLEXHRS</b> 8) A job that allows someone to decide their times or days of work	_____①_____	_____②_____	_____③_____	_____④_____	_____⑤_____	_____⑧_____



52. Suppose you were working and could choose between different kinds of jobs. Which of the following would you personally choose?

<b>EMPSELF</b>	1) I would choose	Being an employee _____ (1) _____	Being self-employed _____ (2) _____	CAN'T CHOOSE _____ (8) _____
<b>SMALLBIG</b>	2) I would choose	Working in a small firm _____ (1) _____	Working in a large firm _____ (2) _____	CAN'T CHOOSE _____ (8) _____
<b>PRIPUB</b>	3) I would choose	Working in a private business _____ (1) _____	Working for the government or civil service _____ (2) _____	CAN'T CHOOSE _____ (8) _____
<b>FULLPART</b>	4) I would choose	A full-time job _____ (1) _____	A part-time job _____ (2) _____	CAN'T CHOOSE _____ (8) _____

#### FINDJOB

53. If you were looking actively, how easy or difficult do you think it would be for you to find an acceptable job?

- |                              |                    |
|------------------------------|--------------------|
| ① Very easy                  | ④ Fairly difficult |
| ② Fairly easy                | ⑤ Very difficult   |
| ③ Neither easy nor difficult | (8) CAN'T CHOOSE   |

※ The questions from Q.54 to Q.61 below are asked to wage workers (i.e., those who answered ① to Q.45.1). Those who did not answer ① to Q.45.1 should proceed to Q.62.

#### HOURLON

54. Think of the number of hours you work, and the money you earn in your main job, including any regular overtime. If you had only one of these three choices, which of following would you prefer?

- ① Work longer hours and earn more money  
 ② Work the same number of hours and earn the same money  
 ③ Work fewer hours and earn less money  
 (8) CAN'T CHOOSE

55. For each of these statements about your (main) job, please check one number to show how much you agree or disagree that it applies to your job.

	Strongly agree	Agree	Neither agree nor disagree	Disagree	Strongly disagree	CAN'T CHOOSE
<b>ATTJB1O3</b> 1) My job is secure.	_____ (1) _____	_____ (2) _____	_____ (3) _____	_____ (4) _____	_____ (5) _____	_____ (8) _____
<b>ATTJB2O3</b> 2) My income is high.	_____ (1) _____	_____ (2) _____	_____ (3) _____	_____ (4) _____	_____ (5) _____	_____ (8) _____
<b>ATTJOB3</b> 3) My opportunities for advancement are high.	_____ (1) _____	_____ (2) _____	_____ (3) _____	_____ (4) _____	_____ (5) _____	_____ (8) _____
<b>ATTJB4O3</b> 4) My job is interesting.	_____ (1) _____	_____ (2) _____	_____ (3) _____	_____ (4) _____	_____ (5) _____	_____ (8) _____
<b>ATTJOB5</b> 5) I can work independently.	_____ (1) _____	_____ (2) _____	_____ (3) _____	_____ (4) _____	_____ (5) _____	_____ (8) _____
<b>ATTJB6O3</b> 6) In my job, I can help other people.	_____ (1) _____	_____ (2) _____	_____ (3) _____	_____ (4) _____	_____ (5) _____	_____ (8) _____
<b>ATTJB7O3</b> 7) My job is useful to society.	_____ (1) _____	_____ (2) _____	_____ (3) _____	_____ (4) _____	_____ (5) _____	_____ (8) _____



56. Now some more questions about your working conditions. Please check one box for each item below to show how often it applied to your work.

How often...	Always	Often	Sometimes	Hardly ever	Never	CAN'T CHOOSE
<b>XHAUSTN</b> 1) do you come home from work exhausted?	___①___	___②___	___③___	___④___	___⑤___	___⑧___
<b>PHYSWRK</b> 2) do you have to do hard physical work?	___①___	___②___	___③___	___④___	___⑤___	___⑧___
<b>STRESS</b> 3) do you find your work stressful?	___①___	___②___	___③___	___④___	___⑤___	___⑧___
<b>DANGER</b> 4) do you work in dangerous conditions?	___①___	___②___	___③___	___④___	___⑤___	___⑧___

57. In general, how would you describe relations at your workplace...

	Very good	Quite good	Neither good Nor bad	Quite bad	Very bad	CAN'T CHOOSE
<b>REMAWRK</b> 1) between management and employees?	___①___	___②___	___③___	___④___	___⑤___	___⑧___
<b>REWRKWRK</b> 2) between co-workers/colleagues?	___①___	___②___	___③___	___④___	___⑤___	___⑧___

#### JOBSAT

58. How satisfied are you in your (main) job?

- |                                      |                           |
|--------------------------------------|---------------------------|
| ① Completely satisfied               | ⑤ Fairly dissatisfied     |
| ② Very satisfied                     | ⑥ Very dissatisfied       |
| ③ Fairly satisfied                   | ⑦ Completely dissatisfied |
| ④ Neither satisfied nor dissatisfied | (8) CAN'T CHOOSE          |

59. To what extent do you agree or disagree with each of the following statements, thinking of your workplace?

	Strongly agree	Agree	Neither agree nor disagree	Disagree	Strongly disagree	CAN'T CHOOSE
<b>HELPOGRI</b> 1) I am willing to work harder than I have to in order to help the firm or organization I work for succeed.	___①___	___②___	___③___	___④___	___⑤___	___⑧___
<b>PROUDWRK</b> 2) I am proud to be working for my firm or organization.	___①___	___②___	___③___	___④___	___⑤___	___⑧___
<b>BOASTWRK</b> 3) I would turn down another job that offered quite a bit more pay in order to stay with this organization.	___①___	___②___	___③___	___④___	___⑤___	___⑧___

60. To what extent do you agree or disagree with each of the following statements, thinking of your job?

	Strongly agree	Agree	Neither agree nor disagree	Disagree	Strongly disagree	CAN'T CHOOSE
<b>OCCCOM1</b> 1) I definitely want a career for myself in this occupation.	___①___	___②___	___③___	___④___	___⑤___	___⑧___
<b>OCCCOM2</b> 2) This is the ideal vocation for a life work.	___①___	___②___	___③___	___④___	___⑤___	___⑧___
<b>OCCCOM3</b> 3) If I could do it all over again, I would choose to work in this profession.	___①___	___②___	___③___	___④___	___⑤___	___⑧___



**ABSENT**

61. About how many days have you been absent from work in the last 6 months (not counting vacation)?  
 \_\_\_\_\_ DAYS

※ Next, I would like to ask your opinions on women and family matters.

62. To begin, I have some questions about women. To what extent do you agree or disagree...

	Strongly agree	Agree	Neither agree nor disagree	Disagree	Strongly disagree	CAN'T CHOOSE
<b>MAWRKWRM</b> 1) A working mother can establish just as warm and secure a relationship with her children as a mother who does not work.	_____①_____	_____②_____	_____③_____	_____④_____	_____⑤_____	_____⑥_____
<b>KIDSUFFR</b> 2) A pre-school child is likely to suffer if his or her mother works.	_____①_____	_____②_____	_____③_____	_____④_____	_____⑤_____	_____⑥_____
<b>FAMSUFFR</b> 3) All in all, family life suffers when the woman has a full-time job.	_____①_____	_____②_____	_____③_____	_____④_____	_____⑤_____	_____⑥_____
<b>HOMEKID</b> 4) A job is all right, but what most women really want is a home and children.	_____①_____	_____②_____	_____③_____	_____④_____	_____⑤_____	_____⑥_____
<b>HOUSEWRK</b> 5) Being a housewife is just as fulfilling as working for pay.	_____①_____	_____②_____	_____③_____	_____④_____	_____⑤_____	_____⑥_____
<b>FEJOBIND</b> 6) Having a job is the best way for a woman to be an independent person.	_____①_____	_____②_____	_____③_____	_____④_____	_____⑤_____	_____⑥_____
<b>FEWRKSUP</b> 7) Most women have to work these days to support their families.	_____①_____	_____②_____	_____③_____	_____④_____	_____⑤_____	_____⑥_____

63. And, to what extent do you agree or disagree...

	Strongly agree	Agree	Neither agree nor disagree	Disagree	Strongly disagree	CAN'T CHOOSE
<b>TWOINCS</b> 1) Both the man and woman should contribute to the household income.	_____①_____	_____②_____	_____③_____	_____④_____	_____⑤_____	_____⑥_____
<b>HUBBYWRK</b> 2) A man's job is to earn money; a woman's job is to look after the home and family.	_____①_____	_____②_____	_____③_____	_____④_____	_____⑤_____	_____⑥_____
<b>MRMOM</b> 3) It is not good if the man stays at home and cares for the children and the woman goes out to work.	_____①_____	_____②_____	_____③_____	_____④_____	_____⑤_____	_____⑥_____
<b>MEOVWRWK</b> 4) Family life often suffers because men concentrate too much on their work.	_____①_____	_____②_____	_____③_____	_____④_____	_____⑤_____	_____⑥_____



64. PLEASE ANSWER THIS QUESTION IF YOU HAVE EVER HAD CHILDREN. (IF YOU ARE MALE, TELL ME ABOUT YOUR SPOUSE'S EXPERIENCE.) Did you work outside the home full-time, part-time or not at all...

(9) NO CHILDREN

Worked full-time	Worked part-time	Stayed at home	CAN'T CHOOSE
---------------------	---------------------	-------------------	-----------------

<b>WRKNOKD</b>	1) After marrying and before you had children?	____(1)____	____(2)____	____(3)____	____(8)____
<b>WRKBABY</b>	2) When a child was under school age?	____(1)____	____(2)____	____(3)____	____(8)____
<b>WRKSCH</b>	3) After the youngest child started school?	____(1)____	____(2)____	____(3)____	____(8)____
<b>WRKGRWN</b>	4) After the children left home?	____(1)____	____(2)____	____(3)____	____(8)____

#### FEJOBFAFF

65. Some people say that because of past discrimination, women should be given preference in hiring and promotion. Others say that such preference in hiring and promotion of women is wrong because it discriminates against men. To what extent do you agree or disagree with the opinion that women should be given preference in hiring and promotion?

- |                              |                     |
|------------------------------|---------------------|
| ① Strongly agree             | ④ Somewhat disagree |
| ② Somewhat agree             | ⑤ Strongly disagree |
| ③ Neither agree nor disagree | (8) DON'T KNOW      |

66. To what extent do you agree or disagree...?

Strongly agree	Agree	Neither agree nor disagree	Disagree	Strongly disagree	CAN'T CHOOSE
-------------------	-------	----------------------------------	----------	----------------------	-----------------

<b>KIDJOY</b>	1) Watching children grow up is life's greatest joy.	____(1)____	____(2)____	____(3)____	____(4)____	____(5)____	____(8)____
<b>KIDNOFRE</b>	2) Having children interferes too much with the freedom of parents.	____(1)____	____(2)____	____(3)____	____(4)____	____(5)____	____(8)____
<b>KIDEMPTY</b>	3) People who have never had children lead empty lives.	____(1)____	____(2)____	____(3)____	____(4)____	____(5)____	____(8)____
<b>DIVIFKD1</b>	4) When there are children in the family, parents should stay together even if they don't get along.	____(1)____	____(2)____	____(3)____	____(4)____	____(5)____	____(8)____
<b>DIVNOKD1</b>	5) Even when there are no children, a married couple should stay together even if they don't get along.	____(1)____	____(2)____	____(3)____	____(4)____	____(5)____	____(8)____



67. To what extent do you agree or disagree...?

		Strongly agree	Agree	Neither agree nor disagree	Disagree	Strongly disagree	CAN'T CHOOSE
<b>MARHAPPY</b>	1) Married people are generally happier than unmarried people.	____①____	____②____	____③____	____④____	____⑤____	____⑧____
<b>MARFIN</b>	2) The main advantage of marriage is that it gives financial security.	____①____	____②____	____③____	____④____	____⑤____	____⑧____
<b>MARKIDS</b>	3) The main purpose of marriage these days is to have children.	____①____	____②____	____③____	____④____	____⑤____	____⑧____
<b>MARNOMAR</b>	4) It is better to have a bad marriage than no marriage at all.	____①____	____②____	____③____	____④____	____⑤____	____⑧____
<b>MARLEGIT</b>	5) People who want children ought to get married.	____①____	____②____	____③____	____④____	____⑤____	____⑧____
<b>SINGLPAR</b>	6) One parent can bring up a child as well as two parents together.	____①____	____②____	____③____	____④____	____⑤____	____⑧____
<b>COHABOK</b>	7) It is all right for a couple to live together without intending to get married.	____①____	____②____	____③____	____④____	____⑤____	____⑧____
<b>COHABFST</b>	8) It's a good idea for a couple who intend to get married to live together first.	____①____	____②____	____③____	____④____	____⑤____	____⑧____
<b>DIVBEST</b>	9) Divorce is usually the best solution when a couple can't seem to work out their marriage problems.	____①____	____②____	____③____	____④____	____⑤____	____⑧____

68. To what extent do you agree or disagree...?

		Strongly agree	Agree	Neither agree nor disagree	Disagree	Strongly disagree	CAN'T CHOOSE
<b>MAPAID</b>	1) Working women should receive paid maternity leave when they have a baby.	____①____	____②____	____③____	____④____	____⑤____	____⑧____
<b>CHLDCARE</b>	2) Families should receive financial benefits for child care when both parents work.	____①____	____②____	____③____	____④____	____⑤____	____⑧____
<b>ABCHOOSE</b>	3) A pregnant woman should be able to obtain a legal abortion for any reason whatsoever, if she chooses not to have the baby.	____①____	____②____	____③____	____④____	____⑤____	____⑧____

**HAPMAR**

69. Taking things all together, how would you describe your marriage? Would you say that your marriage is very happy, or not too happy?

- |                |                 |
|----------------|-----------------|
| ① Very happy   | ③ Not too happy |
| ② Pretty happy | (8) DON'T KNOW  |
|                | (0) NO SPOUSE   |



※ Next, I am going to ask some questions about groups you belong to and South Korea in general.

70. We are all part of different groups. Some are more important to us than others when we think of ourselves. In general, which in the following list is most important to you in describing who you are? And the second most important? And the third most important?

- (01) Your current or previous occupation (or being a homemaker).  
 (02) Your gender (that is, being a man/woman).  
 (03) Your age group (that is, Young, Middle Age, Old).  
 (04) Your religion (or being agnostic or atheist).  
 (05) Your preferred political party, group, or movement.  
 (06) Your nationality.  
 (07) Your family or marital status (that is, son/daughter, mother/father, grandfather/grandmother, husband/wife, widower/widow, not married, or other similar)  
 (08) Your social class (that is upper, middle, lower, working, or similar categories)  
 (09) The part of [COUNTRY] that you live in.

**IMPOGR1** 1) Most Important \_\_\_\_\_  
**IMPOGR2** 2) Second Most Important \_\_\_\_\_  
**IMPOGR3** 3) Third Most Important \_\_\_\_\_

71. How close do you feel to...

	Very close	Close	Not very close	Not close at all	CAN'T CHOOSE
<b>CLSETOWN</b> 1) Your town	____(1)____	____(2)____	____(3)____	____(4)____	____(8)____
<b>CLSECITY</b> 2) Your city/county	____(1)____	____(2)____	____(3)____	____(4)____	____(8)____
<b>CLSESTAT</b> 3) Your province	____(1)____	____(2)____	____(3)____	____(4)____	____(8)____
<b>CLSEKR</b> 4) South Korea	____(1)____	____(2)____	____(3)____	____(4)____	____(8)____
<b>CLSEASIA</b> 5) East Asia	____(1)____	____(2)____	____(3)____	____(4)____	____(8)____

72. How much do you agree or disagree with the following statements?

	Strongly agree	Agree	Neither agree nor disagree	Disagree	Strongly disagree	CAN'T CHOOSE
<b>KRCITIZN</b> 1) I would rather be a citizen of South Korea than of any other country in the world.	____(1)____	____(2)____	____(3)____	____(4)____	____(5)____	____(8)____
<b>KRSHAMED</b> 2) There are some things about South Korea today that make me feel ashamed of South Korea.	____(1)____	____(2)____	____(3)____	____(4)____	____(5)____	____(8)____
<b>BELIKEKR</b> 3) The world would be a better place if people from other countries were more like South Koreans.	____(1)____	____(2)____	____(3)____	____(4)____	____(5)____	____(8)____
<b>KRBETTER</b> 4) Generally speaking, South Korea is a better country than most other countries.	____(1)____	____(2)____	____(3)____	____(4)____	____(5)____	____(8)____
<b>IFWRONG</b> 5) People should support their country even if the country is in the wrong.	____(1)____	____(2)____	____(3)____	____(4)____	____(5)____	____(8)____
<b>KRSPORTS</b> 6) When my country does well in international sports, it makes me proud to be a South Korean.	____(1)____	____(2)____	____(3)____	____(4)____	____(5)____	____(8)____
<b>LESSPRD</b> 7) I am often less proud of South Korea than I would like to be	____(1)____	____(2)____	____(3)____	____(4)____	____(5)____	____(8)____



73. How proud are you of South Korea in each of the following?

	Very proud	Somewhat proud	Not very proud	Not proud at all	CAN'T CHOOSE
<b>PROUDEM</b> 1) The way democracy works	____(1)____	____(2)____	____(3)____	____(4)____	____(8)____
<b>PROUDPOL</b> 2) Its political influence in the world	____(1)____	____(2)____	____(3)____	____(4)____	____(8)____
<b>PROUDECO</b> 3) Economic achievements	____(1)____	____(2)____	____(3)____	____(4)____	____(8)____
<b>PROUDSSS</b> 4) Its social security system	____(1)____	____(2)____	____(3)____	____(4)____	____(4)____
<b>PROUDSCI</b> 5) Its scientific and technological achievements	____(1)____	____(2)____	____(3)____	____(4)____	____(8)____
<b>PROUDSPT</b> 6) Its achievements in sports	____(1)____	____(2)____	____(3)____	____(4)____	____(8)____
<b>PROUDART</b> 7) Its achievements in the arts and literature	____(1)____	____(2)____	____(3)____	____(4)____	____(8)____
<b>PROUDMIL</b> 8) Armed forces	____(1)____	____(2)____	____(3)____	____(4)____	____(8)____
<b>PROUDHIS</b> 9) Its history	____(1)____	____(2)____	____(3)____	____(4)____	____(8)____
<b>PROUDGRP</b> 10) Its fair and equal treatment of all groups in society	____(1)____	____(2)____	____(3)____	____(4)____	____(8)____

74. Some people say that the following things are important for being truly South Korean. Others say they are not important. How important do you think each of the following is...?

	Very important	Fairly Important	Not very important	Not important at all	CAN'T CHOOSE
<b>KRBORNIN</b> 1) to have been born in South Korea	____(1)____	____(2)____	____(3)____	____(4)____	____(8)____
<b>KRCIT</b> 2) to have South Korean citizenship	____(1)____	____(2)____	____(3)____	____(4)____	____(8)____
<b>KRLIVED</b> 3) to have lived in South Korea for most of one's life	____(1)____	____(2)____	____(3)____	____(4)____	____(8)____
<b>KRKOREAN</b> 4) to be able to speak South Korean	____(1)____	____(2)____	____(3)____	____(4)____	____(8)____
<b>KRCONFUC</b> 5) to comply with Confucian disciplines	____(1)____	____(2)____	____(3)____	____(4)____	____(8)____
<b>KRGOVT</b> 6) to respect South Korean political institutions and laws	____(1)____	____(2)____	____(3)____	____(4)____	____(8)____
<b>KRFEEL</b> 7) to feel South Korean	____(1)____	____(2)____	____(3)____	____(4)____	____(8)____
<b>KRANCSTR</b> 8) to have South Korean ancestry	____(1)____	____(2)____	____(3)____	____(4)____	____(8)____



75. How much do you agree or disagree with the following statements about relations between South Korea and other countries?

		Strongly agree	Agree	Neither agree nor disagree	Disagree	Strongly disagree	CAN'T CHOOSE
<b>IMPORTS</b>	1) South Korea should limit the import of foreign products in order to protect its national economy.	___①___	___②___	___③___	___④___	___⑤___	___(8)___
<b>WRLDGOVT</b>	2) For certain problems, like environment pollution, international bodies should have the right to enforce solutions.	___①___	___②___	___③___	___④___	___⑤___	___(8)___
<b>KROWNWAY</b>	3) South Korea should follow its own interests, even if this leads to conflicts with other nations.	___①___	___②___	___③___	___④___	___⑤___	___(8)___
<b>FORLAND</b>	4) Foreigners should not be allowed to buy land in South Korea.	___①___	___②___	___③___	___④___	___⑤___	___(8)___
<b>KRTV</b>	5) South Korean television should give preference to South Korean films and programs.	___①___	___②___	___③___	___④___	___⑤___	___(8)___

76. How much do you agree or disagree with the following statements?

		Strongly agree	Agree	Neither agree nor disagree	Disagree	Strongly disagree	CAN'T CHOOSE
<b>INTLNC</b>	1) Large international companies are doing more and more damage to local businesses in South Korea.	___①___	___②___	___③___	___④___	___⑤___	___(8)___
<b>FREETRDE</b>	2) Free trade leads to better products becoming available in South Korea.	___①___	___②___	___③___	___④___	___⑤___	___(8)___
<b>DECSORGS</b>	3) In general, South Korea should follow the decisions of international organizations to which it belongs, even if the government does not agree with them.	___①___	___②___	___③___	___④___	___⑤___	___(8)___
<b>POWRORGS</b>	4) International organizations are taking away too much power from the South Korean government.	___①___	___②___	___③___	___④___	___⑤___	___(8)___
<b>FORCULT</b>	5) Increased exposure to foreign films, music, and books is damaging our national and local cultures.	___①___	___②___	___③___	___④___	___⑤___	___(8)___
<b>INTERNET</b>	6) A benefit of the Internet is that it makes information available to more and more people worldwide.	___①___	___②___	___③___	___④___	___⑤___	___(8)___



※ Now I would like to ask a few questions about minorities in South Korea.

77. How much do you agree or disagree with the following statements?

Strongly agree	Agree	Neither agree nor disagree	Disagree	Strongly disagree	CAN'T CHOOSE
----------------	-------	----------------------------	----------	-------------------	--------------

**KRCULT** 1) It is impossible for people who do not share South Korean customs and traditions to become fully South Korean.

\_\_\_\_(1)\_\_\_\_    \_\_\_\_ (2)\_\_\_\_    \_\_\_\_ (3)\_\_\_\_    \_\_\_\_ (4)\_\_\_\_    \_\_\_\_ (5)\_\_\_\_    \_\_\_\_ (8)\_\_\_\_

**MINCULT** 2) Ethnic minorities should be given government assistance to preserve their customs and traditions.

\_\_\_\_(1)\_\_\_\_    \_\_\_\_ (2)\_\_\_\_    \_\_\_\_ (3)\_\_\_\_    \_\_\_\_ (4)\_\_\_\_    \_\_\_\_ (5)\_\_\_\_    \_\_\_\_ (8)\_\_\_\_

#### MELTPOTI

78. Some people say that it is better for a country if different racial and ethnic groups maintain their distinct customs and traditions. Others say that it is better if these groups adapt and blend into the larger society. Which of these views comes closer to your own?

① It is better for society if groups maintain their distinct customs and traditions.

② It is better if groups adapt and blend into the larger society.

(8) Don't know

79. There are different opinions about immigrants from other countries living in South Korea. How much do you agree or disagree with each of the following statements?

Strongly agree	Agree	Neither agree nor disagree	Disagree	Strongly disagree	CAN'T CHOOSE
----------------	-------	----------------------------	----------	-------------------	--------------

**IMMCRIME** 1) Immigrants increase crime rates.

\_\_\_\_(1)\_\_\_\_    \_\_\_\_ (2)\_\_\_\_    \_\_\_\_ (3)\_\_\_\_    \_\_\_\_ (4)\_\_\_\_    \_\_\_\_ (5)\_\_\_\_    \_\_\_\_ (8)\_\_\_\_

**IMMECON** 2) Immigrants are generally good for the South Korean economy.

\_\_\_\_(1)\_\_\_\_    \_\_\_\_ (2)\_\_\_\_    \_\_\_\_ (3)\_\_\_\_    \_\_\_\_ (4)\_\_\_\_    \_\_\_\_ (5)\_\_\_\_    \_\_\_\_ (8)\_\_\_\_

**IMMJOB** 3) Immigrants take jobs away from people who were born in South Korea.

\_\_\_\_(1)\_\_\_\_    \_\_\_\_ (2)\_\_\_\_    \_\_\_\_ (3)\_\_\_\_    \_\_\_\_ (4)\_\_\_\_    \_\_\_\_ (5)\_\_\_\_    \_\_\_\_ (8)\_\_\_\_

**IMMIDEAS** 4) Immigrants improve South Korean society by bringing in new ideas and cultures.

\_\_\_\_(1)\_\_\_\_    \_\_\_\_ (2)\_\_\_\_    \_\_\_\_ (3)\_\_\_\_    \_\_\_\_ (4)\_\_\_\_    \_\_\_\_ (5)\_\_\_\_    \_\_\_\_ (8)\_\_\_\_

**IMMCOSTS** 5) The government spends too much money assisting immigrants.

\_\_\_\_(1)\_\_\_\_    \_\_\_\_ (2)\_\_\_\_    \_\_\_\_ (3)\_\_\_\_    \_\_\_\_ (4)\_\_\_\_    \_\_\_\_ (5)\_\_\_\_    \_\_\_\_ (8)\_\_\_\_

#### LETINI

80. Do you think the number of immigrants to South Korea nowadays should be...

① Increased a lot

④ Reduced a little

② Increased a little

⑤ Reduced a lot

③ Remain the same as it is

(8) CAN'T CHOOSE



81. How much do you agree or disagree with the following statements?

Strongly agree	Agree	Neither agree nor disagree	Disagree	Strongly disagree	CAN'T CHOOSE
----------------	-------	----------------------------	----------	-------------------	--------------

**KIDSHERE** 1) Children born in South Korea of parents who are not citizens should have the right to become South Korean citizens.

\_\_\_\_\_①\_\_\_\_\_ \_\_\_\_\_②\_\_\_\_\_ \_\_\_\_\_③\_\_\_\_\_ \_\_\_\_\_④\_\_\_\_\_ \_\_\_\_\_⑤\_\_\_\_\_ \_\_\_\_\_⑧\_\_\_\_\_

**KIDSAWAY** 2) Children born abroad should have the right to become South Korean citizens if at least one of their parents is a South Korean citizen.

\_\_\_\_\_①\_\_\_\_\_ \_\_\_\_\_②\_\_\_\_\_ \_\_\_\_\_③\_\_\_\_\_ \_\_\_\_\_④\_\_\_\_\_ \_\_\_\_\_⑤\_\_\_\_\_ \_\_\_\_\_⑧\_\_\_\_\_

**IMMRGHTS** 3) Legal immigrants to South Korea who are not citizens should have the same rights as South Korean citizens.

\_\_\_\_\_①\_\_\_\_\_ \_\_\_\_\_②\_\_\_\_\_ \_\_\_\_\_③\_\_\_\_\_ \_\_\_\_\_④\_\_\_\_\_ \_\_\_\_\_⑤\_\_\_\_\_ \_\_\_\_\_⑧\_\_\_\_\_

**EXCLDIMM** 4) South Korea should take stronger measures to exclude illegal immigrants.

\_\_\_\_\_①\_\_\_\_\_ \_\_\_\_\_②\_\_\_\_\_ \_\_\_\_\_③\_\_\_\_\_ \_\_\_\_\_④\_\_\_\_\_ \_\_\_\_\_⑤\_\_\_\_\_ \_\_\_\_\_⑧\_\_\_\_\_

**KRPROUD**

82. How proud are you of being South Korean?

① Very proud

③ Not very proud

② Somewhat proud

④ Not proud at all

(8) CAN'T CHOOSE

## \* Finally I would like to ask about social inequality

83. In all countries, there are differences or even conflicts between different social groups. In your opinion, in South Korea how much conflict is there between...

Very strong conflicts	Strong conflicts	Not very strong conflicts	There are no conflicts	CAN'T CHOOSE
-----------------------	------------------	---------------------------	------------------------	--------------

**CONWLTH** 1) Poor people and rich people

\_\_\_\_\_①\_\_\_\_\_ \_\_\_\_\_②\_\_\_\_\_ \_\_\_\_\_③\_\_\_\_\_ \_\_\_\_\_④\_\_\_\_\_ \_\_\_\_\_⑧\_\_\_\_\_

**CONCLASS** 2) The working class and the middle class

\_\_\_\_\_①\_\_\_\_\_ \_\_\_\_\_②\_\_\_\_\_ \_\_\_\_\_③\_\_\_\_\_ \_\_\_\_\_④\_\_\_\_\_ \_\_\_\_\_⑧\_\_\_\_\_

**CONUNION** 3) Management and workers

\_\_\_\_\_①\_\_\_\_\_ \_\_\_\_\_②\_\_\_\_\_ \_\_\_\_\_③\_\_\_\_\_ \_\_\_\_\_④\_\_\_\_\_ \_\_\_\_\_⑧\_\_\_\_\_

**CONSOC** 4) People at the top of society and people at the bottom

\_\_\_\_\_①\_\_\_\_\_ \_\_\_\_\_②\_\_\_\_\_ \_\_\_\_\_③\_\_\_\_\_ \_\_\_\_\_④\_\_\_\_\_ \_\_\_\_\_⑧\_\_\_\_\_

**CONAGE** 5) Young people and older people

\_\_\_\_\_①\_\_\_\_\_ \_\_\_\_\_②\_\_\_\_\_ \_\_\_\_\_③\_\_\_\_\_ \_\_\_\_\_④\_\_\_\_\_ \_\_\_\_\_⑧\_\_\_\_\_

84. Do you agree or disagree with the following statements?

Strongly agree	Agree	Neither agree nor disagree	Disagree	Strongly disagree	CAN'T CHOOSE
----------------	-------	----------------------------	----------	-------------------	--------------

**INCGAP** 1) Differences in income in South Korea are too large.

\_\_\_\_\_①\_\_\_\_\_ \_\_\_\_\_②\_\_\_\_\_ \_\_\_\_\_③\_\_\_\_\_ \_\_\_\_\_④\_\_\_\_\_ \_\_\_\_\_⑤\_\_\_\_\_ \_\_\_\_\_⑧\_\_\_\_\_

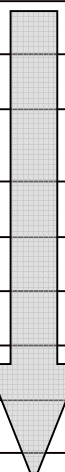
**GOVEQINC** 2) It is the responsibility of the government to reduce the differences in income between people with high incomes and those with low incomes.

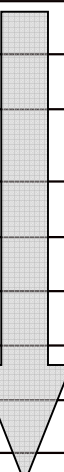
\_\_\_\_\_①\_\_\_\_\_ \_\_\_\_\_②\_\_\_\_\_ \_\_\_\_\_③\_\_\_\_\_ \_\_\_\_\_④\_\_\_\_\_ \_\_\_\_\_⑤\_\_\_\_\_ \_\_\_\_\_⑧\_\_\_\_\_



85. I would like to know what you think people in these jobs actually earn. Please write how much you think they usually earn each month before taxes. Many people are not exactly sure about this. Your best guess will be close enough. This may be difficult, but it is very important. So please try. (ASK ALL QUESTIONS ABOUT ACTUAL INCOME OF THE FOLLOWING OCCUPATIONS, THEN ASK Q.86.)

86. Next, what do you think people in these job sought to be paid - how much do you think they should earn each month before taxes, regardless of what they actually get...

	85. Please write in how much they ACTUALLY earn each month	
	AMOUNT	CODE
1) A skilled worker in a factory earns?	 won	<b>PAYSKILL</b>
2) A doctor in general practice?	won	<b>PAYDOC</b>
3) The chairman of a large national corporation?	won	<b>PAYEXEC</b>
4) A lawyer	won	<b>PAYLAW</b>
5) A salesclerk in a department store?	won	<b>PAYSALES</b>
6) The owner-manager of a large factory?	won	<b>PAYFCTRY</b>
7) A Supreme Court Justice?	won	<b>PAYJUDGE</b>
8) An unskilled worker in a factory?	won	<b>PAYUNSKL</b>
9) A member of the cabinet in the central government?	won	<b>PAYMINI</b>
10) People in your occupation ( <i>If not working now, please tell about your last occupation</i> )	won	<b>PAYROCC</b>
I have never worked ( )		

	86. Please write in how much they SHOULD earn each month	
	AMOUNT	CODE
	 won	<b>GIVSKILL</b>
	won	<b>GIVDOC</b>
	won	<b>GIVEXEC</b>
	won	<b>GIVLAW</b>
	won	<b>GIVSALES</b>
	won	<b>GIVFCTRY</b>
	won	<b>GIVJUDGE</b>
	won	<b>GIVUNSKL</b>
	won	<b>GIVMINI</b>
	won	<b>GIVROCC</b>

<<CODES FOR TOTAL AVERAGE MONTHLY INCOME>>

- |                                  |                                  |                                  |
|----------------------------------|----------------------------------|----------------------------------|
| (00) No income                   | (07) 3000,000 won ~ 3490,000 won | (14) 6500,000 won ~ 6990,000 won |
| (01) Less than 500,000 won       | (08) 3500,000 won ~ 3990,000 won | (15) 7000,000 won ~ 7490,000 won |
| (02) 500,000 won ~ 990,000 won   | (09) 4000,000 won ~ 4490,000 won | (16) 7500,000 won ~ 7990,000 won |
| (03) 1000,000 won ~ 1490,000 won | (10) 4500,000 won ~ 4990,000 won | (17) 8000,000 won ~ 8490,000 won |
| (04) 1500,000 won ~ 1990,000 won | (11) 5000,000 won ~ 5490,000 won | (18) 8500,000 won ~ 8990,000 won |
| (05) 2000,000 won ~ 2490,000 won | (12) 5500,000 won ~ 5990,000 won | (19) 9000,000 won ~ 9490,000 won |
| (06) 2500,000 won ~ 2990,000 won | (13) 6000,000 won ~ 6490,000 won | (20) 9500,000 won ~ 9990,000 won |
|                                  |                                  | (77) More than ten million won   |
- (SPECIFY: )

**JUSTPAY**

87. Is your pay just? I am not asking about what you do earn, nor what you would like to earn - but what you feel is just given your skills and effort. Is your pay? If not working now, please tell about your last job.

- ① Much less than is just
- ② A little less than is just
- ③ About just for me
- ④ A little more than is just
- ⑤ Much more than is just
- (0) NEVER HAD A JOB
- (8) CAN'T CHOOSE



88. In deciding how much people ought to earn, how important should each of these things be, in your opinion...

	Essential	Very important	Fairly important	Not very important	Not important at all	CAN'T CHOOSE
<b>PAYRESP</b> 1) How much responsibility goes with the job?	____①____	____②____	____③____	____④____	____⑤____	____⑧____
<b>PAYEDTRN</b> 2) The number of years spent in education and training?	____①____	____②____	____③____	____④____	____⑤____	____⑧____
<b>PAYSUP</b> 3) Whether the job requires supervising others?	____①____	____②____	____③____	____④____	____⑤____	____⑧____
<b>PAYFAM</b> 4) What is needed to support a family?	____①____	____②____	____③____	____④____	____⑤____	____⑧____
<b>PAYCHLD</b> 5) Whether the person has children to support?	____①____	____②____	____③____	____④____	____⑤____	____⑧____
<b>PAYDOJOB</b> 6) How well he or she does the job?	____①____	____②____	____③____	____④____	____⑤____	____⑧____
<b>PAYHARD</b> 7) How hard he or she works at the job?	____①____	____②____	____③____	____④____	____⑤____	____⑧____

#### GETAHEAD

89. Some people say that people get ahead by their own hard work; others say the lucky breaks or help from other people are more important. Which do you think is most important?

- ① Hard work most important  
 ③ Luck or help from other people most important  
 (2) HARD WORK, LUCK EQUALLY IMPORTANT  
 (8) DON'T KNOW

#### RANK

90. In our society there are groups which tend to be towards the top and groups which tend to be towards the bottom. Below is a scale that runs top to bottom. Where would you put yourself on this scale?

Bottom	Middle						Top		
____①____	____②____	____③____	____④____	____⑤____	____⑥____	____⑦____	____⑧____	____⑨____	____⑩____

#### RANK10

91. And ten years ago, where did you fit in then?

Bottom	Middle						Top		
____①____	____②____	____③____	____④____	____⑤____	____⑥____	____⑦____	____⑧____	____⑨____	____⑩____

92. I sometimes need to confirm that interviews were conducted. These questions will be used for that purpose. Your answers will remain confidential.

- What is your name? R'name:
- What is your phone number? R's phone #:



<<The following questions are asked to interviewers.

**Please answer these questions right after the interview is completed with no respondents present.>>**

93. Please answer a few questions about yourself.

- ID Number:
- Your name:
- Sex:                      \_\_\_\_ ① Male    \_\_\_\_ ② Female
- Age:
- Telephone number:
- Respondent's address:

94. Month and date you completed this interview: Month\_\_\_\_, Date\_\_\_\_, 2003

The time required:      From      To

95. How many visits did you make in order to complete this interview? (Write down details about each visit.)

First visit Date of visit: Month Date	Second visit Date of visit: Month Date	Third visit Date of visit: Month Date
Fourth visit Date of visit: Month Date	Fifth visit Date of visit: Month Date	

96. What was the final result of the interview?

- ① Completed                      ② Not completed (Reason: \_\_\_\_\_)

97. Were there any persons present during the interview? If so, who were those persons? Choose all that apply.

- 1) Children under 6
- 2) Older children
- 3) Spouse/partner
- 4) Other adults

98. In general, what was the respondent's attitude toward the interview?

- ① Friendly and interested
- ② Cooperative but not particularly interested
- ③ Impatient and restless
- ④ Hostile

99. How good was the respondent's understanding of the questions?

- ① Good  
② Fair  
③ Poor

100. How difficult was this case to get?

- ① Very easy                      ③ Somewhat difficult  
② Somewhat easy                ④ Very Difficult

101. Did the respondent take incentive that used as part of getting this case?

① Yes	② No
▼	
101.1 Which incentive did the respondent take?	
① Gift certificate      ② Folding calculator      ③ Compact calculator	



VARBlock ID			Household ID	
			-	

## Korean General Social Survey

The Survey Research Center (SRC) at Sungkyunkwan University is currently conducting the Korean General Social Survey (KGSS), a nationwide survey research project implemented each year. The purpose of this survey is to collect primary social data that can be widely used in cross-national comparative studies. Most Questions in this survey concern your opinions on some of the basic political, economic, and social phenomena. The survey also includes your opinion of Citizenship, the 2004 modular topic of the International Social Survey Program (ISSP), in which 39 countries all over the world are participating currently.

Since I have selected our respondents in a way to best represent the people in this country, the result of this survey is likely to lose representativeness if you do not respond to this interview. I would like to ask your sincere cooperation so that this survey could produce valuable research data. Your answers will be kept strictly confidential and anonymous. I would really appreciate if you take time to answer every question in this survey.

June, 2004

Survey Research Center, Sungkyunkwan University

Director: Seok, Hyunho  
Prof., Sungkyunkwan University

### Survey Research Center, Sungkyunkwan University

3-53 Myungryun-Dong, Jongno-Ku, Seoul 110-745, South Korea  
(☎) +82-2-760-1270 (Fax) +82-2-744-6169 (E-mail) [src@skku.edu](mailto:src@skku.edu)  
(Web) <http://www.src.re.kr>



※ To begin, I would like to ask you about how trustful you think this society is.

#### RELIABLE

1. Generally, how trustful do you perceive this society to be? A score of 0 indicates a society that is hardly trustful, while a score of 10 indicates a society that is very trustful.

Hardly trustful											Very trustful	DON'T KNOW
0	1	2	3	4	5	6	7	8	9	10		

#### HELPFUL

2. Would you say that most of the time people try to be helpful, or they are mostly just looking out for themselves?

① Try to be helpful	(3) DEPENDS
② Just look out for themselves	(8) DON'T KNOW

#### BEFAIR

3. How often do you think that people would try to take advantage of you if they got the chance, and how often would they try to be fair?

① Try to take advantage almost all of the time	③ Try to be fair most of the time
② Try to take advantage most of the time	④ Try to be fair almost all of the time
	(8) CAN'T CHOOSE

#### CANTRUST

4. Generally speaking, would you say that most people can be trusted or that you can't be too careful in dealing with people?

① People can almost always be trusted	③ You usually can't be too careful in dealing with people
② People can usually be trusted	④ You almost always can't be too careful in dealing with people
	(8) CAN'T CHOOSE

5. I am going to name some institutions in this country. As far as the people running these institutions are concerned, would you say you have a great deal of confidence, only some confidence, or hardly any confidence at all in them?

		A great deal confidence	Only some confidence	Hardly any confidence at all	DON'T KNOW
<b>CONBUS</b>	1) Major companies	①	②	③	(8)
<b>CONCLERG</b>	2) Organized religion	①	②	③	(8)
<b>CONEDUC</b>	3) Education	①	②	③	(8)
<b>CONLABOR</b>	4) Organized labor	①	②	③	(8)
<b>CONPRESS</b>	5) Newspaper	①	②	③	(8)
<b>CONTV</b>	6) TV	①	②	③	(8)
<b>CONMEDIC</b>	7) Medicine	①	②	③	(8)
<b>CONGOVT</b>	8) Executive branch of the national government	①	②	③	(8)
<b>CONLGOVT</b>	9) Local government	①	②	③	(8)
<b>CONLEGIS</b>	10) Congress	①	②	③	(8)
<b>CONJUDGE</b>	11) The Supreme Court	①	②	③	(8)
<b>CONSCI</b>	12) Scientific community	①	②	③	(8)
<b>CONARMY</b>	13) Military	①	②	③	(8)
<b>CONFINAN</b>	14) Banks and financial institutions	①	②	③	(8)
<b>CONBLUHO</b>	15) The Blue House	①	②	③	(8)
<b>CONCSO</b>	16) Civic Service Organizations	①	②	③	(8)



※ Now I would like to ask you about national politics and unification problems in South Korea.

**KRPROUD**

6. How proud are you of being South Korean?

- |                      |                        |
|----------------------|------------------------|
| ___ ① Very proud     | ___ ③ Not very proud   |
| ___ ② Somewhat proud | ___ ④ Not proud at all |
|                      | ___ (8) DON'T KNOW     |

**NORTHWHO**

7. What do you think North Korea is to us? Please choose only one.

- |                                   |                                  |
|-----------------------------------|----------------------------------|
| ___ ① A country to support        | ___ ③ A country to guard against |
| ___ ② A country to cooperate with | ___ ④ A country to fight against |
|                                   | ___ (8) DON'T KNOW               |

**SEDISTAN**

8. Which countries do you feel closest to among the following countries: U.S.A., Japan, North Korea, China, or Russia?

- |                   |                    |
|-------------------|--------------------|
| ___ ① U.S.A.      | ___ ④ China        |
| ___ ② Japan       | ___ ⑤ Russia       |
| ___ ③ North Korea | ___ (8) DON'T KNOW |

**SATPOL**

9. How satisfied are you with the present state of politics in South Korea?

- |  |                             |
|--|-----------------------------|
| ___ ① Very satisfied                     | ___ ④ Somewhat dissatisfied |
| ___ ② Somewhat satisfied                 | ___ ⑤ Very dissatisfied     |
| ___ ③ Neither satisfied nor dissatisfied | ___ (8) DON'T KNOW          |

**PRTYID04**

10. Currently which political party do you support most?

- |                                   |  |
|-----------------------------------|--|
| ___ ① United Liberal Democrats    | ___ ⑤ Democratic Labor Party                 |
| ___ ② Grand National Party        | ___ (6) OTHER (SPECIFY: _____)               |
| ___ ③ Millennium Democratic Party | ___ (7) NONE OF THESE ( <i>GO TO Q10.1</i> ) |
| ___ ④ Uri Party                   | ___ (8) DON'T KNOW                           |

**PRTYPR04**

*(IF NONE OF THESE)*

10.1 If you do not actively support any party, is there a party you usually feel favorable toward?

- |                                   |                                |
|-----------------------------------|--------------------------------|
| ___ ① United Liberal Democrats    | ___ ⑤ Democratic Labor Party   |
| ___ ② Grand National Party        | ___ (6) OTHER (SPECIFY: _____) |
| ___ ③ Millennium Democratic Party | ___ (7) NONE OF THESE          |
| ___ ④ Uri Party                   | ___ (8) DON'T KNOW             |

**PRTYAB04**

11. Which party do you think has the ability to take political power in the next presidential election?

- |                                   |                                |
|-----------------------------------|--------------------------------|
| ___ ① United Liberal Democrats    | ___ ⑤ Democratic Labor Party   |
| ___ ② Grand National Party        | ___ (6) OTHER (SPECIFY: _____) |
| ___ ③ Millennium Democratic Party | ___ (7) NONE OF THESE          |
| ___ ④ Uri Party                   | ___ (8) DON'T KNOW             |



**VOTE041**

12. Which party's candidate did you vote in the last April's National Assembly elections?

- ☐ ① United Liberal Democrats' candidate      ☐ ⑤ Democratic Labor Party's candidate  
☐ ② Grand National Party's candidate      ☐ ⑥ Independent candidate  
☐ ③ Millennium Democratic Party's candidate      ☐ (7) OTHER (SPECIFY: \_\_\_\_\_)  
☐ ④ Uri Party's candidate      ☐ (8) DID NOT VOTE A DISTRICT CANDIDATE  
    ☐ (99) NO VOTING RIGHT

**VOTE042**

13. Which party did you vote for representation?

- ☐ ① United Liberal Democrats      ☐ ⑤ Democratic Labor Party  
☐ ② Grand National Party      ☐ (6) OTHER (SPECIFY: \_\_\_\_\_)  
☐ ③ Millennium Democratic Party      ☐ (7) DID NOT VOTE FOR REPRESENTATION  
☐ ④ Uri Party      ☐ (99) NO VOTING RIGHT

**POLPROS**

14. Do you think the political conditions in South Korea will be much better, somewhat better, about the same, somewhat worse, or much worse?

- ☐ ① Much better      ☐ ④ Somewhat worse  
☐ ② Somewhat better      ☐ ⑤ Much worse  
☐ ③ About the same      ☐ (8) DON'T KNOW

**CURGOV**

15. On the whole, how good do you think the current government is in administering state affairs?

- ☐ ① Very good      ☐ ④ Somewhat poor  
☐ ② Somewhat good      ☐ ⑤ Very poor  
☐ ③ Neither good nor poor      ☐ (8) DON'T KNOW

16. Please tell me how well the government is handling each of the following issues:

		Very good	Somewhat good	Neither good nor poor	Somewhat poor	Very poor	DON'T KNOW
<b>EQWLTH</b>	1) Reducing income gaps between rich and poor	<input type="checkbox"/> ①	<input type="checkbox"/> ②	<input type="checkbox"/> ③	<input type="checkbox"/> ④	<input type="checkbox"/> ⑤	<input type="checkbox"/> (8)
<b>FEMPLYMT</b>	2) Expanding employment opportunities for women	<input type="checkbox"/> ①	<input type="checkbox"/> ②	<input type="checkbox"/> ③	<input type="checkbox"/> ④	<input type="checkbox"/> ⑤	<input type="checkbox"/> (8)
<b>FIRMREG</b>	3) Deregulating business firms	<input type="checkbox"/> ①	<input type="checkbox"/> ②	<input type="checkbox"/> ③	<input type="checkbox"/> ④	<input type="checkbox"/> ⑤	<input type="checkbox"/> (8)
<b>LABORRE</b>	4) Arbitrating labor conflicts	<input type="checkbox"/> ①	<input type="checkbox"/> ②	<input type="checkbox"/> ③	<input type="checkbox"/> ④	<input type="checkbox"/> ⑤	<input type="checkbox"/> (8)
<b>CORRUPT</b>	5) Preventing corruption	<input type="checkbox"/> ①	<input type="checkbox"/> ②	<input type="checkbox"/> ③	<input type="checkbox"/> ④	<input type="checkbox"/> ⑤	<input type="checkbox"/> (8)
<b>RGIONLSM</b>	6) Resolving regional conflicts	<input type="checkbox"/> ①	<input type="checkbox"/> ②	<input type="checkbox"/> ③	<input type="checkbox"/> ④	<input type="checkbox"/> ⑤	<input type="checkbox"/> (8)
<b>PUBORDER</b>	7) Establishing public order	<input type="checkbox"/> ①	<input type="checkbox"/> ②	<input type="checkbox"/> ③	<input type="checkbox"/> ④	<input type="checkbox"/> ⑤	<input type="checkbox"/> (8)
<b>TAXFAIR</b>	8) Maintaining just taxation policies	<input type="checkbox"/> ①	<input type="checkbox"/> ②	<input type="checkbox"/> ③	<input type="checkbox"/> ④	<input type="checkbox"/> ⑤	<input type="checkbox"/> (8)
<b>NORTHPOL</b>	9) Policies toward North Korea	<input type="checkbox"/> ①	<input type="checkbox"/> ②	<input type="checkbox"/> ③	<input type="checkbox"/> ④	<input type="checkbox"/> ⑤	<input type="checkbox"/> (8)

**PARTYLR**

17. To what degree do you think yourself politically liberal or conservative?

- ☐ ① Very liberal      ☐ ④ Somewhat conservative  
☐ ② Somewhat liberal      ☐ ⑤ Very conservative  
☐ ③ Neither liberal nor conservative      ☐ (8) DON'T KNOW



**POLNEWS**

18. How often do you read, listen, or watch political news of a newspaper, radio, television, or internet?

- ☐ (1) Everyday
 ☐ (4) Fewer than once a week  
☐ (2) 3-4 times a week
 ☐ (5) Never  
☐ (3) 1-2 times a week
 ☐ (8) CAN'T CHOOSE

※ Next, I'm going to ask you about several economic issues.

**SATECO**

19. How satisfied are you with the present state of the economy in South Korea?

- ☐ ① Very satisfied
 ☐ ④ Somewhat dissatisfied  
☐ ② Somewhat satisfied
 ☐ ⑤ Very dissatisfied  
☐ ③ Neither satisfied nor dissatisfied
 ☐ (8) DON'T KNOW

20. Which of the words from the box below comes to your mind first when you think of 'capitalism'? Which comes next? *(READ THE WORDS IN THE BOX AND WRITE DOWN THE CODE NUMBER.)*

- |                                   |                       |                |              |
|-----------------------------------|-----------------------|----------------|--------------|
| ① Material prosperity             | ② Corruption          | ③ Competition  | ④ Efficiency |
| ⑤ Disparity between rich and poor | ⑥ Ample opportunities | ⑦ Exploitation |              |

**IMACAP1** 1) First: ☐ (8) DON'T KNOW

**IMACAP2** 2) Second: ☐ (8) DON'T KNOW

**BIGECO**

21. How much do you think large corporations (business conglomerates) in South Korea have contributed to the national economy?

- ☐ ① Very much
 ☐ ③ Not too much  
☐ ② Fairly much
 ☐ ④ Not at all  
☐ (8) DON'T KNOW

**BIGECOFU**

22. How much do you think large corporations (business conglomerates) in South Korea will contribute to the national economy in the future?

- ☐ ① Very much
 ☐ ③ Not too much  
☐ ② Fairly much
 ☐ ④ Not at all  
☐ (8) DON'T KNOW

**BIGSIZE**

23. To what extent do you think large corporations (business conglomerates) in South Korea should become larger or smaller?

- ☐ ① Should be much larger
 ☐ ④ Should be somewhat smaller  
☐ ② Should be somewhat larger
 ☐ ⑤ Should be much smaller  
☐ ③ Should stay the same
 ☐ (8) DON'T KNOW



24. How important is each of the following in order for business firms to win people's favor?

		Very important	Fairly important	Not too important	Not important at all	DON'T KNOW
<b>EXPINC</b>	1) Increasing exports	____(1)____	____(2)____	____(3)____	____(4)____	____(8)____
<b>EMPLINC</b>	2) Increasing employment	____(1)____	____(2)____	____(3)____	____(4)____	____(8)____
<b>HONESTAX</b>	3) Paying tax honestly	____(1)____	____(2)____	____(3)____	____(4)____	____(8)____
<b>STOCKR</b>	4) Raising the value of their stock price	____(1)____	____(2)____	____(3)____	____(4)____	____(8)____
<b>TRANMANA</b>	5) Ensuring transparency in management	____(1)____	____(2)____	____(3)____	____(4)____	____(8)____
<b>GOODCOM</b>	6) Producing quality goods	____(1)____	____(2)____	____(3)____	____(4)____	____(8)____
<b>CEOIMAGE</b>	7) Projecting a good image of the CEO	____(1)____	____(2)____	____(3)____	____(4)____	____(8)____
<b>PUBSER</b>	8) Contributing to social welfare	____(1)____	____(2)____	____(3)____	____(4)____	____(8)____
<b>PROENV</b>	9) Protecting the environment	____(1)____	____(2)____	____(3)____	____(4)____	____(8)____

#### UNIONDSR

25. What kind of labor union do you think is the most desirable for the union activities in South Korea?

____(1) Company (firm) union	____(3) National union (Korea Confederation Trade Union, Federation of Korean Trade Union)
____(2) Industrial union (Korea Financial Industry Union, Korea Union of Teaching and Educational Workers, Korea Metal Worker's Federation, etc.)	____(8) DON'T KNOW

#### UNIONACT

26. How stubborn or moderate do you think labor unions are in South Korea?

____(1) Very stubborn	____(4) Somewhat moderate
____(2) Somewhat stubborn	____(5) Very moderate
____(3) Neither stubborn nor moderate	____(8) DON'T KNOW

#### ECOPROS

27. Do you think the economic conditions in South Korea will be much better, somewhat better, about the same, somewhat worse, or much worse?

____(1) Much better	____(4) Somewhat worse
____(2) Somewhat better	____(5) Much worse
____(3) About the same	____(8) DON'T KNOW

※ Next, I'm going to ask about your everyday life and family.

#### RELIG

28. What is your religion?

____(1) Buddhist	____(3) Catholic
____(2) Protestant	____(4) No religion ( <b>GO TO Q29</b> )
	____(5) OTHER (SPECIFY: _____)

#### ATTEND

(IF YOU HAVE A RELIGION)

28.1 How often do you attend religious services?

____(1) A few times a week	____(5) Several times a year
____(2) Once a week	____(6) Once a year
____(3) Two or three times a month	____(7) Less than once a year
____(4) Once a month	____(8) Never
	____(88) DON'T KNOW



**RELITEN**

28.2 Do you call yourself a strong, or not a very strong follower of your religion?

- ☐ ① Strong
 ☐ (3) Somewhat strong  
☐ ② Not very strong
 ☐ (8) DON'T KNOW

**URBRURAL**

29. Which of the categories below comes closest to the type of place you are living in now?

- ☐ ① A big city
 ☐ ④ A country village  
☐ ② The suburbs or outskirts of a big city
 ☐ ⑤ A farm or home in the country  
☐ ③ A town or a small city
 ☐ (8) DON'T KNOW

**CLASS**

30. Which class do you think you belong to?

- ☐ ① Upper-upper
 ☐ ③ Upper-middle
 ☐ ⑤ Upper-lower
 ☐ (8) DON'T KNOW  
☐ ② Lower-upper
 ☐ ④ Lower-middle
 ☐ ⑥ Lower-lower

**SATFIN**

31. So far as you and your family are concerned, how satisfied are you with your present financial situation?

- ☐ ① Very satisfied
 ☐ ④ Somewhat dissatisfied  
☐ ② Somewhat satisfied
 ☐ ⑤ Very dissatisfied  
☐ ③ Neither satisfied nor dissatisfied
 ☐ (8) DON'T KNOW

**FINALTER**

32. During the last few years, has your financial situation been getting much better, somewhat better, stayed the same, somewhat worse, or much worse?

- ☐ ① Much better
 ☐ ④ Somewhat worse  
☐ ② Somewhat better
 ☐ ⑤ Much worse  
☐ ③ Stayed the same
 ☐ (8) DON'T KNOW

**FINRELA**

33. Compared with South Korean families in general, would you say your family income is: far below average, below average, average, above average, or far above average?

- ☐ ① Far below average
 ☐ ④ Above average  
☐ ② Below average
 ☐ ⑤ Far above average  
☐ ③ Average
 ☐ (8) DON'T KNOW

**PARSOL**

34. Compared to your parents when they were the age you are now, do you think your own standard of living now is much better, somewhat better, about the same, somewhat worse, or much worse than theirs was?

- ☐ ① Much better
 ☐ ④ Somewhat worse  
☐ ② Somewhat better
 ☐ ⑤ Much worse  
☐ ③ About the same
 ☐ (8) DON'T KNOW

**KIDSSOL**

35. Do you have children? *(IF YOU HAVE CHILDREN)* When your children are the age you are now, do you think their standard of living will be much better, somewhat better, about the same, somewhat worse, or much worse than yours is now?

- ☐ ① Much better
 ☐ ④ Somewhat worse  
☐ ② Somewhat better
 ☐ ⑤ Much worse  
☐ ③ About the same
 ☐ (8) DON'T KNOW  
☐ (9) NO CHILDREN



**RANK**

36. In our society there are groups which tend to be towards the top and groups which tend to be towards the bottom.  
Below is a scale that runs top to bottom. Where would you put yourself on this scale?

Bottom										Top	DON'T KNOW
___1	___2	___3	___4	___5	___6	___7	___8	___9	___10		

**HAPMAR**

37. Taking things all together, how would you describe your marriage? Would you say that your marriage is very happy, or not too happy?

- |                   |                    |
|-------------------|--------------------|
| ___① Very happy   | ___③ Not too happy |
| ___② Pretty happy | ___(8) DON'T KNOW  |
|                   | ___(9) NO SPOUSE   |

**APPCSXB**

38. If you were to have only one child, would you prefer a boy or a girl?

- |             |                       |
|-------------|-----------------------|
| ___① A boy  | ___(3) DOESN'T MATTER |
| ___② A girl | ___(8) DON'T KNOW     |

**HOMPOP**

39. How many family members, including yourself, presently reside in your home? Do not include those who are temporarily living elsewhere due to schooling, employment, military service, etc.

**NUMBER OF PERSONS:** \_\_\_\_\_

**SEPAPOP**

40. Are there any family members in this household temporarily staying somewhere else right now? If there are, how many such persons are there?

**NUMBER OF PERSONS:** \_\_\_\_\_







※ Now, I would like to ask you about how much education you and your family members have received.

**EDUC 42.** What is the highest level of school you have attended?

____ (00) NO FORMAL SCHOOL ____ (07) OTHERS (EX. SEODANG)  ▼	____ (01) Elementary school      ____ (04) Junior college (Two or three-year course) ____ (02) Junior high school      ____ (05) College (Four-year course) ____ (03) High school      ____ (06) Graduate school ▼	
	<b>GRADUATE 42.1</b> Did you graduate from this school, or are you currently attending?	
	____ ① Graduated ▼	____ ② Dropped out ▼
	<b>DROPYR</b> 42.2 In what grade did you drop out? _____ GRADE	<b>CURRYR</b> 42.3 What grade are you in? _____ GRADE

**SPEDUC 43.** What is the highest level of school your spouse has attended?

____ (99) NO SPOUSE ____ (00) NO FORMAL SCHOOL ____ (07) OTHERS (EX. SEODANG)  ▼	____ (01) Elementary school      ____ (04) Junior college (Two or three-year course) ____ (02) Junior high school      ____ (05) College (Four-year course) ____ (03) High school      ____ (06) Graduate school ▼	
	<b>SPGRAD 43.1</b> Did your father graduate from this school, or is he currently attending?	
	____ ① Graduated ▼	____ ② Dropped out ▼
	<b>SPDROPYR</b> 43.2 In what grade did your spouse drop out? _____ GRADE	<b>SPCURRYR</b> 43.3 What grade is your spouse in? _____ GRADE

**PAEDUC 44.** What is the highest level of school your father has attended?

____ (00) NO FORMAL SCHOOL ____ (07) OTHERS (EX. SEODANG) ____ (88) DON'T KNOW  ▼	____ (01) Elementary school      ____ (04) Junior college (Two or three-year course) ____ (02) Junior high school      ____ (05) College (Four-year course) ____ (03) High school      ____ (06) Graduate school ▼	
	<b>PAGRAD 44.1</b> Did your father graduate from this school, or is he currently attending?	
	____ ① Graduated ▼	____ ② Dropped out ▼
	<b>PADROPYR</b> 44.2 In what grade did he drop out? _____ GRADE	<b>PACURRYR</b> 44.3 What grade is he in? _____ GRADE

**MAEDUC 45.** What is the highest level of school your mother has attended?

____ (00) NO FORMAL SCHOOL ____ (07) OTHERS (EX. SEODANG) ____ (88) DON'T KNOW  ▼	____ (01) Elementary school      ____ (04) Junior college (Two or three-year course) ____ (02) Junior high school      ____ (05) College (Four-year course) ____ (03) High school      ____ (06) Graduate school ▼	
	<b>MAGRAD 45.1</b> Did your mother graduate from this school, or is he currently attending?	
	____ ① Graduated ▼	____ ② Dropped out ▼
	<b>MADROPYR</b> 45.2 In what grade did she drop out? _____ GRADE	<b>MACURRYR</b> 45.3 What grade is she in? _____ GRADE



※ Next, I am going to ask about your job.

INCMR

46. Do you have a job that provides income?

____ ① Yes ▼		____ ② No ▼
<b>EMPED 46.1</b> Do you work for someone else?		
____ ① Yes ▼	____ ② No ▼	<b>UNSRCH</b>
<b>WGSTAT</b>	<b>SFSTAT</b>	46.13 During the last week, did you actively look for a job?
46.2 What is your employment status?	46.8 Are you working for the family, self-employed with no employees, or self-employed with employees?	____ ① Yes
____ ① Regular employee	____ ① Working for family without being paid	____ ② No
____ ② Temporary employee	____ ② Self-employed with no employees	<b>UNWKEX</b>
____ ③ Day labor	____ ③ Self-employed with employees	46.14 Have you ever worked for pay?
<b>WGPTFL</b>	<b>(GO TO Q 46.8.1)</b>	____ ① Yes
46.3 Are you working part time or full time?	<b>SFNOHI</b>	____ ② No <b>(GO TO Q49)</b>
____ ① Part-time      ____ ② Full-time	<b>(IF SELF-EMPLOYED WITH EMPLOYEES)</b>	<b>UNSTAT</b>
<b>WGWKHR</b>	46.8.1 How many employees do you employ?	46.15 What type of job did you have lately?
46.4 How many hours a week do you work on average?	NUMBER OF EMPLOYEES: ____	____ ① Worked for government
____ HOURS      ____ (88) DON'T KNOW	<b>SFPTFL</b>	____ ② Worked for private firm
<b>WGSTAB</b>	46.9 Are you working part time or full time?	____ ③ Worked for publicly owned firm
46.5 Is it possible to keep this job as long as you want?	____ ① Part-time	____ ④ Worked for non-profit organization
____ ① Yes      ____ ② No	____ ② Full-time	____ ⑤ Worked for family without being paid
____ (8) DON'T KNOW	<b>SFWKHR</b>	____ ⑥ Self-employed with no employees
<b>WGSECT</b>	46.10 How many hours a week do you work on average?	____ ⑦ Self-employed with employees
46.6 Are you employed by the government, a publicly owned firm, a private firm, or a non-profit organization?	____ HOURS      ____ (88) DON'T KNOW	<b>(GO TO Q46.15.1)</b>
____ ① Government		<b>UNNOHI</b>
____ ② Publicly owned firm		<b>(IF SELF-EMPLOYED WITH EMPLOYEES)</b>
____ ③ Private firm		46.15.1 How many employees did you employ?
____ ④ Non-profit organization		NUMBER OF EMPLOYEES: ____
<b>WGUNN</b>		<b>UNSUBO</b>
46.7 Are you a union member?		46.16 Did you have a subordinate at your workplace for whom you were directly responsible?
____ ① Yes		____ ① Yes
____ ② No <b>(GO TO Q46.7.1)</b>		____ ② No
<b>WGUNNP</b>		<b>UNWKHR</b>
<b>(IF NOT UNION MEMBER)</b>		46.17 How many hours a week did you work on average?
46.7.1 Were you a member of trade union before?		____ HOURS      ____ (88) DON'T KNOW
____ ① Yes      ____ ② No		
▼		
<b>EMSUBO</b>		
46.11 Do you have a subordinate at your workplace for whom you are directly responsible?		
____ ① Yes      ____ ② No		
<b>RINCOME</b>		
46.12 Before taxes and other deductions, what is your total monthly average income from this job? This includes your base pay, bonuses, and other allowances. <b>(IF THE RESPONDENT DOES NOT HAVE A REGULAR MONTHLY INCOME (EX. FARMER), THEN DIVIDE THE ESTIMATED ANNUAL INCOME BY 12.)</b>		
ABOUT _____ (CODE NO.: _____)      ____ (88) DON'T KNOW		



## &lt;CODES FOR TOTAL AVERAGE MONTHLY INCOME&gt;

(00) No income	(06) 2,500,000 ~ 2,990,000 won	(12) 5,500,000 ~ 5,990,000 won	(18) 8,500,000 ~ 8,990,000 won
(01) Less than 500,000 won	(07) 3,000,000 ~ 3,490,000 won	(13) 6,000,000 ~ 6,490,000 won	(19) 9,000,000 ~ 9,490,000 won
(02) 500,000 ~ 990,000 won	(08) 3,500,000 ~ 3,990,000 won	(14) 6,500,000 ~ 6,990,000 won	(20) 9,500,000 ~ 9,990,000 won
(03) 1,000,000 ~ 1,490,000 won	(09) 4,000,000 ~ 4,490,000 won	(15) 7,000,000 ~ 7,490,000 won	(21) More than ten million won
(04) 1,500,000 ~ 1,990,000 won	(10) 4,500,000 ~ 4,990,000 won	(16) 7,500,000 ~ 7,990,000 won	(HOW MUCH: _____)
(05) 2,000,000 ~ 2,490,000 won	(11) 5,000,000 ~ 5,490,000 won	(17) 8,000,000 ~ 8,490,000 won	

47. What kind of work do you normally do? What do you actually do in that job? If currently not working, tell me about your last job. *(WRITE A DETAILED DESCRIPTION ABOUT THE RESPONDENT'S JOB AND THE CODE NUMBER FROM THE INDUSTRY AND OCCUPATIONAL CLASSIFICATION TABLE.)*

INDUSTRY      47.1 INDUSTRY: \_\_\_\_\_ (CODE NUMBER: \_\_\_\_\_)  
 OCC            47.2 OCCUPATION: \_\_\_\_\_ (CODE NUMBER: \_\_\_\_\_)



**(AKE Q48 ONLY TO THE EMPLOYED <ANSWERED "① YES" TO Q46.1>. IF NOT EMPLOYED, GO TO Q49.)**

48. **(IF EMPLOYED)** Please indicate the extent to which you agree or disagree with each of the following statements about your jobs in the workplace.

\_\_\_\_(9) NOT EMPLOYED

Strongly agree	Agree	Neither agree nor disagree	Disagree	Strongly disagree	CAN'T CHOOSE
----------------	-------	----------------------------	----------	-------------------	--------------

<b>JOBSAT1</b>	1) I feel fairly well satisfied with my job.	①	②	③	④	⑤	(8)
<b>ATTJB104</b>	2) My job is secure.	①	②	③	④	⑤	(8)
<b>HLPORG04</b>	3) I am willing to work harder than I have to in order to help the organization I work for succeed.	①	②	③	④	⑤	(8)
<b>ATTJOB3</b>	4) My opportunities for advancement are high in this organization.	①	②	③	④	⑤	(8)
<b>ATTJOB5</b>	5) I can work independently in this organization.	①	②	③	④	⑤	(8)
<b>BSTWK04</b>	6) I would turn down another job that I was offered quite a bit more pay in order to stay with this organization.	①	②	③	④	⑤	(8)
<b>SKILUSE</b>	7) I can make use of my past work experience and/or job skills in this organization.	①	②	③	④	⑤	(8)
<b>JOBSAT2</b>	8) I find enjoyment in my job.	①	②	③	④	⑤	(8)
<b>FNDNEWJB</b>	9) If I was to look actively, I can easily find an acceptable job.	①	②	③	④	⑤	(8)
<b>ILM</b>	10) The practice of beginning at the bottom and working up is widespread in this organization.	①	②	③	④	⑤	(8)
<b>PRDWK04</b>	11) I am proud to be working for this organization.	①	②	③	④	⑤	(8)
<b>JOBSAT3</b>	12) Most days, I am enthusiastic about my job.	①	②	③	④	⑤	(8)
<b>AUTO2</b>	13) I can decide the time I start and finish work in this organization.	①	②	③	④	⑤	(8)
<b>TURNINT</b>	14) I am likely to try to find a job with another organization within the next 12 months.	①	②	③	④	⑤	(8)



## SPINCMR

49. Does your spouse have a job that provides income? \_\_\_\_\_(9) NO SPOUSE

<input type="radio"/> ① Yes ▼		<input type="radio"/> ② No ▼
<b>SPEMPED 49.1</b> Does your spouse work for someone else?		
<input type="radio"/> ① Yes ▼	<input type="radio"/> ② No ▼	<b>SPUNSRCH</b> 49.13 During the last week, did your spouse actively look for a job? <input type="radio"/> ① Yes <input type="radio"/> ② No <b>SPUNWKEX</b> 49.14 Has your spouse ever worked for pay? <input type="radio"/> ① Yes <input type="radio"/> ② No <i>(GO TO Q51)</i> <b>SPUNSTAT</b> 49.15 What type of job did your spouse have lately? <input type="radio"/> ① Worked for government <input type="radio"/> ② Worked for private firm <input type="radio"/> ③ Worked for publicly owned firm <input type="radio"/> ④ Worked for non-profit organization <input type="radio"/> ⑤ Worked for family without being paid <input type="radio"/> ⑥ Self-employed with no employees <input type="radio"/> ⑦ Self-employed with employees <i>(GO TO Q49.15.1)</i> <b>SPUNNOHI</b> <i>(IF SELF-EMPLOYED WITH EMPLOYEES)</i> 49.15.1 How many employees did your spouse employ? NUMBER OF EMPLOYEES: _____ <b>SPUNSUBO</b> 49.16 Did your spouse have a subordinate at the workplace for whom (he/she) was directly responsible? <input type="radio"/> ① Yes <input type="radio"/> ② No <input type="radio"/> (8) DON'T KNOW <b>SPUNWKHR</b> 49.17 How many hours a week did your spouse work on average? _____HOURS _____(88) DON'T KNOW
<b>SPWGSTAT</b> 49.2 What is your spouse's employment status? <input type="radio"/> ① Regular employee <input type="radio"/> ② Temporary employee <input type="radio"/> ③ Day labor <b>SPWGPFTL</b> 49.3 Is your spouse working part time or full time? <input type="radio"/> ① Part-time <input type="radio"/> ② Full-time <b>SPWGWKHR</b> 49.4 How many hours a week does your spouse work on average? _____HOURS _____(88) DON'T KNOW <b>SPWGSTAB</b> 49.5 Is it possible to keep this job as long as your spouse wants? <input type="radio"/> ① Yes _____(88) DON'T KNOW <input type="radio"/> ② No <b>SPWGSECT</b> 49.6 Is your spouse employed by the government, a publicly owned firm, a private firm, or a non-profit organization? <input type="radio"/> ① Government <input type="radio"/> ② Publicly owned firm <input type="radio"/> ③ Private firm <input type="radio"/> ④ Non-profit organization <b>SPWGUNN</b> 49.7 Is your spouse a union member? <input type="radio"/> ① Yes <input type="radio"/> ② No <i>(GO TO Q49.7.1)</i> <b>SPWGUNNP</b> <i>(IF NOT UNION MEMBER)</i> 49.7.1 Was your spouse a member of trade union before? <input type="radio"/> ① Yes <input type="radio"/> ② No ▼	<b>SPSFSTAT</b> 49.8 Is your spouse working for the family, self-employed with no employees or self-employed with employees? <input type="radio"/> ① Working for family without being paid <input type="radio"/> ② Self-employed with no employees <input type="radio"/> ③ Self-employed with employees <i>(GO TO Q49.8.1)</i> <b>SPSFNOHI</b> <i>(IF SELF-EMPLOYED WITH EMPLOYEES)</i> 49.8.1 How many employees does your spouse employ? NUMBER OF EMPLOYEES: _____ <b>SPSFPTFL</b> 49.9 Is your spouse working part time or full time? <input type="radio"/> ① Part-time <input type="radio"/> ② Full-time <b>SPSFWKHR</b> 49.10 How many hours a week does your spouse work on average? _____HOURS _____(88) DON'T KNOW ▼	
<b>SPEMSUBO</b> 49.11 Does your spouse have a subordinate at the workplace for whom (he/she) is directly responsible? <input type="radio"/> ① Yes <input type="radio"/> ② No <input type="radio"/> (8) DON'T KNOW <b>SPINCOME</b> 49.12 Before taxes and other deductions, what is your spouse's total monthly average income from this job? This includes (his/her) base pay, bonuses, and other allowances. <i>(IF THE RESPONDENT'S SPOUSE DOES NOT HAVE A REGULAR MONTHLY INCOME (EX. FARMER), DIVIDE THE ESTIMATED ANNUAL INCOME BY 12.)</i> ABOUT _____ (CODE NO.: _____) _____(88) DON'T KNOW		



50. What kind of work does your spouse normally do? What does (he/she) actually do in that job? If currently not working, tell me about (his/her) last job. **(WRITE A DETAILED DESCRIPTION ABOUT (HIS/HER) JOB AND THE CODE NUMBER FROM THE INDUSTRY AND OCCUPATIONAL CLASSIFICATION TABLE.)**

\_\_\_\_(9) NO SPOUSE

SPIND 50.1 INDUSTRY: \_\_\_\_\_ (CODE NUMBER: \_\_\_\_\_)  
SPOCC 50.2 OCCUPATION: \_\_\_\_\_ (CODE NUMBER: \_\_\_\_\_)

#### INCOME

51. What is the approximate total monthly income of your household before tax deductions? Please include the income of all household members, including yourself, such as employment income, interest, property and rental income, pensions, various subsidies, or personal financial support received from others. (For agricultural income or similar, divide the annual income by 12 to enter the monthly amount. However, exclude household members who do not share finances.)

APPROXIMATELY: \_\_\_\_\_ WON (CODE NUMBER: \_\_\_\_\_) \_\_\_\_\_(88) DON'T KNOW

※ Next, I would like to ask you about your family, relatives, friends, neighbours and acquaintances.

#### SIBNUM

52. I would like to begin with your brothers and sisters. How many adult brothers and/or sisters - I mean brothers or sisters who are age 18 and older - do you have? **(I MEAN BROTHERS AND SISTERS WHO ARE STILL ALIVE. PLEASE INCLUDE STEP-BROTHERS AND SISTERS, HALF-BROTHERS AND SISTERS AND ADOPTED BROTHERS AND SISTERS.)**

NUMBER OF BROTHER(S) AND SISTER(S) ALIVE: \_\_\_\_\_(0) None **(GO TO Q53)**

#### SIBMOST

**(IF YOU HAVE ADULT BROTHER(S) AND SISTER(S))**

- 52.1 Of your adult brothers and sisters, with whom do you have the most contact?

\_\_\_\_(1) With a brother \_\_\_\_\_(3) I have no contact with any adult brother or sister  
\_\_\_\_(2) With a sister **(GO TO Q53)**

#### SIBVISIT

- 52.1.1 How often do you see or visit this brother or sister?

\_\_\_\_(1) He/she lives in the same household as I do **(GO TO Q53)**  
\_\_\_\_(2) Daily \_\_\_\_\_(5) At least once a month  
\_\_\_\_(3) At least several times a week \_\_\_\_\_(6) Several times a year  
\_\_\_\_(4) At least once a week \_\_\_\_\_(7) Less often

#### SIBCALL

- 52.1.2 How often do you have any other contact with this brother or sister besides visiting, either by telephone, letter, fax or e-mail?

\_\_\_\_(1) Daily \_\_\_\_\_(4) At least once a month  
\_\_\_\_(2) At least several times a week \_\_\_\_\_(5) Several times a year  
\_\_\_\_(3) At least once a week \_\_\_\_\_(6) Less often

#### KIDNUM

53. Now some questions about your children who are aged 18 and older. How many children age 18 and older do you have? **(I MEAN CHILDREN WHO ARE STILL ALIVE. PLEASE INCLUDE STEP-CHILDREN AND ADOPTED CHILDREN.)**

NUMBER OF CHILDREN AGED 18 AND OLDER: \_\_\_\_\_(0) None **(GO TO Q54)**

#### KIDMOST

**(IF YOU HAVE CHILDREN AGED 18 AND OLDER)**

- 53.1 Of your children aged 18 and older, with whom do you have the most contact?

\_\_\_\_(1) With a son \_\_\_\_\_(3) I have no contact with any of my adult children  
\_\_\_\_(2) With a daughter **(GO TO Q54)**



**KIDVISIT**

53.1.1 How often do you see this son or daughter?

- ☐ (1) He/she lives in the same household as I do (*GO TO Q54*)  
☐ (2) Daily ☐ (5) At least once a month  
☐ (3) At least several times a week ☐ (6) Several times a year  
☐ (4) At least once a week ☐ (7) Less often

**KIDCALL**

53.1.2 How often do you have any other contact with this son or daughter besides visiting, either by telephone, letter, fax or e-mail?

- ☐ (1) Daily ☐ (4) At least once a month  
☐ (2) At least several times a week ☐ (5) Several times a year  
☐ (3) At least once a week ☐ (6) Less often

**PAVISIT1**

54. And now some questions about your father. How often do you see or visit your father?

- ☐ (1) He lives in the same household as I do (*GO TO Q55*) ☐ (6) Several times a year  
☐ (2) Daily ☐ (7) Less often  
☐ (3) At least several times a week ☐ (8) Never  
☐ (4) At least once a week ☐ (9) My father is no longer alive  
☐ (5) At least once a month ☐ (10) I don't know where my father lives } (*GO TO Q55*)

**PACALL1**

54.1 And how often do you have any other contact with your father besides visiting, either by telephone, letter, fax or e-mail?

- ☐ (1) Daily ☐ (4) At least once a month  
☐ (2) At least several times a week ☐ (5) Several times a year  
☐ (3) At least once a week ☐ (6) Less often  
☐ (7) Never

**MAVISIT1**

55. And now some questions about your mother. How often do you see or visit your mother?

- ☐ (1) She lives in the same household as I do (*GO TO Q56*) ☐ (6) Several times a year  
☐ (2) Daily ☐ (7) Less often  
☐ (3) At least several times a week ☐ (8) Never  
☐ (4) At least once a week ☐ (9) My mother is no longer alive  
☐ (5) At least once a month ☐ (10) I don't know where my mother lives } (*GO TO Q56*)

**MACALL1**

55.1 And how often do you have any other contact with your mother besides visiting, either by telephone, letter, fax or e-mail?

- ☐ (1) Daily ☐ (4) At least once a month  
☐ (2) At least several times a week ☐ (5) Several times a year  
☐ (3) At least once a week ☐ (6) Less often  
☐ (7) Never



56. Now some questions about your contact with other relatives. Please indicate how often you have been in contact with any of the following types of relatives in the last four weeks.

	More than twice in last 4 weeks	Once or twice in last 4 weeks	Not at all in last 4 weeks	I HAVE NO LIVING RELATIVE OF THIS TYPE
<b>UAFCONT</b> 1) Paternal uncles or aunts	____①____	____②____	____③____	____(8)____
<b>UAMCONT</b> 2) Maternal uncles or aunts	____①____	____②____	____③____	____(8)____
<b>COUSINS</b> 3) Cousins	____①____	____②____	____③____	____(8)____
<b>PARSLAW</b> 4) Parents-in-law	____①____	____②____	____③____	____(8)____
<b>SIBINLAW</b> 5) Brothers- or sisters-in-law	____①____	____②____	____③____	____(8)____
<b>NIECENEP</b> 6) Nieces and nephews	____①____	____②____	____③____	____(8)____

※ Now I would like to ask you about people you know, other than your family and relatives.

**COWRKFRD**

*(ASK Q57 ONLY TO PEOPLE WORKING FOR PAY. IF NOT WORKING, GO TO Q58.)*

57. Thinking about people at your work place, how many of them are close friends of yours?

NUMBER OF CLOSE FRIENDS AT WORK PLACE: \_\_\_\_\_ (0) None \_\_\_\_\_ (99) NOT WORKING FOR PAY

**NEIFRD**

58. Thinking now of people who live near you - in your neighbourhood or district: How many of these people are close friends of yours?

NUMBER OF FRIENDS WHO LIVE NEAR YOU: \_\_\_\_\_ (0) None

**OTHFRD**

59. How many other close friends do you have - apart from those at work, in your neighbourhood, or family members?

Think, for instance, of school friends, friends at club, church, or the like.

NUMBER OF CLOSE FRIENDS: \_\_\_\_\_ (0) None

**BESTFRD**

60. Now think about your best friend (but not your partner), who is the friend you feel closest to?

\_\_\_\_(1) A male relative

\_\_\_\_(3) A man who is not a relative

\_\_\_\_(2) A female relative

\_\_\_\_(4) A woman who is not a relative

\_\_\_\_(5) I DON'T HAVE A CLOSE FRIEND *(GO TO Q61)*

**BSTVISIT**

60.1 How often do you see or visit this friend?

\_\_\_\_(1) He/she lives in the same household as I do *(GO TO Q61)* \_\_\_\_ (5) At least once a month

\_\_\_\_(2) Daily \_\_\_\_ (6) Several times a year

\_\_\_\_(3) At least several times a week \_\_\_\_ (7) Less often

\_\_\_\_(4) At least once a week \_\_\_\_ (8) Never

**BSTCALL**

60.2 And how often do you have any other contact with this friend besides visiting, either by telephone, letter, fax or e-mail?

\_\_\_\_(1) Daily \_\_\_\_ (5) Several times a year

\_\_\_\_(2) At least several times a week \_\_\_\_ (6) Less often

\_\_\_\_(3) At least once a week \_\_\_\_ (7) Never

\_\_\_\_(4) At least once a month







65. Please indicate how important or not it is for close friends of yours to be each of the following.

	Extremely important	Very important	Fairly important	Not too important	Not at all important
<b>FRDTHINK</b> 1) Someone who is intelligent and makes me think	___①___	___②___	___③___	___④___	___⑤___
<b>FRDHELPS</b> 2) Someone who helps me get things done	___①___	___②___	___③___	___④___	___⑤___
<b>FRDKNOWS</b> 3) Someone who really understands me	___①___	___②___	___③___	___④___	___⑤___
<b>FRDENJOY</b> 4) Someone who is enjoyable company	___①___	___②___	___③___	___④___	___⑤___

66. Please indicate how much you agree or disagree with each of the following statements.

	Strongly agree	Agree	Neither agree or disagree	Disagree	Strongly disagree	CAN'T CHOOSE
<b>KIDPARS</b> 1) Adult children have a duty to look after their elderly parents	___①___	___②___	___③___	___④___	___⑤___	___(8)___
<b>FIRSTYOU</b> 2) You should take care of yourself and your family first, before helping other people	___①___	___②___	___③___	___④___	___⑤___	___(8)___
<b>HELPPFRDS</b> 3) People who are better off should help friends who are less well off	___①___	___②___	___③___	___④___	___⑤___	___(8)___
<b>USEFRDS</b> 4) It is all right to develop friendships with people just because you know they can be of use to you	___①___	___②___	___③___	___④___	___⑤___	___(8)___

67. To what extent do you think the following things should or should not be the government's responsibility?

	Definitely should be	Probably should be	Probably should not be	Definitely should not be	CAN'T CHOOSE
<b>AIDKIDS</b> 1) Provide childcare for everyone who wants it	___①___	___②___	___③___	___④___	___(8)___
<b>AIDOLD</b> 2) Provide a decent standard of living for the old	___①___	___②___	___③___	___④___	___(8)___

※ Next, I would like to ask you about people's rights and duties.

68. There are different opinions as to what it takes to be a good citizen. As far as you are concerned personally on a scale of 1 to 7, where 1 is not at all important and 7 is very important, how important is it?

	Not at all important						Very important	CAN'T CHOOSE
<b>VOTEELEC</b> 1) Always to vote in elections	___①___	___②___	___③___	___④___	___⑤___	___⑥___	___⑦___	___(8)___
<b>PAYTAXES</b> 2) Never to try to evade taxes	___①___	___②___	___③___	___④___	___⑤___	___⑥___	___⑦___	___(8)___
<b>OBEYLAWS</b> 3) Always to obey laws and regulations	___①___	___②___	___③___	___④___	___⑤___	___⑥___	___⑦___	___(8)___
<b>WATCHGOV</b> 4) To keep watch on the actions of government	___①___	___②___	___③___	___④___	___⑤___	___⑥___	___⑦___	___(8)___
<b>ACTASSOC</b> 5) To be active in social or political associations	___①___	___②___	___③___	___④___	___⑤___	___⑥___	___⑦___	___(8)___
<b>OTHREASN</b> 6) To try to understand the reasoning of people with other opinions	___①___	___②___	___③___	___④___	___⑤___	___⑥___	___⑦___	___(8)___
<b>BUYPOL</b> 7) To choose products for political, ethical or environmental reasons, even if they cost a bit more	___①___	___②___	___③___	___④___	___⑤___	___⑥___	___⑦___	___(8)___
<b>HELPPKR</b> 8) To help people in South Korea who are worse off than yourself	___①___	___②___	___③___	___④___	___⑤___	___⑥___	___⑦___	___(8)___
<b>HELPPWRLD</b> 9) To help people in the rest of the world who are worse off than yourself	___①___	___②___	___③___	___④___	___⑤___	___⑥___	___⑦___	___(8)___
<b>MILSERVE</b> 10) To be willing to serve in the military at a time of need	___①___	___②___	___③___	___④___	___⑤___	___⑥___	___⑦___	___(8)___



69. There are different opinions about people's rights in a democracy. On a scale of 1 to 7, where 1 is not at all important and 7 is very important, how important is it?

Very important	CAN'T CHOOSE
-------------------	-----------------

- |                 |  |   |   |   |   |   |   |   |   |
|-----------------|--|---|---|---|---|---|---|---|---|
| <b>SOLOK</b>    | 1) That all citizens have an adequate standard of living                                       | ① | ② | ③ | ④ | ⑤ | ⑥ | ⑦ | ⑧ |
| <b>RGHTSMIN</b> | 2) That government authorities respect and protect the rights of minorities                    | ① | ② | ③ | ④ | ⑤ | ⑥ | ⑦ | ⑧ |
| <b>EQTREAT</b>  | 3) That government authorities treat everybody equally regardless of their position in society | ① | ② | ③ | ④ | ⑤ | ⑥ | ⑦ | ⑧ |
| <b>CITVIEWS</b> | 4) That politicians take into account the views of citizens before making decisions            | ① | ② | ③ | ④ | ⑤ | ⑥ | ⑦ | ⑧ |
| <b>POLOPTS</b>  | 5) That people be given more opportunities to participate in public decision-making            | ① | ② | ③ | ④ | ⑤ | ⑥ | ⑦ | ⑧ |
| <b>OPPSEGOV</b> | 6) That citizens may engage in acts of civil disobedience when they oppose government actions  | ① | ② | ③ | ④ | ⑤ | ⑥ | ⑦ | ⑧ |

**ACTLAW**

70. Suppose a law were being considered by the National Assembly that you considered to be unjust or harmful, if such a case arose, how likely is it that you, acting alone or together with others, would be able to try to do something about it?

- ☐① Very likely                      ☐③ Not very likely
- ☐② Fairly likely                    ☐④ Not at all likely
- ☐⑧ CAN'T CHOOSE

**AFFCTLAW**

71. If you made such an effort, how likely is it that the National Assembly would give serious attention to your demands?

- [illegible]

※ Now please answer the following questions about the activities of different groups in a society.

## RELMEET

72. Should religious extremists be allowed to hold public meetings?

- ☐ ① Should definitely be allowed
- ☐ ② Should probably be allowed
- ☐ ③ Should probably not be allowed
- ☐ ④ Should definitely not be allowed
- ☐ (8) CAN'T CHOOSE

**REVMEET**

73. Should people who want to overthrow the government by force be allowed to hold public meetings?

- ☐ ① Should definitely be allowed
- ☐ ② Should probably be allowed
- ☐ ③ Should probably not be allowed
- ☐ ④ Should definitely not be allowed
- ☐ (8) CAN'T CHOOSE

**RACMEET**

74. Should people prejudiced against any racial or ethnic group be allowed to hold public meetings?

- \_\_\_\_① Should definitely be allowed  
 \_\_\_\_② Should probably be allowed  
 \_\_\_\_③ Should probably not be allowed  
 \_\_\_\_④ Should definitely not be allowed  
 \_\_\_\_ (8) CAN'T CHOOSE



75. People sometimes belong to different kinds of groups or associations. For each type of group, please indicate whether you belong and actively participate, belong but don't participate, used to belong but do not any more, or have never belong to it.

	Belong and actively participate	Belong but don't participate	Used to belong	Never belonged	CAN'T CHOOSE
<b>GRPPARTY</b> 1) Political party	___①___	___②___	___③___	___④___	___(8)___
<b>GRPCIVIL</b> 2) Civic service organization	___①___	___②___	___③___	___④___	___(8)___
<b>GRPWORK</b> 3) Trade union, business or professional association	___①___	___②___	___③___	___④___	___(8)___
<b>GRPRELIG</b> 4) Church or other religious organization	___①___	___②___	___③___	___④___	___(8)___
<b>GRPSPTS</b> 5) Sports, leisure or cultural group	___①___	___②___	___③___	___④___	___(8)___
<b>GRPALUM</b> 6) Alumni association	___①___	___②___	___③___	___④___	___(8)___
<b>GRPHMTN</b> 7) Hometown fraternity association	___①___	___②___	___③___	___④___	___(8)___
<b>GRPFRRND</b> 8) Fraternity society	___①___	___②___	___③___	___④___	___(8)___
<b>GRPOTHER</b> 9) Another voluntary association	___①___	___②___	___③___	___④___	___(8)___

※ Let me ask your opinions on several social issues.

76. To what extent do you agree or disagree with the following statements?

	Strongly agree	Agree	Neither agree nor disagree	Disagree	Strongly disagree	CAN'T CHOOSE
<b>POLEFF11</b> 1) People like me don't have any say about what the government does	___①___	___②___	___③___	___④___	___⑤___	___(8)___
<b>POLEFF18</b> 2) I don't think the government cares much what people like me think	___①___	___②___	___③___	___④___	___⑤___	___(8)___
<b>POLEFF19</b> 3) I feel I have a pretty good understanding of the important political issues facing South Korea	___①___	___②___	___③___	___④___	___⑤___	___(8)___
<b>POLEFF20</b> 4) I think most people in South Korea are better informed about politics and government than I am	___①___	___②___	___③___	___④___	___⑤___	___(8)___



77. Here are some different forms of political and social action that people can take. Please indicate, for each one, whether you have done any of these things in the past year. If you have not done it, please indicate whether you might do it or not.

	Have done it in the past year	Have done it in the more distant past	Have not done it but might do it	Have not done it and would never do it	CAN'T CHOOSE
<b>SIGNPET</b> 1) Signed a petition	___①___	___②___	___③___	___④___	___(8)___
<b>AVOIDBUY</b> 2) Boycotted, or deliberately bought, certain products for political, ethical or environmental reasons	___①___	___②___	___③___	___④___	___(8)___
<b>JOINDEM</b> 3) Took part in a demonstration	___①___	___②___	___③___	___④___	___(8)___
<b>ATTRALLY</b> 4) Attended a political meeting or rally	___①___	___②___	___③___	___④___	___(8)___
<b>CNTCTGOV</b> 5) Contacted, or attempted to contact, a politician or a civil servant to express your views	___①___	___②___	___③___	___④___	___(8)___
<b>POLFUNDS</b> 6) Donated money or raised funds for a social or political activity	___①___	___②___	___③___	___④___	___(8)___
<b>USEMEDIA</b> 7) Contacted or appeared in the media to express your views	___①___	___②___	___③___	___④___	___(8)___
<b>INTERPOL</b> 8) Joined an Internet forum or discussion group	___①___	___②___	___③___	___④___	___(8)___

78. To what extent do you agree or disagree with the following statements?

	Strongly agree	Agree	Neither agree nor disagree	Disagree	Strongly disagree	CAN'T CHOOSE
<b>GOVDOOK</b> 1) Most of the time we can trust people in government to do what is right	___①___	___②___	___③___	___④___	___⑤___	___(8)___
<b>POLGREED</b> 2) Most politicians are in politics only for what they can get out of it personally	___①___	___②___	___③___	___④___	___⑤___	___(8)___

#### POLINT04

79. How interested would you say you personally are in politics?

___①___ Very interested	___③___ Not very interested
___②___ Fairly interested	___④___ Not at all interested
	___(8)___ CAN'T CHOOSE

#### DISCPOL

80. When you get together with your friends, relatives or fellow workers, how often do you discuss politics?

___①___ Often	___③___ Rarely
___②___ Sometimes	___④___ Never
	___(8)___ CAN'T CHOOSE

#### CHNGEOTH

81. When you hold a strong opinion about politics, how often do you try to persuade your friends, relatives or fellow workers to share your views?

___①___ Often	___③___ Rarely
___②___ Sometimes	___④___ Never
	___(8)___ CAN'T CHOOSE



※ Next , I would like to ask your opinion about international issues.

#### UNPOWER

82. Thinking about the United Nations (UN), which comes closest to your view?

- |   |  |
|---|--|
| <input type="checkbox"/> ① UN has too much power                  | <input type="checkbox"/> ③ UN has too little power |
| <input type="checkbox"/> ② UN has about the right amount of power | <input type="checkbox"/> ④ DON'T KNOW WHAT UN IS   |
|   | <input type="checkbox"/> ⑧ CAN'T CHOOSE            |

#### UNRGHTS

83. Which of these two statements about UN comes closer to your view?

- |  |
|--|
| <input type="checkbox"/> ① If a country seriously violates human rights, UN should intervene   |
| <input type="checkbox"/> ② Even if human rights are seriously violated, the country's sovereignty must be respected, and UN should not intervene |
| <input type="checkbox"/> ③ DON'T KNOW WHAT UN IS   |
| <input type="checkbox"/> ⑧ CAN'T CHOOSE  |

#### GOVNGOS

84. Which of these two statements comes closer to your view?

- |   |
|---|
| <input type="checkbox"/> ① In international organizations, decisions should be left to national government representatives                    |
| <input type="checkbox"/> ② In international organizations, citizens' organizations should be involved directly in the decision-making process |
| <input type="checkbox"/> ⑧ CAN'T CHOOSE   |

※ Finally, I would like to ask you about politics in South Korea.

#### ELECVOTE

85. Thinking of the last April's national election in South Korea, how honest was it regarding the counting and reporting of the votes?

- |   |   |
|---|---|
| <input type="checkbox"/> ① Very honest                  | <input type="checkbox"/> ④ Somewhat dishonest |
| <input type="checkbox"/> ② Somewhat honest              | <input type="checkbox"/> ⑤ Very dishonest     |
| <input type="checkbox"/> ③ Neither honest nor dishonest | <input type="checkbox"/> ⑧ CAN'T CHOOSE       |

#### ELECFAIR

86. Thinking of the last April's national election in South Korea, how fair was it regarding the opportunities of the candidates and parties to campaign?

- |  |  |
|--|--|
| <input type="checkbox"/> ① Very fair               | <input type="checkbox"/> ④ Somewhat unfair |
| <input type="checkbox"/> ② Somewhat fair           | <input type="checkbox"/> ⑤ Very unfair     |
| <input type="checkbox"/> ③ Neither fair nor unfair | <input type="checkbox"/> ⑧ CAN'T CHOOSE    |

#### SERVEPEO

87. Thinking of the public service in South Korea, how committed is it to serve the people?

- |   |   |
|---|---|
| <input type="checkbox"/> ① Very committed     | <input type="checkbox"/> ③ Not very committed   |
| <input type="checkbox"/> ② Somewhat committed | <input type="checkbox"/> ④ Not at all committed |
|   | <input type="checkbox"/> ⑧ CAN'T CHOOSE         |

#### FIXMISTK

88. When the public service makes serious mistakes in South Korea, how likely is it that they will be corrected?

- |  |  |
|--|--|
| <input type="checkbox"/> ① Very likely     | <input type="checkbox"/> ③ Not very likely   |
| <input type="checkbox"/> ② Somewhat likely | <input type="checkbox"/> ④ Not at all likely |
|  | <input type="checkbox"/> ⑧ CAN'T CHOOSE      |

#### CORRUPTN

89. How widespread do you think corruption is in the public service in South Korea?

- |   |   |
|---|---|
| <input type="checkbox"/> ① Hardly anyone is involved                | <input type="checkbox"/> ④ A lot of people are involved |
| <input type="checkbox"/> ② A small number of people are involved    | <input type="checkbox"/> ⑤ Almost everyone is involved  |
| <input type="checkbox"/> ③ A moderate number of people are involved | <input type="checkbox"/> ⑧ CAN'T CHOOSE                 |



90. To what extent do you agree or disagree with the following statements?

Strongly agree	Agree	Neither agree nor disagree	Disagree	Strongly disagree	CAN'T CHOOSE
----------------	-------	----------------------------	----------	-------------------	--------------

**POLACTIVE** 1) Political parties in South Korea encourage people to become active in politics

\_\_\_①\_\_\_ \_\_\_②\_\_\_ \_\_\_③\_\_\_ \_\_\_④\_\_\_ \_\_\_⑤\_\_\_ \_\_\_⑧\_\_\_

**CHOICES** 2) Political parties in South Korea do not give voters real policy choices

\_\_\_①\_\_\_ \_\_\_②\_\_\_ \_\_\_③\_\_\_ \_\_\_④\_\_\_ \_\_\_⑤\_\_\_ \_\_\_⑧\_\_\_

**REFRNDMS** 3) Referendums are a good way to decide important political questions

\_\_\_①\_\_\_ \_\_\_②\_\_\_ \_\_\_③\_\_\_ \_\_\_④\_\_\_ \_\_\_⑤\_\_\_ \_\_\_⑧\_\_\_

#### DEMTODAY

91. On the whole, how well do you think democracy works in South Korea today? A score of 0 indicates a very poorly working, which a score of 10 indicates a very well working.

Very poorly	Very well	CAN'T CHOOSE
___0___	___1___	___2___
___3___	___4___	___5___
___6___	___7___	___8___
___9___	___10___	___

#### DEM10PST

92. And what about 10 years ago? How well did democracy work in South Korea then?

Very poorly	Very well	CAN'T CHOOSE
___0___	___1___	___2___
___3___	___4___	___5___
___6___	___7___	___8___
___9___	___10___	___

#### DEM10FUT

93. And how about 10 years from now? How well do you think democracy will work in South Korea then?

Very poorly	Very well	CAN'T CHOOSE
___0___	___1___	___2___
___3___	___4___	___5___
___6___	___7___	___8___
___9___	___10___	___

#### DEMRGHTS

94. Here are some views regarding South Korean political system. Which of these statements is closer to your view?

\_\_\_①\_\_\_ Under no circumstances should democratic rights be restricted by the government

\_\_\_②\_\_\_ When the government think it is necessary it should restrict democratic rights

\_\_\_⑧\_\_\_ CAN'T CHOOSE

※ Thank you for your cooperation for a long time. Since this survey is very complicated, I might have asked incorrect questions or missed some important questions. In such case it is required to give you a confirm call. I would really appreciate if you let me know your name and telephone number for that purpose. Your answers will remain confidential.

What is your name? R' name: \_\_\_\_\_

What is your phone number? R's phone #: \_\_\_\_\_



<The following questions are asked to interviewers.

Please answer these questions right after the interview is completed with no respondents present.>

95. Interview date and time

Month\_\_\_\_ Date\_\_\_\_ Day\_\_\_\_

\_\_\_\_ a.m. \_\_\_\_ p.m.

From: Hour\_\_\_\_ Minute\_\_\_\_ To: Hour\_\_\_\_ Minute\_\_\_\_

96. Who filled out this questionnaire?

____① Interviewer	____② Respondent
	(IF RESPONDENT DID) Question numbers that were filled out by the respondent
	From Q ____ To Q ____
	From Q ____ To Q ____

97. Were there any persons present during the interview? If so, who were those persons? Choose all that apply.

\_\_\_\_ 1) Children under 6

\_\_\_\_ 2) Children above 6

\_\_\_\_ 3) Spouse/Partner

\_\_\_\_ 4) Other adults

98. What was the respondent's attitude during the interview?

\_\_\_\_ ① Very cooperative

\_\_\_\_ ③ Not very cooperative

\_\_\_\_ ② Somewhat cooperative

\_\_\_\_ ④ Not cooperative at all

99. How good was the respondent's understanding of the questions?

\_\_\_\_ ① Good

\_\_\_\_ ② Fair

\_\_\_\_ ③ Poor

100. How difficult was it to contact the respondent?

\_\_\_\_ ① Very difficult

\_\_\_\_ ③ Not very difficult

\_\_\_\_ ② Somewhat difficult

\_\_\_\_ ④ Not difficult at all

101. How difficult was it to conduct this interview with the respondent?

\_\_\_\_ ① Very difficult

\_\_\_\_ ③ Not very difficult

\_\_\_\_ ② Somewhat difficult

\_\_\_\_ ④ Not difficult at all

102. Did the respondent take incentive that was used as part of getting this case?

____ ① Yes ▼	____ ② No
101.1 Which incentive did the respondent take?	
____ ① Gift certificate      ____ ② Umbrella      ____ ③ Clock and pen set	

103. Final result of the interview

\_\_\_\_ ① Complete

\_\_\_\_ ② Incomplete



**INFORMATION ABOUT THE INTERVIEWER**

NAME: \_\_\_\_\_

ID: \_\_\_\_\_

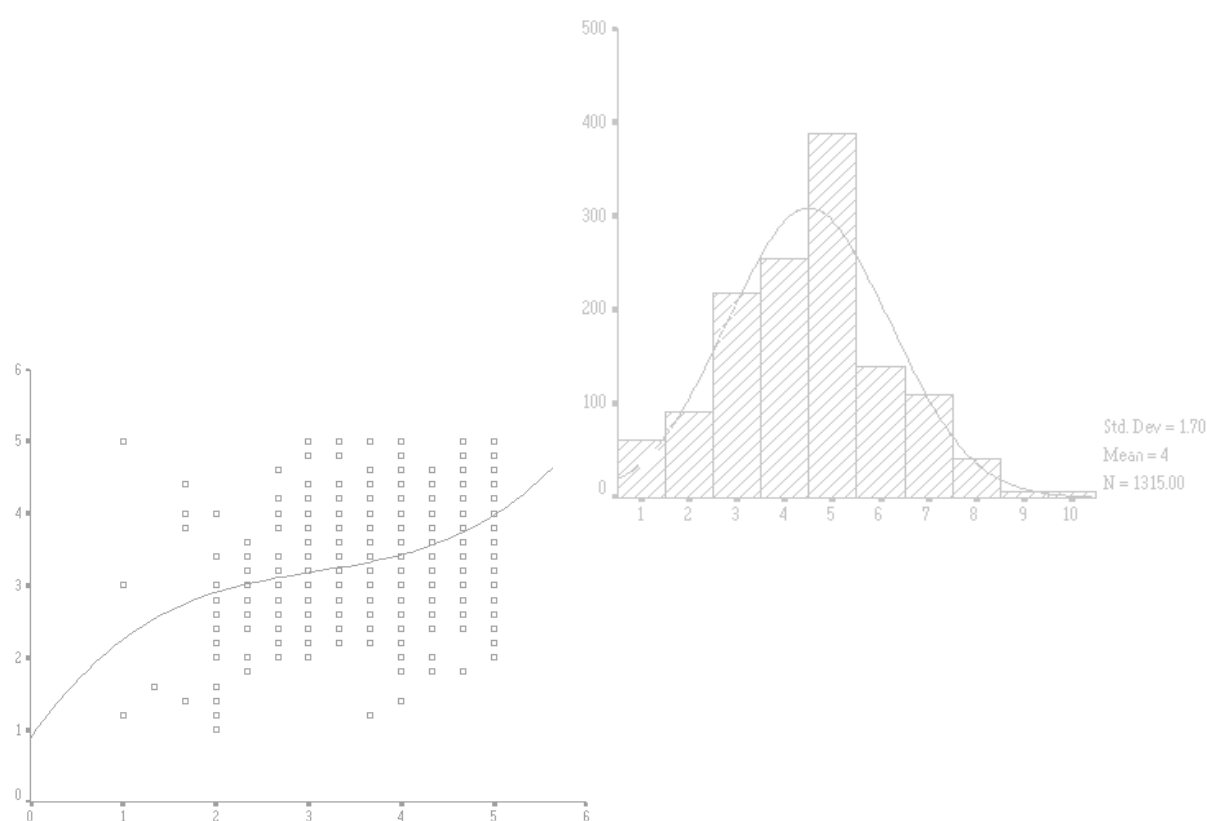
SEX: \_\_\_\_① MALE      \_\_\_\_② FEMALE

AGE: \_\_\_\_\_

AFFILIATION: UNIVERSITY \_\_\_\_\_ DEPARTMENT \_\_\_\_\_ YEAR \_\_\_\_\_



# 2005 Korean General Social Survey



**Survey Research Center, Sungkyunkwan University**

3-53 Myungryun-Dong, Jongno-Ku, Seoul 110-745, South Korea  
 (Tel.) +82-2-760-1270 (Fax) +82-2-744-6169 (E-mail) [src@skku.edu](mailto:src@skku.edu)  
 (Web) <http://www.src.re.kr>



The Survey Research Center (SRC) at Sungkyunkwan University is currently conducting the Korean General Social Survey (KGSS), an annual national sample survey funded by Korea Research Foundation (KRF). The purpose of this survey is to collect primary social data that can be widely used in cross-national comparative studies. Most Questions in this survey concern your opinions on some of the basic political, economic, and social phenomena. The survey also includes your opinion of work orientation, the 2005 modular topic of the International Social Survey Program (ISSP), in which 39 countries all over the world are participating currently.

Since we have selected our respondents in a way to best represent the people in this country, the result of this survey is likely to lose representativeness if you do not respond to this interview. We would like to ask your sincere cooperation so that this survey could produce valuable research data. Your answers will be kept strictly confidential and anonymous. We would really appreciate if you take time to answer every question in this survey.

June, 2005

**Survey Research Center, Sungkyunkwan University**

Director: Seok, Hyunho

Prof., Sungkyunkwan University



※ To begin, I would like to ask you a few questions about this society.

**HELPFUL**

1. Would you say that most of the time people try to be helpful, or they are mostly just looking out for themselves?

\_\_\_ ① Try to be helpful

\_\_\_ (3) DEPENDS

\_\_\_ ② Just look out for themselves

\_\_\_ (8) DON'T KNOW

**FAIR**

2. Do you think most people would try to take advantage of you if they got a chance, or would they try to be fair?

\_\_\_ ① Would take advantage of you

\_\_\_ (3) DEPENDS

\_\_\_ ② Would try to be fair

\_\_\_ (8) DON'T KNOW

**TRUST**

3. Generally speaking, would you say that most people can be trusted or that you can't be too careful in dealing with people?

\_\_\_ ① Most people can be trusted

\_\_\_ (3) DEPENDS

\_\_\_ ② Can't be too careful

\_\_\_ (8) DON'T KNOW

4. I am going to name some institutions in this country. As far as the people running these institutions are concerned, would you say you have a great deal of confidence, only some confidence, or hardly any confidence at all in them?

SHOW CARD		A great deal confidence	Only some confidence	Hardly any confidence at all	DON'T KNOW
CONBUS	1) Major companies	___ ① ___	___ ② ___	___ ③ ___	___ (8) ___
CONCLERG	2) Organized religion	___ ① ___	___ ② ___	___ ③ ___	___ (8) ___
CONEDUC	3) Education	___ ① ___	___ ② ___	___ ③ ___	___ (8) ___
CONLABOR	4) Organized labor	___ ① ___	___ ② ___	___ ③ ___	___ (8) ___
CONPRESS	5) Newspaper	___ ① ___	___ ② ___	___ ③ ___	___ (8) ___
CONTV	6) TV	___ ① ___	___ ② ___	___ ③ ___	___ (8) ___
CONMEDIC	7) Medicine	___ ① ___	___ ② ___	___ ③ ___	___ (8) ___
CONGOVT	8) Executive branch of the national government	___ ① ___	___ ② ___	___ ③ ___	___ (8) ___
CONLGOVT	9) Local government	___ ① ___	___ ② ___	___ ③ ___	___ (8) ___
CONLEGIS	10) Congress	___ ① ___	___ ② ___	___ ③ ___	___ (8) ___
CONJUDGE	11) The Supreme Court	___ ① ___	___ ② ___	___ ③ ___	___ (8) ___
CONSCI	12) Scientific community	___ ① ___	___ ② ___	___ ③ ___	___ (8) ___
CONARMY	13) Military	___ ① ___	___ ② ___	___ ③ ___	___ (8) ___
CONFINAN	14) Banks and financial institutions	___ ① ___	___ ② ___	___ ③ ___	___ (8) ___
CONBLUHO	15) The Blue House	___ ① ___	___ ② ___	___ ③ ___	___ (8) ___
CONCSO	16) Civic Activist Organizations	___ ① ___	___ ② ___	___ ③ ___	___ (8) ___

**RELIABLE**

5. Generally, how trustful do you perceive this society to be? A score of 0 indicates a society that is hardly trustful, while a score of 10 indicates a society that is very trustful.

SHOW CARD	Hardly trustful	Very trustful	DON'T KNOW	<input type="text"/>							
___0	___1	___2	___3	___4	___5	___6	___7	___8	___9	___10	_(88)_



6. How equal or unequal do you feel about the followings?

SHOW CARD		Very equal	Somewhat equal	Neither equal nor unequal	Somewhat unequal	Very unequal	DON'T KNOW
EQEDUC	1) Educational opportunity	___ ① ___	___ ② ___	___ ③ ___	___ ④ ___	___ ⑤ ___	___ (8) ___
EQJOB	2) Work opportunity	___ ① ___	___ ② ___	___ ③ ___	___ ④ ___	___ ⑤ ___	___ (8) ___
EQLAW	3) Law enforcement	___ ① ___	___ ② ___	___ ③ ___	___ ④ ___	___ ⑤ ___	___ (8) ___
EQINC	4) Income and property	___ ① ___	___ ② ___	___ ③ ___	___ ④ ___	___ ⑤ ___	___ (8) ___
EQPOWER	5) Political power	___ ① ___	___ ② ___	___ ③ ___	___ ④ ___	___ ⑤ ___	___ (8) ___
EQGENDER	6) Between men and women	___ ① ___	___ ② ___	___ ③ ___	___ ④ ___	___ ⑤ ___	___ (8) ___

#### FEAR

7. Is there any area right around your house where you would be afraid to walk alone at night?

\_\_\_ ① Yes

\_\_\_ ② No

☐

#### PROPCRM

8. How would you rate the chance that any property crime such as burglary, theft, or vandalism will happen to you in a year? Please indicate your feeling on a scale of 0 to 10 where 0 means 'it's not likely at all' and 10 means 'it's very likely'.

SHOW CARD	Not likely at all		Very likely	DON'T KNOW								
	___ 0 ___	___ 1 ___	___ 2 ___	___ 3 ___	___ 4 ___	___ 5 ___	___ 6 ___	___ 7 ___	___ 8 ___	___ 9 ___	___ 10 ___	___ (88) ___

#### VIOLCRM

9. How would you rate the chance that any violent crime such as assault, murder, or rape will happen to you in a year? Please indicate your feeling on a scale of 0 to 10 where 0 means 'it's not likely at all' and 10 means 'it's very likely'.

SHOW CARD	Not likely at all		Very likely	DON'T KNOW								
	___ 0 ___	___ 1 ___	___ 2 ___	___ 3 ___	___ 4 ___	___ 5 ___	___ 6 ___	___ 7 ___	___ 8 ___	___ 9 ___	___ 10 ___	___ (88) ___

※ Now I would like to ask you a few questions about politics in this country.

#### KRPROUD

10. How proud are you of being South Korean?

\_\_\_ ① Very proud

\_\_\_ ③ Not very proud

\_\_\_ ② Somewhat proud

\_\_\_ ④ Not proud at all

\_\_\_ (8) DON'T KNOW

☐

#### NORTHWHO

11. What do you think North Korea is to us? Please choose one answer only among the following.

\_\_\_ ① A country to support

\_\_\_ ③ A country to guard against

\_\_\_ (8) DON'T KNOW

\_\_\_ ② A country to cooperate with

\_\_\_ ④ A country to fight against

☐

#### SEDISTAN

12. Which country do you feel closest to among the following countries?

\_\_\_ ① U.S.A.

\_\_\_ ③ North Korea

\_\_\_ ⑤ Russia

\_\_\_ ② Japan

\_\_\_ ④ China

\_\_\_ (8) DON'T KNOW

☐

#### SATPOL

13. How satisfied are you with the current state of politics in South Korea?

\_\_\_ ① Very satisfied

\_\_\_ ④ Somewhat dissatisfied

\_\_\_ ② Somewhat satisfied

\_\_\_ ⑤ Very dissatisfied

\_\_\_ ③ Neither satisfied nor dissatisfied

\_\_\_ (8) DON'T KNOW

☐



**PRTYID05**

14. Currently which political party do you support most?

- \_\_\_ ① United Liberal Democrats      \_\_\_ ⑤ Democratic Labor Party  
 \_\_\_ ② Grand National Party      \_\_\_ (6) OTHER (SPECIFY \_\_\_\_\_ )  
 \_\_\_ ③ Millennium Democratic Party      \_\_\_ (7) NONE OF THESE (GO TO Q14.1)  
 \_\_\_ ④ Uri Party      \_\_\_ (88) DON'T KNOW

**PRTYPRO5 (IF NONE OF THESE)**

14.1 If you do not actively support any party, is there a party you usually feel favorable toward?

- \_\_\_ ① United Liberal Democrats      \_\_\_ ⑤ Democratic Labor Party  
 \_\_\_ ② Grand National Party      \_\_\_ (6) OTHER (SPECIFY \_\_\_\_\_ )  
 \_\_\_ ③ Millennium Democratic Party      \_\_\_ (7) NONE OF THESE  
 \_\_\_ ④ Uri Party      \_\_\_ (88) DON'T KNOW

**PRTYAB05**

15. Which party do you think has the most ability to take political power in the next presidential election?

- \_\_\_ ① United Liberal Democrats      \_\_\_ ⑤ Democratic Labor Party  
 \_\_\_ ② Grand National Party      \_\_\_ (6) OTHER (SPECIFY \_\_\_\_\_ )  
 \_\_\_ ③ Millennium Democratic Party      \_\_\_ (7) NONE OF THESE  
 \_\_\_ ④ Uri Party      \_\_\_ (88) DON'T KNOW

**VOTE04**

16. Did you vote in the last National Assembly elections(April, 2004)?

- \_\_\_ ① Voted      \_\_\_ (8) DON'T KNOW  
 \_\_\_ ② Did not vote      \_\_\_ (9) NOT ELIGIBLE

**POLPROS**

17. Do you think the political conditions South Korea will be much better, somewhat better, about the same, somewhat worse, or much worse?

- \_\_\_ ① Much better      \_\_\_ ④ Somewhat worse  
 \_\_\_ ② Somewhat better      \_\_\_ ⑤ Much worse  
 \_\_\_ ③ About the same      \_\_\_ (8) DON'T KNOW

18. Please tell me how good or poorly the government is handling each of the following issues:

SHOW CARD		Very good	Somewhat good	Neither good nor poor	Somewhat poor	Very poor	DON'T KNOW
<b>EQWLTH</b>	1) Reducing income gap between rich and poor	___ ① ___	___ ② ___	___ ③ ___	___ ④ ___	___ ⑤ ___	___ (8) ___
<b>FEMPLYMT</b>	2) Expanding employment opportunities for women	___ ① ___	___ ② ___	___ ③ ___	___ ④ ___	___ ⑤ ___	___ (8) ___
<b>FIRMREG</b>	3) Deregulating rules on business	___ ① ___	___ ② ___	___ ③ ___	___ ④ ___	___ ⑤ ___	___ (8) ___
<b>LABORRE</b>	4) Arbitrating labor conflicts	___ ① ___	___ ② ___	___ ③ ___	___ ④ ___	___ ⑤ ___	___ (8) ___
<b>CORRUPT</b>	5) Preventing corruption	___ ① ___	___ ② ___	___ ③ ___	___ ④ ___	___ ⑤ ___	___ (8) ___
<b>RGIONLSM</b>	6) Resolving regional conflicts	___ ① ___	___ ② ___	___ ③ ___	___ ④ ___	___ ⑤ ___	___ (8) ___
<b>PUBORDER</b>	7) Establishing public order	___ ① ___	___ ② ___	___ ③ ___	___ ④ ___	___ ⑤ ___	___ (8) ___
<b>TAXFAIR</b>	8) Securing fair taxation policies	___ ① ___	___ ② ___	___ ③ ___	___ ④ ___	___ ⑤ ___	___ (8) ___
<b>NORTHPOL</b>	9) Policies toward North Korea	___ ① ___	___ ② ___	___ ③ ___	___ ④ ___	___ ⑤ ___	___ (8) ___







27. Which one of the followings is the most important for the success of business? Which comes next? (SHOW CARD AND WRITE DOWN THE CODE NUMBER.)

SHOW CARD	① CEO's leadership	③ Employment of talented workers	⑤ Technological capacity	⑦ Financial stability
	② Ethical management	④ Brand value	⑥ Relationship with government	

1) First \_\_\_\_\_ **SUCCESS1** \_\_\_\_\_ (88) DON'T KNOW   

2) Second \_\_\_\_\_ **SUCCESS2** \_\_\_\_\_ (88) DON'T KNOW   

28. Please tell me how much you agree or disagree with following statements.

Strongly Agree	Agree	Neither Agree Nor Disagree	Disagree	Strongly Disagree	CAN'T CHOOSE
----------------	-------	----------------------------	----------	-------------------	--------------

**ACHIEVE** 1) Workers with higher ability and performance should be better rewarded than those with seniority. \_\_\_\_\_ ① \_\_\_\_\_ ② \_\_\_\_\_ ③ \_\_\_\_\_ ④ \_\_\_\_\_ ⑤ \_\_\_\_\_ (8) \_\_\_\_\_

**NATIONAL** 2) Worker's nationality is not an important criterion in hiring workers. \_\_\_\_\_ ① \_\_\_\_\_ ② \_\_\_\_\_ ③ \_\_\_\_\_ ④ \_\_\_\_\_ ⑤ \_\_\_\_\_ (8) \_\_\_\_\_

**UNIONDSR**

29. What kind of labor union do you think is the most desirable for the union activities in South Korea?

\_\_\_\_\_ ① Company(firm)-level union \_\_\_\_\_ ③ Nation-level union (*Korea Confederation Trade Union, Federation of Korean Trade Union*)   

\_\_\_\_\_ ② Industry-level union (*Korea Financial Industry Union, Korea Union of Teaching and Educational Workers, Korea Metal Worker's Federation, etc.*) \_\_\_\_\_ (8) DON'T KNOW

**UNIONACT**

30. How stubborn or moderate do you think labor unions are in South Korea?

\_\_\_\_\_ ① Very stubborn \_\_\_\_\_ ④ Somewhat moderate   

\_\_\_\_\_ ② Somewhat stubborn \_\_\_\_\_ ⑤ Very moderate

\_\_\_\_\_ ③ Neither stubborn nor moderate \_\_\_\_\_ (8) DON'T KNOW

**ECOPROS**

31. Do you think the economic conditions in South Korea will be much better, somewhat better, about the same, somewhat worse, or much worse?

\_\_\_\_\_ ① Much better \_\_\_\_\_ ④ Somewhat worse   

\_\_\_\_\_ ② Somewhat better \_\_\_\_\_ ⑤ Much worse

\_\_\_\_\_ ③ About the same \_\_\_\_\_ (8) DON'T KNOW

※ Next, I'm going to ask about your everyday life.

**NEWSHR / NEWSMN**

32. On the average day, about how many hours do you read newspapers, including news on the internet?

\_\_\_\_\_ Hours \_\_\_\_\_ Minutes \_\_\_\_\_ (00) NEVER (GO TO Q33)   

**NEWSKND0 (IF YOU READ THE NEWSPAPER)**

32.1 Which section do you read most?

\_\_\_\_\_ ① National \_\_\_\_\_ ④ Sports \_\_\_\_\_ ⑦ International   

\_\_\_\_\_ ② Politics \_\_\_\_\_ ⑤ Entertainment \_\_\_\_\_ (77) OTHER (SPECIFY \_\_\_\_\_ )

\_\_\_\_\_ ③ Business and Finance \_\_\_\_\_ ⑥ Culture \_\_\_\_\_ (88) DON'T KNOW

**TVHOURS / TVMINUTE**

33. On the average day, about how many hours do you personally watch television?

\_\_\_\_\_ Hours \_\_\_\_\_ Minutes \_\_\_\_\_ (00) DON'T WATCH TV (GO TO Q34)



**TVKIND (IF YOU WATCH TV)**

33.1 What kind of program do you watch most?

- ☐ ① News and current events    ☐ ④ Education and documentary    ☐ (88) DON'T KNOW  
☐ ② Drama    ☐ ⑤ Sports  
☐ ③ Entertainment    ☐ (77) OTHER (SPECIFY \_\_\_\_\_ )

 
**WWWHR / WWWMN**

34. On the average day, about how many hours do you use internet?

 Hours  Minutes  (00) NEVER (GO TO Q35)

   
**EMAILHR / EMAILMN**

34.1 On the average day, about how many hours do you use e-mail?

 Hours  Minutes  (00) NEVER (GO TO Q35)

   
**EMAILUSE (IF YOU USE E-MAIL)**

34.1.1 What do you use e-mail for mostly?

- ☐ ① Work-related communication and information gathering    ☐ ⑤ Communication with family or relatives  
☐ ② Education-related communication and information gathering    ☐ ⑥ Communication with friends or acquaintance  
☐ ③ Entertainment    ☐ (77) OTHER (SPECIFY \_\_\_\_\_ )  
☐ ④ Information gathering for everyday life

 
SHOW  
CARD**WWWUSE**

34.2 Aside from e-mail, what do you use the internet for mostly? (Please ask about specific activities if the respondent gives such answers as hobbies, homepage maintenance, etc.)

- ☐ ① Work-related communication and information gathering    ☐ ⑧ Watching movie and drama or listening to music  
☐ ② Education-related communication and information gathering    ☐ ⑨ Internet games  
☐ ③ Entertainment    ☐ ⑩ Watching news  
☐ ④ Information gathering for everyday life    ☐ ⑪ Participation in social or political activities  
☐ ⑤ On-line education    ☐ (77) OTHER (SPECIFY \_\_\_\_\_ )  
☐ ⑥ Shopping, baking, or ticket reservation    ☐ (99) NOT APPLICABLE  
☐ ⑦ Chatting

 
SHOW  
CARD**CELLHR / CELLMN**

35. On the average day, about how many hours do you use the mobile phone? Please include all such activities as sending messages, doing games, or listening to music?

 Hours  Minutes  (00) NEVER (GO TO Q36)

   
**CELLUSE (IF YOU USE MOBILE PHONES)**

35.1 What do you use the mobile phone for mostly?

- ☐ ① Work-related communication and information gathering    ☐ ⑤ Communication with family or relatives  
☐ ② Education-related communication and information gathering    ☐ ⑥ Communication with friends or acquaintance  
☐ ③ Entertainment    ☐ (77) OTHER (SPECIFY \_\_\_\_\_ )  
☐ ④ Information about everyday life

 
SHOW  
CARD**ATTEND**

36. How often do you attend religious services?

- ☐ (01) A few times a week    ☐ (06) Once a year  
☐ (02) Once a week    ☐ (07) Less than once a year  
☐ (03) Two or three times a month    ☐ (08) NEVER  
☐ (04) Once a month    ☐ (88) DON'T KNOW  
☐ (05) Several times a year



**RELIG**

37. What is your religion?

- ☐ ① Buddhist
 ☐ ④ No religion (GO TO Q38)
 ☐
- ☐ ② Protestant
 ☐ (77) OTHER (SPECIFY \_\_\_\_\_ )
 ☐
- ☐ ③ Catholic
 ☐

**RELITEN (IF YOU HAVE A RELIGION)**

37.1 Do you call yourself a strong, or not a very strong follower of your religion?

- ☐ ① Strong
 ☐ ③ Not very strong
 ☐
- ☐ ② Somewhat strong
 ☐ (8) DON'T KNOW
 ☐

**URBRURAL**

38. Which of the categories below comes closest to the type of place you are living in now?

- ☐ ① A big city
 ☐ ③ A small city or a town
 ☐ ⑤ A farm or home in the country
 ☐
- ☐ ② The suburbs or outskirts of a big city
 ☐ ④ A country village
 ☐ (8) DON'T KNOW
 ☐

**CLASS**

39. Which social class do you think you belong in?

- ☐ ① Upper-upper
 ☐ ③ Upper- middle
 ☐ ⑤ Upper-lower
 ☐ (8) DON'T KNOW
 ☐
- ☐ ② Lower-upper
 ☐ ④ Lower- middle
 ☐ ⑥ Lower-lower
 ☐

**FINALTER**

40. During the last few years, has the financial situation of your household been getting much better, somewhat better, stayed the same, somewhat worse, or much worse?

- ☐ ① Much better
 ☐ ④ Somewhat worse
 ☐
- ☐ ② Somewhat better
 ☐ ⑤ Much worse
 ☐
- ☐ ③ Stayed the same
 ☐ (8) DON'T KNOW
 ☐

**FINRELO5**

41. Compared with South Korean families in general, would you say your family income is-far below average, below average, average, above average, or far above average?

- ☐ ① Far below average
 ☐ ④ Above average
 ☐
- ☐ ② Below average
 ☐ ⑤ Far above average
 ☐
- ☐ ③ Average
 ☐ (8) DON'T KNOW
 ☐

**PARSOL**

42. Compared to your parents when they were the age you are now, do you think your own standard of living now is much better, somewhat better, about the same, somewhat worse, or much worse than theirs was?

- ☐ ① Much better
 ☐ ④ Somewhat worse
 ☐
- ☐ ② Somewhat better
 ☐ ⑤ Much worse
 ☐
- ☐ ③ About the same
 ☐ (8) DON'T KNOW
 ☐

**KIDSSOL**

43. Do you have children? (IF YOU HAVE CHILDREN) When your children reach the age you are now, do you think their standard of living will be much better, somewhat better, about the same, somewhat worse, or much worse than yours?

- ☐ ① Much better
 ☐ ④ Somewhat worse
 ☐
- ☐ ② Somewhat better
 ☐ ⑤ Much worse
 ☐
- ☐ ③ About the same
 ☐ (8) DON'T KNOW
 ☐
- ☐ (9) NO CHILDREN
 ☐



**RANK**

44. In our society there are groups which tend to be towards the top and groups which tend to be towards the bottom. Below is a scale that runs top to bottom. Where would you put yourself on this scale?

<div style="border: 1px solid black; padding: 2px; width: 40px;">SHOW CARD</div>	<div style="border: 1px solid black; padding: 2px; width: 60px;">Bottom</div>		<div style="border: 1px solid black; padding: 2px; width: 60px;">Top</div>	<div style="border: 1px solid black; padding: 2px; width: 40px;">DON'T KNOW</div>	<div style="border: 1px dashed black; width: 40px; height: 20px;"></div>
____ 1    ____ 2    ____ 3    ____ 4    ____ 5    ____ 6    ____ 7    ____ 8    ____ 9    ____ 10    ____ (88) ____					

**SATFIN**

45. So far as you and your house are concerned, how satisfied are you with your current financial situation?

- |   |                              |
|---|------------------------------|
| ____ ① Very satisfied                     | ____ ④ Somewhat dissatisfied |
| ____ ② Somewhat satisfied                 | ____ ⑤ Very dissatisfied     |
| ____ ③ Neither satisfied nor dissatisfied | ____ ⑧ DON'T KNOW            |

※ Next, I'm going to ask about your family.

**HOMPOP**

46. How many family members, including yourself, currently live in your house? Do not include those who are temporarily living elsewhere due to schooling, employment, military service, etc.

NUMBER OF FAMILY MEMBERS LIVING WITH RESPONDENT: \_\_\_\_\_

**SEPAPOP**

47. Are there any family members who are living somewhere else due to schooling, employment, military service, etc? If there are, how many such persons are there?

NUMBER OF FAMILY MEMBERS LIVING AWAY FROM RESPONDENT: \_\_\_\_\_

**UNRELAT**

48. How many persons live in your house who are not your family members (ex. friends, partner, etc.)?

NUMBER OF NON-FAMILY MEMBERS LIVING WITH RESPONDENT: \_\_\_\_\_ (0) NONE (GO TO Q49)

**COHAP**

48.1 Among them, is there your partner whom you live with?

- |            |           |
|------------|-----------|
| ____ ① Yes | ____ ② No |
|------------|-----------|



49. I would like to ask about your relationship with your family members. Family members include those living in your house, living somewhere else, and those who are not blood-related to you but live in your house. Please answer the following questions accordingly. (WRITE DOWN THE PERSON'S RELATIONSHIP TO THE RESPONDENT FIRST, AND THEN ASK PERSON'S SEX, AGE, MARITAL STATUS, CO-RESIDENCE STATUS, THE REASON FOR LIVING ELSEWHERE, EMPLOYMENT STATUS, AND THE REASON FOR NOT WORKING. CHECK ANSWERS, OR RECORD THE CODE NUMBER OR HIS/HER RESPONSE.)

- 1) Relation to respondent
- 2) Is [PERSON] male or female?
- 3) How old is [PERSON]?
- 4) Is [PERSON] now married, widowed, divorced, separated, cohabiting, or never married?
- 5) Is [PERSON] living in your house, or is [PERSON] somewhere else?
- 6) (IF [PERSON] IS TEMPORARILY STAYING ELSEWHERE) What is the primary reason for not living together?
- 7) Is [PERSON] currently working for pay?
- 8) (IF NOT WORKING) What is the primary reason for unemployment?

	1) Relation to respondent		2) Sex		3) Age	4) Marital status		5) Co-Residence Status				7) Employment status			
	Relation	Code	① M	② F		Status	Code	① Living together	② Not living together	6) Reason for not living together		① Employed	② Not employed	8) Reason for not working	
										Reason	Code			Reason	Code
1	RELATE		SEX		AGE	MARITAL		AWAY		WHYAWY		EMPTY		WHYNOE	
2	RELATE2		GENDER2		OLD2	MAR2		AWAY2		WHYAWY2		EMPTY2		WHYNOE2	
3	RELATE3		GENDER3		OLD3	MAR3		AWAY3		WHYAWY3		EMPTY3		WHYNOE3	
4	RELATE4		GENDER4		OLD4	MAR4		AWAY4		WHYAWY4		EMPTY4		WHYNOE4	
5	RELATE5		GENDER5		OLD5	MAR5		AWAY5		WHYAWY5		EMPTY5		WHYNOE5	
6	RELATE6		GENDER6		OLD6	MAR6		AWAY6		WHYAWY6		EMPTY6		WHYNOE6	
7	RELATE7		GENDER7		OLD7	MAR7		AWAY7		WHYAWY7		EMPTY7		WHYNOE7	
8	RELATE8		GENDER8		OLD8	MAR8		AWAY8		WHYAWY8		EMPTY8		WHYNOE8	
9	RELATE9		GENDER9		OLD9	MAR9		AWAY9		WHYAWY9		EMPTY9		WHYNOE9	
10	RELATE10		GENDER10		OLD10	MAR10		AWAY10		WHYAWY10		EMPTY10		WHYNOE10	

## 《 CODE LISTS 》

1) Relation to respondent		4) Marital status	6) Reasons for living elsewhere	8) Reasons for not working
(01) Respondent	(07) Parents	① Married	(01) Schooling	(01) Under the school age (07) Temporarily not working
(02) Spouse	(08) Spouse's parents	② Widowed	(02) Employment	(02) Schooling (08) Unemployed
(03) Children	(09) Siblings	③ Divorced	(03) Military service	(03) Staying at home (09) Retired
(04) Children's spouse	(10) Spouse's siblings	④ Separated	(04) Respondent's schooling	(04) Old age (10) Retired under the age limit
(05) Grand children	(11) Grand parents	⑤ Never married	(05) Respondent's employment	(05) Illness (77) OTHER
(06) Grand children's spouse	(77) OTHER (SPECIFY:_____)	⑥ Cohabiting	(77) OTHER (SPECIFY:_____)	(06) Disabled (SPECIFY:_____)

HHWHO / HDHEAD / HHSEX / HHAGE / HHMARI / HHAWAY / HHWHYAWY / HHEMPLY / HHWHYNOE

49.9 Who is the household head? (WRITE DOWN THE SERIAL NUMBER AND RELATION TO THE RESPONDENT FROM THE ABOVE TABLE)

RELATION TO RESPONDENT: \_\_\_\_\_ SERIAL NUMBER: \_\_\_\_\_



※ Now, I would like to ask you about how much education you and your family members have received.

**EDUC**

50. What is the highest level of school you have attended?

____ (00) NO FORMAL SCHOOL ____ (07) OTHERS (EX SEODANG)	____ (01) Elementary school ____ (02) Junior high school ____ (03) High school	____ (04) Junior college(Two or three-year course) ____ (05) College (Four-year course) ____ (06) Graduate school	<input type="text"/> <input type="text"/>	
▼	<b>GRADUATE</b> 50.1 Did you graduate from this school, or are you currently attending?			
▼	____ ① Graduated	____ ② Dropped out ▼		____ ③ Currently attending▼
▼	<b>DROPYR</b> 50.2 In what grade did you drop out? _____ GRADE	<b>CURRYR</b> 50.3 What grade are you in? _____ GRADE		

**SPEDUC**

51. What is the highest level of school your spouse has attended?

____ (99) NO SPOUSE ____ (00) NO FORMAL SCHOOL ____ (07) OTHERS (EX SEODANG)	____ (01) Elementary school ____ (02) Junior high school ____ (03) High school	____ (04) Junior college(Two or three-year course) ____ (05) College (Four-year course) ____ (06) Graduate school	<input type="text"/> <input type="text"/>	
▼	<b>SPGRAD</b> 51.1 Did your spouse graduate from this school, or is spouse currently attending?			
▼	____ ① Graduated	____ ② Dropped out ▼		____ ③ Currently attending▼
▼	<b>SPDROPYR</b> 51.2 In what grade did your spouse drop out? _____ GRADE	<b>SPCURRYR</b> 51.3 What grade is your spouse in? _____ GRADE		

**PAEDUC**

52. What is the highest level of school your father has attended?

____ (00) NO FORMAL SCHOOL ____ (07) OTHERS (EX SEODANG) ____ (88) DONT KNOW	____ (01) Elementary school ____ (02) Junior high school ____ (03) High school	____ (04) Junior college(Two or three-year course) ____ (05) College (Four-year course) ____ (06) Graduate school	<input type="text"/> <input type="text"/>	
▼	<b>PAGRAD</b> 52.1 Did he graduate from this school, or is he currently attending?			
▼	____ ① Graduated	____ ② Dropped out ▼		____ ③ Currently attending▼
▼	<b>PADROPYR</b> 52.2 In what grade did he drop out? _____ GRADE	<b>PACURRYR</b> 52.3 What grade is he in? _____ GRADE		

**MAEDUC**

53. What is the highest level of school your mother has attended?

____ (00) NO FORMAL SCHOOL ____ (07) OTHERS (EX SEODANG) ____ (88) DONT KNOW	____ (01) Elementary school ____ (02) Junior high school ____ (03) High school	____ (04) Junior college(Two or three-year course) ____ (05) College (Four-year course) ____ (06) Graduate school	<input type="text"/> <input type="text"/>	
▼	<b>MAGRAD</b> 53.1 Did she graduate from this school, or is she currently attending?			
▼	____ ① Graduated	____ ② Dropped out ▼		____ ③ Currently attending▼
▼	<b>MADROPYR</b> 53.2 In what grade did she drop out? _____ GRADE	<b>MACURRYR</b> 53.3 What grade is she in? _____ GRADE		



※ Next, I am going to ask about your main job .

INCMR

54. Do you have a job that provides income?

\_\_\_ ① Yes

\_\_\_ ② No (GO TO Q54.17)

☐

(IF YES)

EMPED 54.1 Do you work for someone else?	
___ ① Yes ▼	___ ② No ▼ <input type="checkbox"/>
<b>WGSTAT</b> 54.2 What is your employment status? ___ ① Regular employee <input type="checkbox"/> ___ ② Temporary employee <input type="checkbox"/> ___ ③ Day labor <input type="checkbox"/> <b>WGPTFL</b> 54.3 Are you working part time or full time? ___ ① Part-time ___ ② Full-time <input type="checkbox"/> <b>WGWKHR</b> 54.4 How many hours a week do you work on average? Hours (888) DON'T KNOW <input type="text"/> <b>WGTEYR / WGTENMO</b> 54.5 How long have you worked for the current employer? Years Months <input type="text"/> <b>WGSECT</b> 54.6 Are you employed by the government, a publicly owned firm, a private firm, or a non-profit organization? ___ ① Government <input type="checkbox"/> ___ ② Publicly owned firm <input type="checkbox"/> ___ ③ Private firm <input type="checkbox"/> ___ ④ Non-profit organization <input type="checkbox"/> <b>WGUNN</b> 54.7 Are you a union member? ___ ① Yes ___ ② No (GO TO Q54.7.1) <input type="checkbox"/> <b>WGUNNP (IF NOT UNION MEMBER)</b> 54.7.1 Were you a member of trade union before? ___ ① Yes ___ ② No <input type="checkbox"/> <b>WGPOSTN</b> 54.8 What is the best description of your work position in the current job? ___ ① Senior level manager (directors, or military officers like majors above) <input type="checkbox"/> ___ ② Middle ranked manager(officers like captains) <input type="checkbox"/> ___ ③ Lower level manager <input type="checkbox"/> ___ ④ Ordinary workers, rank and file <input type="checkbox"/> ___ (7) OTHER (SPECIFY: _____ ) <input type="checkbox"/> ___ (9) NO APPLICABLE <input type="checkbox"/> <b>WGNOEMP</b> 54.9 About how many people work at the location where you work now? Do not include the people outside your establishment and please count part-time as well as full-time employees. ___ (01) 1~4 ___ (06) 100~299 <input type="text"/> ___ (02) 5~9 ___ (07) 300~499 <input type="text"/> ___ (03) 10~19 ___ (08) 500~999 <input type="text"/> ___ (04) 20~49 ___ (09) more than 1,000 <input type="text"/> ___ (05) 50~99 ___ (88) DON'T KNOW ▼ <input type="text"/>	<b>SFSTAT</b> 54.10 If not employed, are you working for the family, self-employed with no employees, or self-employed with employees? ___ ① Working for family without being paid <input type="checkbox"/> ___ ② Self-employed with no employees <input type="checkbox"/> ___ ③ Self-employed with employees (GO TO Q54.10.1) <input type="checkbox"/> <b>SFNOHI(IF SELF-EMPLOYED WITH EMPLOYEES)</b> 54.10.1 How many employees do you employ? NUMBER OF EMPLOYEES: _____ <input type="text"/> <b>SFPTFL</b> 54.11 Are you working part time or full time? ___ ① Part-time ___ ② Full-time <input type="checkbox"/> <b>SFWKHR</b> 54.12 How many hours a week do you work on average? Hours (888) DON'T KNOW <input type="text"/> <b>SFTENYR / SFTENMO</b> 54.13 How long have you worked for the current work? Years Months <input type="text"/> <b>SFWHY</b> 54.14 What is the main reason for self-employed? ___ (01) To do my own work <input type="checkbox"/> ___ (02) To make more money <input type="checkbox"/> ___ (03) To decide work schedule by myself <input type="checkbox"/> ___ (04) Unable to get employed <input type="checkbox"/> ___ (05) Unable to get a job after retirement or laid-off <input type="checkbox"/> ___ (06) To run the family work <input type="checkbox"/> ___ (07) To maintain family life and work life <input type="checkbox"/> ___ (77) OTHER (SPECIFY: _____ ) <input type="checkbox"/> ▼
<b>EMSUBO</b> 54.15 Do you supervise work any other people do? ___ ① Yes ___ ② No <input type="checkbox"/> <b>RINCOME</b> 54.16 Before taxes and other deductions, what is your total monthly average income from this job? This includes your base pay, bonuses, and other allowances. (IF THE RESPONDENT DOES NOT HAVE A REGULAR MONTHLY INCOME (EX. FARMER), THEN DIVIDE THE ESTIMATED ANNUAL INCOME BY 12.) <input type="text"/> ABOUT _____ (CODE NO.: _____ ) (WRITE DOWN THE APPROPRIATE CODE NUMBER OF TOTAL MONTHLY INCOME PAGE IN THE HAND CARD) ___ (88) DON'T KNOW <input type="text"/> (GO TO Q55)	



**(IF CURRENTLY NOT WORKING FOR PAY)****UNWKEXA**

54.17 Have you ever had a paid job for one year or more?

\_\_\_ ① Yes \_\_\_ ② No (GO TO Q54.18)

☐**UNQUITR**

54.17.1 When did your last paid job end? In \_\_\_\_\_ (year)

**UNSTAT**

54.17.2 What type of job did you have at that time?

- \_\_\_ ① Worked for government \_\_\_ ④ Worked for non-profit organization \_\_\_ ⑦ Self-employed with employees (GO TO Q54.17.2.1)
- \_\_\_ ② Worked for private firm \_\_\_ ⑤ Worked for family without being paid
- \_\_\_ ③ Worked for publicly owned firm \_\_\_ ⑥ Self-employed with no employees

**UNNOHI (IF SELF-EMPLOYED WITH EMPLOYEES)**

54.17.2.1 How many employees do you have?

NUMBER OF EMPLOYEES: \_\_\_\_\_ (888) DON'T KNOW

**UNSUBO**

54.17.3 Did you have a subordinate at your workplace for whom you were directly responsible?

\_\_\_ ① Yes \_\_\_ ② No

☐**UNWKHR**

54.17.4 How many hours a week did you work on average?

\_\_\_\_\_ Hours \_\_\_ (888) DON'T KNOW

**UNWHY**

54.17.5 What was the main reason that your job ended?

- \_\_\_ (01) I reached retirement age \_\_\_ (06) I was dismissed
- \_\_\_ (02) I retired early, by choice \_\_\_ (07) My term of employment/contract ended
- \_\_\_ (03) I retired early, not by choice \_\_\_ (08) Family responsibilities
- \_\_\_ (04) I became(permanently) disabled \_\_\_ (09) I got married
- \_\_\_ (05) My place of work shut down \_\_\_ (77) OTHER (SPECIFY: \_\_\_\_\_ )

**UNJOBINT**

54.18 Would you like to have a paid job, either now or in the future?

\_\_\_ ① Yes \_\_\_ ② No (GO TO Q54.19)

☐**UNJOBPSB**

54.18.1 How likely do you think it is that you would find a job?

- \_\_\_ ① Very likely \_\_\_ ③ Unlikely \_\_\_ (8) CAN'T CHOOSE
- \_\_\_ ② Likely \_\_\_ ④ Very unlikely

☐**UNJSRC**

54.18.2 Are you currently looking for a job?

\_\_\_ ① Yes \_\_\_ ② No (GO TO Q54.18.3)

☐

54.18.2.1 Thinking about the last 12 months, have you done any of the following in order to find a job?

	No	Yes, once or twice	Yes, more than twice
UNJSRC1 1) Registered at a public employment agency	___ ① ___	___ ② ___	___ ③ ___
UNJSRC2 2) Registered at a private employment agency	___ ① ___	___ ② ___	___ ③ ___
UNJSRC3 3) Answered advertisements for jobs	___ ① ___	___ ② ___	___ ③ ___
UNJSRC4 4) Advertised for a job in newspaper or journals	___ ① ___	___ ② ___	___ ③ ___
UNJSRC5 5) Applied directly to employers	___ ① ___	___ ② ___	___ ③ ___
UNJSRC6 6) Asked relatives, friends, or colleagues to help find a job	___ ① ___	___ ② ___	___ ③ ___

**UNTRAIN**

54.18.3 Over the last 12 months, have you had any training to improve your job skills?

\_\_\_ ① Yes \_\_\_ ② No \_\_\_ (8) CAN'T CHOOSE

☐**UNECOSUP**

54.19 What is your main source of your economic support?

- \_\_\_ ① Pension(private or state) \_\_\_ ⑤ Social assistance/welfare
- \_\_\_ ② Unemployment benefits \_\_\_ ⑥ Occasional work
- \_\_\_ ③ Spouse/partner \_\_\_ (77) OTHER (SPECIFY: \_\_\_\_\_ )
- \_\_\_ ④ Other family members



**INDUSTRY / OCC**

55. What kind of work do you normally do? What do you actually do in that job? If currently not working, tell me about your last job. (WRITE A DETAILED DESCRIPTION ABOUT THE RESPONDENT'S JOB AND THE CODE NUMBER FROM THE INDUSTRY AND OCCUPATIONAL CLASSIFICATION TABLE.)

55.1 INDUSTRY: \_\_\_\_\_ (CODE NUMBER: \_\_\_\_\_) [ ][ ]

55.2 OCCUPATION: \_\_\_\_\_ (CODE NUMBER: \_\_\_\_\_) [ ][ ][ ][ ]

**SPINCMR**

56. Does your spouse have a job that provides income? \_\_\_\_\_ (9) NO SPOUSE (GO TO Q58)

\_\_\_\_ ① Yes

\_\_\_\_ ② No (GO TO Q56.13) [ ]

(IF YES)

<b>SPEMPED</b> 56.1 Does your spouse work for someone else?	
____ ① Yes ▼	____ ② No ▼ <span style="float: right;">[ ]</span>
<b>SPWGSTAT</b> 56.2 What is your spouse's employment status? ____ ① Regular employee <span style="float: right;">[ ]</span> ____ ② Temporary employee ____ ③ Day labor	<b>SPSFSTAT</b> 56.8 If not employed, is your spouse working for the family, self-employed with no employees or self-employed with employees? ____ ① Working for family without being paid <span style="float: right;">[ ]</span> ____ ② Self-employed with no employees ____ ③ Self-employed with employees (GO TO Q56.8.1)
<b>SPWGPFTL</b> 56.3 Is your spouse working part time or full time? ____ ① Part-time ____ ② Full-time <span style="float: right;">[ ]</span>	<b>SPSFNOHI (IF SELF-EMPLOYED WITH EMPLOYEES)</b> 56.8.1 How many employees does your spouse employ? NUMBER OF EMPLOYEES: _____ <span style="float: right;">[ ][ ]</span>
<b>SPWGWKHR</b> 56.4 How many hours a week does your spouse work on average? _____ Hours ____ (888) DON'T KNOW <span style="float: right;">[ ][ ]</span>	<b>SPSFPTFL</b> 56.9 Is your spouse working part time or full time? ____ ① Part-time ____ ② Full-time <span style="float: right;">[ ]</span>
<b>SPWGSTAB</b> 56.5 Is it possible to keep this job as long as your spouse wants? ____ ① Yes ____ ② No ____ (8) DON'T KNOW <span style="float: right;">[ ]</span>	<b>SPSFWKHR</b> 56.10 How many hours a week does your spouse work on average? _____ Hours ____ (888) DON'T KNOW <span style="float: right;">[ ][ ]</span>
<b>SPWGSECT</b> 56.6 Is your spouse employed by the government, a publicly owned firm, a private firm, or a non-profit organization? ____ ① Government <span style="float: right;">[ ]</span> ____ ② Publicly owned firm ____ ③ Private firm ____ ④ Non-profit organization	<div style="text-align: center;">▼</div>
<b>SPWGUNN</b> 56.7 Is your spouse a union member? ____ ① Yes ____ ② No (GO TO Q56.7.1) <span style="float: right;">[ ]</span>	
<b>SPWGUNNP (IF NOT UNION MEMBER)</b> 56.7.1 Was your spouse a member of trade union before? ____ ① Yes ____ ② No <span style="float: right;">[ ]</span>	
<b>SPEMSUBO</b>	
56.11 Does your spouse have a subordinate at the workplace for whom (he/she) is directly responsible? ____ ① Yes ____ ② No <span style="float: right;">[ ]</span>	
<b>SPINCOME</b> 56.12 Before taxes and other deductions, what is your spouse's total monthly average income from this job? This includes (his/her) base pay, bonuses, and other allowances. (IF THE RESPONDENT'S SPOUSE DOES NOT HAVE A REGULAR MONTHLY INCOME (EX. FARMER), DIVIDE THE ESTIMATED ANNUAL INCOME BY 12.) <span style="float: right;">[ ][ ]</span>	
ABOUT _____ (CODE NO.: _____) (WRITE DOWN THE APPROPRIATE CODE NUMBER OF TOTAL MONTHLY INCOME PAGE IN THE HAND CARD) ____ (88) DON'T KNOW (GO TO Q57)	



(If not currently working for pay)

**SPUNWKEXA**56.13 Have your spouse ever had a paid job for one year or more? \_\_\_\_ ① Yes \_\_\_\_ ② No (GO TO Q56.14) ☐**SPUNSTAT (IF SHE/HE HAS EVER HAD WORK EXPERIENCES)**

56.13.1 What was your spouse's most recent job?

- \_\_\_\_ ① Worked for government      \_\_\_\_ ⑤ Worked for family without being paid ☐
- \_\_\_\_ ② Worked for private firm      \_\_\_\_ ⑥ Self-employed with no employees
- \_\_\_\_ ③ Worked for publicly owned firm      \_\_\_\_ ⑦ Self-employed with employees (GO TO Q56.13.1.1)
- \_\_\_\_ ④ Worked for non-profit organization

**SPUNNOHI (IF SELF-EMPLOYED WITH EMPLOYEES)**

56.13.1.1 How many employees did your spouse employ?

NUMBER OF EMPLOYEES: \_\_\_\_ (888) DON'T KNOW ☐**SPUNSUBO**

56.13.2 Did your spouse have a subordinate at his/her workplace for whom your spouse were directly responsible?

- \_\_\_\_ ① Yes      \_\_\_\_ ② No      \_\_\_\_ (8) DON'T KNOW ☐

**SPUNWKHR**

56.13.3 How many hours a week did your spouse work on average?

\_\_\_\_ Hours \_\_\_\_ (888) DON'T KNOW ☐**SPUNJSRC**56.14 Is your spouse currently looking for a job? \_\_\_\_ ① Yes \_\_\_\_ ② No ☐

57. What kind of work does your spouse normally do? What does (he/she) actually do in that job? If currently not working, tell me about (his/her) last job. (WRITE A DETAILED DESCRIPTION ABOUT (HIS/HER) JOB AND THE CODE NUMBER FROM THE INDUSTRY AND OCCUPATIONAL CLASSIFICATION TABLE.)

57.1 INDUSTRY: \_\_\_\_ SPIND \_\_\_\_ (CODE NUMBER: \_\_\_\_ ) ☐57.2 OCCUPATION: \_\_\_\_ SPOCC \_\_\_\_ (CODE NUMBER: \_\_\_\_ ) ☐**INCOME**

58. What is the approximate total monthly income of your household before tax deductions? Please include the income of all household members, including yourself, such as employment income, interest, property and rental income, pensions, various subsidies, or personal financial support received from others. (For agricultural income or similar, divide the annual income by 12 to enter the monthly amount. However, exclude household members who do not share finances.)

APPROXIMATELY: \_\_\_\_ WON (CODE NUMBER: \_\_\_\_ ) \_\_\_\_ (88) DON'T KNOW ☐

(WRITE THE APPROPRIATE CODE NUMBER USING THE INCOME TABLE)



2005 Korean General Social Survey(KGSS) Questionnaire

59. How would you rate the social status of each of the following occupations? Do you think it is 'very high', 'somewhat high', 'neither high nor low', 'somewhat low', or 'very low'?

SHOW CARD		Very high	High	Neither high nor low	Low	Very low	DON'T KNOW
OCCSTAO1	1) Taxi drivers	①	②	③	④	⑤	⑧
OCCSTAO2	2) Newspaper reporters	①	②	③	④	⑤	⑧
OCCSTAO3	3) Nurses	①	②	③	④	⑤	⑧
OCCSTAO4	4) Barbers	①	②	③	④	⑤	⑧
OCCSTAO5	5) Directors of bureau	①	②	③	④	⑤	⑧
OCCSTAO6	6) Apartment guards	①	②	③	④	⑤	⑧
OCCSTAO7	7) Carpenters	①	②	③	④	⑤	⑧
OCCSTAO8	8) Maids and housecleaners	①	②	③	④	⑤	⑧
OCCSTAO9	9) Junior high school teachers	①	②	③	④	⑤	⑧
OCCSTA10	10) Dry cleaners	①	②	③	④	⑤	⑧
OCCSTA11	11) Farmers	①	②	③	④	⑤	⑧
OCCSTA12	12) Factory foremen	①	②	③	④	⑤	⑧
OCCSTA13	13) Factory workers	①	②	③	④	⑤	⑧
OCCSTA14	14) Assistant directors of bank	①	②	③	④	⑤	⑧
OCCSTA15	15) Entertainers	①	②	③	④	⑤	⑧
OCCSTA16	16) Judges	①	②	③	④	⑤	⑧
OCCSTA17	17) Local level civil servants	①	②	③	④	⑤	⑧
OCCSTA18	18) Professors	①	②	③	④	⑤	⑧
OCCSTA19	19) The section chief of a department in a small and medium company	①	②	③	④	⑤	⑧
OCCSTA20	20) Auto mechanics	①	②	③	④	⑤	⑧
OCCSTA21	21) Army General	①	②	③	④	⑤	⑧
OCCSTA22	22) Sewers	①	②	③	④	⑤	⑧
OCCSTA23	23) Sales persons in department store	①	②	③	④	⑤	⑧
OCCSTA24	24) Manual workers	①	②	③	④	⑤	⑧
OCCSTA25	25) Owners of electronic goods sales agents	①	②	③	④	⑤	⑧
OCCSTA26	26) Heads of departments in large companies	①	②	③	④	⑤	⑧
OCCSTA27	27) Restaurant owners	①	②	③	④	⑤	⑧
OCCSTA28	28) Street vendors	①	②	③	④	⑤	⑧
OCCSTA29	29) Traffic police	①	②	③	④	⑤	⑧
OCCSTA30	30) Pharmacist	①	②	③	④	⑤	⑧



※ Next, I would like to ask you about your job and work. Please answer questions even if you are not currently working.

60. Suppose you could change the way you spend your time, spending more time on some things and less time on others. Which of the things on the following list would you like to spend more time on, which would you like to spend less time on and which would you like to spend the same amount of time on as now?

SHOW CARD		Much more time	A bit more time	Same time as now	A bit less time	Much less time	CAN'T CHOOSE	DONT APPLIABLE
TIMEPRF1	1) Time in a paid job	___①___	___②___	___③___	___④___	___⑤___	___(8)___	___(9)___
TIMEPRF2	2) Time doing household work	___①___	___②___	___③___	___④___	___⑤___	___(8)___	___(9)___
TIMEPRF3	3) Time with your family	___①___	___②___	___③___	___④___	___⑤___	___(8)___	___(9)___
TIMEPRF4	4) Time with your friends	___①___	___②___	___③___	___④___	___⑤___	___(8)___	___(9)___
TIMEPRF5	5) Time in leisure activities	___①___	___②___	___③___	___④___	___⑤___	___(8)___	___(9)___

61. Please tick one box for each statement below to show how much you agree or disagree with it, thinking of work in general.

		Strongly agree	Agree	Neither agree nor disagree	Disagree	Strongly disagree	CAN'T CHOOSE
WRKEARN	1) A job is just a way of earning money - no more	___①___	___②___	___③___	___④___	___⑤___	___(8)___
WRKENJOY	2) I would enjoy having a paid job even if I did not need the money	___①___	___②___	___③___	___④___	___⑤___	___(8)___

62. How important do you think is each of the followings in a job?

SHOW CARD		Very important	Important	Neither important Nor unimportant	Not important	Not important at all	CAN'T CHOOSE
RSECJOB	1) Job security	___①___	___②___	___③___	___④___	___⑤___	___(8)___
RHINC	2) High income	___①___	___②___	___③___	___④___	___⑤___	___(8)___
RCAREER	3) Good opportunities for advancement	___①___	___②___	___③___	___④___	___⑤___	___(8)___
RINTJOB	4) An interesting job	___①___	___②___	___③___	___④___	___⑤___	___(8)___
RWRKINDP	5) A job that allows someone to work independently	___①___	___②___	___③___	___④___	___⑤___	___(8)___
RHLPOTHS	6) A job that allows someone to help other people	___①___	___②___	___③___	___④___	___⑤___	___(8)___
RHLPSOC	7) A job that is useful to society	___①___	___②___	___③___	___④___	___⑤___	___(8)___
RFLEXHRS	8) A job that allows someone to decide their times or days of work	___①___	___②___	___③___	___④___	___⑤___	___(8)___

63. Suppose you were working and could choose between different kinds of jobs. Which of the following would you personally choose?

**EMPSELF**

63.1 I would choose

\_\_\_①\_\_\_ Being an employee    \_\_\_②\_\_\_ Being self-employed    \_\_\_(8)\_\_\_ CAN'T CHOOSE

☐

**SMALLBIG**

63.2 I would choose

\_\_\_①\_\_\_ Working in a small firm    \_\_\_②\_\_\_ Working in a large firm    \_\_\_(8)\_\_\_ CAN'T CHOOSE

☐

**PRIPUB**

63.3 I would choose

\_\_\_①\_\_\_ Working in a private business    \_\_\_②\_\_\_ Working for the government or civil service    \_\_\_(8)\_\_\_ CAN'T CHOOSE

☐



64. To what extent do you agree or disagree with the following statements?

		Strongly agree	Agree	Neither agree nor disagree	Disagree	Strongly disagree	CAN'T CHOOSE
<b>WG_SF1</b>	1) Employees have more job security than the self-employed	___ ① ___	___ ② ___	___ ③ ___	___ ④ ___	___ ⑤ ___	___ (8) ___
<b>WG_SF2</b>	2) Being an employee interferes more with family life than self-employment	___ ① ___	___ ② ___	___ ③ ___	___ ④ ___	___ ⑤ ___	___ (8) ___

65. To what extent do you agree or disagree with the following statements?

		Strongly agree	Agree	Neither agree nor disagree	Disagree	Strongly disagree	CAN'T CHOOSE
<b>UNION1</b>	1) Trade unions are very important for the job security of employees	___ ① ___	___ ② ___	___ ③ ___	___ ④ ___	___ ⑤ ___	___ (8) ___
<b>UNION2</b>	2) Without trade unions the working conditions of employees would be much worse than they are	___ ① ___	___ ② ___	___ ③ ___	___ ④ ___	___ ⑤ ___	___ (8) ___

**FULPAR**

66. Suppose you could decide on your work situation at present. Which of the following would you prefer?

- \_\_\_ ① A full time job (40 hours or more per week)    \_\_\_ ④ No paid job at all
- \_\_\_ ② A part-time job( 1-39 hours per week)    \_\_\_ (8) Can't choose
- \_\_\_ ③ A job with less than 10 hours a week

☐

67. How responsible, do you think, is a company in providing following things for employees?

		Highly responsible	Fairly responsible	Fairly responsible	Not responsible	Not responsible at all	DON'T KNOW
<b>ORGDUTY1</b>	1) To guarantee job security	___ ① ___	___ ② ___	___ ③ ___	___ ④ ___	___ ⑤ ___	___ (8) ___
<b>ORGDUTY2</b>	2) Listening to voices	___ ① ___	___ ② ___	___ ③ ___	___ ④ ___	___ ⑤ ___	___ (8) ___
<b>ORGDUTY3</b>	3) To support career development	___ ① ___	___ ② ___	___ ③ ___	___ ④ ___	___ ⑤ ___	___ (8) ___
<b>ORGDUTY4</b>	4) To provide competitive fringe benefits and incentives	___ ① ___	___ ② ___	___ ③ ___	___ ④ ___	___ ⑤ ___	___ (8) ___
<b>ORGDUTY5</b>	5) To treat employees in family like environment	___ ① ___	___ ② ___	___ ③ ___	___ ④ ___	___ ⑤ ___	___ (8) ___
<b>ORGDUTY6</b>	6) To share gains	___ ① ___	___ ② ___	___ ③ ___	___ ④ ___	___ ⑤ ___	___ (8) ___
<b>ORGDUTY7</b>	7) To implement family friendly policies	___ ① ___	___ ② ___	___ ③ ___	___ ④ ___	___ ⑤ ___	___ (8) ___

68. Suppose a person is doing a very similar job as others in the same workplace. Do you agree that s/he should be paid higher than others if s/he....

		Strongly agree	Agree	Neither agree nor disagree	Disagree	Strongly disagree	CAN'T CHOOSE
<b>PAYATT1</b>	1) has worked for more years in the job than others.	___ ① ___	___ ② ___	___ ③ ___	___ ④ ___	___ ⑤ ___	___ (8) ___
<b>PAYATT2</b>	2) has higher education than others.	___ ① ___	___ ② ___	___ ③ ___	___ ④ ___	___ ⑤ ___	___ (8) ___
<b>PAYATT3</b>	3) has certificates.	___ ① ___	___ ② ___	___ ③ ___	___ ④ ___	___ ⑤ ___	___ (8) ___
<b>PAYATT4</b>	4) is a male rather than a female.	___ ① ___	___ ② ___	___ ③ ___	___ ④ ___	___ ⑤ ___	___ (8) ___
<b>PAYATT5</b>	5) is older than others.	___ ① ___	___ ② ___	___ ③ ___	___ ④ ___	___ ⑤ ___	___ (8) ___
<b>PAYATT6</b>	6) shows higher performance than others.	___ ① ___	___ ② ___	___ ③ ___	___ ④ ___	___ ⑤ ___	___ (8) ___
<b>PAYATT7</b>	7) is able to work more competently than others.	___ ① ___	___ ② ___	___ ③ ___	___ ④ ___	___ ⑤ ___	___ (8) ___



69. To what extent do you agree or disagree with the following statements?

SHOW CARD	I see myself as someone who...	Strongly agree	Agree	Neither agree nor disagree	Disagree	Strongly disagree	CAN'T CHOOSE
POSAFF1	1) ...is reserved.	①	②	③	④	⑤	(8)
POSAFF2	2) ...is generally trusting	①	②	③	④	⑤	(8)
POSAFF3	3) ...does a thorough job	①	②	③	④	⑤	(8)
POSAFF4	4) ...is relaxed, handles stress well	①	②	③	④	⑤	(8)
POSAFF5	5) ...has an active imagination	①	②	③	④	⑤	(8)
POSAFF6	6) ...is outgoing, sociable	①	②	③	④	⑤	(8)
NEGAFF1	7) ...tends to find fault with others	①	②	③	④	⑤	(8)
NEGAFF2	8) ...tends to be lazy	①	②	③	④	⑤	(8)
NEGAFF3	9) ...gets nervous easily	①	②	③	④	⑤	(8)
NEGAFF4	10) ...has few artistic interests	①	②	③	④	⑤	(8)

(If respondent is not currently working, go to page 26 and ask his/her name and telephone number and stop the interview right now.)

Additional questions for respondents who are currently working

※ Now, I am going to ask about your options regarding your main job.

HOURMON

70. Think of the number of hours you work, and the money you earn in your main job, including any regular overtime. If you had only one of these three choices, which of following would you prefer?

- ☐ ① Work longer hours and earn more money      ☐ ③ Work fewer hours and earn less money  
☐ ② Work the same number of hours and earn the same money      ☐ (8) CAN'T CHOOSE

71. To what extent do you agree or disagree with the following statements about your job?

SHOW CARD		Strongly agree	Agree	Neither agree nor disagree	Disagree	Strongly disagree	CAN'T CHOOSE
ATTJB105	1) My job is secure.	①	②	③	④	⑤	(8)
ATTJB205	2) My income is high.	①	②	③	④	⑤	(8)
ATTJB305	3) My opportunities for advancement are high	①	②	③	④	⑤	(8)
ATTJB405	4) My job is interesting.	①	②	③	④	⑤	(8)
ATTJB505	5) I can work independently.	①	②	③	④	⑤	(8)
ATTJB605	6) In my job, I can help other people	①	②	③	④	⑤	(8)
ATTJB705	7) My job is useful to society	①	②	③	④	⑤	(8)
ATTJOB8	8) My job gives me a chance to improve my skills	①	②	③	④	⑤	(8)

72. Now some more questions about your working conditions. Please check one box for each item below to show how often it applied to your work.

SHOW CARD	How often...	Always	Often	Sometimes	Hardly ever	Never	CAN'T CHOOSE
XHAUSTN	1) do you come home from work exhausted?	①	②	③	④	⑤	(8)
PHYSWRK	2) do you have to do hard physical work?	①	②	③	④	⑤	(8)
STRESS	3) do you find your work stressful?	①	②	③	④	⑤	(8)
DANGER	4) do you work in dangerous conditions?	①	②	③	④	⑤	(8)



**JAUTO1**

73. Which of the following statements best describes how your working hours are decided? (By working hours we mean here the times you start and finish work, and not the total hours you work per week or month.)

- \_\_\_ ① Starting and finishing times are decided by my employer and I cannot change them on my own
- \_\_\_ ② I can decide the time I start and finish work, within certain limits
- \_\_\_ ③ I am entirely free to decide when I start and finish work

☐**JAUTO2**

74. Which of the following statements best describes how your daily work is organized?

- \_\_\_ ① I am free to decide how my daily work is organized
- \_\_\_ ② I can decide how my daily work is organized, within certain limits
- \_\_\_ ③ I am not free to decide how my daily work is organized

☐**FLEXTIME**

75. How difficult would it be for you to take an hour or two off during working hours, to take care of personal or family matters?

- \_\_\_ ① Not difficult at all
- \_\_\_ ② Not too difficult
- \_\_\_ ③ Somewhat difficult
- \_\_\_ ④ Very difficult
- \_\_\_ (8) CAN'T CHOOSE

☐

76. How often do you feel that ...

How often...

Always	Often	Sometimes	Hardly ever	Never	CAN'T CHOOSE
--------	-------	-----------	-------------	-------	--------------

**FAMWRK1** 1) ...the demands of your job interfere with your family life?

\_\_\_ ① \_\_\_ ② \_\_\_ ③ \_\_\_ ④ \_\_\_ ⑤ \_\_\_ (8) \_\_\_

**FAMWRK2** 2) ...the demands of your family life interfere with your job?

\_\_\_ ① \_\_\_ ② \_\_\_ ③ \_\_\_ ④ \_\_\_ ⑤ \_\_\_ (8) \_\_\_

**PASTSKIL**

77. How much of your past work experience and /or job skills can you make use of in your present job?

- \_\_\_ ① Almost none
- \_\_\_ ② A little
- \_\_\_ ③ A lot
- \_\_\_ ④ Almost all
- \_\_\_ (8) CAN'T CHOOSE

☐**PANTSKIL**

78. If you were to look for a new job, how helpful would your present work experience and/or job skills be?

- \_\_\_ ① Very helpful
- \_\_\_ ② Quite helpful
- \_\_\_ ③ Not so helpful
- \_\_\_ ④ Not helpful at all
- \_\_\_ (8) CAN'T CHOOSE

☐**SKILTRAI**

79. Over the past 12 months, have you had any training to improve your job skills, either at the workplace or somewhere else?

- \_\_\_ ① Yes
- \_\_\_ ② No
- \_\_\_ (8) Can's choose

☐

80. In general, how would you describe relations at your workplace...

Very good	Quite good	Neither good Nor bad	Quite bad	Very bad	CAN'T CHOOSE	NOT APPLICABLE
-----------	------------	----------------------	-----------	----------	--------------	----------------

**REMAWRK** 1) between management and employees?

\_\_\_ ① \_\_\_ ② \_\_\_ ③ \_\_\_ ④ \_\_\_ ⑤ \_\_\_ (8) \_\_\_ (9) \_\_\_

**REWKRWRK** 2) between co-workers/colleagues?

\_\_\_ ① \_\_\_ ② \_\_\_ ③ \_\_\_ ④ \_\_\_ ⑤ \_\_\_ (8) \_\_\_ (9) \_\_\_



**SATWORK**

81. How satisfied are you in your (main) job?

- \_\_\_ ① Completely satisfied      \_\_\_ ⑤ Fairly dissatisfied  
 \_\_\_ ② Very satisfied      \_\_\_ ⑥ Very dissatisfied  
 \_\_\_ ③ Fairly satisfied      \_\_\_ ⑦ Completely dissatisfied  
 \_\_\_ ④ Neither satisfied nor dissatisfied      \_\_\_ (88) CAN'T CHOOSE

☐

82. To what extent do you agree or disagree with each of the following statements?

Strongly agree	Agree	Neither agree nor disagree	Disagree	Strongly disagree	CAN'T CHOOSE	NOT APPLICABLE
----------------	-------	----------------------------	----------	-------------------	--------------	----------------

**HELPORGI** 1) I am willing to work harder than I have to in order to help the firm or organization I work for succeed.

\_\_\_ ① \_\_\_ ② \_\_\_ ③ \_\_\_ ④ \_\_\_ ⑤ \_\_\_ (8) \_\_\_ (9) \_\_\_

**PROUDWRK** 2) I am proud to be working for my firm or organization.

\_\_\_ ① \_\_\_ ② \_\_\_ ③ \_\_\_ ④ \_\_\_ ⑤ \_\_\_ (8) \_\_\_ (9) \_\_\_

**BOASTWRK** 3) I would turn down another job that offered quite a bit more pay in order to stay with this organization.

\_\_\_ ① \_\_\_ ② \_\_\_ ③ \_\_\_ ④ \_\_\_ ⑤ \_\_\_ (8) \_\_\_ (9) \_\_\_

**EMPEEDPD**

83. How difficult or easy do you think it would be for you to find a job at least as good as your current one?

- \_\_\_ ① Very ease      \_\_\_ ④ Fairly difficult      \_\_\_ (9) NOT APPLICABLE  
 \_\_\_ ② Fairly ease      \_\_\_ ⑤ Very difficult  
 \_\_\_ ③ Neither easy nor difficult      \_\_\_ (8) CAN'T CHOOSE

☐
**EMPERDPD**

84. How difficult or ease do you think it would be for your firm or organization to replace you if you left?

- \_\_\_ ① Very ease      \_\_\_ ④ Fairly difficult      \_\_\_ (9) NOT APPLICABLE  
 \_\_\_ ② Fairly ease      \_\_\_ ⑤ Very difficult  
 \_\_\_ ③ Neither easy nor difficult      \_\_\_ (8) CAN'T CHOOSE

☐
**INTLEAVE**

85. All in all, how likely is it that you will try to find a job with another firm or organization within the next 12 months?

- \_\_\_ ① Very likely      \_\_\_ ③ Unlikely      \_\_\_ (8) CAN'T CHOOSE  
 \_\_\_ ② Likely      \_\_\_ ④ Very unlikely

☐
**LOSEJOB**

86. To what extent, if at all, do you worry about the possibility of losing your job?

- \_\_\_ ① I worry a great deal      \_\_\_ ③ I worry a little  
 \_\_\_ ② I worry to some extent      \_\_\_ ④ I don't worry at all

☐

87. To what extent do you agree or disagree with the following statements?

SHOW CARD	In order to avoid unemployment I would be willing...	Strongly agree	Agree	Neither agree nor disagree	Disagree	Strongly disagree	CAN'T CHOOSE

**ACPTJOB1** 1) to accept a job that requires new skills.

\_\_\_ ① \_\_\_ ② \_\_\_ ③ \_\_\_ ④ \_\_\_ ⑤ \_\_\_ (8) \_\_\_

**ACPTJOB2** 2) to accept a position with lower pay.

\_\_\_ ① \_\_\_ ② \_\_\_ ③ \_\_\_ ④ \_\_\_ ⑤ \_\_\_ (8) \_\_\_

**ACPTJOB3** 3) to accept temporary employment.

\_\_\_ ① \_\_\_ ② \_\_\_ ③ \_\_\_ ④ \_\_\_ ⑤ \_\_\_ (8) \_\_\_

**ACPTJOB4** 4) to travel longer to get to work

\_\_\_ ① \_\_\_ ② \_\_\_ ③ \_\_\_ ④ \_\_\_ ⑤ \_\_\_ (8) \_\_\_

**SCNDJOB**

88. In addition to your main job, do you do any other work for additional income?

- \_\_\_ ① No      \_\_\_ ③ Yes, mostly on a self-employed basis  
 \_\_\_ ② Yes, mostly as an employee      \_\_\_ (4) YES, OTHER (SPECIFY \_\_\_\_\_ )

☐



89. To what extent do you agree or disagree with each of the following statements about your occupation?

	Strongly agree	Agree	Neither agree nor disagree	Disagree	Strongly disagree	CAN'T CHOOSE
OCCCOM1 1) I definitely want a career for myself in this occupation.	①	②	③	④	⑤	⑧
OCCCOM2 2) This is the ideal vocation for a life work.	①	②	③	④	⑤	⑧
OCCCOM3 3) If I could do it all over again, I would choose to work in this profession.	①	②	③	④	⑤	⑧

(If respondent is not an employee, go to page 20 and ask his/her name and telephone number and stop the interview right now.)

## Supplementary Questions for Employees

※ Finally, I would like to ask you about your workplace

90. To what extent do you agree or disagree with each of the following statements?

SHOW CARD		Strongly agree	Agree	Neither agree nor disagree	Disagree	Strongly disagree	CAN'T CHOOSE
MYVALUE1	1) My company considers me a company asset	①	②	③	④	⑤	⑧
MYVALUE2	2) My company considers that my experiences and skills contribute to the company's value.	①	②	③	④	⑤	⑧
MYVALUE3	3) My company provides me with good opportunities for my growth.	①	②	③	④	⑤	⑧
MYVALUE4	4) My experiences and skills are marketable in the labor market.	①	②	③	④	⑤	⑧
MYVALUE5	5) My experiences and skills are marketable in the labor market.	①	②	③	④	⑤	⑧

91. How much do you feel obliged to your company on the following?

SHOW CARD		Very much	Moderately	Somewhat	Little	Not at all	DON'T KNOW
RDUTY1	1) Staying on the job for a certain period of time.	①	②	③	④	⑤	⑧
RDUTY2	2) Showing loyalty to the company	①	②	③	④	⑤	⑧
RDUTY3	3) Taking voluntary efforts to enhance task capability	①	②	③	④	⑤	⑧
RDUTY4	4) Doing overtime work if necessary.	①	②	③	④	⑤	⑧
RDUTY5	5) Sharing and transferring task skills and know-how with peers.	①	②	③	④	⑤	⑧
RDUTY6	6) Participating actively in innovations initiated by the company.	①	②	③	④	⑤	⑧

92. How fair or unfair do you feel about the rewards you have received from the company considering your following contribution?

SHOW CARD		Very fair	Somewhat fair	Neither fair nor unfair	Somewhat unfair	Very unfair	DON'T KNOW
DISJUS1	1) Intelligence	①	②	③	④	⑤	⑧
DISJUS2	2) Job skills	①	②	③	④	⑤	⑧
DISJUS3	3) Effort	①	②	③	④	⑤	⑧
DISJUS4	4) Educational attainment	①	②	③	④	⑤	⑧
DISJUS5	5) Career	①	②	③	④	⑤	⑧
DISJUS6	6) Performance	①	②	③	④	⑤	⑧
DISJUS7	7) Responsibility	①	②	③	④	⑤	⑧
DISJUS8	8) Job stress	①	②	③	④	⑤	⑧



93. How well does your company implement each of the following obligations?

SHOW CARD		Very well	Fairly well	Somewhat well	Not so well	Not well at all	DON'T KNOW
ORGFULF1	1) To guarantee job security	①	②	③	④	⑤	(8)
ORGFULF2	2) To listen to employees' opinions	①	②	③	④	⑤	(8)
ORGFULF3	3) To provide support for employees' career development	①	②	③	④	⑤	(8)
ORGFULF4	4) To provide competitive fringe benefits and incentives	①	②	③	④	⑤	(8)
ORGFULF5	5) To treat employees like family members	①	②	③	④	⑤	(8)
ORGFULF6	6) To share the company gains or profits	①	②	③	④	⑤	(8)
ORGFULF7	7) To implement family friendly policies	①	②	③	④	⑤	(8)

94. How much do you fulfill the following obligations towards your company?

SHOW CARD		Very well	Fairly well	Somewhat well	Not so well	Not well at all	DON'T KNOW
RFULF1	1) Staying on the job for a certain period of time.	①	②	③	④	⑤	(8)
RFULF2	2) Showing loyalty to the company	①	②	③	④	⑤	(8)
RFULF3	3) Taking voluntary efforts to enhance task capability	①	②	③	④	⑤	(8)
RFULF4	4) Doing overtime work if necessary.	①	②	③	④	⑤	(8)
RFULF5	5) Sharing and transferring task skills and know-how with peers.	①	②	③	④	⑤	(8)
RFULF6	6) Participating actively in innovations initiated by the company.	①	②	③	④	⑤	(8)

95. To what extent do you agree or disagree that the decisions on personnel policy occur in the following ways in your company?

SHOW CARD		Strongly agree	Agree	Neither agree nor disagree	Disagree	Strongly disagree	CAN'T CHOOSE
DCDMID1	1) My company listens to the opinions of most employees who are affected by the decisions.	①	②	③	④	⑤	(8)
DCDMID2	2) My company collects enough information for quality decision	①	②	③	④	⑤	(8)
DCDMID3	3) The decision making is influenced by social connections tied to schools, hometowns, and kinships	①	②	③	④	⑤	(8)
DCDMID4	4) The decision making is affected by decision makers' prejudices and sentiments.	①	②	③	④	⑤	(8)
DCDMID5	5) The rules and principles of decision making are not consistent.	①	②	③	④	⑤	(8)
DCDMID6	6) The decision making is influenced by external power or private patrons' "pulls" and "politics."	①	②	③	④	⑤	(8)
DCDMID7	7) Levels of educational attainment are taken into consideration.	①	②	③	④	⑤	(8)
DCDMID8	8) Levels of efforts, performance, ability, or skills are taken into consideration.	①	②	③	④	⑤	(8)
DCDMID9	9) Gender discrimination occurs in the decision making.	①	②	③	④	⑤	(8)



96. To what extent do you agree or disagree that your company does the following things after important decisions on personnel are made?

SHOW CARD		Strongly agree	Agree	Neither agree nor disagree	Disagree	Strongly disagree	CANT CHOOSE
DCDAFT1	1) My company informs employees of the decisions.	___①___	___②___	___③___	___④___	___⑤___	___(8)___
DCDAFT2	2) My company informs employees how the decisions were made	___①___	___②___	___③___	___④___	___⑤___	___(8)___
DCDAFT3	3) My company explains potential consequences of the decisions on employees	___①___	___②___	___③___	___④___	___⑤___	___(8)___
DCDAFT4	4) My company takes complementary measures for those employees who would be disadvantaged by the decisions.	___①___	___②___	___③___	___④___	___⑤___	___(8)___

※ The interview is now completed. Lastly, we would like to ask you an additional question. Since this survey is very complicated, I might have asked questions incorrectly or missed on some important questions. I would really appreciate if you could give me your name and telephone number so that I could confirm with you later about such mistakes. All information will remain strictly confidential.

What is your name? R' name : \_\_\_\_\_

What is your phone number? R's phone # : \_\_\_\_\_



## 《 The following questions are asked to interviewers 》

※ Please answer these questions right after the interview is completed with no respondents present

97. Interview date and time

Month \_\_\_\_\_ Date \_\_\_\_\_ Day \_\_\_\_\_

\_\_\_\_\_ a.m. \_\_\_\_\_ p.m From: Hour \_\_\_\_\_ Minute \_\_\_\_\_ To: Hour \_\_\_\_\_ Minute \_\_\_\_\_


98. Who filled out this questionnaire?

- \_\_\_\_\_ (1) Interviewer  
 \_\_\_\_\_ (2) Respondent did all  
 \_\_\_\_\_ (3) Respondent did partially
- } (GO TO Q99)

--

## (IF RESPONDENT DID)

98.1 Question numbers that were filled out by the respondent

From Q \_\_\_\_\_ To Q \_\_\_\_\_ From Q \_\_\_\_\_ To Q \_\_\_\_\_

--	--	--	--	--	--	--	--	--	--

99. Were there any persons present during the interview? If so, who were those persons? Choose all that apply.

- \_\_\_\_\_ (1) Children under 6  
 \_\_\_\_\_ (2) Children above 6  
 \_\_\_\_\_ (3) Spouse/ partner  
 \_\_\_\_\_ (4) Other adults

--	--	--	--	--	--	--	--	--	--

100. What was the respondent's attitude during the interview?

- \_\_\_\_\_ (1) Very cooperative  
 \_\_\_\_\_ (2) Somewhat cooperative  
 \_\_\_\_\_ (3) Not very cooperative  
 \_\_\_\_\_ (4) Not cooperative at all

--

101. How good was the respondent's understanding of the questions?

- \_\_\_\_\_ (1) Good  
 \_\_\_\_\_ (2) Fair  
 \_\_\_\_\_ (3) Poor

--

102. How difficult was it to contact the respondent?

- \_\_\_\_\_ (1) Very difficult  
 \_\_\_\_\_ (2) Somewhat difficult  
 \_\_\_\_\_ (3) Not very difficult  
 \_\_\_\_\_ (4) Not difficult at all

--

103. How difficult was it to conduct this interview with the respondent?

- \_\_\_\_\_ (1) Very difficult  
 \_\_\_\_\_ (2) Somewhat difficult  
 \_\_\_\_\_ (3) Not very difficult  
 \_\_\_\_\_ (4) Not difficult at all

--

104.1 Which incentive did you suggest to accept? Choose all that apply.

- \_\_\_\_\_ (1) Gift certificate  
 \_\_\_\_\_ (2) Ball-pen set  
 \_\_\_\_\_ (3) Umbrella

--	--	--	--	--	--	--	--	--	--

104.2 Which incentive did the respondent take? Choose all that apply.

- \_\_\_\_\_ (1) Gift certificate  
 \_\_\_\_\_ (2) Ball-pen set  
 \_\_\_\_\_ (3) Umbrella  
 \_\_\_\_\_ (9) DIDN'T TAKE

--	--	--	--	--	--	--	--	--	--

105. Final result of the interview

- \_\_\_\_\_ (1) Complete  
 \_\_\_\_\_ (2) Incomplete

--

## &lt;INFORMATION ABOUT THE INTERVIEWER&gt;

106. INTERVIEWER ID : \_\_\_\_\_

--	--	--	--	--	--	--	--	--	--

107. SEX : \_\_\_\_\_ (1) MALE \_\_\_\_\_ (2) FEMALE

--

108. AGE: \_\_\_\_\_

--	--	--	--	--	--	--	--	--	--

109. AFFILIATION: \_\_\_\_\_ UNIVERSITY \_\_\_\_\_ DEPARTMENT \_\_\_\_\_ YEAR

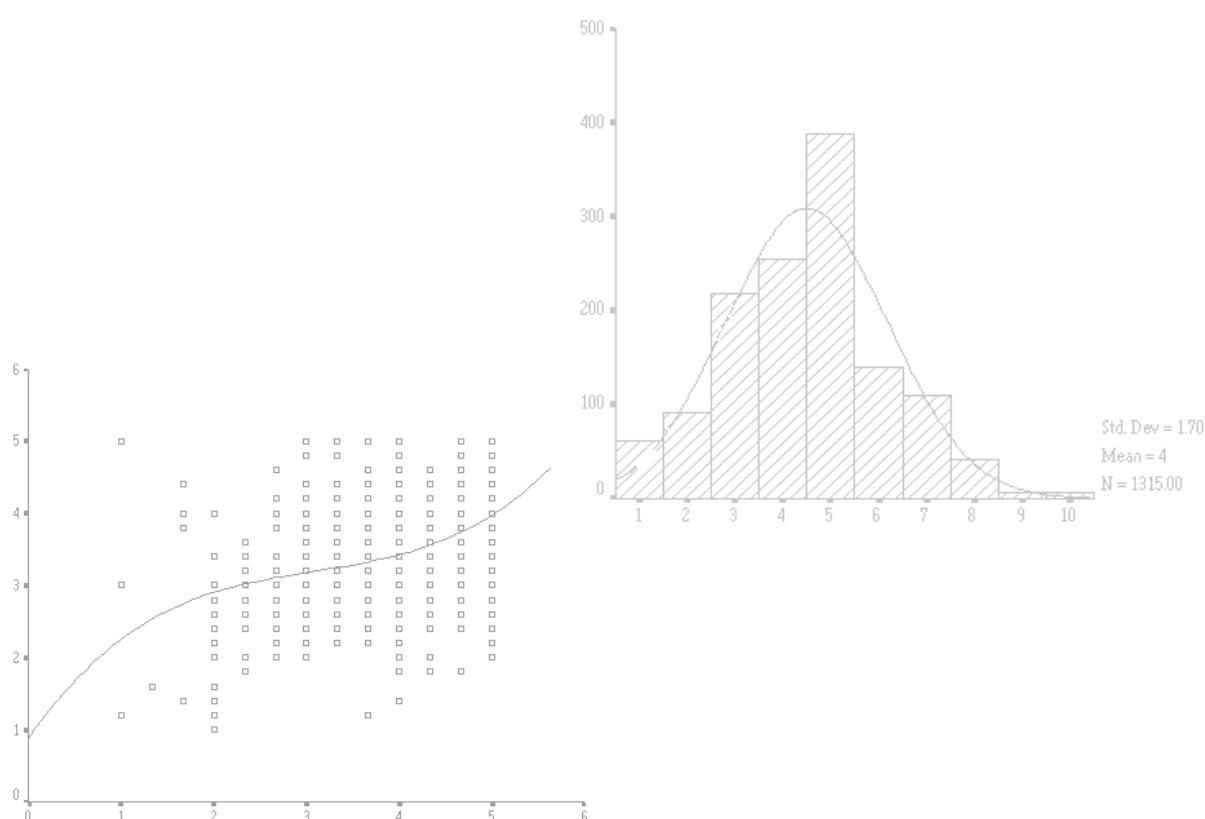
--	--	--	--	--	--	--	--	--	--

NAME: \_\_\_\_\_ TELEPHONE: \_\_\_\_\_

--



# 2006 Korean General Social Survey



**Survey Research Center, Sungkyunkwan University**

53-3 Myungryun-Dong, Jongno-Ku, Seoul 110-745, South Korea  
(Tel.) +82-2-760-1270 (Fax) +82-2-744-6169 (E-mail) [src@skku.edu](mailto:src@skku.edu)  
(Web) <http://www.src.re.kr>



The Survey Research Center (SRC) at Sungkyunkwan University is currently conducting the Korean General Social Survey (KGSS), an annual national sample survey funded by Korea Research Foundation (KRF). The purpose of this survey is to collect primary social data that can be widely used in cross-national comparative studies. Most Questions in this survey concern your opinions on some of the basic political, economic, and social phenomena. The survey also includes your opinion of the role of the government, the 2006 modular topic of the International Social Survey Programme (ISSP), in which 40 countries all over the world are currently participating.

Since we have selected our respondents in a way to best represent the people in this country, the results of this survey are likely to lose representativeness if you do not respond to this interview. We would sincerely like to ask your cooperation so that this survey could produce valuable research data. Your answers will be kept strictly confidential and anonymous. We would really appreciate if you take time to answer every question in this survey.

June, 2006

Survey Research Center, Sungkyunkwan University

Director: Yang, Jonghoe

Principal Investigator: Kim, Sangwook



※ To begin with, I would like to ask you a few questions about this society.

**HELPFUL**

1. Would you say that most of the time people try to be helpful, or they are mostly just looking out for themselves?

- \_\_\_ ① Try to be helpful                      \_\_\_ (3) DEPENDS  
\_\_\_ ② Just look out for themselves        \_\_\_ (8) DON'T KNOW

☐
**TRUST**

2. Generally speaking, would you say that most people can be trusted or that you can't be too careful in dealing with people?

- \_\_\_ ① Most people can be trusted                      \_\_\_ (3) DEPENDS  
\_\_\_ ② Can't be too careful                                \_\_\_ (8) DON'T KNOW

☐

3. I am going to name some institutions in this country. As far as the people running these institutions are concerned, would you say you have a great deal of confidence, only some confidence, or hardly any confidence at all in them?

SHOW CARD		A great deal of confidence	Only some confidence	Hardly any confidence at all	DON'T KNOW
CONBUS	1) Major companies	___ ① ___	___ ② ___	___ ③ ___	___ (8) ___
CONCLERG	2) Organized religion	___ ① ___	___ ② ___	___ ③ ___	___ (8) ___
CONEDUC	3) Education	___ ① ___	___ ② ___	___ ③ ___	___ (8) ___
CONLABOR	4) Organized labor	___ ① ___	___ ② ___	___ ③ ___	___ (8) ___
CONPRESS	5) Newspaper	___ ① ___	___ ② ___	___ ③ ___	___ (8) ___
CONTV	6) TV	___ ① ___	___ ② ___	___ ③ ___	___ (8) ___
CONMEDIC	7) Medicine	___ ① ___	___ ② ___	___ ③ ___	___ (8) ___
CONGOVT	8) Executive branch of the national government	___ ① ___	___ ② ___	___ ③ ___	___ (8) ___
CONLGOVT	9) Local government	___ ① ___	___ ② ___	___ ③ ___	___ (8) ___
CONLEGIS	10) Congress	___ ① ___	___ ② ___	___ ③ ___	___ (8) ___
CONJUDGE	11) The Supreme Court	___ ① ___	___ ② ___	___ ③ ___	___ (8) ___
CONSCI	12) Scientific community	___ ① ___	___ ② ___	___ ③ ___	___ (8) ___
CONARMY	13) Military	___ ① ___	___ ② ___	___ ③ ___	___ (8) ___
CONFINAN	14) Banks and financial institutions	___ ① ___	___ ② ___	___ ③ ___	___ (8) ___
CONBLUHO	15) The Blue House	___ ① ___	___ ② ___	___ ③ ___	___ (8) ___
CONCSO	16) Civic Activist Organizations	___ ① ___	___ ② ___	___ ③ ___	___ (8) ___

**RELIABLE**

4. Generally, how trustful do you perceive this society to be? A score of 0 indicates a society that is hardly trustful, while a score of 10 indicates a society that is very trustful.

SHOW CARD	Hardly trustful		Very trustful	DON'T KNOW	<input type="checkbox"/>						
___ 0	___ 1	___ 2	___ 3	___ 4	___ 5	___ 6	___ 7	___ 8	___ 9	___ 10	_(88)_



※ Now I would like to ask you a few questions about politics and reunification in this country.

KRPROUD

5. How proud are you of being South Korean?

- \_\_\_\_ ① Very proud  
 \_\_\_\_ ② Somewhat proud  
 \_\_\_\_ ③ Not very proud  
 \_\_\_\_ ④ Not proud at all  
 (8) DON'T KNOW

## NORTHWHO

6. What do you think North Korea is to us? Please choose one answer only among the following.

- \_\_\_ ① A country to support                      \_\_\_ ③ A country to guard against                      \_\_\_ (8) DON'T KNOW  
② A country to cooperate with                      ④ A country to fight against

## SEDISTAN

7. Which country do you feel closest to among the following countries?

- \_\_\_\_ ① U.S.A.                      \_\_\_\_ ③ North Korea                      \_\_\_\_ ⑤ Russia  
 \_\_\_\_ ② Japan                      \_\_\_\_ ④ China                      \_\_\_\_ ⑥ DON'T KNOW

## UNIF

8. To what extent do you think the unification between South and North Korea is necessary?

- \_\_\_\_ ① Very necessary                      \_\_\_\_ ③ Somewhat unnecessary                      \_\_\_\_ (8) DON'T KNOW  
\_\_\_\_ ② Somewhat necessary                      \_\_\_\_ ④ Very unnecessary

100

## SATPOL

9. How satisfied are you with the current state of politics in South Korea?

- \_\_\_\_ ① Very satisfied  
 \_\_\_\_ ② Somewhat satisfied  
 \_\_\_\_ ③ Neither satisfied nor dissatisfied  
 \_\_\_\_ ④ Somewhat dissatisfied  
 \_\_\_\_ ⑤ Very dissatisfied  
 \_\_\_\_ (8) DON'T KNOW

## VOTE06

10. Did you vote in the last Local Government elections(May, 2006)?

- \_\_\_\_ ① Voted  
 \_\_\_\_ ② Did not vote  
 \_\_\_\_ (8) DON'T KNOW  
 \_\_\_\_ (9) NO VOTING RIGHT



## PRTYIDO6

11. Currently which political party do you support most?

- \_\_\_\_ ① People First Party  
 \_\_\_\_ ② Grand National Party  
 \_\_\_\_ ③ Millennium Democratic Party  
 \_\_\_\_ ④ Uri Party  
 \_\_\_\_ ⑤ Democratic Labor Party  
 \_\_\_\_ ⑥ OTHER (SPECIFY \_\_\_\_\_ )  
 \_\_\_\_ ⑦ NONE OF THESE (GO TO Q11.1)  
 \_\_\_\_ (88) DON'T KNOW

## PRTYPRO6 (IF NONE OF THESE)

11.1 If you do not actively support any party, is there a party you usually feel favorable toward?

- \_\_\_\_ ① People First Party  
 \_\_\_\_ ② Grand National Party  
 \_\_\_\_ ③ Millennium Democratic Party  
 \_\_\_\_ ④ Uri Party  
 \_\_\_\_ ⑤ Democratic Labor Party  
 \_\_\_\_ ⑥ OTHER (SPECIFY \_\_\_\_\_ )  
 \_\_\_\_ ⑦ NONE OF THESE  
 \_\_\_\_ ⑧ DON'T KNOW

## PRTYABO6

12. Which party do you think has the most ability to take political power in the next presidential election?

- \_\_\_\_ ① People First Party  
 \_\_\_\_ ② Grand National Party  
 \_\_\_\_ ③ Millennium Democratic Party  
 \_\_\_\_ ④ Uri Party  
 \_\_\_\_ ⑤ Democratic Labor Party  
 \_\_\_\_ ⑥ OTHER (SPECIFY \_\_\_\_\_ )  
 \_\_\_\_ ⑦ NONE OF THESE  
 \_\_\_\_ (88) DON'T KNOW



**POLPROS**

13. Do you think the political conditions in South Korea will be much better, somewhat better, about the same, somewhat worse, or much worse?

- \_\_\_\_ ① Much better  
 \_\_\_\_ ② Somewhat better  
 \_\_\_\_ ③ About the same  
 \_\_\_\_ ④ Somewhat worse  
 \_\_\_\_ ⑤ Much worse  
 \_\_\_\_ ⑥ DON'T KNOW

## CURGOV

14. On the whole, how good do you think the current government is in administering state affairs?

- \_\_\_\_ ① Very good  
 \_\_\_\_ ② Somewhat good  
 \_\_\_\_ ③ Neither good nor poor  
 \_\_\_\_ ④ Somewhat poor  
 \_\_\_\_ ⑤ Very poor  
 \_\_\_\_ ⑧ DON'T KNOW



# PARTYLR

15. To what degree do you think yourself politically liberal or conservative?

- \_\_\_\_ ① Very liberal  
 \_\_\_\_ ② Somewhat liberal  
 \_\_\_\_ ③ Neither liberal nor conservative  
 \_\_\_\_ ④ Somewhat conservative  
 \_\_\_\_ ⑤ Very conservative  
 \_\_\_\_ (8) CAN'T CHOOSE

※ Next, I'm going to ask you a few questions about economic issues.

16. Which of the words from the following comes to your mind first when you think of 'capitalism'? Which comes next?

SHOW  
CARD

- ① Material prosperity      ③ Competition      ⑤ Gap between rich and poor      ⑦ Exploitation  
② Corruption      ④ Efficiency      ⑥ Ample opportunities

- 1) First \_\_\_\_\_ **IMACAP1** \_\_\_\_\_ (88) DON'T KNOW
- 2) Second \_\_\_\_\_ **IMACAP2** \_\_\_\_\_ (88) DON'T KNOW

A diagram showing a rectangle divided into two equal squares by a vertical dashed line. The entire figure is enclosed in a dashed border.

--	--

**SATECO**

17. How satisfied are you with the current state of economy in South Korea?

- \_\_\_\_ ① Very satisfied  
 \_\_\_\_ ② Somewhat satisfied  
 \_\_\_\_ ③ Neither satisfied nor dissatisfied  
 \_\_\_\_ ④ Somewhat dissatisfied  
 \_\_\_\_ ⑤ Very dissatisfied  
 \_\_\_\_ (8) DON'T KNOW

## BIGECOO

18. What influence do you think the large corporations (business conglomerates) in South Korea have made to the national economy?

- \_\_\_ ① Very positive influence                      \_\_\_ ③ Fairly negative influence  
\_\_\_ ② Fairly positive influence                    \_\_\_ ④ Very negative influence  
\_\_\_\_ (8) DON'T KNOW

**BIGECOFO**

19. What influence do you think the large corporations (business conglomerates) in South Korea will make to the national economy in the future?

- \_\_\_\_ ① Very positive influence  
 \_\_\_\_ ② Fairly positive influence  
 \_\_\_\_ ③ Fairly negative influence  
 \_\_\_\_ ④ Very negative influence  
 \_\_\_\_ (8) DON'T KNOW

## BIGSIZE

20. To what extent do you think the size of the large corporations (business conglomerates) in South Korea should become larger or smaller?

- ☐ ① Much larger                      ☐ ④ Somewhat smaller
- ☐ ② Somewhat larger                ☐ ⑤ Much smaller
- ☐ ③ Just as the same                  (8) DON'T KNOW



21. Which of the followings is the most important in order for business firms to win people's favor? Which comes next?

SHOW  
CARD

- |                         |                                       |                                    |
|-------------------------|---------------------------------------|------------------------------------|
| ① Increasing exports    | ④ Ensuring transparency in management | ⑦ Protecting environment           |
| ② Increasing employment | ⑤ Producing quality goods             | ⑧ Building a good image of the CEO |
| ③ Paying tax honestly   | ⑥ Contributing to social welfare      |                                    |

1) First \_\_\_\_\_ **FAVOR1** \_\_\_\_\_ (88) DON'T KNOW

2) Second \_\_\_\_\_ **FAVOR2** \_\_\_\_\_ (88) DON'T KNOW

22. Which one of the followings is the most important for the success of business? Which comes next?

SHOW  
CARD

- |                      |                                  |                                |                       |
|----------------------|----------------------------------|--------------------------------|-----------------------|
| ① CEO's leadership   | ③ Employment of talented workers | ⑤ Technological capacity       | ⑦ Financial stability |
| ② Ethical management | ④ Brand value                    | ⑥ Relationship with government |                       |

1) First \_\_\_\_\_ **SUCCESS1** \_\_\_\_\_ (88) DON'T KNOW

2) Second \_\_\_\_\_ **SUCCESS2** \_\_\_\_\_ (88) DON'T KNOW

**UNIONDSR**

23. What kind of labor union do you think is the most desirable for the union activities in South Korea?

- \_\_\_ ① Company(firm)-level union
- \_\_\_ ② Industry-level union (Korean Financial Industry Union, Korean Union of Teaching and Education Workers, Korea Metal Worker's Unions, etc.)
- \_\_\_ ③ Nation-level union (Federation of Korean Trade Unions, Korean Confederation of Trade Unions, etc)
- \_\_\_ (8) DON'T KNOW

**UNIONO6**

24. How moderate or stubborn do you think labor unions are in South Korea?

- \_\_\_ ① Very moderate
- \_\_\_ ② Somewhat moderate
- \_\_\_ ③ Neither moderate nor stubborn
- \_\_\_ ④ Somewhat stubborn
- \_\_\_ ⑤ Very stubborn
- \_\_\_ (8) DON'T KNOW

**ECOPROS**

25. Do you think the economic conditions in South Korea will be much better, somewhat better, about the same, somewhat worse, or much worse?

- \_\_\_ ① Much better
- \_\_\_ ② Somewhat better
- \_\_\_ ③ About the same
- \_\_\_ ④ Somewhat worse
- \_\_\_ ⑤ Much worse
- \_\_\_ (8) DON'T KNOW

※ Next, I'm going to ask about your everyday life and household.

26. Which of the followings is the most important in order for your life? Which comes next?

SHOW  
CARD

- |           |            |          |                          |          |
|-----------|------------|----------|--------------------------|----------|
| ① Leisure | ③ Power    | ⑤ Health | ⑦ Educational attainment | ⑨ Family |
| ② Friends | ④ Neighbor | ⑥ Money  | ⑧ Religion               | ⑩ Work   |

1) First \_\_\_\_\_ **IMPLF1** \_\_\_\_\_ (88) DON'T KNOW

2) Second \_\_\_\_\_ **IMPLF2** \_\_\_\_\_ (88) DON'T KNOW

**ATTEND**

27. How often do you attend religious services?

- \_\_\_ (01) A few times a week
- \_\_\_ (02) Once a week
- \_\_\_ (03) Two or three times a month
- \_\_\_ (04) Once a month
- \_\_\_ (05) Several times a year
- \_\_\_ (06) Once a year
- \_\_\_ (07) Less than once a year
- \_\_\_ (08) NEVER
- \_\_\_ (88) DON'T KNOW



**RELIG**

28. What is your religion?

- \_\_\_ ① Buddhist  
\_\_\_ ② Protestant  
\_\_\_ ③ Catholic

- \_\_\_ ④ No religion (GO TO Q29)  
\_\_\_ (77) OTHER (SPECIFY \_\_\_\_\_ )

☐

**RELITEN (IF YOU HAVE A RELIGION)**

28.1 Do you call yourself a strong, or not a very strong follower of your religion?

- \_\_\_ ① Strong  
\_\_\_ ② Somewhat strong  
\_\_\_ ③ Not very strong  
\_\_\_ (8) DON'T KNOW

☐

**URBRURAL**

29. Which of the categories below comes closest to the type of place you are living in now?

- \_\_\_ ① A big city  
\_\_\_ ② The suburbs or outskirts of a big city  
\_\_\_ ③ A small city or a town  
\_\_\_ ④ A country village  
\_\_\_ ⑤ A farm or home in the country  
\_\_\_ (8) DON'T KNOW

☐

**CLASSO6**

30. Which social class do you think you belong in?

- \_\_\_ ① Lower-lower  
\_\_\_ ② Upper-lower  
\_\_\_ ③ Lower-middle  
\_\_\_ ④ Upper-middle  
\_\_\_ ⑤ Lower-upper  
\_\_\_ ⑥ Upper-upper  
\_\_\_ (8) DON'T KNOW

SHOW  
CARD

☐

**FINALTER**

31. During the last few years, has the financial situation of your household been getting much better, somewhat better, stayed the same, somewhat worse, or much worse?

- \_\_\_ ① Much better  
\_\_\_ ② Somewhat better  
\_\_\_ ③ Stayed the same  
\_\_\_ ④ Somewhat worse  
\_\_\_ ⑤ Much worse  
\_\_\_ (8) DON'T KNOW

☐

**FINRELO5**

32. Compared with South Korean families in general, would you say your family income is—far above average, above average, average, below average, or far below average?

- \_\_\_ ① Far above average  
\_\_\_ ② Above average  
\_\_\_ ③ Average  
\_\_\_ ④ Below average  
\_\_\_ ⑤ Far below average  
\_\_\_ (8) DON'T KNOW

☐

**PARSOL**

33. Compared to your parents when they were the age you are now, do you think your own standard of living now is much better, somewhat better, about the same, somewhat worse, or much worse than theirs was?

- \_\_\_ ① Much better  
\_\_\_ ② Somewhat better  
\_\_\_ ③ About the same  
\_\_\_ ④ Somewhat worse  
\_\_\_ ⑤ Much worse  
\_\_\_ (8) DON'T KNOW

☐

**KIDSOLO6**

34. When your children reach the age you are now, do you think their standard of living will be much better, somewhat better, about the same, somewhat worse, or much worse than yours? Please answer questions even if you don't have children.

- \_\_\_ ① Much better  
\_\_\_ ② Somewhat better  
\_\_\_ ③ About the same  
\_\_\_ ④ Somewhat worse  
\_\_\_ ⑤ Much worse  
\_\_\_ (8) DON'T KNOW

☐

**APPCCSXB**

35. If you were to have only one child, would you prefer a son or a daughter?

- \_\_\_ ① A son  
\_\_\_ ② A daughter  
\_\_\_ (3) NO PREFERENCE

☐



**RANK**

36. In our society there are groups which tend to be towards the top and groups which tend to be towards the bottom. Below is a scale that runs top to bottom. Where would you put yourself on this scale?

SHOW CARD	Bottom										Top	DON'T KNOW	
		___ 1	___ 2	___ 3	___ 4	___ 5	___ 6	___ 7	___ 8	___ 9	___ 10	___ (88)	

**SATFIN**

37. So far as you and your house are concerned, how satisfied are you with your current financial situation?

___ ① Very satisfied	___ ④ Somewhat dissatisfied	<input type="checkbox"/>
___ ② Somewhat satisfied	___ ⑤ Very dissatisfied	
___ ③ Neither satisfied nor dissatisfied	___ ⑧ DON'T KNOW	

**THRGEN**

38. Do you think it desirable for three generations (older people, their married children, and grandchildren) to share a home?

___ ① Desirable	___ ⑧ DON'T KNOW	<input type="checkbox"/>
___ ② Undesirable		

**IDLCHDN**

39. What do you think is the ideal number of children for a family to have?

___ ① 0 person	___ ③ 2 persons	___ ⑤ 4 persons	<input type="checkbox"/>
___ ② 1 person	___ ④ 3 persons	___ ⑥ 5 persons or more (How many? )	

※ Next, I'm going to ask about your family.

**HOMPOP**

40. How many family members, including yourself, live at your residence? Do not include those who are temporarily living elsewhere due to schooling, employment, military service, etc.

NUMBER OF FAMILY MEMBERS LIVING WITH RESPONDENT: \_\_\_\_\_ ☐

**SEPAPOP**

41. Are there any family members who are living somewhere else due to schooling, employment, military service, etc? (If there are) How many such persons are there?

NUMBER OF FAMILY MEMBERS LIVING AWAY FROM RESPONDENT: \_\_\_\_\_ ☐

**UNRELAT**

42. How many persons live in your house who are not your family members (e.g., friends, partner, etc.)?

NUMBER OF NON-FAMILY MEMBERS LIVING WITH RESPONDENT: \_\_\_\_\_ (0) NONE ☐



43. I would like to ask about your relationship with your family members. Family members include those living in your house, living somewhere else, and those who are not blood-related to you but live in your house. Please answer the following questions accordingly. (WRITE DOWN THE PERSON'S RELATIONSHIP TO THE RESPONDENT FIRST, AND THEN ASK PERSON'S SEX, AGE, MARITAL STATUS, CO-RESIDENCE STATUS, THE REASON FOR LIVING ELSEWHERE, EMPLOYMENT STATUS, AND THE REASON FOR NOT WORKING. CHECK ANSWERS, OR RECORD THE CODE NUMBER OR HIS/HER RESPONSE.)

- 1) Relation to respondent
- 2) Is [PERSON] male or female?
- 3) How old is [PERSON]?
- 4) Is [PERSON] now married, widowed, divorced, separated, cohabiting, or never married?
- 5) Is [PERSON] living in your house, or is [PERSON] staying somewhere else?
- 6) (IF [PERSON] IS TEMPORARILY STAYING ELSEWHERE) What is the primary reason for not living together?
- 7) Is [PERSON] currently working for pay?
- 8) (IF NOT WORKING) What is the primary reason for not working?

	1) Relation to respondent		2) Sex		3) Age	4) Marital status		5) Co-Residence Status			7) Employment status			
	Relation	Code	① M	② F		Status	Code	① Living together	② Not living together	6) Reason for not living together Reason Code	① Employed	② Not employed	8) Reason for not working Reason Code	
1	RELATE1		SEX		AGE	MARITAL		AWAY1	WHYAWY1		EMPLY1	WHYNOE1		
2	RELATE2		GENDER2		OLD2	MAR2		AWAY2	WHYAWY2		EMPLY2	WHYNOE2		
3	RELATE3		GENDER3		OLD3	MAR3		AWAY3	WHYAWY3		EMPLY3	WHYNOE3		
4	RELATE4		GENDER4		OLD4	MAR4		AWAY4	WHYAWY4		EMPLY4	WHYNOE4		
5	RELATE5		GENDER5		OLD5	MAR5		AWAY5	WHYAWY5		EMPLY5	WHYNOE5		
6	RELATE6		GENDER6		OLD6	MAR6		AWAY6	WHYAWY6		EMPLY6	WHYNOE6		
7	RELATE7		GENDER7		OLD7	MAR7		AWAY7	WHYAWY7		EMPLY7	WHYNOE7		
8	RELATE8		GENDER8		OLD8	MAR8		AWAY8	WHYAWY8		EMPLY8	WHYNOE8		
9	RELATE9		GENDER9		OLD9	MAR9		AWAY9	WHYAWY9		EMPLY9	WHYNOE9		
10	RELATE10		GENDER10		OLD10	MAR10		AWAY10	WHYAWY10		EMPLY10	WHYNOE10		

#### 《 CODE LISTS 》

1) Relation to respondent		4) Marital status	6) Reasons for living elsewhere	8) Reasons for not working
(01) Respondent	(11) Parent	① Married	(01) Schooling	(01) Under the school age
(02) Spouse	(12) Spouse's parent	② Widowed	(02) Employment	(02) Schooling
(03) 1st child	(13) Sibling	③ Divorced	(03) Military service	(03) Staying at home
(04) 2nd child	(14) Spouse's sibling	④ Separated	(04) Respondent's schooling	(04) Old age
(05) 3rd child	(15) Grand parent	⑤ Never married	(05) Respondent's employment	(05) Illness
(06) 4th child	(16) Friend	⑥ Cohabiting	(06) Child birth	(06) Disabled
(07) 5th child	(17) Boarder		(77) OTHER (SPECIFY: _____)	(07) Temporarily not working
(08) Child's spouse	(18) Housemaid			(08) Unemployed
(09) Grand child	(19) Partner			(09) Retired
(10) Grand child's spouse	(20) Care provider			(10) Retired under the age limit
	(77) OTHER (SPECIFY: _____)			(77) OTHER (SPECIFY: _____)

HHWHO / HDHEAD / HHSEX / HHAGE / HHMARI / HHAWAY / HHWHYAWY / HHEMPY / HHWHYNOE

44. Who is the household head?

(WRITE DOWN THE SERIAL NUMBER AND RELATION TO THE RESPONDENT FROM THE ABOVE TABLE)

RELATION TO RESPONDENT: \_\_\_\_\_ SERIAL NUMBER: \_\_\_\_\_

45. How many brothers and sisters do you have? Please include those who are deceased.

Older brothers	Older sisters	Yourself	Younger brothers	Younger sisters	Total
SIBNO1	SIBNO2	SIBNO3	SIBNO4	SIBNO5	SIBNO6

46. (IF R HAS A SPOUSE) How many brothers and sisters does your spouse have? Please include those who are deceased. (99) NO SPOUSE

Older brothers	Older sisters	Your spouse	Younger brothers	Younger sisters	Total
SPSIBNO1	SPSIBNO2	SPSIBNO3	SPSIBNO4	SPSIBNO5	SPSIBNO6

SONNO / DAUNO

47. (IF R HAS CHILDREN) How many sons and daughters have you had? Please include those who have left home or are deceased.

Son: \_\_\_\_\_ Daughter: \_\_\_\_\_ (99) NONE(GO TO Q49)

--	--	--	--	--	--



48. If you have sons and daughters who do not currently live with you, please tell us about each of them.

(DO NOT INCLUDE THOSE MENTIONED IN Q41. )

(99) NONE (GO TO Q49)

- 1) Relation to respondent
- 2) How old is [PERSON]?
- 3) Is [PERSON] now married, widowed, divorced, separated, cohabiting, or never married?
- 4) Is [PERSON] currently working for pay?
- 5) How far does [PERSON] live from you?
- 6) How often do you keep in face-to-face contact with [PERSON]?
- 7) How often do you keep in any other contact besides face-to-face contact (talking on the phone, writing letters/e-mail et c.) with [PERSON]?

1) Relation to respondent	2) Age	3) Marital status	4) Employment status		5) How far live?	6) How often face-to-face contact?	7) How often any other contact?
			① Employed	② Not employed			
AC1BOR	AC1OLD	AC1MAR	AC1EMP		AC1FAR	AC1SEE	AC1CAL
AC2BOR	AC2OLD	AC2MAR	AC2EMP		AC2FAR	AC2SEE	AC2CAL
AC3BOR	AC3OLD	AC3MAR	AC3EMP		AC3FAR	AC3SEE	AC3CAL
AC4BOR	AC4OLD	AC4MAR	AC4EMP		AC4FAR	AC4SEE	AC4CAL
AC5BOR	AC5OLD	AC5MAR	AC5EMP		AC5FAR	AC5SEE	AC5CAL
AC6BOR	AC6OLD	AC6MAR	AC6EMP		AC6FAR	AC6SEE	AC6CAL

《 CODE LISTS 》

1) Relation to respondent	3) Marital status	5) How far live?	6) How often face-to-face contact?	7) How often any other contact?
(01) 1st son (02) 1st daughter (03) 2nd son (04) 2nd daughter (05) 3rd son (06) 3rd daughter (07) 4th son (08) 4th daughter (09) 5th son (10) 5th daughter (77) OTHER ( the son/daughter)	① Married ② Widowed ③ Divorced ④ Separated ⑤ Never married ⑥ Cohabiting	(01) Next door, same building, or same street (02) Within 15 minutes' walk (03) Within 15 to 30 minutes by car or train (04) Within 30 minutes to an hour by car or train (05) Within an hour to 3 hours by car or train (06) More than 3 hours by car or train	(01) Daily (02) Several times a week (03) About once a week (04) About once a month (05) Several times a year (06) About once a year (07) Less than once a year	(01) Daily (02) Several times a week (03) About once a week (04) About once a month (05) Several times a year (06) About once a year (07) Less than once a year

49. Please answer the following questions about how often you keep in contact with your parents and your spouse's parents.

- 1) Is [PERSON] alive?
- 2) How old is [PERSON]?
- 3) Is [PERSON] now never married, married, divorced, widowed, separated, or cohabiting?
- 4) Is [PERSON] currently working for pay?
- 5) With whom is [PERSON] currently living?
- 6) How far does [PERSON] live from you?
- 7) How often do you keep in face-to-face contact with [PERSON]?
- 8) How often do you keep in any other contact besides face-to-face contact (talking on the phone, writing letters/e-mail, et c.) with [PERSON]?

Relation to respondent	1) Alive or not		2) Age	3) Marital status	4) Employment status		5) Living Arrangement	6) How far live?	7) How often face-to-face contact?	8) How often any other contact?	Not Applicable
	① Alive	② Not Alive			① Employed	② Not employed					
Own Father	RPAALI		RPAOLD	RPAMAR	RPAEMP		RPACOH	RPAFAR	RPASEE	RPACAL	
Ownr Mother	RMAALI		RMAOLD	RMAMAR	RMAEMP		RMACOH	RMAFAR	RMASEE	RMACAL	
Spouse's Father	SPPALI		SPPOLD	SPPMAR	SPPEMP		SPPCOH	SPPFAR	SPPSEE	SPPCAL	
Spouse's Mother	SPMALI		SPMOLD	SPMMAR	SPMEMP		SPMCOH	SPMFAR	SPMSEE	SPMCAL	

《 CODE LISTS 》

3) Marital status	5) Living Arrangement	6) How far live?	7) How often face-to-face contact?	8) How often any other contact?
① Married ② Widowed ③ Divorced ④ Separated ⑤ Never married ⑥ Cohabiting	(01) Married son (02) Married daughter (03) Unmarried son or daughter (04) Spouse only (05) Alone (06) A care facility (77) OTHER (SPECIFY: )	(00) Living together (01) Next door, same building, or same street (02) Within 15 minutes' walk (03) Within 15 to 30 minutes by car or train (04) Within 30 minutes to an hour by car or train (05) Within an hour to 3 hours by car or train (06) More than 3 hours by car or train	(00) Living together (01) Daily (02) Several times a week (03) About once a week (04) About once a month (05) Several times a year (06) About once a year (07) Less than once a year	(00) Living together (01) Daily (02) Several times a week (03) About once a week (04) About once a month (05) Several times a year (06) About once a year (07) Less than once a year



※ Now, I would like to ask you about how much education you and your family members have received.

**EDUC**

50. What is the highest level of school you have attended?

____ (00) NO FORMAL SCHOOL ____ (08) OTHERS (EX SEODANG) ▼	____ (01) Elementary school    ____ (04) Junior college (Two or three-year course) ____ (02) Junior high school    ____ (05) College (Four-year course) ____ (03) High school    ____ (06) Graduate school (Masters) ____ (07) Graduate school (PhD) ▼		
	<b>GRADUATE</b> 50.1 Did you graduate from this school, or are you currently attending?		
	____ ① Graduated ▼	____ ② Dropped out ▼ <b>DROPYR</b> 50.2 In what grade did you drop out? _____ GRADE	____ ③ Currently attending ▼ <b>CURRYR</b> 50.3 What grade are you in? _____ GRADE

 
**SPEDUC**

51. What is the highest level of school your spouse has attended?

____ (99) NO SPOUSE ____ (00) NO FORMAL SCHOOL ____ (08) OTHERS (EX SEODANG) ▼	____ (01) Elementary school    ____ (04) Junior college (Two or three-year course) ____ (02) Junior high school    ____ (05) College (Four-year course) ____ (03) High school    ____ (06) Graduate school (Masters) ____ (07) Graduate school (PhD) ▼		
	<b>SPGRAD</b> 51.1 Did your spouse graduate from this school, or is spouse currently attending?		
	____ ① Graduated ▼	____ ② Dropped out ▼ <b>SPDROPYR</b> 51.2 In what grade did your spouse drop out? _____ GRADE	____ ③ Currently attending ▼ <b>SPCURRYR</b> 51.3 What grade is your spouse in? _____ GRADE

 
**PAEDUC**

52. What is the highest level of school your father has attended?

____ (00) NO FORMAL SCHOOL ____ (08) OTHERS (EX SEODANG) ____ (88) DONT KNOW ▼	____ (01) Elementary school    ____ (04) Junior college (Two or three-year course) ____ (02) Junior high school    ____ (05) College (Four-year course) ____ (03) High school    ____ (06) Graduate school (Masters) ____ (07) Graduate school (PhD) ▼		
	<b>PAGRAD</b> 52.1 Did you graduate from this school, or are you currently attending?		
	____ ① Graduated ▼	____ ② Dropped out ▼ <b>PADROPYR</b> 52.2 In what grade did he drop out? _____ GRADE	____ ③ Currently attending ▼ <b>PACURRYR</b> 52.3 What grade is he in? _____ GRADE

 
**MAEDUC**

53. What is the highest level of school your mother has attended?

____ (00) NO FORMAL SCHOOL ____ (08) OTHERS (EX SEODANG) ____ (88) DONT KNOW ▼	____ (01) Elementary school    ____ (04) Junior college (Two or three-year course) ____ (02) Junior high school    ____ (05) College (Four-year course) ____ (03) High school    ____ (06) Graduate school (Masters) ____ (07) Graduate school (PhD) ▼		
	<b>MAGRAD</b> 53.1 Did you graduate from this school, or are you currently attending?		
	____ ① Graduated ▼	____ ② Dropped out ▼ <b>MADROPYR</b> 53.2 In what grade did she drop out? _____ GRADE	____ ③ Currently attending ▼ <b>MACURRYR</b> 53.3 What grade is she in? _____ GRADE



※ Next, I am going to ask about your main job .

INCMR

54. Do you have a job that provides income?

① Yes ▼		② No ▼
<b>EMPED 54.1</b> Do you work for someone else?		
① Yes ▼	② No ▼	
<b>WGSTAT</b> 54.2 What is your employment status? ____ ① Regular employee ____ ② Temporary employee ____ ③ Day labor <b>WGPTFL</b> 54.3 Are you working part time or full time? ____ ① Part-time ____ ② Full-time <b>WGWKHR</b> 54.4 How many hours a week do you work on average? _____ Hours (888) DON'T KNOW <b>WGTEYR</b> 54.5 How long have you worked for the current employer? _____ Years _____ Months <b>WGSTAB</b> 54.6 Is it possible to keep this job as long as you want? ____ ① Yes ____ ② No (8) DON'T KNOW <b>WGSECT</b> 54.7 Are you employed by the government, a publicly owned firm, a private firm, or a non-profit organization? ____ ① Government ____ ② Publicly owned firm ____ ③ Private firm ____ ④ Non-profit organization <b>WGUNN</b> 54.8 Are you a union member? ____ ① Yes ____ ② No (GO TO Q54.8.1) <b>WGUNNP(IF NOT UNION MEMBER)</b> 54.8.1 Were you a member of trade union before? ____ ① Yes ____ ② No ▼	<b>SFSTAT</b> 54.9 If not employed, are you working for the family, self-employed with no employees, or self-employed with employees? ____ ① Working for family without being paid ____ ② Self-employed with no employees ____ ③ Self-employed with employees (GO TO Q54.9.1) <b>SFNOHI(IF SELF-EMPLOYED WITH EMPLOYEES)</b> 54.9.1 How many employees do you employ? <b>NUMBER OF EMPLOYEES:</b> _____ <b>SFPTFL</b> 54.10 Are you working part time or full time? ____ ① Part-time ____ ② Full-time <b>SFWKHR</b> 54.11 How many hours a week do you work on average? _____ Hours ____ (888) DON'T KNOW ▼	<b>UNSRCH</b> 54.14 Over the last 7 days, did you actively look for a job? ____ ① Yes ____ ② No <b>UNWKEX</b> 54.15 Have you ever had a paid job? ____ ① Yes ____ ② No (GO TO Q56) <b>UNSTAT</b> 54.16 What type of job did you have at that time? ____ ① Worked for government ____ ② Worked for private firm ____ ③ Worked for publicly owned firm ____ ④ Worked for non-profit organization ____ ⑤ Worked for family without being paid ____ ⑥ Self-employed with no employees ____ ⑦ Self-employed with employees (GO TO Q54.16.1) <b>UNNOHI(IF SELF-EMPLOYED WITH EMPLOYEES)</b> 54.16.1 How many employees did you employ? <b>NUMBER OF EMPLOYEES:</b> _____ <b>UNSUBO</b> 54.17 Did you have a subordinate at your workplace for whom you were directly responsible? ____ ① Yes ____ ② No <b>UNWKHR</b> 54.18 How many hours a week did you work on average? _____ Hours ____ (888) DON'T KNOW
<b>EMSUBO</b> 54.12 Do you supervise work any other people do? ____ ① Yes ____ ② No <b>RINCOMO / RINCOME</b> 54.13 Before taxes and other deductions, what is your total monthly average income from this job? This includes your base pay, bonuses, and other allowances. (IF THE RESPONDENT DOES NOT HAVE A REGULAR MONTHLY INCOME (EX. FARMER), THEN DIVIDE THE ESTIMATED ANNUAL INCOME BY 12.) ABOUT _____ MAN(10,000) WON (CODE NO.: _____) ____ (88) DON'T KNOW		

INDUSTRY / OCC

55. What kind of work do you normally do? What do you actually do in that job? If currently not working, tell me about your last job.

55.1 INDUSTRY: \_\_\_\_\_

55.2 OCCUPATION: \_\_\_\_\_



## SPINCMR

56. Does your spouse have a job that provides income?

\_\_\_\_(9) NO SPOUSE (GO TO Q58)

____① Yes ▼		____② No ▼
<b>SPEMPED</b> 56.1 Does your spouse work for someone else?		
____① Yes ▼	____② No ▼	
<b>SPWGSTAT</b> 56.2 What is your spouse's employment status? ____① Regular employee ____② Temporary employee ____③ Day labor <b>SPWGPFTL</b> 56.3 Is your spouse working part time or full time? ____① Part-time ____② Full-time <b>SPWGWKHR</b> 56.4 How many hours a week does your spouse work on average? _____ Hours _____ (888) DON'T KNOW <b>SPWGSTAB</b> 56.5 Is it possible to keep this job as long as your spouse wants? ____① Yes ____② No ____③ (8) DON'T KNOW <b>SPWGSECT</b> 56.6 Is your spouse employed by the government, a publicly owned firm, a private firm, or a non-profit organization? ____① Government ____② Publicly owned firm ____③ Private firm ____④ Non-profit organization <b>SPWGUNN</b> 56.7 Is your spouse a union member? ____① Yes ____② No (GO TO Q56.7.1) <b>SPWGUNNP (IF NOT UNION MEMBER)</b> 56.7.1 Was your spouse a member of trade union before? ____① Yes ____② No ▼	<b>SPSFSTAT</b> 56.8 If not employed, is your spouse working for the family, self-employed with no employees or self-employed with employees? ____① Working for family without being paid ____② Self-employed with no employees ____③ Self-employed with employees (GO TO Q56.8.1) <b>SPSFNOHI (IF SELF-EMPLOYED WITH EMPLOYEES)</b> 56.8.1 How many employees does your spouse employ? NUMBER OF EMPLOYEES: _____ <b>SPSFPTFL</b> 56.9 Is your spouse working part time or full time? ____① Part-time ____② Full-time <b>SPSFWKHR</b> 56.10 How many hours a week does your spouse work on average? _____ Hours _____ (888) DON'T KNOW	<b>SPUNSRCH</b> 56.13 Over the last 7 days, did your spouse actively look for a job? ____① Yes ____② No <b>SPUNWKEX</b> 56.14 Has your spouse ever had a paid job? ____① Yes ____② No (GO TO Q58) <b>SPUNSTAT</b> 56.15 What type of job did your spouse have at that time? ____① Worked for government ____② Worked for private firm ____③ Worked for publicly owned firm ____④ Worked for non-profit organization ____⑤ Worked for family without being paid ____⑥ Self-employed with no employees ____⑦ Self-employed with employees (GO TO Q56.15.1) <b>SPUNNOHI (IF SELF-EMPLOYED WITH EMPLOYEES)</b> 56.15.1 How many employees did your spouse employ? NUMBER OF EMPLOYEES: _____ _____ (888) DON'T KNOW <b>SPUNSUBO</b> 56.16 Did your spouse have a subordinate at workplace for whom your spouse was directly responsible? ____① Yes ____② No ____③ (8) DON'T KNOW <b>SPUNWKHR</b> 56.17 How many hours a week did your spouse work on average? _____ Hours _____ (888) DON'T KNOW
<b>SPEMSUBO</b> 56.11 Does your spouse supervise work any other people do? ____① Yes ____② No ____③ (8) DON'T KNOW <b>SPINCOMO / SPINCOME</b> 56.12 Before taxes and other deductions, what is your spouse total monthly average income from this job? This includes your base pay, bonuses, and other allowances. (IF THE RESPONDENT DOES NOT HAVE A REGULAR MONTHLY INCOME (EX. FARMER), THEN DIVIDE THE ESTIMATED ANNUAL INCOME BY 12.) ABOUT _____ MAN(10,000) WON (CODE NO.: _____) ____③ (88) DON'T KNOW		

## SPIND / SPOCC

57. What kind of work does your spouse normally do? What does (he/she) actually do in that job? If currently not working, tell me about (his/her) last job.

57.1 INDUSTRY: \_\_\_\_\_

57.2 OCCUPATION: \_\_\_\_\_



**INCOMO / INCOME**

58. What is the approximate total monthly income of your household before tax deductions? Please include the income of all household members, including yourself, such as employment income, interest, property and rental income, pensions, various subsidies, or personal financial support received from others. **(For agricultural income or similar, divide the annual income by 12 to enter the monthly amount, and be sure to account for the income of all household members listed in questions 43, whether they live with you or not. However, exclude household members who do not share finances.)**

APPROXIMATELY: \_\_\_\_\_ MAN(10,000) WON (CODE NUMBER: \_\_\_\_\_) \_\_\_\_\_ (88) DON'T KNOW

--	--	--	--	--	--	--	--

※ Next, I would like to ask you about giving and receiving support among family members.

59. To what extent do you agree or disagree with each of the following statements about providing financial support for parents? Here, adult man and woman are those who are aged 18 or above.

SHOW CARD		Strongly agree	Fairly agree	Somewhat agree	Neither agree nor disagree	Somewhat disagree	Fairly disagree	Strongly disagree
UAMOPFF	1) Unmarried adult man ought to provide financial support for his(her) Own parent(s)	①	②	③	④	⑤	⑥	⑦
UAFOPFF	2) Unmarried adult woman ought to provide financial support for his(her) Own parent(s)	①	②	③	④	⑤	⑥	⑦
MAMOPFF	3) Married adult man ought to provide financial support for his(her) Own parent(s)	①	②	③	④	⑤	⑥	⑦
MAFOPFF	4) Married adult woman ought to provide financial support for his(her) Own parent(s)	①	②	③	④	⑤	⑥	⑦
MAMLPFF	5) Married adult man ought to provide financial support for his(her) Parent(s)-in-law	①	②	③	④	⑤	⑥	⑦
MAFLPFF	6) Married adult woman ought to provide financial support for his(her) Parent(s)-in-law	①	②	③	④	⑤	⑥	⑦

60. How frequently did you do each of the following things to your own parent(s) for the last 12 months?

SHOW CARD	R → R's Own Parent(s)	Very frequently	Often	Sometimes	Seldom	Not at all	NOT APPLICABLE
JACOPFF	1) Providing financial support	①	②	③	④	⑤	(9)
JACOPPP	2) Taking care of household chores (e.g., cleaning, meal preparation, shopping, running errands, etc.) or care work (e.g., child care, health care for parents, etc.)	①	②	③	④	⑤	(9)
JACOPEE	3) Listening to personal problems or concerns	①	②	③	④	⑤	(9)



61. How frequently did your own parent(s) do each of the following things to you for the last 12 months?

SHOW CARD		R's Own Parent(s) → R	Very frequently	Often	Sometimes	Seldom	Not at all	NOT APPLICABLE
JOPACFF	1) Providing financial support	_____ ① _____	_____ ② _____	_____ ③ _____	_____ ④ _____	_____ ⑤ _____	_____ (9) _____	
JOPACPP	2) Taking care of household chores (e.g., cleaning, meal preparation, shopping, running errands, etc.) or care work (e.g., child care, health care for parents, etc.)	_____ ① _____	_____ ② _____	_____ ③ _____	_____ ④ _____	_____ ⑤ _____	_____ (9) _____	
JOPACEE	3) Listening to personal problems or concerns	_____ ① _____	_____ ② _____	_____ ③ _____	_____ ④ _____	_____ ⑤ _____	_____ (9) _____	

## ACWHO

62. (IF HAVE ADULT CHILD(REN)) Which adult child do you have the most frequent contact with, including face-to-face, by telephone, mails, or on the internet? If you think you have the same degree of contact with more than one adult child, please choose the child to whom you talked most in recent days.

\_\_\_\_ (99) DON'T HAVE ADULT CHILD

(GO TO Q63)

\_\_\_\_ ① Eldest son

\_\_\_\_ ② Younger son

\_\_\_\_ ③ Eldest daughter

\_\_\_\_ ④ Younger daughter

\_\_\_\_ ⑤ Eldest son-in-law

\_\_\_\_ ⑥ Younger son-in-law

\_\_\_\_ ⑦ Eldest daughter-in-law

\_\_\_\_ ⑧ Younger daughter-in-law

--	--

## ACWHOCOR

62.1 For the adult child you just mentioned, does he or she co-reside with you?

\_\_\_\_ ① Yes

\_\_\_\_ ② No

--

62.2 How frequently did you do each of the following things to your adult child you just mentioned in Q62 for the last 12 months?

SHOW CARD		R → Adult child	Very frequently	Often	Sometimes	Seldom	Not at all
SEPACFF	1) Providing financial support	_____ ① _____	_____ ② _____	_____ ③ _____	_____ ④ _____	_____ ⑤ _____	
SEPACPP	2) Taking care of household chores (e.g., cleaning, meal preparation, shopping, running errands, etc.) or care work (e.g., child care, health care for parents, etc.)	_____ ① _____	_____ ② _____	_____ ③ _____	_____ ④ _____	_____ ⑤ _____	
SEPACEE	3) Listening to personal problems or concerns	_____ ① _____	_____ ② _____	_____ ③ _____	_____ ④ _____	_____ ⑤ _____	

62.3 How frequently did your adult child you mentioned in Q62 do each of the following things to you for the last 12 months?

SHOW CARD		Adult child → R	Very frequently	Often	Sometimes	Seldom	Not at all
SACEPFF	1) Providing financial support	_____ ① _____	_____ ② _____	_____ ③ _____	_____ ④ _____	_____ ⑤ _____	
SACEPPP	2) Taking care of household chores (e.g., cleaning, meal preparation, shopping, running errands, etc.) or care work (e.g., child care, health care for parents, etc.)	_____ ① _____	_____ ② _____	_____ ③ _____	_____ ④ _____	_____ ⑤ _____	
SACEPEE	3) Listening to personal problems or concerns	_____ ① _____	_____ ② _____	_____ ③ _____	_____ ④ _____	_____ ⑤ _____	



63. (IF CURRENTLY MARRIED) How frequently did you do each of the following things to your parent(s)-in-law for the last 12 months?  
(9) NO SPOUSE (GO TO Q65)

SHOW CARD	R → R's Parent(s)-in-Law	Very frequently	Often	Sometimes	Seldom	Not at all
JACLPFF	1) Providing financial support	___①___	___②___	___③___	___④___	___⑤___
JACLPPP	2) Taking care of household chores (e.g., cleaning, meal preparation, shopping, running errands, etc.) or care work (e.g., child care, health care for parents, etc.)	___①___	___②___	___③___	___④___	___⑤___
JACLPPE	3) Listening to personal problems or concerns	___①___	___②___	___③___	___④___	___⑤___

64. (IF CURRENTLY MARRIED) How frequently did your parent(s)-in-law do each of the following things to you for the last 12 months?  
(9) NO SPOUSE

SHOW CARD	R's Parent(s)-in Law → R	Very frequently	Often	Sometimes	Seldom	Not at all
JLPACFF	1) Providing financial support	___①___	___②___	___③___	___④___	___⑤___
JLPACPP	2) Taking care of household chores (e.g., cleaning, meal preparation, shopping, running errands, etc.) or care work (e.g., child care, health care for parents, etc.)	___①___	___②___	___③___	___④___	___⑤___
JLPACEE	3) Listening to personal problems or concerns	___①___	___②___	___③___	___④___	___⑤___

65. How often do you do the followings?

SHOW CARD		Almost everyday	Several times a week	About once a week	About once a month	Several times a year	About once a year	Less than once a year
HOUWK1	1) Prepare the evening meal	___①___	___②___	___③___	___④___	___⑤___	___⑥___	___⑦___
HOUWK2	2) Do the laundry	___①___	___②___	___③___	___④___	___⑤___	___⑥___	___⑦___
HOUWK3	3) Clean the house	___①___	___②___	___③___	___④___	___⑤___	___⑥___	___⑦___

#### ELDCARES

66. Who do you think is most responsible for taking care of old parents? (Choose only one)

- |  |  |  |
|--|--|--|
| ___ ① Eldest son or his family               | ___ ⑤ All children or their family   |  |
| ___ ② Any son or his family                  | ___ ⑥ Children or their family are not responsible for taking care of old parents. |  |
| ___ ③ Any daughter or her family             |  |  |
| ___ ④ Any son or daughter, or his/her family | ___ (77) OTHER (SPECIFY _____)   |  |

※ Next, I would like to ask you about family-related issues.

67. To what extent do you agree or disagree with each of the following statements?

SHOW CARD		Strongly agree	Fairly agree	Somewhat agree	Neither agree nor disagree	Somewhat disagree	Fairly disagree	Strongly disagree
FAMVAL1	1) Husband should be older than wife	___①___	___②___	___③___	___④___	___⑤___	___⑥___	___⑦___
FAMVAL2	2) It is not necessary to have children in marriage	___①___	___②___	___③___	___④___	___⑤___	___⑥___	___⑦___
FAMVAL3	3) Married men are generally happier than unmarried men	___①___	___②___	___③___	___④___	___⑤___	___⑥___	___⑦___
FAMVAL4	4) Married women are generally happier than unmarried women	___①___	___②___	___③___	___④___	___⑤___	___⑥___	___⑦___
FAMVAL5	5) It is all right for a couple to live together without intending to get married	___①___	___②___	___③___	___④___	___⑤___	___⑥___	___⑦___
FAMVAL6	6) People who want to divorce must wait until children are grown up	___①___	___②___	___③___	___④___	___⑤___	___⑥___	___⑦___
FAMVAL7	7) Divorce is usually the best solution when a couple can't seem to work out their marriage	___①___	___②___	___③___	___④___	___⑤___	___⑥___	___⑦___



68. To what extent do you agree or disagree with each of the following statements?

SHOW CARD		Strongly agree	Fairly agree	Somewhat agree	Neither agree nor disagree	Somewhat disagree	Fairly disagree	Strongly disagree
SEXROLE1	1) It is more important for a wife to help her husband's career than to pursue her own career	___①___	___②___	___③___	___④___	___⑤___	___⑥___	___⑦___
SEXROLE2	2) A husband's job is to earn money; a wife's job is to look after the home and family	___①___	___②___	___③___	___④___	___⑤___	___⑥___	___⑦___
SEXROLE3	3) Men ought to do a larger share of household work than they do now	___①___	___②___	___③___	___④___	___⑤___	___⑥___	___⑦___
SEXROLE4	4) During an economic recession, it is all right for women to be laid off before men	___①___	___②___	___③___	___④___	___⑤___	___⑥___	___⑦___

69. To what extent do you agree or disagree with each of the following statements?

SHOW CARD		Strongly agree	Fairly agree	Somewhat agree	Neither agree nor disagree	Somewhat disagree	Fairly disagree	Strongly disagree
PATRACH1	1) The authority of father in a family should be respected under any circumstances	___①___	___②___	___③___	___④___	___⑤___	___⑥___	___⑦___
PATRACH2	2) Children must make efforts to do something that would bring honor to their parents	___①___	___②___	___③___	___④___	___⑤___	___⑥___	___⑦___
PATRACH3	3) The eldest son should inherit a larger share of the property	___①___	___②___	___③___	___④___	___⑤___	___⑥___	___⑦___
PATRACH4	4) A child who has taken good care of parents should inherit a larger share of the property	___①___	___②___	___③___	___④___	___⑤___	___⑥___	___⑦___
PATRACH5	5) To continue the family line, one must have at least one son	___①___	___②___	___③___	___④___	___⑤___	___⑥___	___⑦___

70. To what extent do you agree or disagree with each of the following statements?

SHOW CARD		Strongly agree	Fairly agree	Somewhat agree	Neither agree nor disagree	Somewhat disagree	Fairly disagree	Strongly disagree
PATRACH6	1) If husband's family and wife's family need help at the same time, a married woman should help husband's family first	___①___	___②___	___③___	___④___	___⑤___	___⑥___	___⑦___
PATRACH7	2) One must put familial well-being and interest before one's own	___①___	___②___	___③___	___④___	___⑤___	___⑥___	___⑦___

## LIFESAT

71. All things considered, how satisfied are you with your life as a whole these days?

SHOW CARD	Very Satisfied	←		→	Very Dissatisfied	
	___①___		___②___		___③___	___④___
			___⑤___			



**FAMDINN**

72. How often do you and your family have a supper together? Family here indicates those family members who are currently living together with you.

SHOW  
CARD

- \_\_\_\_ ① Almost everyday  
 \_\_\_\_ ② Several times a week  
 \_\_\_\_ ③ About once a week  
 \_\_\_\_ ④ About once a month  
 \_\_\_\_ ⑤ Several times a year  
 \_\_\_\_ ⑥ About once a year  
 \_\_\_\_ ⑦ Less than once a year  
 \_\_\_\_ (9) LIVING AWAY FROM FAMILY

☐
**FAMLEIS**

73. How often do you and your family do leisure activities together? Family here indicates those family members who are currently living together with you.

SHOW  
CARD

- \_\_\_\_ ① Almost everyday  
 \_\_\_\_ ② Several times a week  
 \_\_\_\_ ③ About once a week  
 \_\_\_\_ ④ About once a month  
 \_\_\_\_ ⑤ Several times a year  
 \_\_\_\_ ⑥ About once a year  
 \_\_\_\_ ⑦ Less than once a year  
 \_\_\_\_ (9) LIVING AWAY FROM FAMILY

☐

※ Next, I would like to ask you about your marriage. (ASK ONLY THOSE WHO ARE CURRENTLY MARRIED OR WIDOWED, AND GO TO Q85 FOR THOSE WHO ARE NEVER MARRIED, DIVORCED OR SEPARATED)

74. When did you marry your current spouse and how old were you at that time?

YEAR OF MARRIAGE : \_\_\_\_\_ MARYEAR

AGE OF MARRIAGE : \_\_\_\_\_ MARAGE


**RFSTMR**

75. Was it the first marriage for you?

- \_\_\_\_ ① Yes  
 \_\_\_\_ ② No (GO TO Q75.1)

☐
**RFSTMRAG**

75.1. (IF IT WAS NOT THE FIRST MARRIAGE)

How old were you when you married first time? \_\_\_\_\_

--	--	--

**SPFSTMR**

76. Was it the first marriage for your spouse?

- \_\_\_\_ ① Yes  
 \_\_\_\_ ② No

☐
**KNWSP**

77. How did you get to know your current spouse for the first time?

____ ① By arrangement ____ ② By Introduction ▼	____ ③ By myself ▼
77.1 Who arranged or introduced the first meeting? ____ ① Siblings or cousins ____ ② Parents or other relatives ____ ③ Friends or schoolmates ____ ④ Colleagues ____ ⑤ Matchmaker or match-maker company ____ ⑥ Neighbors or other elders (not kin) ____ (77) OTHER (SPECIFY: )	77.2 Where did you meet your spouse? ____ ① In neighborhood ____ ② At school ____ ③ At workplace ____ (77) OTHER (SPECIFY: )

☐

--	--

--	--

**OPMARINF**

78. To what extent do you think your own parent(s) influenced your decision of the current marriage partner?

- \_\_\_\_ ① Very much  
 \_\_\_\_ ② Fairly much  
 \_\_\_\_ ③ Not too much  
 \_\_\_\_ ④ Not at all  
 \_\_\_\_ ⑤ Parents not alive at that time  
 \_\_\_\_ (9) NOT APPLICABLE (ORPHAN)

☐



(ASK THE FOLLOWING QUESTIONS IF THE RESPONDENT HAS A SPOUSE, BUT IF WIDOWED GO TO Q83)

79. How true is each of the following statements to you?

SHOW CARD		Very true	Quite true	Somewhat true	Neither true nor untrue	Somewhat untrue	Quite untrue	Not true at all
SPLISTN1	1) My spouse listens to my troubles	①	②	③	④	⑤	⑥	⑦
SPLISTN2	2) My spouse speaks his/her troubles to me	①	②	③	④	⑤	⑥	⑦

80. How often does your spouse do the followings?

SHOW CARD		Almost everyday	Several times a week	About once a week	About once a month	Several times a year	About once a year	Less than once a year
SPHOUWK1	1) Prepare the evening meal	①	②	③	④	⑤	⑥	⑦
SPHOUWK2	2) Do the laundry	①	②	③	④	⑤	⑥	⑦
SPHOUWK3	3) Clean the house	①	②	③	④	⑤	⑥	⑦

81. Who primarily decides (or decided) the following familial items?

SHOW CARD		Always I	Usually I	Equally between me and spouse	Usually my spouse	Always my spouse	Other family member(s)	NOT APPLICABLE
CONJPWR1	1) Children's discipline and education	①	②	③	④	⑤	⑥	(9)
CONJPWR2	2) Support for my own parents	①	②	③	④	⑤	⑥	(9)
CONJPWR3	3) Purchase higher cost items	①	②	③	④	⑤	⑥	(9)

## MARSAT

82. Considering all things together, how would you describe your marriage? Would you say that you are very satisfied or dissatisfied with your marriage?

SHOW CARD	Very Satisfied	←	→	Very Dissatisfied	
	①	②	③	④	⑤

## FINSUPOP

83. Have you received any financial assistance from your own parent(s) for things such as house purchase, renting a house, or doing a business since marriage, and how much?

- \_\_\_ ① Very much                      \_\_\_ ③ Not at all  
 \_\_\_ ② Some                              \_\_\_ (9) BOTH DECEASED BEFORE MARRIAGE

## FINSUPLP

84. Have you received any financial assistance from your parent(s)-in-law for things such as house purchase, renting a house, and doing a business since marriage, and how much?

- \_\_\_ ① Very much                      \_\_\_ ③ Not at all  
 \_\_\_ ② Some                              \_\_\_ (9) BOTH DECEASED BEFORE MARRIAGE

(ASK ALL RESPONDENTS THE QUESTIONS BELOW)

85. How would you rate [PERSON]'s health?

SHOW CARD		Very good	←	→	Very poor	NOT APPLICABLE
HEALR	1) Your health	①	②	③	④	⑤ (9)
HEALSP	2) Your spouse's health	①	②	③	④	⑤ (9)
HEALOP1	3) Your father's health	①	②	③	④	⑤ (9)
HEALOP2	4) Your mother's health	①	②	③	④	⑤ (9)
HEALLP1	5) Your father-in-law's health	①	②	③	④	⑤ (9)
HEALLP2	6) Your mother-in-law's health	①	②	③	④	⑤ (9)



## LIVE15YR

86. Where did you live the longest before age 15?

- \_\_\_\_ ① A big city                      \_\_\_\_ ③ A town  
      ② A medium or small-sized city     ④ A rural village

.....

※ Next, I would like to ask a few questions concerning the role of government. Government here indicates the central government.

**LAWOBEY**

87. In general, would you say that people should obey the law without exception, or are there exceptional occasions on which people should follow their consciences even if it means breaking the law?

- \_\_\_\_ ① Obey the law without exception \_\_\_\_\_ (8) CAN'T CHOOSE  
② Follow conscience on occasions

88. There are many ways people or organisations can protest against a government action they strongly oppose. Please show which you think should be allowed and which should not be allowed by ticking a box on each line.

		Definitely	Probably	Probably not	Definitely not	CANT CHOOSE
PROTEST1	1) Organising public meetings to protest against the government	___①___	___②___	___③___	___④___	___(8)___
PROTEST2	2) Organising protest marches and demonstrations	___①___	___②___	___③___	___④___	___(8)___
PROTEST3	3) Organising a nationwide strike of all workers against the government	___①___	___②___	___③___	___④___	___(8)___

89. There are some people whose views are considered extreme by the majority. Consider people who want to overthrow the government by revolution. Do you think such people should be allowed to...

		Definitely	Probably	Probably not	Definitely not	CAN'T CHOOSE
<b>EXTREMELY</b>	1) hold public meetings to express their views?	①	②	③	④	⑧
<b>EXTREMELY</b>	2) publish books expressing their views?	①	②	③	④	⑧

**INNOGUIL**

90. All systems of justice make mistakes, but which do you think is worse ...

- \_\_\_\_\_ ① to convict an innocent person \_\_\_\_\_ (8) CAN'T CHOOSE  
\_\_\_\_\_ ② to let a guilty person go free



91. Here are some things the government might do for the economy. Please show which actions you are in favour of and which you are against.

SHOW CARD		Strongly in favor of	In favor of	Neither in favor of nor against	Against	Strongly against	CAN'T CHOOSE
GOVSUP1	1) Cuts in government spending	___①___	___②___	___③___	___④___	___⑤___	___(8)___
GOVSUP2	2) Government financing of projects to create new jobs	___①___	___②___	___③___	___④___	___⑤___	___(8)___
GOVSUP3	3) Less government regulation of business	___①___	___②___	___③___	___④___	___⑤___	___(8)___
GOVSUP4	4) Support for industry to develop new products and technology	___①___	___②___	___③___	___④___	___⑤___	___(8)___
GOVSUP5	5) Support for declining industries to protect jobs	___①___	___②___	___③___	___④___	___⑤___	___(8)___
GOVSUP6	6) Reducing the working week to create more jobs	①	②	③	④	⑤	(8)



92. Listed below are various areas of government spending. Please show whether you would like to see more or less government spending in each area. Remember that if you say "much more", it might require a tax increase to pay for it.

SHOW CARD		Spend much more	Spend more	Spend the same as now	Spend less	Spend much less	CANT CHOOSE
GOVSPD1	1) The environment	①	②	③	④	⑤	(8)
GOVSPD2	2) Health	①	②	③	④	⑤	(8)
GOVSPD3	3) The police and law enforcement	①	②	③	④	⑤	(8)
GOVSPD4	4) Education	①	②	③	④	⑤	(8)
GOVSPD5	5) The military and defence	①	②	③	④	⑤	(8)
GOVSPD6	6) Old age pensions	①	②	③	④	⑤	(8)
GOVSPD7	7) Unemployment benefit	①	②	③	④	⑤	(8)
GOVSPD8	8) Culture and the arts	①	②	③	④	⑤	(8)

93. On the whole, do you think it should or should not be the government's responsibility to ...

SHOW CARD		Definitely should be	Probably should be	Probably should not be	Definitely should not be	CANT CHOOSE
GOVRES1	1) provide a job for everyone who wants one	①	②	③	④	(8)
GOVRES2	2) keep prices under control	①	②	③	④	(8)
GOVRES3	3) provide health care for the sick	①	②	③	④	(8)
GOVRES4	4) provide a decent standard of living for the old	①	②	③	④	(8)
GOVRES5	5) provide industry with the help it needs to grow	①	②	③	④	(8)
GOVRES6	6) provide a decent standard of living for the unemployed	①	②	③	④	(8)
GOVRES7	7) reduce income differences between the rich and the poor	①	②	③	④	(8)
GOVRES8	8) give financial help to university students from low-income families	①	②	③	④	(8)
GOVRES9	9) provide decent housing for those who can't afford it	①	②	③	④	(8)
GOVRES10	10) impose strict laws to make industry do less damage to the environment	①	②	③	④	(8)

94. How successful do you think the government in Korea is nowadays in each of the following areas?

SHOW CARD		Very successful	Quite successful	Neither successful nor unsuccessful	Quite unsuccessful	Very unsuccessful	CANT CHOOSE
GOVPER1	1) Providing health care for the sick?	①	②	③	④	⑤	(8)
GOVPER2	2) Providing a decent standard of living for the old?	①	②	③	④	⑤	(8)
GOVPER3	3) Dealing with threats to [Country's] security?	①	②	③	④	⑤	(8)
GOVPER4	4) Controlling crime?	①	②	③	④	⑤	(8)
GOVPER5	5) Fighting unemployment?	①	②	③	④	⑤	(8)
GOVPER6	6) Protecting the environment?	①	②	③	④	⑤	(8)



95. Suppose the government suspected that a terrorist act was about to happen. Do you think the authorities should have the right to...

SHOW CARD	Definitely should have right	Probably should have right	Probably should not have right	Definitely should not have right	CANT CHOOSE
<b>GOVAUT1</b> 1) detain people for as long as they want without putting them on trial?	___①___	___②___	___③___	___④___	___(8)___
<b>GOVAUT2</b> 2) tap people's telephone conversations?	___①___	___②___	___③___	___④___	___(8)___
<b>GOVAUT3</b> 3) stop and search people in the street at random?	___①___	___②___	___③___	___④___	___(8)___

**POLINT06**

96. How interested would you say you personally are in politics?

- |                           |                             |  |
|---------------------------|-----------------------------|--|
| ___ ① Very interested     | ___ ④ Not very interested   | <div style="border: 1px dashed black; width: 30px; height: 20px;"></div> |
| ___ ② Fairly interested   | ___ ⑤ Not at all interested |  |
| ___ ③ Somewhat interested | ___ (8) CAN'T CHOOSE        |  |

97. Please tick one box on each line to show how much you agree or disagree with each of the following statements.

SHOW CARD	Strongly agree	Agree	Neither agree nor disagree	Disagree	Strongly disagree	CANT CHOOSE
<b>POLEFF1</b> 1) People like me don't have any say about what the government does	___①___	___②___	___③___	___④___	___⑤___	___(8)___
<b>POLEFF2</b> 2) The average citizen has considerable influence on politics	___①___	___②___	___③___	___④___	___⑤___	___(8)___
<b>POLEFF3</b> 3) I feel that I have a pretty good understanding of the important political issues facing our country	___①___	___②___	___③___	___④___	___⑤___	___(8)___
<b>POLEFF4</b> 4) I think most people are better informed about politics and government than I am	___①___	___②___	___③___	___④___	___⑤___	___(8)___
<b>POLEFF5</b> 5) People we elect as MPs try to keep the promises they have made during the election	___①___	___②___	___③___	___④___	___⑤___	___(8)___
<b>POLEFF6</b> 6) Most civil servants can be trusted to do what is best for the country	___①___	___②___	___③___	___④___	___⑤___	___(8)___

98. Generally, how would you describe taxes in [Country] today? (We mean all taxes together, including [wage deductions], [income tax], [taxes on goods and services] and all the rest.)

SHOW CARD	Much too high	Too high	About right	Too low	Much too low	CANT CHOOSE
<b>TAXAMT1</b> 1) First, for those with high incomes, are taxes ...	___①___	___②___	___③___	___④___	___⑤___	___(8)___
<b>TAXAMT2</b> 2) Next, for those with middle incomes, are taxes ...	___①___	___②___	___③___	___④___	___⑤___	___(8)___
<b>TAXAMT3</b> 3) Lastly, for those with low incomes, are taxes ...	___①___	___②___	___③___	___④___	___⑤___	___(8)___

99. To what extent do you agree or disagree with the following statements.

SHOW CARD	Strongly agree	Agree	Neither agree nor disagree	Disagree	Strongly disagree	CANT CHOOSE
<b>TRUST1</b> 1) There are only a few people I can trust completely	___①___	___②___	___③___	___④___	___⑤___	___(8)___
<b>TRUST2</b> 2) If you are not careful, other people will take advantage of you	___①___	___②___	___③___	___④___	___⑤___	___(8)___



100. Some people because of their job, position in the community or contacts, are asked by others to help influence important decisions in their favour. What about you?

**ASKTAKE**

1) How often are you asked to help influence important decisions in other people's favour?

- \_\_\_ ① Never  
\_\_\_ ② Seldom

- \_\_\_ ③ Occasionally  
\_\_\_ ④ Often  
\_\_\_ (8) CAN'T CHOOSE

☐

**ASKGIVE**

2) And are there people you could ask to help influence important decisions in your favour?

- \_\_\_ ① No, nobody  
\_\_\_ ② Yes, a few people

- \_\_\_ ③ Yes, some people  
\_\_\_ ④ Yes, a lot of people  
\_\_\_ (8) CAN'T CHOOSE

☐

**※ Finally, I would like to ask you about public officials. Public officials here refer to both local and central government officials, lower and higher-ranking officials, and elected and appointed officials.**

**OFFEQUIT**

101. In your opinion, how often do public officials deal fairly with people like you?

- \_\_\_ ① Almost always  
\_\_\_ ② Often  
\_\_\_ ③ Occasionally

- \_\_\_ ④ Seldom  
\_\_\_ ⑤ Almost never  
\_\_\_ (8) CAN'T CHOOSE

☐

**OFFNEPOT**

102. Do you think that the treatment people get from public officials in Korea depends on who they know?

- \_\_\_ ① Definitely does  
\_\_\_ ② Probably does

- \_\_\_ ③ Probably does not  
\_\_\_ ④ Definitely does not  
\_\_\_ (8) CAN'T CHOOSE

☐

**POLCORRU**

103. In your opinion, about how many politicians in Korea are involved in corruption?

- \_\_\_ ① Almost none  
\_\_\_ ② A few  
\_\_\_ ③ Some

- \_\_\_ ④ Quite a lot  
\_\_\_ ⑤ Almost all  
\_\_\_ (8) CAN'T CHOOSE

☐

**OFFCORRU**

104. And in your opinion, about how many public officials in Korea are involved in corruption?

- \_\_\_ ① Almost none  
\_\_\_ ② A few  
\_\_\_ ③ Some

- \_\_\_ ④ Quite a lot  
\_\_\_ ⑤ Almost all  
\_\_\_ (8) CAN'T CHOOSE

☐

**OFFBRIBE**

105. In the last five years, how often have you or a member of your immediate family come cross a public official who hinted they wanted, or asked for, a bribe or favour in return for a service?

- \_\_\_ ① Never  
\_\_\_ ② Seldom  
\_\_\_ ③ Occasionally

- \_\_\_ ④ Quite often  
\_\_\_ ⑤ Very often  
\_\_\_ (8) CAN'T CHOOSE

☐

**NUMCNCT**

106. On average, about how many people do you have contact with in a typical week day, including people you live with. We are interested in contact on a one-to-one basis, including everyone with whom you chat, talk, or discuss matters. This can be face-to-face, by telephone, by mail, or on the internet. Please include only people you know. Please select one from the following categories that best matches your estimate.

- \_\_\_ ① 0-4 persons  
\_\_\_ ② 5-9  
\_\_\_ ③ 10-19

- \_\_\_ ④ 20-49  
\_\_\_ ⑤ 50 or more  
\_\_\_ (8) CAN'T CHOOSE

☐



※ The interview is now completed. Lastly, we would like to ask you an additional question. Since this survey is very complicated, I might have asked questions incorrectly or missed on some important questions. I would really appreciate if you could give me your name and telephone number so that I could confirm with you later about such mistakes. All information will remain strictly confidential.

What is your name? R' name : \_\_\_\_\_

What is your phone number? R's phone # : \_\_\_\_\_



## 《 The following questions are asked to interviewers 》

※ Please answer these questions right after the interview is completed with no respondents present

107. Interview date and time

Month \_\_\_\_ Date \_\_\_\_ Day \_\_\_\_  
 \_\_\_\_ a.m. \_\_\_\_ p.m FROM: Hour \_\_\_\_ Minute \_\_\_\_ TO: Hour \_\_\_\_ Minute \_\_\_\_

108. Who filled out this questionnaire?

\_\_\_\_ (1) Interviewer all  
 \_\_\_\_ (2) Respondent did all  
 \_\_\_\_ (3) Respondent did partially

(GO TO Q109)

(IF RESPONDENT DID PARTIALLY)

108.1 Question numbers that were filled out by the respondent

FROM: Q \_\_\_\_ TO: Q \_\_\_\_ FROM: Q \_\_\_\_ TO: Q \_\_\_\_

109. Were there any persons present during the interview? If so, who were those persons? Choose all that apply.

\_\_\_\_ (1) Children under 6  
 \_\_\_\_ (2) Children above 6  
 \_\_\_\_ (3) Spouse/ partner  
 \_\_\_\_ (4) Other adults  
 \_\_\_\_ (o) Visited but no one there

110. What was the respondent's attitude during the interview?

\_\_\_\_ (1) Very cooperative  
 \_\_\_\_ (2) Somewhat cooperative  
 \_\_\_\_ (3) Not very cooperative  
 \_\_\_\_ (4) Not cooperative at all

111. How good was the respondent's understanding of the questions?

\_\_\_\_ (1) Good  
 \_\_\_\_ (2) Fair  
 \_\_\_\_ (3) Poor

112. How difficult was it to contact the respondent?

\_\_\_\_ (1) Very difficult  
 \_\_\_\_ (2) Somewhat difficult  
 \_\_\_\_ (3) Not very difficult  
 \_\_\_\_ (4) Not difficult at all

113. How difficult was it to conduct this interview with the respondent?

\_\_\_\_ (1) Very difficult  
 \_\_\_\_ (2) Somewhat difficult  
 \_\_\_\_ (3) Not very difficult  
 \_\_\_\_ (4) Not difficult at all

114.1 Which incentive did you suggest to provide? Choose all that apply.

\_\_\_\_ (1) Gift certificate  
 \_\_\_\_ (2) Umbrella

114.2 Which incentive did the respondent take? Choose all that apply.

\_\_\_\_ (1) Gift certificate  
 \_\_\_\_ (2) Umbrella  
 \_\_\_\_ (9) DIDN'T TAKE

115. Final result of the interview

\_\_\_\_ (1) Complete  
 \_\_\_\_ (2) Incomplete

<INFORMATION ABOUT THE INTERVIEWER>

116. INTERVIEWER ID : \_\_\_\_

117. SEX : \_\_\_\_ (1) MALE \_\_\_\_ (2) FEMALE

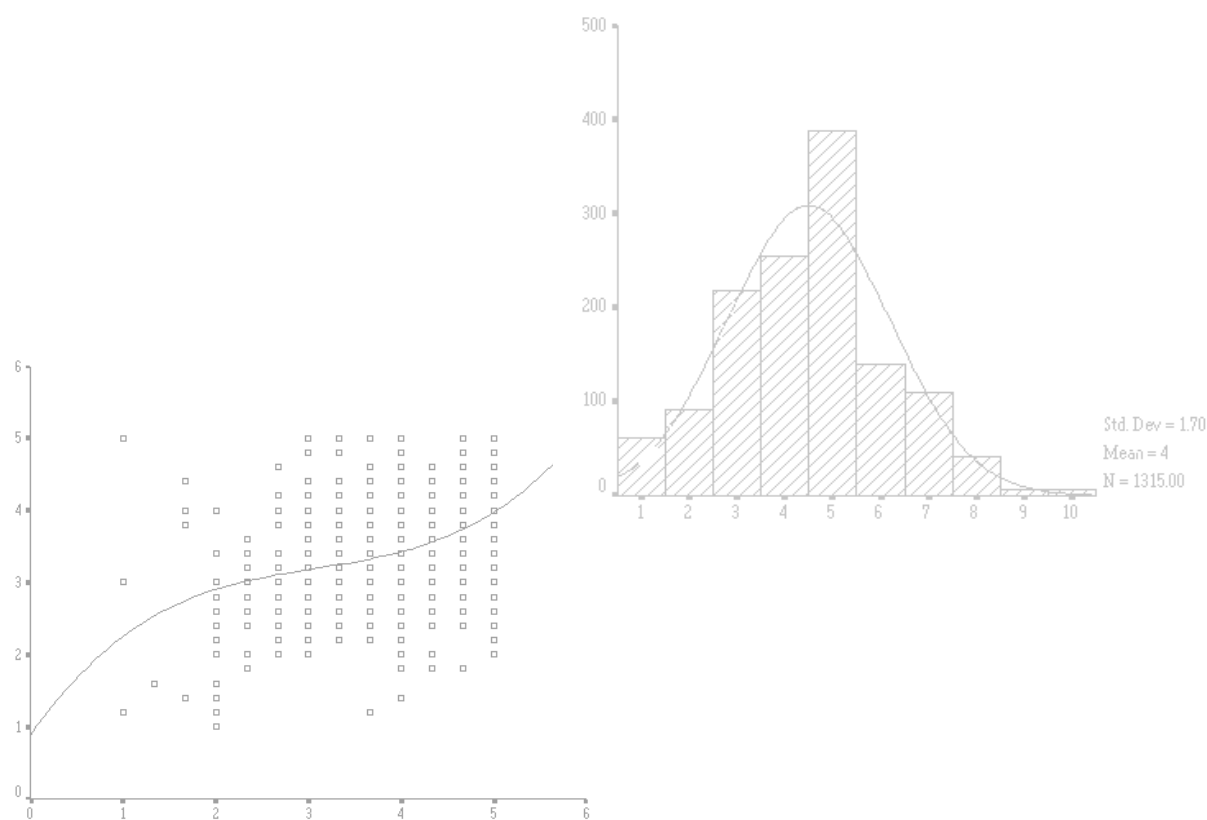
118. AGE: \_\_\_\_

119. AFFILIATION: \_\_\_\_ UNIVERSITY \_\_\_\_ DEPARTMENT \_\_\_\_ YEAR

NAME: \_\_\_\_ TELEPHONE: \_\_\_\_



# 2007 Korean General Social Survey



**Survey Research Center, Sungkyunkwan University**

53-3 Myungryun-Dong, Jongno-Ku, Seoul 110-745, South Korea  
(Tel.) +82-2-760-1270 (Fax) +82-2-744-6169 (E-mail) [src@skku.edu](mailto:src@skku.edu)  
(Web) <http://www.src.re.kr>



The Survey Research Center (SRC) at Sungkyunkwan University is currently conducting the Korean General Social Survey (KGSS), an annual national sample survey funded by Korea Research Foundation (KRF). The purpose of this survey is to collect primary social data that can be widely used in cross-national comparative studies. Most Questions in this survey concern your opinions on some of the basic political, economic, and social phenomena. The survey also includes your opinion of sports and leisure, the 2007 modular topic of the International Social Survey Programme (ISSP), in which 40 countries all over the world are currently participating.

Since we have selected our respondents in a way to best represent the people in this country, the results of this survey are likely to lose representativeness if you do not respond to this interview. We would sincerely like to ask your cooperation so that this survey could produce valuable research data. Your answers will be kept strictly confidential and anonymous. We would really appreciate if you take time to answer every question in this survey.

June, 2007

Survey Research Center, Sungkyunkwan University

Director: Yang, Jonghoe

Principal Investigator: Kim, Sangwook



※ To begin with, I would like to ask you a few questions about this society.

**HELPFUL**

1. Would you say that most of the time people try to be helpful, or they are mostly just looking out for themselves?

\_\_\_ ① Try to be helpful

\_\_\_ (3) DEPENDS

\_\_\_ ② Just look out for themselves

\_\_\_ (8) DON'T KNOW

**FAIR**

2. Do you think most people would try to take advantage of you if they got a chance, or would they try to be fair?

\_\_\_ ① Would take advantage of you

\_\_\_ (3) DEPENDS

\_\_\_ ② Would try to be fair

\_\_\_ (8) DON'T KNOW

3. I am going to name some institutions in this country. As far as the people running these institutions are concerned, would you say you have a great deal of confidence, only some confidence, or hardly any confidence at all in them? (SHOW CARD AND WRITE DOWN THE CODE NUMBER)

SHOW CARD		A great deal confidence	Only some confidence	Hardly any confidence at all	DON'T KNOW
CONBUS	1) Major companies	___ ① ___	___ ② ___	___ ③ ___	___ (8) ___
CONCLERG	2) Organized religion	___ ① ___	___ ② ___	___ ③ ___	___ (8) ___
CONEDUC	3) Education	___ ① ___	___ ② ___	___ ③ ___	___ (8) ___
CONLABOR	4) Organized labor	___ ① ___	___ ② ___	___ ③ ___	___ (8) ___
CONPRESS	5) Newspaper	___ ① ___	___ ② ___	___ ③ ___	___ (8) ___
CONTV	6) TV	___ ① ___	___ ② ___	___ ③ ___	___ (8) ___
CONMEDIC	7) Medicine	___ ① ___	___ ② ___	___ ③ ___	___ (8) ___
CONGOVT	8) Executive branch of the national government	___ ① ___	___ ② ___	___ ③ ___	___ (8) ___
CONLGOVT	9) Local government	___ ① ___	___ ② ___	___ ③ ___	___ (8) ___
CONLEGIS	10) Congress	___ ① ___	___ ② ___	___ ③ ___	___ (8) ___
CONJUDGE	11) The Supreme Court	___ ① ___	___ ② ___	___ ③ ___	___ (8) ___
CONSCI	12) Scientific community	___ ① ___	___ ② ___	___ ③ ___	___ (8) ___
CONARMY	13) Military	___ ① ___	___ ② ___	___ ③ ___	___ (8) ___
CONFINAN	14) Banks and financial institutions	___ ① ___	___ ② ___	___ ③ ___	___ (8) ___
CONBLUHO	15) The Blue House	___ ① ___	___ ② ___	___ ③ ___	___ (8) ___
CONCSO	16) Civic Activist Organizations	___ ① ___	___ ② ___	___ ③ ___	___ (8) ___

**RELIABLE**

4. Generally, how trustful do you perceive this society to be? A score of 0 indicates a society that is hardly trustful, while a score of 10 indicates a society that is very trustful.

SHOW CARD	Hardly trustful	Very trustful	DON'T KNOW
___ 0 ___	___ 1 ___	___ 2 ___	___ 3 ___
___ 4 ___	___ 5 ___	___ 6 ___	___ 7 ___
___ 8 ___	___ 9 ___	___ 10 ___	_(88)_



※ Now I would like to ask you a few questions about politics and reunification in this country.

**KRPROUD**

5. How proud are you of being South Korean?

- \_\_\_ ① Very proud                      \_\_\_ ③ Not very proud                      \_\_\_ (8) DON'T KNOW  
\_\_\_ ② Somewhat proud                      \_\_\_ ④ Not proud at all

☐

**NORTHWHO**

6. What do you think North Korea is to us? Please choose one answer only among the following.

- \_\_\_ ① A country to support                      \_\_\_ ③ A country to guard against                      \_\_\_ (8) DON'T KNOW  
\_\_\_ ② A country to cooperate with                      \_\_\_ ④ A country to fight against

☐

**SEDISTAN**

7. Which country do you feel closest to among the following countries?

- \_\_\_ ① U.S.A.                      \_\_\_ ③ North Korea                      \_\_\_ ⑤ Russia  
\_\_\_ ② Japan                      \_\_\_ ④ China                      \_\_\_ (8) DON'T KNOW

☐

**UNIF**

8. To what extent do you think the unification between South and North Korea is necessary?

- \_\_\_ ① Very necessary                      \_\_\_ ③ Somewhat unnecessary                      \_\_\_ (8) DON'T KNOW  
\_\_\_ ② Somewhat necessary                      \_\_\_ ④ Very unnecessary

☐

**SATPOL**

9. How satisfied are you with the current state of politics in South Korea?

- \_\_\_ ① Very satisfied                      \_\_\_ ④ Somewhat dissatisfied  
\_\_\_ ② Somewhat satisfied                      \_\_\_ ⑤ Very dissatisfied  
\_\_\_ ③ Neither satisfied nor dissatisfied                      \_\_\_ (8) DON'T KNOW

☐

**VOTE06**

10. Did you vote in the last Local Government elections(May, 2006)?

- \_\_\_ ① Voted                      \_\_\_ (8) DON'T KNOW  
\_\_\_ ② Did not vote                      \_\_\_ (9) NOT ELIGIBLE

☐

**PRTYIDO7**

11. Currently which political party do you support most?

- \_\_\_ ① People First Party                      \_\_\_ ⑤ Grand National Party  
\_\_\_ ② Democratic Labor Party                      \_\_\_ (66) OTHER (SPECIFY \_\_\_\_\_ )  
\_\_\_ ③ Uri Party                      \_\_\_ (77) NONE OF THESE (GO TO Q11.1)  
\_\_\_ ④ Centrist United Democratic Party                      \_\_\_ (88) DON'T KNOW

☐

**PRTYPRO7 (IF NONE OF THESE)**

11.1 If you do not actively support any party, is there a party you usually feel favorable toward?

- \_\_\_ ① People First Party                      \_\_\_ ⑤ Grand National Party  
\_\_\_ ② Democratic Labor Party                      \_\_\_ (66) OTHER (SPECIFY \_\_\_\_\_ )  
\_\_\_ ③ Uri Party                      \_\_\_ (77) NONE OF THESE  
\_\_\_ ④ Centrist United Democratic Party                      \_\_\_ (88) DON'T KNOW

☐

**PRTYABO7**

12. Which party do you think has the most ability to take political power in the next presidential election?

- \_\_\_ ① People First Party                      \_\_\_ ⑤ Grand National Party  
\_\_\_ ② Democratic Labor Party                      \_\_\_ (66) OTHER (SPECIFY \_\_\_\_\_ )  
\_\_\_ ③ Uri Party                      \_\_\_ (77) NONE OF THESE  
\_\_\_ ④ Centrist United Democratic Party                      \_\_\_ (88) DON'T KNOW

☐



**POLPROS**

13. Do you think the political conditions in South Korea will be much better, somewhat better, about the same, somewhat worse, or much worse?

- \_\_\_ ① Much better  
 \_\_\_ ② Somewhat better  
 \_\_\_ ③ About the same  
 \_\_\_ ④ Somewhat worse  
 \_\_\_ ⑤ Much worse  
 \_\_\_ (8) DON'T KNOW

☐
**CURGOV**

14. On the whole, how good do you think the current government is in administering state affairs?

- \_\_\_ ① Very good  
 \_\_\_ ② Somewhat good  
 \_\_\_ ③ Neither good nor poor  
 \_\_\_ ④ Somewhat poor  
 \_\_\_ ⑤ Very poor  
 \_\_\_ (8) DON'T KNOW

☐
**PARTYLR**

15. To what degree do you think yourself politically liberal or conservative?

- \_\_\_ ① Very liberal  
 \_\_\_ ② Somewhat liberal  
 \_\_\_ ③ Neither liberal nor conservative  
 \_\_\_ ④ Somewhat conservative  
 \_\_\_ ⑤ Very conservative  
 \_\_\_ (8) CAN'T CHOOSE

☐

※ Next, I'm going to ask you a few questions about economic issues.

16. Which of the words from the following comes to your mind first when you think of 'capitalism'? Which comes next?

SHOW  
CARD

- |                       |               |                             |                |
|-----------------------|---------------|-----------------------------|----------------|
| ① Material prosperity | ③ Competition | ⑤ Gap between rich and poor | ⑦ Exploitation |
| ② Corruption          | ④ Efficiency  | ⑥ Ample opportunities       |                |

- 1) First \_\_\_\_\_ **IMACAP1** \_\_\_\_\_ (88) DON'T KNOW  
 2) Second \_\_\_\_\_ **IMACAP2** \_\_\_\_\_ (88) DON'T KNOW

☐
☐
**SATECO**

17. How satisfied are you with the current state of economy in South Korea?

- \_\_\_ ① Very satisfied  
 \_\_\_ ② Somewhat satisfied  
 \_\_\_ ③ Neither satisfied nor dissatisfied  
 \_\_\_ ④ Somewhat dissatisfied  
 \_\_\_ ⑤ Very dissatisfied  
 \_\_\_ (8) DON'T KNOW

☐
**BIGECOO**

18. What influence do you think the large corporations (business conglomerates) in South Korea have made to the national economy?

- \_\_\_ ① Very positive influence  
 \_\_\_ ② Fairly positive influence  
 \_\_\_ ③ Fairly negative influence  
 \_\_\_ ④ Very negative influence  
 \_\_\_ (8) DON'T KNOW

☐
**BIGECOF0**

19. What influence do you think the large corporations (business conglomerates) in South Korea will make to the national economy in the future?

- \_\_\_ ① Very positive influence  
 \_\_\_ ② Fairly positive influence  
 \_\_\_ ③ Fairly negative influence  
 \_\_\_ ④ Very negative influence  
 \_\_\_ (8) DON'T KNOW

☐
**BIGSIZE**

20. To what extent do you think the size of the large corporations (business conglomerates) in South Korea should become larger or smaller?

- \_\_\_ ① Much larger  
 \_\_\_ ② Somewhat larger  
 \_\_\_ ③ Just as the same  
 \_\_\_ ④ Somewhat smaller  
 \_\_\_ ⑤ Much smaller  
 \_\_\_ (8) DON'T KNOW

☐



21. Which of the followings is the most important in order for business firms to win people's favor? Which comes next?

SHOW  
CARD

- |                         |                                       |                                    |
|-------------------------|---------------------------------------|------------------------------------|
| ① Increasing exports    | ④ Ensuring transparency in management | ⑦ Protecting environment           |
| ② Increasing employment | ⑤ Producing quality goods             | ⑧ Building a good image of the CEO |
| ③ Paying tax honestly   | ⑥ Contributing to social welfare      |                                    |

1) First \_\_\_\_\_ **FAVORI** \_\_\_\_\_ (88) DON'T KNOW

2) Second \_\_\_\_\_ **FAVOR2** \_\_\_\_\_ (88) DON'T KNOW

22. Which one of the followings is the most important for the success of business? Which comes next?

SHOW  
CARD

- |                      |                                  |                                |                       |
|----------------------|----------------------------------|--------------------------------|-----------------------|
| ① CEO's leadership   | ③ Employment of talented workers | ⑤ Technological capacity       | ⑦ Financial stability |
| ② Ethical management | ④ Brand value                    | ⑥ Relationship with government |                       |

1) First \_\_\_\_\_ **SUCCESS1** \_\_\_\_\_ (88) DON'T KNOW

2) Second \_\_\_\_\_ **SUCCESS2** \_\_\_\_\_ (88) DON'T KNOW

 
 
**UNIONDSR**

23. What kind of labor union do you think is the most desirable for the union activities in South Korea?

- \_\_\_\_ ① Company(firm)-level union
- \_\_\_\_ ② Industry-level union (*Korean Financial Industry Union, Korean Union of Teaching and Education Workers, Korea Metal Worker's Unions, etc.*)
- \_\_\_\_ ③ Nation-level union (*Federation of Korean Trade Unions, Korean Confederation of Trade Unions*)
- \_\_\_\_ ④ DON'T KNOW

**UNIONO6**

24. How moderate or stubborn do you think labor unions are in South Korea?

- \_\_\_\_ ① Very moderate \_\_\_\_\_ ④ Somewhat stubborn
- \_\_\_\_ ② Somewhat moderate \_\_\_\_\_ ⑤ Very stubborn
- \_\_\_\_ ③ Neither moderate nor stubborn \_\_\_\_\_ ⑥ DON'T KNOW

**ECOPROS**

25. Do you think the economic conditions in South Korea will be much better, somewhat better, about the same, somewhat worse, or much worse?

- \_\_\_\_ ① Much better \_\_\_\_\_ ④ Somewhat worse
- \_\_\_\_ ② Somewhat better \_\_\_\_\_ ⑤ Much worse
- \_\_\_\_ ③ About the same \_\_\_\_\_ ⑥ DON'T KNOW

※ Next, I'm going to ask about your everyday life and household.

26. Which of the followings is the most important in order for your life? Which comes next?

SHOW  
CARD

- |           |            |          |                          |          |
|-----------|------------|----------|--------------------------|----------|
| ① Leisure | ③ Power    | ⑤ Health | ⑦ Educational attainment | ⑨ Family |
| ② Friends | ④ Neighbor | ⑥ Money  | ⑧ Religion               | ⑩ Work   |

1) First \_\_\_\_\_ **IMPLF1** \_\_\_\_\_ (88) DON'T KNOW

2) Second \_\_\_\_\_ **IMPLF2** \_\_\_\_\_ (88) DON'T KNOW

 
 
**ATTEND**

27. How often do you attend religious services?

- \_\_\_\_ (01) A few times a week \_\_\_\_\_ (06) Once a year
- \_\_\_\_ (02) Once a week \_\_\_\_\_ (07) Less than once a year
- \_\_\_\_ (03) Two or three times a month \_\_\_\_\_ (08) NEVER
- \_\_\_\_ (04) Once a month \_\_\_\_\_ (88) DON'T KNOW
- \_\_\_\_ (05) Several times a year



**RELIG**

28. What is your religion?

- \_\_\_ ① Buddhist  
 \_\_\_ ② Protestant  
 \_\_\_ ③ Catholic

- \_\_\_ ④ No religion (GO TO Q29)  
 \_\_\_ (77) OTHER (SPECIFY \_\_\_\_\_ )

**RELITEN(IF YOU HAVE A RELIGION)**

28.1 Do you call yourself a strong, or not a very strong follower of your religion?

- \_\_\_ ① Strong  
 \_\_\_ ② Somewhat strong

- \_\_\_ ③ Not very strong  
 \_\_\_ (8) DON'T KNOW

**URBRURAL**

29. Which of the categories below comes closest to the type of place you are living in now?

- \_\_\_ ① A big city      \_\_\_ ③ A small city or a town      \_\_\_ ⑤ A farm or home in the country  
 \_\_\_ ② The suburbs or outskirts of a big city      \_\_\_ ④ A country village      \_\_\_ (8) DON'T KNOW

**CLASSO6**

30. Which social class do you think you belong in?

- \_\_\_ ① Lower-lower      \_\_\_ ③ Lower-middle      \_\_\_ ⑤ Lower-upper      \_\_\_ (8) DON'T KNOW  
 \_\_\_ ② Upper-lower      \_\_\_ ④ Upper-middle      \_\_\_ ⑥ Upper-upper

SHOW  
CARD**FINALTER**

31. During the last few years, has the financial situation of your household been getting much better, somewhat better, stayed the same, somewhat worse, or much worse?

- \_\_\_ ① Much better      \_\_\_ ④ Somewhat worse  
 \_\_\_ ② Somewhat better      \_\_\_ ⑤ Much worse  
 \_\_\_ ③ Stayed the same      \_\_\_ (8) DON'T KNOW

**FINRELO5**

32. Compared with South Korean families in general, would you say your family income is-far above average, above average, average, below average, or far below average?

- \_\_\_ ① Far above average      \_\_\_ ④ Below average  
 \_\_\_ ② Above average      \_\_\_ ⑤ Far below average  
 \_\_\_ ③ Average      \_\_\_ (8) DON'T KNOW

**FINPROS**

33. Within the next 10 years, do you think the financial situation of your household will be getting much better, somewhat better, about the same, somewhat worse, or much worse than now?

- \_\_\_ ① Much better      \_\_\_ ④ Somewhat worse  
 \_\_\_ ② Somewhat better      \_\_\_ ⑤ Much worse  
 \_\_\_ ③ About the same      \_\_\_ (8) DON'T KNOW

**RANK**

34. In our society there are groups which tend to be towards the top and groups which tend to be towards the bottom. Below is a scale that runs from top to bottom. Where would you put yourself on this scale?

SHOW  
CARD

Bottom

Top

DON'T  
KNOW

\_\_\_ 1    \_\_\_ 2    \_\_\_ 3    \_\_\_ 4    \_\_\_ 5    \_\_\_ 6    \_\_\_ 7    \_\_\_ 8    \_\_\_ 9    \_\_\_ 10    \_ (88) \_



## ※ Next, I'm going to ask about your family.

**HOMPOP**

35. How many family members, including yourself, live at your residence? Do not include those who are temporarily living elsewhere due to schooling, employment, military service, etc.

NUMBER OF FAMILY MEMBERS LIVING WITH RESPONDENT: \_\_\_\_\_

**SEPAPOP**

36. Are there any family members who are living somewhere else due to schooling, employment, military service, etc? (If there are) How many such persons are there?

NUMBER OF FAMILY MEMBERS LIVING AWAY FROM RESPONDENT: \_\_\_\_\_

**UNRELAT**

37. How many persons live in your house who are not your family members (e.g., friends, partner, etc.)?

NUMBER OF NON-FAMILY MEMBERS LIVING WITH RESPONDENT: \_\_\_\_\_ (0) NONE

38. I would like to ask about your relationship with your family members. Family members include those living in your house, living somewhere else, and those who are not blood-related to you but live in your house. Please answer the following questions accordingly. (WRITE DOWN THE PERSON'S RELATIONSHIP TO THE RESPONDENT FIRST, AND THEN ASK THE PERSON'S SEX, AGE, MARITAL STATUS, CO-RESIDENCE STATUS, THE REASON FOR LIVING ELSEWHERE, EMPLOYMENT STATUS, AND THE REASON FOR NOT WORKING. MAKE SURE TO ASK ABOUT EACH AND EVERYONE COUNTED IN QUESTIONS 35, 36, AND 37 ABOVE.)

- 1) Relation to respondent
- 2) Is [PERSON] male or female?
- 3) How old is [PERSON]?
- 4) Is [PERSON] now married, widowed, divorced, separated, cohabiting, or never married?
- 5) Is [PERSON] living in your house, or is [PERSON] staying somewhere else?
- 6) (IF [PERSON] IS TEMPORARILY STAYING ELSEWHERE) What is the primary reason for not living together?
- 7) Is [PERSON] currently working for pay?
- 8) (IF NOT WORKING) What is the primary reason for not working?

	1) Relation to respondent		2) Sex		3) Age	4) Marital status		5) Co-Residence Status				7) Employment status			
	Relation	Code	① M	② F		Status	Code	① Living together	② Not living together	6) Reason for not living together		① Employed	② Not employed	8) Reason for not working	
										Reason	Code			Reason	Code
1	RELATE		SEX		AGE	MARITAL		AWAY		WHYAWY		EMPTY		WHYNOE	
2	RELATE2		GENDER2		OLD2	MAR2		AWAY2		WHYAWY2		EMPTY2		WHYNOE2	
3	RELATE3		GENDER3		OLD3	MAR3		AWAY3		WHYAWY3		EMPTY3		WHYNOE3	
4	RELATE4		GENDER4		OLD4	MAR4		AWAY4		WHYAWY4		EMPTY4		WHYNOE4	
5	RELATE5		GENDER5		OLD5	MAR5		AWAY5		WHYAWY5		EMPTY5		WHYNOE5	
6	RELATE6		GENDER6		OLD6	MAR6		AWAY6		WHYAWY6		EMPTY6		WHYNOE6	
7	RELATE7		GENDER7		OLD7	MAR7		AWAY7		WHYAWY7		EMPTY7		WHYNOE7	
8	RELATE8		GENDER8		OLD8	MAR8		AWAY8		WHYAWY8		EMPTY8		WHYNOE8	
9	RELATE9		GENDER9		OLD9	MAR9		AWAY9		WHYAWY9		EMPTY9		WHYNOE9	
10	RELATE10		GENDER10		OLD10	MAR10		AWAY10		WHYAWY10		EMPTY10		WHYNOE10	

## 《 CODE LISTS 》

1) Relation to respondent			4) Marital status	6) Reasons for living elsewhere	8) Reasons for not working
(01) Respondent	(11) Grand child	(21) Parent's sibling	① Married	(01) Schooling	(01) Below school age
(02) Spouse	(12) Grand child's spouse	(22) Friend	② Widowed	(02) Employment	(02) In school
(03) 1st child	(13) Parent	(23) Boarder	③ Divorced	(03) Military service	(03) Staying at home
(04) 2nd child	(14) Spouse's parent	(24) Housemaid	④ Separated	(04) Respondent's schooling	(04) Old age
(05) 3rd child	(15) Sibling	(25) Partner	⑤ Never married	(05) Respondent's employment	(05) Illness
(06) 4th child	(16) Spouse's sibling	(26) Care provider	⑥ Cohabiting	(77) OTHER (SPECIFY: _____)	(06) Disabled
(07) 5th child	(17) Grand parent	(77) OTHER (SPECIFY: _____)			(07) Temporarily not working
(08) 6th child	(18) Nephew/Niece				(08) Unemployed
(09) 7th child	(19) Cousin				(09) Retired
(10) Child's spouse	(20) Sibling's spouse				(10) Retired under the age limit
					(77) OTHER (SPECIFY: _____)

HHWHO / HDHEAD / HHSEX / HHAGE / HHMARI / HHAWAY / HHWHYAWY / HHEMPTY / HHWHYNOE

39. Who is the household head?

(WRITE DOWN THE SERIAL NUMBER AND RELATION TO THE RESPONDENT FROM THE ABOVE TABLE)

RELATION TO RESPONDENT: \_\_\_\_\_ SERIAL NUMBER: \_\_\_\_\_



※ Now, I would like to ask you about how much education you and your family members have received.

**EDUC**

40. What is the highest level of school you have attended?

____ (00) NO FORMAL SCHOOL ____ (08) OTHERS (EX. SEODANG) ▼	____ (01) Elementary school ____ (02) Junior high school ____ (03) High school		____ (04) Junior college(Two or three-year course) ____ (05) College (Four-year course) ____ (06) Graduate school (Masters) ____ (07) Graduate school (PhD)		[ ] [ ] [ ] [ ] [ ]
	▼				
	<b>GRADUATE</b> 40.1 Did you graduate from this school, or are you currently attending?				
	____ ① Graduated ▼	____ ② Dropped out ▼ <b>DROPYR</b> 40.2 In what grade did you drop out? _____ GRADE	____ ③ Currently attending ▼ <b>CURRYR</b> 40.3 What grade are you in? _____ GRADE		

**SPEDUC**

41. What is the highest level of school your spouse has attended?

____ (99) NO SPOUSE ____ (00) NO FORMAL SCHOOL ____ (08) OTHERS (EX. SEODANG) ▼	____ (01) Elementary school ____ (02) Junior high school ____ (03) High school		____ (04) Junior college(Two or three-year course) ____ (05) College (Four-year course) ____ (06) Graduate school (Masters) ____ (07) Graduate school (PhD)		[ ] [ ] [ ] [ ] [ ]
	▼				
	<b>SPGRAD</b> 41.1 Did your spouse graduate from this school, or is s/he currently attending?				
	____ ① Graduated ▼	____ ② Dropped out ▼ <b>SPDROPYR</b> 41.2 In what grade did s/he drop out? _____ GRADE	____ ③ Currently attending ▼ <b>SPCURRYR</b> 41.3 What grade is s/he in? _____ GRADE		

**PAEDUC**

42. What is the highest level of school your father has attended?

____ (00) NO FORMAL SCHOOL ____ (08) OTHERS (EX. SEODANG) ____ (88) DON'T KNOW ▼	____ (01) Elementary school ____ (02) Junior high school ____ (03) High school		____ (04) Junior college(Two or three-year course) ____ (05) College (Four-year course) ____ (06) Graduate school (Masters) ____ (07) Graduate school (PhD)		[ ] [ ] [ ] [ ] [ ]
	▼				
	<b>PAGRAD</b> 42.1 Did your father graduate from this school, or is he currently attending?				
	____ ① Graduated ▼	____ ② Dropped out ▼ <b>PADROPYR</b> 42.2 In what grade did he drop out? _____ GRADE	____ ③ Currently attending ▼ <b>PACURRYR</b> 42.3 What grade is he in? _____ GRADE		

**MAEDUC**

43. What is the highest level of school your mother has attended?

____ (00) NO FORMAL SCHOOL ____ (08) OTHERS (EX. SEODANG) ____ (88) DON'T KNOW ▼	____ (01) Elementary school ____ (02) Junior high school ____ (03) High school		____ (04) Junior college(Two or three-year course) ____ (05) College (Four-year course) ____ (06) Graduate school (Masters) ____ (07) Graduate school (Ph. D)		[ ] [ ] [ ] [ ] [ ]
	▼				
	<b>MAGRAD</b> 43.1 Did your mother graduate from this school, or is she currently attending?				
	____ ① Graduated ▼	____ ② Dropped out ▼ <b>MADROPYR</b> 43.2 In what grade did she drop out? _____ GRADE	____ ③ Currently attending ▼ <b>MACURRYR</b> 43.3 What grade is she in? _____ GRADE		



※ Next, I am going to ask about your main job .

INCMR

44. Do you have a job that provides income?

① Yes ▼	② No ▼
<b>EMPED 44.1</b> Do you work for someone else?	
<b>WGSTAT</b> 44.2 What is your employment status? ____ ① Regular employee ____ ② Temporary employee ____ ③ Day labor <b>WGPTFL</b> 44.3 Are you working part time or full time? ____ ① Part-time ____ ② Full-time <b>WGWKHR</b> 44.4 How many hours a week do you work on average? _____ Hours ____ (888) DON'T KNOW <b>WGTEHYR / WGTENMO</b> 44.5 How long have you worked for the current employer? _____ Years ____ Months <b>WGSTAB</b> 44.6 Is it possible to keep this job as long as you want? ____ ① Yes ____ ② No ____ (8) DON'T KNOW <b>WGSECT</b> 44.7 Are you employed by the government, a publicly owned firm, a private firm, or a non-profit organization? ____ ① Government ____ ② Publicly owned firm ____ ③ Private firm ____ ④ Non-profit organization <b>WGUNN</b> 44.8 Are you a union member? ____ ① Yes ____ ② No (GO TO Q44.8.1) <b>WGUNNP</b> (IF NOT UNION MEMBER) 44.8.1 Were you a member of trade union before? ____ ① Yes ____ ② No ▼	<b>SFSTAT</b> 44.9 If not employed, are you working for the family, self-employed with no employees, or self-employed with employees? ____ ① Working for family without being paid ____ ② Self-employed with no employees ____ ③ Self-employed with employees (GO TO Q44.9.1) <b>SFNOHI</b> (IF SELF-EMPLOYED WITH EMPLOYEES) 44.9.1 How many employees do you employ? NUMBER OF EMPLOYEES: ____ <b>SFPTFL</b> 44.10 Are you working part time or full time? ____ ① Part-time ____ ② Full-time <b>SFWKHR</b> 44.11 How many hours a week do you work on average? _____ Hours ____ (888) DON'T KNOW <b>SFTENYR / SFTENMO</b> 44.12 How long have you worked for the current job? _____ Years ____ Months ▼
<b>EMSUBO</b> 44.13 Do you have anyone whose work you manage and supervise? ____ ① Yes ____ ② No <b>RINCOMO / RINCOME</b> 44.14 Before taxes and other deductions, what is your total monthly average income from this job? This includes your base pay, bonuses, and other allowances. (IF THE RESPONDENT DOES NOT HAVE A REGULAR MONTHLY INCOME (EX. FARMER), THEN DIVIDE THE ESTIMATED ANNUAL INCOME BY 12.) ABOUT _____ MAN(10,000) WON (CODE NO.: _____) ____ (88) DON'T KNOW	


INDUSTRY / OCC

45. What kind of work do you normally do? What do you actually do in that job? If currently not working, tell me about your last job.

45.1 INDUSTRY: \_\_\_\_\_

45.2 OCCUPATION: \_\_\_\_\_



※ Next, I am going to ask about your spouse's main job.

SPINCMR

46. Does your spouse have a job that provides income?

(9) NO SPOUSE (GO TO Q48)

① Yes ▼		② No ▼
<b>SPEMPED</b> 46.1 Does your spouse work for someone else?		
① Yes ▼	② No ▼	
<b>SPWGSTAT</b> 46.2 What is your spouse's employment status? ① Regular employee ② Temporary employee ③ Day labor	<b>SPSFSTAT</b> 46.9 If not employed, is your spouse working for the family, self-employed with no employees, or self-employed with employees? ① Working for family without being paid ② Self-employed with no employees ③ Self-employed with employees (GO TO Q46.9.1)	<b>SPUNSRCH</b> 46.15 Over the last 7 days, did your spouse actively look for a job? ① Yes ② No
<b>SPWGPFTL</b> 46.3 Is your spouse working part time or full time? ① Part-time ② Full-time		<b>SPUNWKEX</b> 46.16 Has your spouse ever had a paid job? ① Yes ② No (GO TO Q48)
<b>SPWGWKHR</b> 46.4 How many hours a week does your spouse work on average? Hours (888) DON'T KNOW	<b>SPSFNOHI (IF SELF-EMPLOYED WITH EMPLOYEES)</b> 46.9.1 How many employees does your spouse employ? NUMBER OF EMPLOYEES: _____	<b>SPUNSTAT</b> 46.17 What type of job did your spouse have at that time? ① Worked for government ② Worked for private firm ③ Worked for publicly owned firm ④ Worked for non-profit organization ⑤ Worked for family without being paid ⑥ Self-employed with no employees ⑦ Self-employed with employees (GO TO Q46.15.1)
<b>SPWGTNYR / SPWGTNMO</b> 46.5 How long has your spouse worked for the current employer? Years Months	<b>SPSFPTFL</b> 46.10 Is your spouse working part time or full time? ① Part-time ② Full-time	
<b>SPWGSTAB</b> 46.6 Is it possible for your spouse to keep this job as long as s/he wants? ① Yes ② No (8) DON'T KNOW	<b>SPSFWKHR</b> 46.11 How many hours a week does your spouse work on average? Hours (888) DON'T KNOW	
<b>SPWGSECT</b> 46.7 Is your spouse employed by the government, a publicly owned firm, a private firm, or a non-profit organization? ① Government ② Publicly owned firm ③ Private firm ④ Non-profit organization	<b>SPSFTNYR / SPSFTNMO</b> 46.12 How long has your spouse worked for the current job? Years Months	
<b>SPWGUNN</b> 46.8 Is your spouse a union member? ① Yes ② No (GO TO Q46.8.1)		
<b>SPWGUNNP (IF NOT UNION MEMBER)</b> 46.8.1 Was your spouse a member of trade union before? ① Yes ② No ▼		
<b>SPEMSUBO</b> 46.13 Does your spouse have anyone whose work s/he directly manages and supervises? ① Yes ② No (8) DON'T KNOW		
<b>SPINCOMO / SPINCOME</b> 46.14 Before taxes and other deductions, what is your spouse's total monthly average income from this job? This includes his/her base pay, bonuses, and other allowances. (IF THE RESPONDENT'S SPOUSE DOES NOT HAVE A REGULAR MONTHLY INCOME (EX. FARMER), THEN DIVIDE THE ESTIMATED ANNUAL INCOME BY 12.) ABOUT _____ MAN(10,000) WON (CODE NO.: _____) (88) DON'T KNOW		<b>SPUNSUBO</b> 46.18 Did your spouse have a subordinate at workplace for whom your spouse was directly responsible? ① Yes ② No (8) DON'T KNOW
		<b>SPUNWKHR</b> 46.19 How many hours a week did your spouse work on average? Hours (888) DON'T KNOW

SPIND / SPOCC

47. What kind of work does your spouse normally do? What does s/he actually do in that job? If currently not working, tell me about his/her last job.

47.1 INDUSTRY: \_\_\_\_\_

47.2 OCCUPATION: \_\_\_\_\_



**INCOMO / INCOME**

48. What is the approximate total monthly income of your household before tax deductions? Please include the income of all household members, including yourself, such as employment income, interest, property and rental income, pensions, various subsidies, or personal financial support received from others. (For agricultural income or similar, divide the annual income by 12 to enter the monthly amount, and be sure to account for the income of all household members listed in questions 38, whether they live with you or not. However, exclude household members who do not share finances.)

APPROXIMATELY: \_\_\_\_\_ MAN(10,000) WON (CODE NUMBER:\_\_\_\_) \_\_\_\_ (88) DON'T KNOW

--	--	--	--	--	--	--	--	--	--

※ The following questions are related to your free time, that is, time you are not occupied with work or household duties or other activities that you are obliged to do.

49. How often do you do each of the following activities in your free time?

SHOW CARD		Daily	Several times a week	Several times a month	Several times a year or less often	Never
LTAC01	1) Watch TV, DVD, videos	____①____	____②____	____③____	____④____	____⑤____
LTAC02	2) Go to the movies	____①____	____②____	____③____	____④____	____⑤____
LTAC03	3) Go out shopping	____①____	____②____	____③____	____④____	____⑤____
LTAC04	4) Read books	____①____	____②____	____③____	____④____	____⑤____
LTAC05	Attend cultural events such as concerts, live theatre, exhibitions	____①____	____②____	____③____	____④____	____⑤____
LTAC06	6) Get together with relatives	____①____	____②____	____③____	____④____	____⑤____
LTAC07	7) Get together with friends	____①____	____②____	____③____	____④____	____⑤____
LTAC08	8) Play cards or board games	____①____	____②____	____③____	____④____	____⑤____
LTAC09	9) Listen to music	____①____	____②____	____③____	____④____	____⑤____
LTAC10	10) Take part in physical activities such as sports, going to the gym, going for a walk	____①____	____②____	____③____	____④____	____⑤____
LTAC11	11) Attend sporting events as a spectator	____①____	____②____	____③____	____④____	____⑤____
LTAC12	12) Do handicrafts such as needle work, wood work, etc.	____①____	____②____	____③____	____④____	____⑤____
LTAC13	13) Spend time on the Internet/PC	____①____	____②____	____③____	____④____	____⑤____
LTAC14	14) Take a nap	____①____	____②____	____③____	____④____	____⑤____
LTAC15	15) Drink	____①____	____②____	____③____	____④____	____⑤____
LTAC16	16) Go to a singing room	____①____	____②____	____③____	____④____	____⑤____
LTAC17	17) Go to sauna, hot spring, Korean stylic public spa & sudatorium ( <i>zzimzilbang</i> ), etc	____①____	____②____	____③____	____④____	____⑤____
LTAC18	18) Talk on the phone with family, friends, or relatives	____①____	____②____	____③____	____④____	____⑤____

50. When you are involved in free time activities to what extent do they enable you .....

SHOW CARD		Very much	A lot	Somewhat	A little	Not at all	Can't choose
LTEFF1	1) ... to be the kind of person you really are?	____①____	____②____	____③____	____④____	____⑤____	____(8)____
LTEFF2	2) ... to strengthen your relationships with other people?	____①____	____②____	____③____	____④____	____⑤____	____(8)____



51. Please, indicate how much enjoyment you get from the following free time activities:

SHOW CARD	No enjoyment	Not much enjoyment	Some enjoyment	A fair amount of enjoyment	A great amount of enjoyment	I never do that
<b>LTACO4PL</b> 1) Reading books	___①___	___②___	___③___	___④___	___⑤___	___(9)___
<b>LTACO7PL</b> 2) Getting together with friends	___①___	___②___	___③___	___④___	___⑤___	___(9)___
<b>LTACIOPL</b> 3) Taking part in physical activities such as sports, going to the gym, going for a walk	___①___	___②___	___③___	___④___	___⑤___	___(9)___
<b>LTACO1PL</b> 4) Watching TV, DVD, videos	___①___	___②___	___③___	___④___	___⑤___	___(9)___
<b>LTAC14PL</b> 5) Taking a nap	___①___	___②___	___③___	___④___	___⑤___	___(9)___
<b>LTAC15PL</b> 6) Drinking	___①___	___②___	___③___	___④___	___⑤___	___(9)___
<b>LTAC16PL</b> 7) Going to a singing room	___①___	___②___	___③___	___④___	___⑤___	___(9)___
<b>LTAC17PL</b> 8) Going to sauna, hot spring, Korean stylic public spa & sudatorium (zzimzilbang), etc	___①___	___②___	___③___	___④___	___⑤___	___(9)___
<b>LTAC18PL</b> 9) Talking on the phone with family, friends, or relatives	___①___	___②___	___③___	___④___	___⑤___	___(9)___

52. People do different things during their free time. For each of the following, please indicate how often you use your free time to...

SHOW CARD	Very often	Often	Sometimes	Seldom	Never	Can't choose
<b>LTACPUR1</b> 1) ... establish useful contacts	___①___	___②___	___③___	___④___	___⑤___	___(8)___
<b>LTACPUR2</b> 2) ... relax and recover	___①___	___②___	___③___	___④___	___⑤___	___(8)___
<b>LTACPUR3</b> 3) ... try to learn or develop skills	___①___	___②___	___③___	___④___	___⑤___	___(8)___

53. In your free time, how often do you...

SHOW CARD	Very often	Often	Sometimes	Seldom	Never	Do not apply
<b>LTFEEL1</b> 1) ... feel bored?	___①___	___②___	___③___	___④___	___⑤___	___(9)___
<b>LTFEEL2</b> 2) ... feel rushed?	___①___	___②___	___③___	___④___	___⑤___	___(9)___
<b>LTFEEL3</b> 3) ... find yourself thinking about work?	___①___	___②___	___③___	___④___	___⑤___	___(9)___

**LTTOGETH**

54. In your free time, do you prefer to be with other people or do you prefer to be by yourself?

___ ① Most of time with other people	
___ ② More with other people than alone	
___ ③ More alone than with other people	
___ ④ Most of time alone	
___ (8) Can't choose	

55. Suppose you could change the way you spend your time, spending more time on some things and less time on others. Which of the things on the following list would you like to spend more time on, which you would you like to spend less time on and which would you like to spend the same amount of time on as now?

SHOW CARD	Much more time	A bit more time	Same time as now	A bit less time	Much less time	Can't choose	Do not apply
<b>TIMEPRF1</b> 1) Time in a paid job	___①___	___②___	___③___	___④___	___⑤___	___(8)___	___(9)___
<b>TIMEPRF2</b> 2) Time doing household work	___①___	___②___	___③___	___④___	___⑤___	___(8)___	___(9)___
<b>TIMEPRF3</b> 3) Time with your family	___①___	___②___	___③___	___④___	___⑤___	___(8)___	___(9)___
<b>TIMEPRF5</b> 4) Time in leisure activities	___①___	___②___	___③___	___④___	___⑤___	___(8)___	___(9)___



**OVERNIGHT**

56. In the last 12 months, how many nights altogether did you stay away from home for holidays or social visits?

SHOW  
CARD

- |                      |                           |
|----------------------|---------------------------|
| ___ ① I was not away | ___ ⑤ 21~30 nights        |
| ___ ② 1~5 nights     | ___ ⑥ More than 30 nights |
| ___ ③ 6~10 nights    | ___ ⑦ Can't choose        |
| ___ ④ 11~20 nights   |                           |

☐

**OFFDAYS**

57. In the last 12 months, how many days of leave from your work, if any, did you take altogether? Do not include maternity or sick leaves or similar types of leave.

SHOW  
CARD

- |                  |                         |
|------------------|-------------------------|
| ___ ① None       | ___ ⑤ 21~30 days        |
| ___ ② 1~5 days   | ___ ⑥ More than 30 days |
| ___ ③ 6~10 days  | ___ ⑦ Can't choose      |
| ___ ④ 11~20 days | ___ ⑧ I do not work     |

☐

**SPORTS1**

58. What sport or physical activity do you take part in most frequently? (SELECT AND WRITE DOWN THE MOST APPROPRIATE CODE FROM THE CODING LIST)

\_\_\_\_\_(999) I do not take part in any sport or physical activity. (GO TO Q 60)

**SPORTS2**

59. What sport or physical activity is the second most frequent that you take part in?

**GAME**

60. Thinking about games rather than sports or physical activities, what type of game do you play most frequently?

보기  
카드

- |  |   |
|--|---|
| ___ ① Board games  | ___ ③ Dominoes  |
| ___ 1.1) Backgammon  | ___ ④ Mah-jongg   |
| ___ 1.2) Checkers  | ___ ⑤ Jigsaw puzzles  |
| ___ 1.3) Chess   | ___ ⑥ Word or number games (e.g. crosswords, sudoku)  |
| ___ 1.4) Go  | ___ ⑦ Video games, computer games, play station, pinball  |
| ___ 1.5) Other board games (e.g. Korean chess, monopoly, scrabble) | ___ ⑧ Gambling games (e.g. casino games, slot machine, lottery, sports betting, horse racing betting, car racing betting, trickery) |
| ___ ② Card games   | ___ ⑨ Traditional Korean game (e.g. Yut game)   |
| ___ 2.1) Western card games (e.g. bridge, trump, poker)            | ___ (77) Other games (SPECIFY : _____ )   |
| ___ 2.2) Korean card games (e.g. GoStop)                           | ___ (99) I do not play any game (GO TO Q 61)  |

☐

**GAMEHOW (IF THE RESPONDENT PLAYS ANY GAME)**

60.1 How do you usually play the game mentioned above?

- |  |
|--|
| ___ ① With someone else face-to-face                     |
| ___ ② With someone else using equipment such as computer |
| ___ ③ Alone using equipment such as computer             |
| ___ ④ Alone without using any equipment                  |

☐



61. Please indicate how important the following reasons are for you to take part in sports or games.

보기 카드		Very important	Somewhat important	Not very important	Not important	Can't choose	Do not apply
SPGAPUR1	1) For physical or mental health	①	②	③	④	(8)	(9)
SPGAPUR2	2) To meet other people	①	②	③	④	(8)	(9)
SPGAPUR3	3) To compete against others	①	②	③	④	(8)	(9)
SPGAPUR4	4) To look good	①	②	③	④	(8)	(9)

TVSPORT1

62. What sport do you watch on TV most frequently? (SELECT AND WRITE DOWN THE MOST APPROPRIATE CODE FROM THE CODING LIST)

\_\_\_\_(999) I do not watch any sport on TV. (GO TO Q 64)

TVSPORT2

63. What sport is the SECOND MOST FREQUENT that you watch on TV?

KOSPORTO

64. How proud are you when Korea does well at an international sports or games competition?

- |                       |                         |
|-----------------------|-------------------------|
| ① I am very proud     | ③ I am not very proud   |
| ② I am somewhat proud | ④ I am not proud at all |
|                       | (8) Can't choose        |

65. People have different opinions about sports. To what extent do you agree or disagree with the following statements?

SHOW CARD		Agree strongly	Agree	Neither agree nor disagree	Disagree	Disagree strongly	Can't choose
SPOPNI	1) Taking part in sports develops children's character.	①	②	③	④	⑤	(8)
SPOPNI2	2) There is too much sport on TV.	①	②	③	④	⑤	(8)
SPOPNI3	3) Sports bring different groups and races inside Korea closer together	①	②	③	④	⑤	(8)
SPOPNI4	4) International sports competitions create more tension between countries than good feelings.	①	②	③	④	⑤	(8)
SPOPNI5	5) Korean government should spend more money on sports.	①	②	③	④	⑤	(8)

※ Next, I am going to ask some questions about your social involvement

66. In the last 12 months, how often have you participated in the activities of one of the following associations or groups?

SHOW CARD		At least once a week	At least once a month	Several times	Once or twice	Never
GRPPART1	1) A sports association/group	①	②	③	④	⑤
GRPPART2	2) A cultural association/group	①	②	③	④	⑤
GRPPART3	3) A church or other religious organization	①	②	③	④	⑤
GRPPART4	4) A community-service or civic association/group	①	②	③	④	⑤
GRPPART5	5) A political party or organization	①	②	③	④	⑤



**CANTRUST**

67. Generally speaking, would you say that people can be trusted or that you can't be too careful in dealing with people?

- \_\_\_ ① People can almost always be trusted    \_\_\_ ③ You usually can't be too careful in dealing with people    ☐
- \_\_\_ ② People can usually be trusted    \_\_\_ ④ You almost always can't be too careful in dealing with people
- \_\_\_ (8) Can't choose

**POLINTO4**

68. How interested would you say you personally are in politics?

- \_\_\_ ① Very interested    \_\_\_ ③ Not very interested    ☐
- \_\_\_ ② Fairly interested    \_\_\_ ④ Not at all interested
- \_\_\_ (8) Can't choose

※ Next, I would like to ask some questions about your recent situation.

69. To what extent do the following conditions prevent you from doing the free time activities you would like to do?

SHOW CARD		Very much	To a large extent	To some extent	Not at all	Can't choose
<b>LTACLMT1</b>	1) Lack of facilities nearby	___ ① ___	___ ② ___	___ ③ ___	___ ④ ___	___ (8) ___
<b>LTACLMT2</b>	2) Lack of money	___ ① ___	___ ② ___	___ ③ ___	___ ④ ___	___ (8) ___
<b>LTACLMT3</b>	3) Personal health, age or disability	___ ① ___	___ ② ___	___ ③ ___	___ ④ ___	___ (8) ___
<b>LTACLMT4</b>	4) Need to take care of someone(elderly, children...)	___ ① ___	___ ② ___	___ ③ ___	___ ④ ___	___ (8) ___
<b>LTACLMT5</b>	5) Lack of time	___ ① ___	___ ② ___	___ ③ ___	___ ④ ___	___ (8) ___

**HAPPY**

70. If you were to consider your life in general these days, how happy or unhappy would you say you are, on the whole .....

- \_\_\_ ① Very happy    \_\_\_ ③ Not very happy    \_\_\_ (8) Can't choose    ☐
- \_\_\_ ② Fairly happy    \_\_\_ ④ Not at all happy

**HEALTHY**

71. In general, would you say your health is...

- \_\_\_ ① Excellent    \_\_\_ ④ Fair    ☐
- \_\_\_ ② Very good    \_\_\_ ⑤ Poor
- \_\_\_ ③ Good    \_\_\_ (8) Can't choose

**STRESSFUL**

72. People sometimes get stressed in their daily life. How stressed do you usually get in your daily life?

- \_\_\_ ① Very much stressed    \_\_\_ ③ Not stressed much    } (GO TO Q 73)    ☐
- \_\_\_ ② Somewhat stressed    \_\_\_ ④ Almost never stressed

**STRESSWHY (if stressed)**

72.1 What do you think is the main cause of your stress? Please choose one from the followings.

- \_\_\_ ① Work-related(Study-related if you are a student)    \_\_\_ ④ Relationship-related    ☐
- \_\_\_ ② Money-related    \_\_\_ (77) OTHER (What: )
- \_\_\_ ③ Family-related

73. Considering your current life in general, how satisfied or dissatisfied are you about the following areas?

SHOW CARD		Very satisfied	Somewhat satisfied	Neither satisfied nor dissatisfied	Somewhat dissatisfied	Very dissatisfied	Do not apply
<b>SATFACE1</b>	1) Family relations	___ ① ___	___ ② ___	___ ③ ___	___ ④ ___	___ ⑤ ___	___ (9) ___
<b>SATFACE2</b>	2) Marital life	___ ① ___	___ ② ___	___ ③ ___	___ ④ ___	___ ⑤ ___	___ (9) ___
<b>SATFACE3</b>	3) Income	___ ① ___	___ ② ___	___ ③ ___	___ ④ ___	___ ⑤ ___	___ (9) ___
<b>SATFACE4</b>	4) Work	___ ① ___	___ ② ___	___ ③ ___	___ ④ ___	___ ⑤ ___	___ (9) ___
<b>SATFACE5</b>	5) Leisure activity	___ ① ___	___ ② ___	___ ③ ___	___ ④ ___	___ ⑤ ___	___ (9) ___
<b>SATFACE6</b>	6) Life in general	___ ① ___	___ ② ___	___ ③ ___	___ ④ ___	___ ⑤ ___	___ (9) ___



74. Now, I would like to ask a few questions about yesterday.

**YESTDAY**

74.1 Just to recall for you, yesterday was...

\_\_\_ ① A weekday or working-day      \_\_\_ ② A day off or a holiday

☐
**YGETAMPM / YGETHR / YGETMN**

74.2 At about what time did you get up yesterday?

\_\_\_ AM      \_\_\_ o'clock \_\_\_ minutes  
\_\_\_ PM


**YBEDAMPM / YBEDHR / YBEDMN**

74.3 At about what time did you go to sleep yesterday?

\_\_\_ AM      \_\_\_ o'clock \_\_\_ minutes  
\_\_\_ PM


75. Could you please tell me your...

**HEIGHT**      1) Height      \_\_\_ cm

\_\_\_ (888) I don't know

--	--	--

**WEIGHT**      2) Weight      \_\_\_ kg

\_\_\_ (888) I don't know

--	--	--

**WGHTPREF**

76. Would you like to...

\_\_\_ ① Gain weight      \_\_\_ ③ Lose weight

\_\_\_ ② Maintain your current weight      \_\_\_ ④ I don't care about my weight

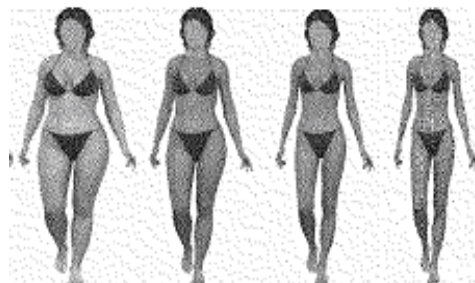
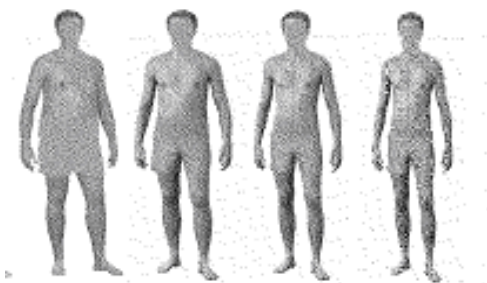
☐

77. Which of the following pictures comes closest to your conception of an ideal shape of a man and a woman?

SHOW  
CARD

1) Man      **WTIDEAMM**

2) Woman      **WTIDEAFF**

☐

☐

① \_\_\_      ② \_\_\_      ③ \_\_\_      ④ \_\_\_

① \_\_\_      ② \_\_\_      ③ \_\_\_      ④ \_\_\_

※ Next, I would like to ask your opinions about arts and popular culture.

78. Select all the occupations that you think are artistic occupations from those listed below. From the list of occupations below, please select all that you consider to be artists.

SHOW  
CARD

\_\_\_ ① Novelist  
**ARTOCCO1**

\_\_\_ ④ Photographer  
**ARTOCCO4**

\_\_\_ ⑦ Announcer  
**ARTOCCO7**

\_\_\_ ⑩ TV drama producer  
**ARTOCC10**

\_\_\_ ② Korean traditional  
percussion  
quartet  
**ARTOCCO2**

\_\_\_ ⑤ Librarian  
**ARTOCCO5**

\_\_\_ ⑧ Pop singer  
**ARTOCCO8**

\_\_\_ ⑪ Computer graphic designer  
**ARTOCC11**

\_\_\_ ③ Clothing designer  
**ARTOCCO3**

\_\_\_ ⑥ Craftsman  
**ARTOCCO6**

\_\_\_ ⑨ Sound equipment  
operator  
**ARTOCCO9**

\_\_\_ ⑫ Performing arts and  
entertainment planner  
**ARTOCC12**



79. How strongly do you agree or disagree on the following statements?

SHOW CARD		Strongly agree	Somewhat agree	Neither agree nor disagree	Somewhat disagree	Strongly disagree
ARTCNCP1	1) The arts are artists'subjective expression of social reality	_____①_____	_____②_____	_____③_____	_____④_____	_____⑤_____
ARTCNCP2	2) The arts are aesthetic sublimation of artists' inner world	_____①_____	_____②_____	_____③_____	_____④_____	_____⑤_____
ARTCNCP3	3) Artistic creation requires cooperation of many people	_____①_____	_____②_____	_____③_____	_____④_____	_____⑤_____
ARTCNCP4	4) The criteria that distinguish between great and mediocre arts are absolute across time and space	_____①_____	_____②_____	_____③_____	_____④_____	_____⑤_____

80. The followings are social functions of the arts. How important do you think each of them is?

SHOW CARD		Very important	Somewhat important	Not very important	Not important at all	Can't choose
ARTFUNC1	1) The arts help refine people's sentiment and stabilize society	_____①_____	_____②_____	_____③_____	_____④_____	_____⑧_____
ARTFUNC2	2) The arts help create new values and raise the aesthetic level of society	_____①_____	_____②_____	_____③_____	_____④_____	_____⑧_____
ARTFUNC3	3) The arts help reveal and criticize social contradictions	_____①_____	_____②_____	_____③_____	_____④_____	_____⑧_____
ARTFUNC4	4) The arts help raise tolerance towards other people and culture	_____①_____	_____②_____	_____③_____	_____④_____	_____⑧_____
ARTFUNC5	5) The arts contribute to regional economic growth	_____①_____	_____②_____	_____③_____	_____④_____	_____⑧_____

81. How strongly do you agree or disagree on the following statements on mass culture?

SHOW CARD		Strongly agree	Somewhat agree	Neither agree nor disagree	Somewhat disagree	Strongly disagree
POPCNCP1	1) Culture is generallyclassified into high and low culture	_____①_____	_____②_____	_____③_____	_____④_____	_____⑤_____
POPCNCP2	2) Mass culture is neither good nor bad; it should be regarded as a matter of personal taste	_____①_____	_____②_____	_____③_____	_____④_____	_____⑤_____
POPCNCP3	3) If mass culture develops too much, it deteriorates the quality of culture as a whole	_____①_____	_____②_____	_____③_____	_____④_____	_____⑤_____

82. How strongly do you agree or disagree on the following statements about popular culture and the arts?

SHOW CARD		Strongly agree	Somewh at agree	Neither agree nor disagree	Somewhat disagree	Strongly disagree
ARCUPOL1	1) The government should support popular culture and the arts with public fund such as tax	_____①_____	_____②_____	_____③_____	_____④_____	_____⑤_____
ARCUPOL2	2) Foreign arts and culture help advance the arts in Korea	_____①_____	_____②_____	_____③_____	_____④_____	_____⑤_____
ARCUPOL3	3) The government should support the economically disadvantaged students for their cultural and artistic experience	_____①_____	_____②_____	_____③_____	_____④_____	_____⑤_____
ARCUPOL4	4) Free exchange of music or movies through the Internet is of great help for many people to enjoy popular culture and the arts	_____①_____	_____②_____	_____③_____	_____④_____	_____⑤_____
ARCUPOL5	5) There should be more TV programs which deal with serious arts (such as classical music, fine arts, play, literature and so on) than are currently available	_____①_____	_____②_____	_____③_____	_____④_____	_____⑤_____



※ Next, I would like to ask about your cultural activities.

83. Which of the following cultural activities do you like most? And which do you like next most?

SHOW  
CARD

- |  |                                  |   |  |
|--|----------------------------------|---|--|
| ① Listen to music (through radio, audio, MP3 etc.)                     | ⑤ Watch the play in the theater  | ⑨ Watch live ballet or Western dances   | ⑬ Go to festivals (community arts, street festivals, amateur performance, circuses etc, excluding music festivals) |
| ② Watch movies and animations (in the cinema, on video, computer etc.) | ⑥ Go to classical music concerts | ⑩ Go to fine arts exhibitions (including painting, photography, sculpture, and calligraphy) | ⑭ Watching TV  |
| ③ Play computer games  | ⑦ Go to the musical              | ⑪ Visit museums and cultural heritage sites   | ⑮ Read books (literary works, non-fictions etc.)   |
| ④ Go to live performance of traditional Korean arts                    | ⑧ Go to pop music concerts       | ⑫ Watch sports games (in the stadium)   |  |

1) The cultural activity you like most : \_\_\_\_\_

CULFAV1

2) The cultural activity you like next most : \_\_\_\_\_

CULFAV2

84. How often have you done the following cultural activities during the past year?

SHOW  
CARD

- |                 |  |
|-----------------|--|
| <b>CULACTO1</b> | 1) Listening to music (through radio, audio, MP3 etc) : _____  |
| <b>CULACTO2</b> | 2) Watching movies and animations (in the cinema, through video, computer etc) : _____                     |
| <b>CULACTO3</b> | 3) Computer games : _____  |
| <b>CULACTO4</b> | 4) Watching live performance of traditional Korean arts (traditional music, traditional dance etc) : _____ |
| <b>CULACTO5</b> | 5) Watching play (in the theater) : _____  |
| <b>CULACTO6</b> | 6) Attending classical music concerts : _____  |
| <b>CULACTO7</b> | 7) Watching the musical (on stage) : _____   |
| <b>CULACTO8</b> | 8) Attending pop music concerts : _____  |
| <b>CULACTO9</b> | 9) Watching live performance of ballet or Western dance : _____  |
| <b>CULACTIO</b> | 10) Watching fine arts exhibition (including paintings, photography, sculpture, and calligraphy) : _____   |
| <b>CULACTII</b> | 11) Visiting museums and cultural heritage sites : _____   |

- |                            |                      |
|----------------------------|----------------------|
| (0) Never                  | <input type="text"/> |
| ① Once a year              | <input type="text"/> |
| ② 2-5 times a year         | <input type="text"/> |
| ③ 1-2 times in two months  | <input type="text"/> |
| ④ 2-3 times a month        | <input type="text"/> |
| ⑤ 1-2 times a week         | <input type="text"/> |
| ⑥ More than 3 times a week | <input type="text"/> |
| (8) DON'T KNOW             | <input type="text"/> |

INTSRCH

85. In the past year, How often have you used websites for gathering information regarding the live performances (play, music, musical, dance, etc.) before or after you attended?

- \_\_\_ ① Never      \_\_\_ ② Seldom      \_\_\_ ③ Often      \_\_\_ ④ Always



86. Compared to Korean music or movies, how much more or less do you watch or listen to those from the following countries?

86.1. **Music** (including all sorts of music)

SHOW CARD		Much more	A little more	Same as Korean	A little less	Much less	Do not apply (never listen)
<b>MUSICUSA</b>	1) The U. S A.	___①___	___②___	___③___	___④___	___⑤___	___(9)___
<b>MUSICJPN</b>	2) Japan	___①___	___②___	___③___	___④___	___⑤___	___(9)___
<b>MUSICCHN</b>	3) China, Taiwan & Hong Kong	___①___	___②___	___③___	___④___	___⑤___	___(9)___
<b>MUSICEUR</b>	4) Europe	___①___	___②___	___③___	___④___	___⑤___	___(9)___

86.2. **Movies** (including all the movies and animations watched in the cinema, on TV or videos)

SHOW CARD		Much more	A little more	Same as Korean	A little less	Much less	Do not apply (never listen)
<b>MOVIEUSA</b>	1) The U. S A.	___①___	___②___	___③___	___④___	___⑤___	___(9)___
<b>MOVIEJPN</b>	2) Japan	___①___	___②___	___③___	___④___	___⑤___	___(9)___
<b>MOVIECHN</b>	3) China, Taiwan & Hong Kong	___①___	___②___	___③___	___④___	___⑤___	___(9)___
<b>MOVIEEUR</b>	4) Europe	___①___	___②___	___③___	___④___	___⑤___	___(9)___

※ Let me ask about your cultural taste.

87. Which of the following TV programs do you like most? And which do you like next most?

SHOW CARD		① News ② Current affairs (including documentaries on various social issues, political or economic talk show, etc.) ③ Drama series			④ Cultural program (documentary on the nature, health, history, classics etc.) ⑤ Movies ⑥ Entertainment program (pop music, comedy, variety show etc.)		⑦ Sports ⑧ Serious arts program (classical music, fine arts etc.) ⑨ Educational program (learning, foreign language etc.)		(77) Others (specify:___ ) (99) Do Not apply (do not watch TV)	
-----------	--	---	--	--	--	--	---	--	---	--

1) The TV program you like most : \_\_\_\_\_

TVFAV1

--	--

2) The TV program you like next most : \_\_\_\_\_

TVFAV2

--	--

**MUSICFAV**

88. Which of the following genres of music do you like most?

SHOW CARD					
___ ① Traditional Korean music	___ ⑦ Religious music				
___ ② Trot, bbongjjak	___ ⑧ Musical				
___ ③ Jazz, lues	___ ⑨ Classical music (including opera and chorus)				
___ ④ Ballad, folk, country	___ (77) Others (specify:_____ )				
___ ⑤ Hip-hop, rap, dance music	___ (99) Do not applicable(never listen to music)				
___ ⑥ Rock, heavy metal					

--	--



**CULREFER**

89. Which of the following references do you consult most, when you want to attend a performing art event, artistic exhibition, or a cultural or artistic event?

SHOW  
CARD

- \_\_\_\_ ① Advertisement  
 \_\_\_\_ ② Friends' opinions  
 \_\_\_\_ ③ Family members' or relatives' opinions  
 \_\_\_\_ ④ Critics' reviews or opinions  
 \_\_\_\_ ⑤ The names(s) of artist(s)  
 \_\_\_\_ ⑥ Audience reviews or comments on the Internet  
 \_\_\_\_ ⑦ My own subjective criteria  
 \_\_\_\_ (77) Others (Specify: \_\_\_\_\_ )  
 \_\_\_\_ (99) Do not apply (never attend)

--	--

※ Next, I would like to ask about the media which use for your cultural activities.

**MUSICVEH**

90. Which of the following ways do you use most often to listen to music?

SHOW  
CARD

- \_\_\_\_ ① Radio music program  
 \_\_\_\_ ② TV music program  
 \_\_\_\_ ③ CD/LP/ cassette tapes  
 \_\_\_\_ ④ MP3. WMA file  
 \_\_\_\_ ⑤ On-line music streaming service  
 \_\_\_\_ (77) Others (Specify: \_\_\_\_\_ )  
 \_\_\_\_ (99) Do not apply (never listen to music)

--	--

**MOVIEVEH**

91. Which of the following ways do you use most often to watch movies?

SHOW  
CARD

- \_\_\_\_ ① Go to the cinema  
 \_\_\_\_ ② Rent video tapes or DVD  
 \_\_\_\_ ③ Watch on TV  
 \_\_\_\_ ④ Download files online  
 \_\_\_\_ ⑤ Online streaming  
 \_\_\_\_ (77) Others (Specify: \_\_\_\_\_ )  
 \_\_\_\_ (99) Do not apply (never watch movies)

--	--

**DOWNEXP**

92. In the past year, have you ever downloaded motion pictures or music from the Internet (including P2P)?

- \_\_\_\_ ① Yes  
 \_\_\_\_ ② No

--

**UPEXP**

93. In the past year, have you ever uploaded motion pictures or music on the Internet (including P2P)?

- \_\_\_\_ ① Yes  
 \_\_\_\_ ② No

--

94. Do you usually use the following services (including both paid or free)?

		Use	Not use
ITUSEO1	1) High speed internet (including ADSL, VDSL, cable, Home LAN), wireless LAN	____ ① ____	____ ② ____
ITUSEO2	2) Cellular phone wireless Internet	____ ① ____	____ ② ____
ITUSEO3	3) Ground DMB/satellite DMB	____ ① ____	____ ② ____
ITUSEO4	4) Satellite TV/ cable(closed-circuit TV)	____ ① ____	____ ② ____
ITUSEO5	5) Internet TV/ Internet VOD	____ ① ____	____ ② ____
ITUSEO6	6) Personal home page/ mini home page/ blog	____ ① ____	____ ② ____



95. In the past year, have you ever participated in hobby clubs (online or offline) related to the following activities. Select all that apply.

SHOW CARD	___ (00) None		
	ASSGRP01 ___ ① Musical	ASSGRP08 ___ ⑧ Pop music (including fan club)	
	ASSGRP02 ___ ② Classical music (including opera and chorus)	ASSGRP09 ___ ⑨ Movies, animations	
	ASSGRP03 ___ ③ Ballet & dance	ASSGRP10 ___ ⑩ Reading books (literary works, other topics)	
	ASSGRP04 ___ ④ Traditional Korean arts	ASSGRP11 ___ ⑪ Cartoon strips	
	ASSGRP05 ___ ⑤ Fine arts (painting, craft, sculpture calligraphy etc.)	ASSGRP12 ___ ⑫ TV drama	
	ASSGRP06 ___ ⑥ Photography	ASSGRP13 ___ ⑬ Museum, cultural heritage	
ASSGRP07 ___ ⑦ Play	ASSGRP14 ___ ⑭ Sports		

96. How helpful do you think the Internet is for you in each of the followings?

SHOW CARD		Very helpful	Somewhat helpful	Not much helpful	Not helpful at all	Don't know	Do not apply (never use the internet)
	INT1_R 1) Advancing of learning and cultural knowledge	___ ① ___	___ ② ___	___ ③ ___	___ ④ ___	___ (8) ___	___ (9) ___
	INT2_R 2) Understanding foreign culture	___ ① ___	___ ② ___	___ ③ ___	___ ④ ___	___ (8) ___	___ (9) ___
	INT3_R 3) Increasing attendance at performing arts or exhibitions	___ ① ___	___ ② ___	___ ③ ___	___ ④ ___	___ (8) ___	___ (9) ___
	INT4_R 4) Expanding the range of music to listen to	___ ① ___	___ ② ___	___ ③ ___	___ ④ ___	___ (8) ___	___ (9) ___
	INT5_R 5) Expanding the range of movies to watch	___ ① ___	___ ② ___	___ ③ ___	___ ④ ___	___ (8) ___	___ (9) ___
	INT6_R 6) Increasing time for reading	___ ① ___	___ ② ___	___ ③ ___	___ ④ ___	___ (8) ___	___ (9) ___

97. How helpful do you think the Internet is for the Korean society in each of the followings?

SHOW CARD		Very helpful	Somewhat helpful	Not much helpful	Not helpful at all	Don't know	Do not apply (never use the internet)
	INT1_KR 1) Expanding opportunities for cultural enjoyment	___ ① ___	___ ② ___	___ ③ ___	___ ④ ___	___ (8) ___	___ (9) ___
	INT2_KR 2) Increasing cultural diversity	___ ① ___	___ ② ___	___ ③ ___	___ ④ ___	___ (8) ___	___ (9) ___
	INT3_KR 3) Expanding Korean wave (hanliu)	___ ① ___	___ ② ___	___ ③ ___	___ ④ ___	___ (8) ___	___ (9) ___
	INT4_KR 4) Developing Korean film industry	___ ① ___	___ ② ___	___ ③ ___	___ ④ ___	___ (8) ___	___ (9) ___
	INT5_KR 5) Expanding domestic popular music market	___ ① ___	___ ② ___	___ ③ ___	___ ④ ___	___ (8) ___	___ (9) ___
	INT6_KR 6) Reducing the cultural gap between generations	___ ① ___	___ ② ___	___ ③ ___	___ ④ ___	___ (8) ___	___ (9) ___
INT7_KR 7) Increasing the size of audience in performing arts	___ ① ___	___ ② ___	___ ③ ___	___ ④ ___	___ (8) ___	___ (9) ___	



※ Let me ask about your arts education.

ARTRN

98. Have you ever received arts-related education? (Exclude those received as part of regular school curricular, but include those received in art school or through private lessons)

\_\_\_ ① Yes

\_\_\_ ② No (Go to Q99)

☐

*(If the respondent has ever received arts-related education)*

98.1 When did you first receive each of the following arts education?

SHOW CARD		11years old or younger	12-17years old	18 years old or over	Do not apply
ARTRNYR1	1) Music (instruments, voice, chorus, traditional Korean music, etc.)	___ ① ___	___ ② ___	___ ③ ___	___ (9) ___
ARTRNYR2	2) Ballet, Dance	___ ① ___	___ ② ___	___ ③ ___	___ (9) ___
ARTRNYR3	3) Fine arts, calligraphy	___ ① ___	___ ② ___	___ ③ ___	___ (9) ___
ARTRNYR4	4) Others (What?:_____ )	___ ① ___	___ ② ___	___ ③ ___	___ (9) ___

98.2 How long did you receive the arts education that you indicated above?

SHOW CARD		Less than 1 year	1-3 years	More than 3 years	Do not apply
ARTRNDU1	1) Music (instruments, voice, chorus, traditional Korean music, etc.)	___ ① ___	___ ② ___	___ ③ ___	___ (9) ___
ARTRNDU2	2) Ballet, Dance	___ ① ___	___ ② ___	___ ③ ___	___ (9) ___
ARTRNDU3	3) Fine arts, calligraphy	___ ① ___	___ ② ___	___ ③ ___	___ (9) ___
ARTRNDU4	4) Others (What?:_____ )	___ ① ___	___ ② ___	___ ③ ___	___ (9) ___

99. What are the barriers for you in attending performing arts events or arts exhibitions? Please indicate all that apply.

SHOW CARD	1. ARTOB ___ ① I have no time S01	2. ARTOBS 08 ___ ⑧ I am in bad health
	3. ARTOB ___ ② It costs too expensive S02	4. ARTOBS 09 ___ ⑨ I Feel uncomfortable with the arts
	5. ARTOB ___ ③ I Have no interest S03	6. ARTOBS 10 ___ ⑩ There are not enough arts facilities around
	7. ARTOB ___ ④ I Have no one to go with S04	8. ARTOBS 11 ___ ⑪ The quality of arts available is too low
	9. ARTOB ___ ⑤ I Cannot bring family members S05	10. ARTOB S12 ___ ⑫ It is hard to find transportation
	11. ARTOB ___ ⑥ I feel uneasy and awkward to attend such events S06	12. ARTOB S77 ___ (77) Others (What?:_____ )
	13. ARTOB ___ ⑦ I Find it hard to understand the arts S07	14.

※ The interview is now completed. Lastly, we would like to ask you an additional question. Since this survey is very complicated, I might have asked questions incorrectly or missed on some important questions. I would really appreciate if you could give me your name and telephone number so that I could confirm with you later about such mistakes. All information will remain strictly confidential.

What is your name? R' name : \_\_\_\_\_

What is your phone number? R's phone # : \_\_\_\_\_



《 The following questions are asked to interviewers 》

※ Please answer these questions right after the interview is completed with no respondents present

100. Interview date and time

Month \_\_\_\_\_ Date \_\_\_\_\_ Day \_\_\_\_\_

\_\_\_\_\_ a.m. \_\_\_\_\_ p.m FROM: Hour \_\_\_\_\_ Minute \_\_\_\_\_ TO: Hour \_\_\_\_\_ Minute \_\_\_\_\_


101. Who filled out this questionnaire?

- ☐ (1) Interviewer did all  
☐ (2) Respondent did all  
☐ (3) Respondent did partially

} (GO TO Q102)

--

(IF RESPONDENT DID PARTIALLY)

101.1 Question numbers that were filled out by the respondent

FROM: Q \_\_\_\_\_ TO: Q \_\_\_\_\_ FROM: Q \_\_\_\_\_ TO: Q \_\_\_\_\_

--	--	--	--	--	--	--	--	--	--

102. Were there any persons present during the interview? If so, who were those persons? Choose all that apply.

- ☐ (1) Children under age 6      ☐ (3) Spouse/ partner      ☐ (0) None  
☐ (2) Children above age 6      ☐ (4) Other adults

--	--	--	--	--

103. What was the respondent's attitude during the interview?

- ☐ (1) Very cooperative      ☐ (3) Not very cooperative  
☐ (2) Somewhat cooperative      ☐ (4) Not cooperative at all

--

104. How good was the respondent's understanding of the questions?

- ☐ (1) Good      ☐ (2) Fair      ☐ (3) Poor

--

105. How difficult was it to contact the respondent?

- ☐ (1) Very difficult      ☐ (3) Not very difficult  
☐ (2) Somewhat difficult      ☐ (4) Not difficult at all

--

106. How difficult was it to conduct this interview with the respondent?

- ☐ (1) Very difficult      ☐ (3) Not very difficult  
☐ (2) Somewhat difficult      ☐ (4) Not difficult at all

--

107.1 Which incentive did you suggest to provide? Choose all that apply.

- ☐ (1) Gift certificate      ☐ (2) Umbrella

--	--

107.2 Which incentive did the respondent take? Choose all that apply.

- ☐ (1) Gift certificate      ☐ (2) Umbrella      ☐ (9) DIDN'T TAKE

--	--

108. Final result of the interview

- ☐ (1) Complete      ☐ (2) Incomplete

--

<INFORMATION ABOUT THE INTERVIEWER>

109. INTERVIEWER ID : \_\_\_\_\_

--	--	--	--

110. SEX : ☐ (1) MALE ☐ (2) FEMALE

--

111. AGE: \_\_\_\_\_

--	--	--	--

112. AFFILIATION: \_\_\_\_\_ UNIVERSITY \_\_\_\_\_ DEPARTMENT \_\_\_\_\_ YEAR

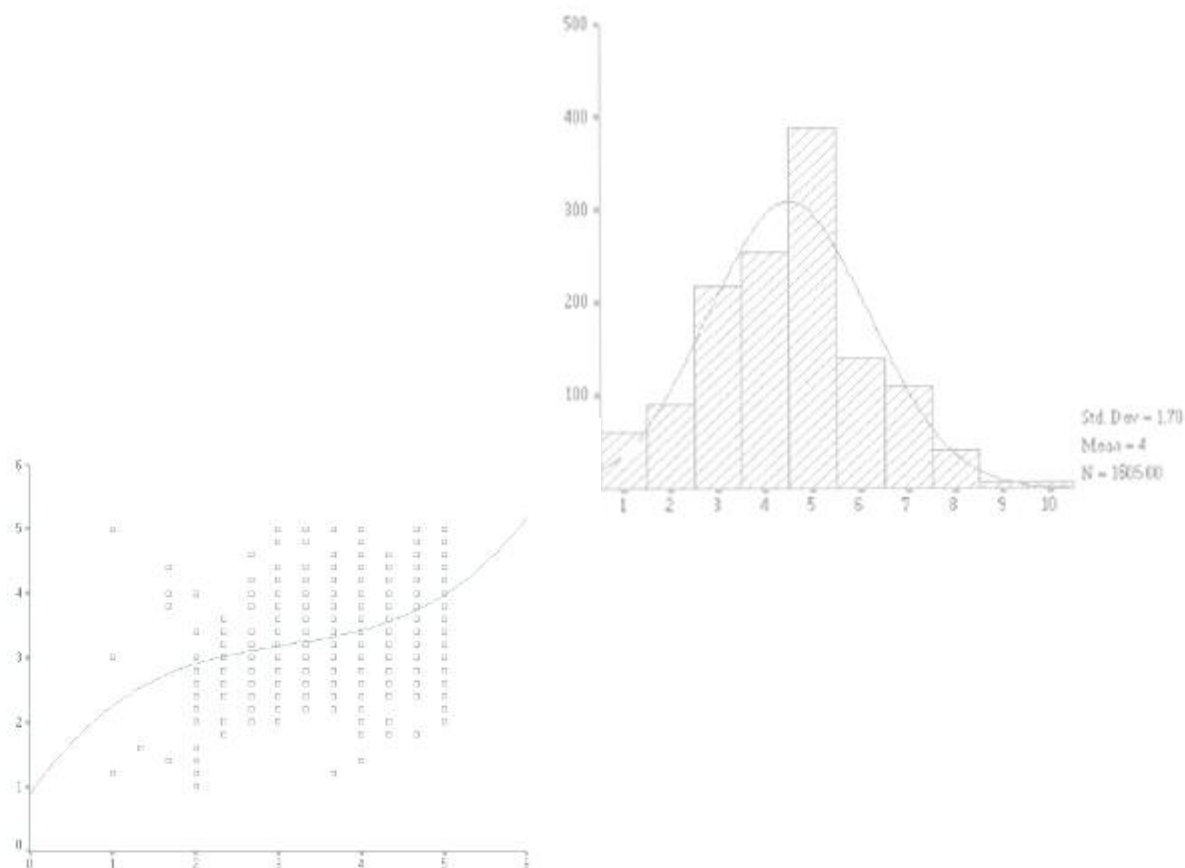
--	--	--	--	--	--

NAME: \_\_\_\_\_ TELEPHONE: \_\_\_\_\_

--



# 2008 Korean General Social Survey



## Survey Research Center, Sungkyunkwan University

53-3 Myungryun-Dong, Jongno-Ku, Seoul 110-745, South Korea  
 (Tel.) +82-2-760-1270 (Fax) +82-2-744-6169 (E-mail) [srckgss@skku.edu](mailto:srckgss@skku.edu)  
 (Web) <http://src.skku.edu>



The Survey Research Center (SRC) at Sungkyunkwan University is currently conducting the Korean General Social Survey (KGSS), an annual national sample survey funded by Korea Research Foundation (KRF). The purpose of this survey is to collect primary social data that can be widely used in cross-national comparative studies. Most Questions in this survey concern your opinions on some of the basic political, economic, and social phenomena. The survey also includes your opinion of religion, the 2008 modular topic of the International Social Survey Programme (ISSP), in which 47 countries all over the world are currently participating.

Since we have selected our respondents in a way to best represent the people in this country, the results of this survey are likely to lose representativeness if you do not respond to this interview. We would sincerely like to ask your cooperation so that this survey could produce valuable research data. Your answers will be kept strictly confidential and anonymous. We would really appreciate if you take time to answer every question in this survey.

June, 2008

Survey Research Center, Sungkyunkwan University

Director: Yang, Jonghoe

Principal Investigator: Kim, Sangwook



※ To begin with, I would like to ask you a few questions about this society.

#### HELPFUL

1. Would you say that most of the time people try to be helpful, or they are mostly just looking out for themselves?

- \_\_\_ ① Try to be helpful                      \_\_\_ (3) DEPENDS  
\_\_\_ ② Just look out for themselves                      \_\_\_ (8) DON'T KNOW

#### FAIR

2. Do you think most people would try to take advantage of you if they got a chance, or would they try to be fair?

- \_\_\_ ① Would take advantage of you                      \_\_\_ (3) DEPENDS  
\_\_\_ ② Would try to be fair                      \_\_\_ (8) DON'T KNOW

3. I am going to name some institutions in this country. As far as the people running these institutions are concerned, would you say you have a great deal of confidence, only some confidence, or hardly any confidence at all in them? (SHOW CARD AND WRITE DOWN THE CODE NUMBER)

SHOW CARD		A great deal confidence	Only some confidence	Hardly any confidence at all	DON'T KNOW
CONBUS	1) Major companies	___ ① ___	___ ② ___	___ ③ ___	___ (8) ___
CONCLERG	2) Organized religion	___ ① ___	___ ② ___	___ ③ ___	___ (8) ___
CONEDUC	3) Education	___ ① ___	___ ② ___	___ ③ ___	___ (8) ___
CONLABOR	4) Organized labor	___ ① ___	___ ② ___	___ ③ ___	___ (8) ___
CONPRESS	5) Newspaper	___ ① ___	___ ② ___	___ ③ ___	___ (8) ___
CONTV	6) TV	___ ① ___	___ ② ___	___ ③ ___	___ (8) ___
CONMEDIC	7) Medicine	___ ① ___	___ ② ___	___ ③ ___	___ (8) ___
CONGOVT	8) Executive branch of the national government	___ ① ___	___ ② ___	___ ③ ___	___ (8) ___
CONLGOVT	9) Local government	___ ① ___	___ ② ___	___ ③ ___	___ (8) ___
CONLEGIS	10) Congress	___ ① ___	___ ② ___	___ ③ ___	___ (8) ___
CONJUDGE	11) The Supreme Court	___ ① ___	___ ② ___	___ ③ ___	___ (8) ___
CONSCI	12) Scientific community	___ ① ___	___ ② ___	___ ③ ___	___ (8) ___
CONARMY	13) Military	___ ① ___	___ ② ___	___ ③ ___	___ (8) ___
CONFINAN	14) Banks and financial institutions	___ ① ___	___ ② ___	___ ③ ___	___ (8) ___
CONBLUHO	15) The Blue House	___ ① ___	___ ② ___	___ ③ ___	___ (8) ___
CONCSO	16) Civic Activist Organizations	___ ① ___	___ ② ___	___ ③ ___	___ (8) ___

#### RELIABLE

4. Generally, how trustful do you perceive this society to be? A score of 0 indicates a society that is hardly trustful, while a score of 10 indicates a society that is very trustful.

SHOW CARD	Hardly trustful		Very trustful	DON'T KNOW
		___ 0 ___	___ 10 ___	
		___ 1 ___		
		___ 2 ___		
		___ 3 ___		
		___ 4 ___		
		___ 5 ___		
		___ 6 ___		
		___ 7 ___		
		___ 8 ___		
		___ 9 ___		
		___ 10 ___		
		___ (88) ___		



**FEARCRM**

5. How likely are you to be a victim of a crime when you walk around your neighborhood at night. A score of 0 indicates 'hardly likely', while a score of 10 indicates 'very likely'.

Show  
Card

Hardly  
possible

Very  
possible

\_\_\_0 \_\_\_1 \_\_\_2 \_\_\_3 \_\_\_4 \_\_\_5 \_\_\_6 \_\_\_7 \_\_\_8 \_\_\_9 \_\_\_10

※ Now I would like to ask you a few questions about politics and reunification in this country.

**KRPROUD**

6. How proud are you of being South Korean?

- \_\_\_ ① Very proud                      \_\_\_ ③ Not very proud                      \_\_\_ (8) DON'T KNOW  
\_\_\_ ② Somewhat proud                      \_\_\_ ④ Not proud at all

**NORTHWHO**

7. What do you think North Korea is to us? Please choose one answer only among the following.

- \_\_\_ ① A country to support                      \_\_\_ ③ A country to guard against                      \_\_\_ (8) DON'T KNOW  
\_\_\_ ② A country to cooperate with                      \_\_\_ ④ A country to fight against

**SEDISTAN**

8. Which country do you feel closest to among the following countries?

- \_\_\_ ① USA                      \_\_\_ ③ North Korea                      \_\_\_ ⑤ Russia  
\_\_\_ ② Japan                      \_\_\_ ④ China                      \_\_\_ (8) DON'T KNOW

**UNIF**

9. To what extent do you think the unification between South and North Korea is necessary?

- \_\_\_ ① Very necessary                      \_\_\_ ③ Somewhat unnecessary                      \_\_\_ (8) DON'T KNOW  
\_\_\_ ② Somewhat necessary                      \_\_\_ ④ Very unnecessary

**SATPOL**

10. How satisfied are you with the current state of politics in South Korea?

- \_\_\_ ① Very satisfied                      \_\_\_ ④ Somewhat dissatisfied  
\_\_\_ ② Somewhat satisfied                      \_\_\_ ⑤ Very dissatisfied  
\_\_\_ ③ Neither satisfied nor dissatisfied                      \_\_\_ (8) DON'T KNOW

**PRTYABO8**

11. Which party do you think has the most ability to take political power in the next presidential election?

- \_\_\_ ① Liberty Forward Party                      \_\_\_ ⑥ Democratic Labor Party  
\_\_\_ ② Grand National Party                      \_\_\_ ⑦ New Progressive Party  
\_\_\_ ③ Pro-Park Geun-hye Coalition                      \_\_\_ (66) OTHER (SPECIFY : \_\_\_\_\_ )  
\_\_\_ ④ Democratic Party                      \_\_\_ (77) NONE OF THESE  
\_\_\_ ⑤ Renewal of Korea Party                      \_\_\_ (88) DON'T KNOW

**POLPROS**

12. Do you think the political conditions in South Korea will be much better, somewhat better, about the same, somewhat worse, or much worse?

- \_\_\_ ① Much better                      \_\_\_ ④ Somewhat worse  
\_\_\_ ② Somewhat better                      \_\_\_ ⑤ Much worse  
\_\_\_ ③ About the same                      \_\_\_ (8) DON'T KNOW

**CURGOV**

13. On the whole, how good do you think the current government is in administering state affairs?

- \_\_\_ ① Very good                      \_\_\_ ④ Somewhat poor  
\_\_\_ ② Somewhat good                      \_\_\_ ⑤ Very poor  
\_\_\_ ③ Neither good nor poor                      \_\_\_ (8) DON'T KNOW







**BIGECOFO**

21. What influence do you think the large corporations (business conglomerates) in South Korea will make to the national economy in the future?

- \_\_\_ ① Very positive influence      \_\_\_ ③ Fairly negative influence      \_\_\_ (8) DON'T KNOW  
\_\_\_ ② Fairly positive influence      \_\_\_ ④ Very negative influence

**BIGSIZE**

22. To what extent do you think the size of the large corporations (business conglomerates) in South Korea should become larger or smaller?

- \_\_\_ ① Much larger      \_\_\_ ④ Somewhat smaller  
\_\_\_ ② Somewhat larger      \_\_\_ ⑤ Much smaller  
\_\_\_ ③ Just as the same      \_\_\_ (8) DON'T KNOW

23. Which of the followings is the most important in order for business firms to win people's favor? Which comes next?

SHOW  
CARD

- |                         |                                       |                                    |
|-------------------------|---------------------------------------|------------------------------------|
| ① Increasing exports    | ④ Ensuring transparency in management | ⑦ Protecting environment           |
| ② Increasing employment | ⑤ Producing quality goods             | ⑧ Building a good image of the CEO |
| ③ Paying tax honestly   | ⑥ Contributing to social welfare      |                                    |

- 1) First      **FAVOR1**      \_\_\_ (88) DON'T KNOW  
2) Second      **FAVOR2**      \_\_\_ (88) DON'T KNOW



24. Which one of the followings is the most important for the success of business? Which comes next?

SHOW  
CARD

- |                      |                                  |                                |                       |
|----------------------|----------------------------------|--------------------------------|-----------------------|
| ① CEO's leadership   | ③ Employment of talented workers | ⑤ Technological capacity       | ⑦ Financial stability |
| ② Ethical management | ④ Brand value                    | ⑥ Relationship with government |                       |

- 1) First      **SUCCESS1**      \_\_\_ (88) DON'T KNOW  
2) Second      **SUCCESS2**      \_\_\_ (88) DON'T KNOW



**UNIONDSR**

25. What kind of labor union do you think is the most desirable for the union activities in South Korea?

- \_\_\_ ① Company(firm)-level union  
\_\_\_ ② Industry-level union (*Korean Financial Industry Union, Korean Union of Teaching and Education Workers, Korea Metal Worker's Unions, etc.*)  
\_\_\_ ③ Nation-level union (*Federation of Korean Trade Unions, Korean Confederation of Trade Unions*)  
\_\_\_ (8) DON'T KNOW

**UNIONO6**

26. How moderate or stubborn do you think labor unions are in South Korea?

- \_\_\_ ① Very moderate      \_\_\_ ④ Somewhat stubborn  
\_\_\_ ② Somewhat moderate      \_\_\_ ⑤ Very stubborn  
\_\_\_ ③ Neither moderate nor stubborn      \_\_\_ (8) DON'T KNOW

**ECOPROS**

27. Do you think the economic conditions in South Korea will be much better, somewhat better, about the same, somewhat worse, or much worse?

- \_\_\_ ① Much better      \_\_\_ ④ Somewhat worse  
\_\_\_ ② Somewhat better      \_\_\_ ⑤ Much worse  
\_\_\_ ③ About the same      \_\_\_ (8) DON'T KNOW



※ Next, I'm going to ask about your everyday life and household.

**NEWS**

28. How often do you read the newspaper? (Please include online newspaper)

- ☐ ① Everyday
 ☐ ④ Less than a once a week  
☐ ② A few times a week
 ☐ ⑤ Never (Pass to Q29)  
☐ ③ Once a week
 ☐ ⑧ DON'T KNOW

**NEWSKIND (If you read the newspaper)**

28.1 Which sections do you read most?

- ☐ ① Society
 ☐ ④ Sports
 ☐ (77) Other(Specify: )  
☐ ② Politics
 ☐ ⑤ Entertainment
 ☐ (88) DON'T KNOW  
☐ ③ Economy
 ☐ ⑥ Culture

**TVHOURS / TVMINUTE**

29. On the average day about how many hours do you personally watch television? (Please include DMB, Internet TV)

Number of hours :  (00) Never (Pass to Q.30)

**TVKIND (If you watch television)**

29.1 What TV programs do you watch most?

- ☐ ① News and current events
 ☐ ④ Education and Documentary
 ☐ (88) DON'T KNOW  
☐ ② Drama
 ☐ ⑤ Sports  
☐ ③ Entertainment
 ☐ (77) Other(Specify: )

30. Which of the followings is the most important in order for your life? Which comes next?

SHOW  
CARD

- |           |            |          |                          |          |
|-----------|------------|----------|--------------------------|----------|
| ① Leisure | ③ Power    | ⑤ Health | ⑦ Educational attainment | ⑨ Family |
| ② Friends | ④ Neighbor | ⑥ Money  | ⑧ Religion               | ⑩ Work   |

- 1) First  **IMPLF1** ☐ (88) DON'T KNOW  
 2) Second  **IMPLF2** ☐ (88) DON'T KNOW



**ATTEND08**

31. How often do you attend religious services?

- ☐ (01) A few times a week
 ☐ (06) Several times a year  
☐ (02) Once a week
 ☐ (07) Once a year  
☐ (03) Nearly every week
 ☐ (08) Less than once a year  
☐ (04) Two or three times a month
 ☐ (09) NEVER  
☐ (05) Once a month
 ☐ (88) DON'T KNOW

**RELIG**

32. What is your religion?

- ☐ ① Buddhist
 ☐ ④ No religion (GO TO Q.33)  
☐ ② Protestant
 ☐ (77) OTHER (SPECIFY \_\_\_\_\_ )  
☐ ③ Catholic

**RELDEN (IF YOU HAVE A RELIGION)**

32.1 What specific denomination is that, if any (PROBE FOR EXACT DENOMINATION)

Denomination :

**RELITEN (IF YOU HAVE A RELIGION)**

32.2 Do you call yourself a strong, or not a very strong follower of your religion?

- ☐ ① Strong
 ☐ ③ Not very strong  
☐ ② Somewhat strong
 ☐ ⑧ DON'T KNOW



**URBRUR**

33. Which of the categories below comes closest to the type of place you are living in now?

- \_\_\_ ① A big city                      \_\_\_ ③ A small city or a town                      \_\_\_ ⑤ A farm or home in the country  
 \_\_\_ ② The suburbs or outskirts of a big city                      \_\_\_ ④ A country village                      \_\_\_ ⑥ DON'T KNOW

**CLASSO6**

34. Which social class do you think you belong in?

- SHOW CARD    \_\_\_ ① Lower-lower                      \_\_\_ ③ Lower-middle                      \_\_\_ ⑤ Lower-upper                      \_\_\_ ⑦ DON'T KNOW  
 \_\_\_ ② Upper-lower                      \_\_\_ ④ Upper-middle                      \_\_\_ ⑥ Upper-upper

**FINALTER**

35. During the last few years, has the financial situation of your household been getting much better, somewhat better, stayed the same, somewhat worse, or much worse?

- \_\_\_ ① Much better                      \_\_\_ ④ Somewhat worse  
 \_\_\_ ② Somewhat better                      \_\_\_ ⑤ Much worse  
 \_\_\_ ③ Stayed the same                      \_\_\_ ⑥ DON'T KNOW

**FINRELO5**

36. Compared with South Korean families in general, would you say your family income is far above average, above average, average, below average, or far below average?

- \_\_\_ ① Far above average                      \_\_\_ ④ Below average  
 \_\_\_ ② Above average                      \_\_\_ ⑤ Far below average  
 \_\_\_ ③ Average                      \_\_\_ ⑥ DON'T KNOW

**FINPROS**

37. Within the next 10 years, do you think the financial situation of your household will be getting much better, somewhat better, about the same, somewhat worse, or much worse than now?

- \_\_\_ ① Much better                      \_\_\_ ④ Somewhat worse  
 \_\_\_ ② Somewhat better                      \_\_\_ ⑤ Much worse  
 \_\_\_ ③ About the same                      \_\_\_ ⑥ DON'T KNOW

**RANK**

38. In our society there are groups which tend to be towards the top and groups which tend to be towards the bottom. Below is a scale that runs from top to bottom. Where would you put yourself on this scale?

SHOW CARD	Bottom											Top	DON'T KNOW
	___ 1	___ 2	___ 3	___ 4	___ 5	___ 6	___ 7	___ 8	___ 9	___ 10	___ (88)		

**APPCCSXB**

39. If you were to have only one child, would you prefer a boy or a girl?

- \_\_\_ ① Boy                      \_\_\_ ② Girl                      \_\_\_ ③ No preference

**THRGEN**

40. Do you think it desirable for three generations (older people, their married children, and grandchildren) to share a home?

- \_\_\_ ① Desirable                      \_\_\_ ② Undesirable  
 \_\_\_ ③ DON'T KNOW



## IDLCHDN

41. What do you think is the ideal number of children for a family to have?

\_\_\_ ① 0

\_\_\_ ③ 2

\_\_\_ ⑤ 4

\_\_\_ ② 1

\_\_\_ ④ 3

\_\_\_ ⑥ more than 5 (Specify: )

--	--

## SATFIN

42. How satisfied are you with the economic condition of your family?

\_\_\_ ① Very satisfied

\_\_\_ ④ Somewhat dissatisfied

\_\_\_ ② Somewhat satisfied

\_\_\_ ⑤ Very dissatisfied

\_\_\_ ③ Neither satisfied nor dissatisfied

\_\_\_ (8) DON'T KNOW

--

※ Next, I'm going to ask about your family.

## HOMPOP

43. How many family members, including yourself, live at your residence? Do not include those who are temporarily living elsewhere due to schooling, employment, military service, etc.

NUMBER OF FAMILY MEMBERS LIVING WITH RESPONDENT: \_\_\_\_\_

--	--

## SEPAPOP

44. Are there any family members who are living somewhere else due to schooling, employment, military service, etc? (If there are) How many such persons are there?

NUMBER OF FAMILY MEMBERS LIVING AWAY FROM RESPONDENT: \_\_\_\_\_

--	--

## UNRELAT

45. How many persons live in your house who are not your family members (e.g., friends, partner, etc.)?

NUMBER OF NON-FAMILY MEMBERS LIVING WITH RESPONDENT: \_\_\_\_\_ (0) NONE

--	--



46. I would like to ask about your relationship with your family members. Family members include those living in your house, living somewhere else, and those who are not blood-related to you but live in your house. Please answer the following questions accordingly. **(WRITE DOWN THE PERSON'S RELATIONSHIP TO THE RESPONDENT FIRST, AND THEN ASK THE PERSON'S SEX, AGE, MARITAL STATUS, CO-RESIDENCE STATUS, THE REASON FOR LIVING ELSEWHERE, EMPLOYMENT STATUS, AND THE REASON FOR NOT WORKING. MAKE SURE TO ASK ABOUT EACH AND EVERYONE COUNTED IN QUESTIONS 43, 44, AND 45 ABOVE.)**

- 1) Relation to respondent
- 2) Is [PERSON] male or female?
- 3) How old is [PERSON]?
- 4) Is [PERSON] now married, widowed, divorced, separated, cohabiting, or never married?
- 5) Is [PERSON] living in your house, or is [PERSON] staying somewhere else?
- 6) **(IF [PERSON] IS TEMPORARILY STAYING ELSEWHERE)** What is the primary reason for not living together?
- 7) Is [PERSON] currently working for pay?
- 8) **(IF NOT WORKING)** What is the primary reason for not working?

	1) Relation to respondent		2) Sex		3) Age	4) Marital status		5) Co-Residence Status				7) Employment status			
	Relation	Code	① M	② F		Status	Code	① Living together	② Not living together	6) Reason for not living together		① Employed	② Not employed	8) Reason for not working	
										Reason	Code			Reason	Code
1	RELATE		SEX		AGE	MARITAL		AWAY		WHYAWY		EMPLY		WHYNOE	
2	RELATE2		GENDER2		OLD2	MAR2		AWAY2		WHYAWY2		EMPLY2		WHYNOE2	
3	RELATE3		GENDER3		OLD3	MAR3		AWAY3		WHYAWY3		EMPLY3		WHYNOE3	
4	RELATE4		GENDER4		OLD4	MAR4		AWAY4		WHYAWY4		EMPLY4		WHYNOE4	
5	RELATE5		GENDER5		OLD5	MAR5		AWAY5		WHYAWY5		EMPLY5		WHYNOE5	
6	RELATE6		GENDER6		OLD6	MAR6		AWAY6		WHYAWY6		EMPLY6		WHYNOE6	
7	RELATE7		GENDER7		OLD7	MAR7		AWAY7		WHYAWY7		EMPLY7		WHYNOE7	
8	RELATE8		GENDER8		OLD8	MAR8		AWAY8		WHYAWY8		EMPLY8		WHYNOE8	
9	RELATE9		GENDER9		OLD9	MAR9		AWAY9		WHYAWY9		EMPLY9		WHYNOE9	
10	RELATE10		GENDER10		OLD10	MAR10		AWAY10		WHYAWY10		EMPLY10		WHYNOE10	

#### 《 CODE LISTS 》

1) Relation to respondent			4) Marital status	6) Reasons for living elsewhere	8) Reasons for not working	
(01) Respondent	(11)Grand child	(21) Parent's sibling	① Married	(01) Schooling	(01) Below school age	(11)Searching for job
(02) Spouse	(12) Grand child's spouse	(22) Friend	② Widowed	(02) Employment	(02) In school	(12)Studying
(03) 1st child	(13) Parent	(23) Boarder	③ Divorced	(03) Military service	(03) Staying at home	(13)In the army
(04) 2nd child	(14) Spouse's parent	(24) Housemaid	④ Separated	(04) Respondent's schooling	(04) Old age	(14)Business Failure
(05) 3rd child	(15) Sibling	(25) Partner	⑤ Never married	(05) Respondent's employment	(05) Illness	(15)Do not want to
(06) 4th child	(16) Spouse's sibling	(26) Care provider	⑥ Cohabiting	(77) OTHER	(06) Disabled	get a job
(07) 5th child	(17) Grand parent	(77) OTHER		(SPECIFY: _____)	(07) Temporarily not working	(16)Wedding Preparation
(08) 6th child	(18) Nephew/Niece	(SPECIFY:_____)			(08) Unemployed	(17)Religious Belief
(09) 7th child	(19) Cousin				(09) Retired	(18)To Take care of family
(10) Child's spouse	(20) Sibling's spouse				(10) Retired under the age limit	(19)Can't get a job
						77) OTHER
						(SPECIFY: _____)

HHWHO / HDHEAD / HHSEX / HHAGE / HHMARI / HHAWAY / HHWHYAWY / HHEMPLY / HHWHYNOE

47. Who is the household head?

**(WRITE DOWN THE SERIAL NUMBER AND RELATION TO THE RESPONDENT FROM THE ABOVE TABLE)**

RELATION TO RESPONDENT: \_\_\_\_\_ SERIAL NUMBER: \_\_\_\_\_



※ Now, I would like to ask you about how much education you and your family members have received.

**EDUC**

48. What is the highest level of school you have attended?

____ (00) NO FORMAL SCHOOL ____ (08) OTHERS (EX. SEODANG) ▼	____ (01) Elementary school ____ (02) Junior high school ____ (03) High school		____ (04) Junior college(Two or three-year course) ____ (05) College (Four-year course) ____ (06) Graduate school (Masters) ____ (07) Graduate school (PhD)		
	▼				
	<b>GRADUATE</b> 48.1 Did you graduate from this school, or are you currently attending?				
	____ ① Graduated ▼		____ ② Dropped out ▼		____ ③ Currently attending ▼
	<b>DROPYR</b> 48.2 In what grade did you drop out? _____ GRADE		<b>CURRYR</b> 48.3 What grade are you in? _____ GRADE		

**SPEDUC**

49. What is the highest level of school your spouse has attended?

____ (99) NO SPOUSE ____ (00) NO FORMAL SCHOOL ____ (08) OTHERS (EX. SEODANG) ▼	____ (01) Elementary school ____ (02) Junior high school ____ (03) High school		____ (04) Junior college(Two or three-year course) ____ (05) College (Four-year course) ____ (06) Graduate school (Masters) ____ (07) Graduate school (PhD)		
	▼				
	<b>SPGRAD</b> 49.1 Did your spouse graduate from this school, or is s/he currently attending?				
	____ ① Graduated ▼		____ ② Dropped out ▼		____ ③ Currently attending ▼
	<b>SPDROPYR</b> 49.2 In what grade did s/he drop out? _____ GRADE		<b>SPCURRYR</b> 49.3 What grade is s/he in? _____ GRADE		

**PAEDUC**

50. What is the highest level of school your father has attended?

____ (00) NO FORMAL SCHOOL ____ (08) OTHERS (EX. SEODANG) ____ (88) DON'T KNOW ▼	____ (01) Elementary school ____ (02) Junior high school ____ (03) High school		____ (04) Junior college(Two or three-year course) ____ (05) College (Four-year course) ____ (06) Graduate school (Masters) ____ (07) Graduate school (PhD)		
	▼				
	<b>PAGRAD</b> 50.1 Did your father graduate from this school, or is he currently attending?				
	____ ① Graduated ▼		____ ② Dropped out ▼		____ ③ Currently attending ▼
	<b>PADROPYR</b> 50.2 In what grade did he drop out? _____ GRADE		<b>PACURRYR</b> 50.3 What grade is he in? _____ GRADE		

**MAEDUC**

51. What is the highest level of school your mother has attended?

____ (00) NO FORMAL SCHOOL ____ (08) OTHERS (EX. SEODANG) ____ (88) DON'T KNOW ▼	____ (01) Elementary school ____ (02) Junior high school ____ (03) High school		____ (04) Junior college(Two or three-year course) ____ (05) College (Four-year course) ____ (06) Graduate school (Masters) ____ (07) Graduate school (Ph. D)		
	▼				
	<b>MAGRAD</b> 51.1 Did your mother graduate from this school, or is she currently attending?				
	____ ① Graduated ▼		____ ② Dropped out ▼		____ ③ Currently attending ▼
	<b>MADROPYR</b> 51.2 In what grade did she drop out? _____ GRADE		<b>MACURRYR</b> 51.3 What grade is she in? _____ GRADE		







※ Next, I am going to ask about your spouse's main job.

SPINCMR

54. Does your spouse have a job that provides income?

(9) NO SPOUSE (GO TO Q.56)

① Yes <input type="checkbox"/>	② No <input type="checkbox"/>
<p><b>SPEMPED</b> 54.1 Does your spouse work for someone else?</p>	
<p style="text-align: center;">① Yes <input type="checkbox"/></p> <p><b>SPWGSTAT</b> 54.2 What is your spouse's employment status?</p> <p>____ ① Regular employee ____ ② Temporary employee ____ ③ Day labor</p> <p><b>SPWGPTFL</b> 54.3 Is your spouse working part time or full time? ____ ① Part-time ____ ② Full-time</p> <p><b>SPWGWKHR</b> 54.4 How many hours a week does your spouse work on average? ____ Hours ____ (888) DON'T KNOW</p> <p><b>SPWGSTAB</b> 54.5 Is it possible for your spouse to keep this job as long as s/he wants? ____ ① Yes ____ ② No ____ (8) DON'T KNOW</p> <p><b>SPWGSECT</b> 54.6 Is your spouse employed by the government, a publicly owned firm, a private firm, or a non-profit organization? ____ ① Government ____ ② Publicly owned firm ____ ③ Private firm ____ ④ Non-profit organization</p> <p><b>SPWGUNN</b> 54.7 Is your spouse a union member? ____ ① Yes ____ ② No (GO TO Q54.7.1)</p> <p><b>SPWGUNNP (IF NOT UNION MEMBER)</b> 54.7.1 Was your spouse a member of trade union before? ____ ① Yes ____ ② No <input type="checkbox"/></p>	<p style="text-align: center;">② No <input type="checkbox"/></p> <p><b>SPSFSTAT</b> 54.8 If not employed, is your spouse working for the family, self-employed with no employees, or self-employed with employees? ____ ① Working for family without being paid ____ ② Self-employed with no employees ____ ③ Self-employed with employees (GO TO Q54.8.1)</p> <p><b>SPSFNOHI (IF SELF-EMPLOYED WITH EMPLOYEES)</b> 54.8.1 How many employees does your spouse employ? <b>NUMBER OF EMPLOYEES:</b> _____</p> <p><b>SPSFPTFL</b> 54.9 Is your spouse working part time or full time? ____ ① Part-time ____ ② Full-time</p> <p><b>SPSFWKHR</b> 54.10 How many hours a week does your spouse work on average? ____ Hours ____ (888) DON'T KNOW</p>
<p><b>SPUNSRCH</b> 54.14 Over the last 7 days, did your spouse actively look for a job? ____ ① Yes ____ ② No</p> <p><b>SPUNWKEX</b> 54.15 Has your spouse ever had a paid job? ____ ① Yes ____ ② No (GO TO Q.54.19)</p> <p><b>SPUNSTAT</b> 54.16 What type of job did your spouse have at that time? ____ ① Worked for government ____ ② Worked for private firm ____ ③ Worked for publicly owned firm ____ ④ Worked for non-profit organization ____ ⑤ Worked for family without being paid ____ ⑥ Self-employed with no employees ____ ⑦ Self-employed with employees (GO TO Q54.16.1)</p> <p><b>SPUNNOHI</b> 54.16.1 How many employees did your spouse employ? <b>NUMBER OF EMPLOYEES:</b> _____ ____ (888) DON'T KNOW</p> <p><b>SPUNSUBO</b> 54.17 Did your spouse have a subordinate at workplace for whom your spouse was directly responsible? ____ ① Yes ____ ② No ____ (8) DON'T KNOW</p> <p><b>SPUNWKHR</b> 54.18 How many hours a week did your spouse work on average? ____ Hours ____ (888) DON'T KNOW</p> <p><b>SPUNXTN</b> 54.19 Does your spouse have any sources of income? This interest or dividends, rent, social security, other pensions, alimony or child support, public aid (welfare), and armed forces or veteran's allotment'. ____ ① Yes ____ ② No</p> <p><b>SPUNXTNO / SPUNXTNM</b> Monthly Average Income: MAN(10,000) WON (CODE NO.: _____) ____ (88) DON'T KNOW (If the respondent answers No to Q. 51.15, , please ask Q. 54)</p>	
<p><b>SPEMSUBO</b> 54.11 Does your spouse have anyone whose work s/he directly manages and supervises? ____ ① Yes ____ ② No ____ (8) DON'T KNOW</p> <p><b>SPINCOMO / SPINCOME</b> 54.12 Before taxes and other deductions, what is your spouse's total monthly average income from this job? This includes his/her base pay, bonuses, and other allowances. (IF THE RESPONDENT'S SPOUSE DOES NOT HAVE A REGULAR MONTHLY INCOME (EX. FARMER), THEN DIVIDE THE ESTIMATED ANNUAL INCOME BY 12.) ABOUT MAN(10,000) WON (CODE NO.: _____) ____ (88) DON'T KNOW</p> <p><b>SPINTINC / SPXTINCO / SPXTINCM</b> 54.13 Beside income from the main job of your spouse, does your spouse have other sources of income? This includes interest or dividends, rent, social security, other pensions, alimony or child support, public aid (welfare), and armed forces or veteran's allotment'. If any, what is his/her monthly average income? ____ ① Yes ____ ② No</p> <p>Other Monthly Average Income: MAN(10,000) WON (CODE NO.: _____) ____ (88) DON'T KNOW</p>	

SPIND / SPOCC

55. What kind of work does your spouse normally do? What does s/he actually do in that job? If currently not working, tell me about his/her last job.

55.1 INDUSTRY:

55.2 OCCUPATION:



**INCOMO / INCOME**

56. What is the approximate total monthly income of your household before tax deductions? Please include the income of all household members, including yourself, such as employment income, interest, property and rental income, pensions, various subsidies, or personal financial support received from others. (For agricultural income or similar, divide the annual income by 12 to enter the monthly amount, and be sure to account for the income of all household members listed in questions 46, whether they live with you or not. However, exclude household members who do not share finances.)

APPROXIMATELY: \_\_\_\_\_ MAN(10,000) WON (CODE NUMBER: \_\_\_\_\_) \_\_\_\_\_ (88) DON'T KNOW

--	--	--	--	--	--	--	--

**※ Next, I'm going to ask about your basic principles and values.**

57. (If you have spouse) Who primarily decides the following familial items?

Show Card		Always I	Usually I	equally between me and spouse	Usually my spouse	Always my spouse	Other family member(s)	Not Applicable (No Spouse)	
	CONJPWR1	1) Children's discipline and education	①	②	③	④	⑤	⑥	(9)
	CONJPWR2	2) Support for my own parents	①	②	③	④	⑤	⑥	(9)
	CONJPWR3	3) purchase of expensive household articles	①	②	③	④	⑤	⑥	(9)

**HAPPY**

58. If you were to consider your life in general these days, how happy or unhappy would you say you are, on the whole...

\_\_\_\_\_ ① Very happy                      \_\_\_\_\_ ③ Not very happy                      \_\_\_\_\_ (8) Can't choose  
 \_\_\_\_\_ ② Fairly happy                      \_\_\_\_\_ ④ Not at all happy

59. Do you think it is wrong or not wrong if...

Show Card		Always wrong	Almost always wrong	Wrong only sometimes	Not wrong at all	Can't choose	
	SEXATT1	1) a man and a woman have sexual relations before marriage	①	②	③	④	(8)
	SEXATT2	2) a married person having sexual relations with someone other than his or her husband or wife	①	②	③	④	(8)
	SEXATT3	3) sexual relations between two adults of the same sex	①	②	③	④	(8)

60. Do you personally think it is wrong or not wrong for a woman to have an abortion...

Show Card		Always wrong	Almost always wrong	Wrong only sometimes	Not wrong at all	Can't choose	
	ABORT1	1) If there is a strong chance of serious defect in the baby...	①	②	③	④	(8)
	ABORT2	2) If the family has a very low income and cannot afford anymore children...	①	②	③	④	(8)

**HBBYWK08**

61. Do you agree or disagree a husband's job is to earn money; a wife's job is to look after the home and family...

\_\_\_\_\_ ① Strongly Agree                      \_\_\_\_\_ ③ Neither Agree nor Disagree                      \_\_\_\_\_ ⑤ Strongly Disagree  
 \_\_\_\_\_ ② Agree                      \_\_\_\_\_ ④ Disagree                      \_\_\_\_\_ (8) Can't choose



**CANTRUST**

62. Generally speaking, would you say that people can be trusted or that you can't be too careful in dealing with people?

- \_\_\_ ① People can almost always be trusted
- \_\_\_ ② People can usually be trusted
- \_\_\_ ③ You usually can't be too careful in dealing with people
- \_\_\_ ④ You almost always can't be too careful in dealing with people
- \_\_\_ ⑧ Can't choose

☐

63. How much confidence do you have in...

Show  
Card

	Complete confidence	A great deal of confidence	Some confidence	Very little confidence	No confidence at all	Can't choose
<b>TRTASSB</b> 1) Parliament	___ ① ___	___ ② ___	___ ③ ___	___ ④ ___	___ ⑤ ___	___ ⑧ ___
<b>TRTFIRM</b> 2) Business and industry	___ ① ___	___ ② ___	___ ③ ___	___ ④ ___	___ ⑤ ___	___ ⑧ ___
<b>TRTRELI</b> 3) Churches and religious organizations	___ ① ___	___ ② ___	___ ③ ___	___ ④ ___	___ ⑤ ___	___ ⑧ ___
<b>TRTJURI</b> 4) Courts and the legal system	___ ① ___	___ ② ___	___ ③ ___	___ ④ ___	___ ⑤ ___	___ ⑧ ___
<b>TRTEDUC</b> 5) Schools and the educational system	___ ① ___	___ ② ___	___ ③ ___	___ ④ ___	___ ⑤ ___	___ ⑧ ___

**RESIDEXP**

64. We are interested in the extent to which you have moved from one kind of place to another. Which do you think is most like your experience of life?

- \_\_\_ ① I have lived in different countries
- \_\_\_ ② I have lived in different places in the same country
- \_\_\_ ③ I have lived in different neighborhoods in the same place
- \_\_\_ ④ I have always lived in the same neighborhood

☐

※ Next, I'm going to ask about your religion.

65. How much do you agree or disagree with each of the following

Show  
Card

	Strongly agree	Agree	Neither agree nor disagree	Disagree	Strongly disagree	Can't choose
<b>Religious leaders...</b>						
<b>RELLEAD1</b> 1) should not try to influence how people vote in elections	___ ① ___	___ ② ___	___ ③ ___	___ ④ ___	___ ⑤ ___	___ ⑧ ___
<b>RELLEAD2</b> 2) should not try to influence government decisions	___ ① ___	___ ② ___	___ ③ ___	___ ④ ___	___ ⑤ ___	___ ⑧ ___

66. Please consider the following statements and tell me whether you agree or disagree..

Show  
Card

	Strongly agree	Agree	Neither agree nor disagree	Disagree	Strongly disagree	Can't choose
<b>RELSCI1</b> 1) Overall, modern science does more harm than good	___ ① ___	___ ② ___	___ ③ ___	___ ④ ___	___ ⑤ ___	___ ⑧ ___
<b>RELSCI2</b> 2) We trust too much in science and not enough in religious faith	___ ① ___	___ ② ___	___ ③ ___	___ ④ ___	___ ⑤ ___	___ ⑧ ___
<b>RELFUN1</b> 3) Looking around the world, religions bring more conflict than peace	___ ① ___	___ ② ___	___ ③ ___	___ ④ ___	___ ⑤ ___	___ ⑧ ___
<b>RELFUN2</b> 4) People with very strong religious beliefs are often too intolerant of others	___ ① ___	___ ② ___	___ ③ ___	___ ④ ___	___ ⑤ ___	___ ⑧ ___

**RELPOWR**

67. Do you think that churches and religious organizations in this country have too much power or too little power?

- \_\_\_ ① Far too much power
- \_\_\_ ② Too much power
- \_\_\_ ③ About the right amount of power
- \_\_\_ ④ Too little power
- \_\_\_ ⑤ Far too little power
- \_\_\_ ⑧ Can't choose

☐



68. How much do you agree or disagree with the following statements?

Strongly agree	Agree	Neither agree nor disagree	Disagree	Strongly disagree	Can't choose		
<b>Show Card</b>							
RELDIV1	1) All religious groups in South Korea should have equal rights	①	②	③	④	⑤	(8)
RELDIV2	2) We must respect all religions	①	②	③	④	⑤	(8)

69. People have different religions and different religious views. Would you accept a person from a different religion or with a very different religious view from yours...

Definitely accept	Probably accept	Probably not accept	Definitely not accept	Can't choose		
<b>Show Card</b>						
RELDIFF1	1) marrying a relative of yourself	①	②	③	④	(8)
RELDIFF2	2) being a candidate of the political party you prefer	①	②	③	④	(8)

70. There are some people whose views are considered extreme by the majority. Consider religious extremists, that is people who believe that their religion is the only true faith and all other religions should be considered as enemies. Do you think such people should be allowed to...

Definitely	Probably	Probably Not	Definitely Not	Can't choose		
<b>Show Card</b>						
RELEXTM1	1) Hold public meetings to express their views?	①	②	③	④	(8)
RELEXTM2	2) Publish books expressing their views?	①	②	③	④	(8)

#### GODCONC

71. Please indicate which statement below comes closest to expressing what you believe about God.

- ☐ ① I don't believe in God  
☐ ② I don't know whether there is a God and I don't believe there is any way to find out  
☐ ③ I don't believe in a personal God, but I do believe in a Higher Power of some kind  
☐ ④ I find myself believing in God some of the time, but not at others  
☐ ⑤ While I have doubts, I feel that I do believe in God  
☐ ⑥ I know God really exists and I have no doubts about it  
☐ (8) Can't choose

☐

#### GODBELI

72. Which best describes your beliefs about God?

- ☐ ① I don't believe in God now and I never have  
☐ ② I don't believe in God now, but I used to  
☐ ③ I believe in God now, but I didn't used to  
☐ ④ I believe in God now and I always have  
☐ (8) Can't choose

☐

73. Do you believe in...

Yes, Definitely	Yes, Probably	No, Probably Not	No, Definitely Not	Can't choose		
<b>Show Card</b>						
RELNW1	1) Life after death	①	②	③	④	(8)
RELNW2	2) Heaven	①	②	③	④	(8)
RELNW3	3) Hell	①	②	③	④	(8)
RELNW4	4) Religious miracles	①	②	③	④	(8)
RELNW5	5) Reincarnation - being reborn in this world again and again	①	②	③	④	(8)
RELNW6	6) Nirvana	①	②	③	④	(8)
RELNW7	7) The supernatural powers of deceased ancestors	①	②	③	④	(8)



74. Do you agree or disagree with the following

Strongly agree	Agree	Neither agree nor disagree	Disagree	Strongly disagree	Can't choose
<b>SPIRIT1</b> 1) There is a God who concerns Himself with every human being personally					
___①___	___②___	___③___	___④___	___⑤___	___⑧___
<b>SPIRIT2</b> 2) There is little that people can do to change the course of their lives					
___①___	___②___	___③___	___④___	___⑤___	___⑧___
<b>SPIRIT3</b> 3) To me, life is meaningful only because God exists					
___①___	___②___	___③___	___④___	___⑤___	___⑧___
<b>SPIRIT4</b> 4) In my opinion, life does not serve any purpose					
___①___	___②___	___③___	___④___	___⑤___	___⑧___
<b>SPIRIT5</b> 5) Life is only meaningful if you provide the meaning yourself					
___①___	___②___	___③___	___④___	___⑤___	___⑧___
<b>SPIRIT6</b> 6) I have my own way of connecting with God without churches or religious services					
___①___	___②___	___③___	___④___	___⑤___	___⑧___

**RELMA**

75. What was your mother's religious preference when you were a child? Was it Protestant, Catholic, Jewish, some other religion, or no religion?

___ ① Protestant	___ ⑥ Jewish	<div></div>
___ ② Catholic	___ (77) Other (Please Specify: )	
___ ③ Buddhism	___ (88) Don't know	
___ ④ Orthodox (such as Greek or Russian Orthodox)	___ (99) No religion (Pass to Q.76)	
___ ⑤ Muslim		

**RELDENMA (If your mother had religion)**

75.1 What specific denomination was that, if any (PROBE FOR EXACT DENOMINATION)

Denomination : \_\_\_\_\_

**RELFA**

76. What was your father's religious preference when you were a child? Was it Protestant, Catholic, Jewish, some other religion, or no religion?

___ ① Protestant	___ ⑥ Jewish	<div></div>
___ ② Catholic	___ (77) Other (Please Specify: )	
___ ③ Buddhism	___ (88) Don't know	
___ ④ Orthodox (such as Greek or Russian Orthodox)	___ (99) No religion (Pass to Q.77)	
___ ⑤ Muslim		

**RELDENFA (If your father had religion)**

76.1 What specific denomination was that, if any (PROBE FOR EXACT DENOMINATION)

Denomination : \_\_\_\_\_

**RELUP**

77. What religion, if any, were you raised in? Was it Protestant, Catholic, Jewish, some other religion, or no religion?

___ ① Protestant	___ ⑥ Jewish	<div></div>
___ ② Catholic	___ (77) Other (Please Specify: )	
___ ③ Buddhism	___ (88) Don't know	
___ ④ Orthodox (such as Greek or Russian Orthodox)	___ (99) No religion (Pass to Q.78)	
___ ⑤ Muslim		

**RELDENUP (If you were raised in religion)**

77.1 What specific denomination was that, if any (PROBE FOR EXACT DENOMINATION)

Denomination : \_\_\_\_\_



(If you are currently married or living as married, answer Q. 78: If you are not currently married or living as married, go to Q. 79)

**RELS**

78. What is your husband's/wife's religious preference? Is it Protestant, Catholic, Jewish, some other religion, or no religion?

Show  
Card

- |   |  |                      |
|---|--|----------------------|
| <input type="checkbox"/> ① Protestant                                   | <input type="checkbox"/> ⑥ Jewish                        | <input type="text"/> |
| <input type="checkbox"/> ② Catholic                                     | <input type="checkbox"/> (77) Other (Please Specify: )   | <input type="text"/> |
| <input type="checkbox"/> ③ Buddhism                                     | <input type="checkbox"/> (88) Don't know                 |                      |
| <input type="checkbox"/> ④ Orthodox (such as Greek or Russian Orthodox) | <input type="checkbox"/> (99) No religion (Pass to Q.79) |                      |
| <input type="checkbox"/> ⑤ Muslim                                       |  |                      |

**RELDENSP (If your husband/wife had religion)**

78.1 What specific denomination was that, if any (PROBE FOR EXACT DENOMINATION)

Denomination : \_\_\_\_\_

**RELATNMA**

79. When you were a child, how often did your mother attend religious services?

Show  
Card

- |   |   |                      |
|---|---|----------------------|
| <input type="checkbox"/> ① Never                      | <input type="checkbox"/> ⑦ Nearly every week            | <input type="text"/> |
| <input type="checkbox"/> ② Less than once a year      | <input type="checkbox"/> ⑧ Every week                   | <input type="text"/> |
| <input type="checkbox"/> ③ About once or twice a year | <input type="checkbox"/> ⑨ Several times a week         |                      |
| <input type="checkbox"/> ④ Several times a year       | <input type="checkbox"/> ⑩ No mother/mother not present |                      |
| <input type="checkbox"/> ⑤ About once a month         | <input type="checkbox"/> (98) Can't say/Can't remember  |                      |
| <input type="checkbox"/> ⑥ 2-3 times a month          |   |                      |

**RELATNFA**

80. When you were a child, how often did your father attend religious services?

Show  
Card

- |   |   |                      |
|---|---|----------------------|
| <input type="checkbox"/> ① Never                      | <input type="checkbox"/> ⑦ Nearly every week            | <input type="text"/> |
| <input type="checkbox"/> ② Less than once a year      | <input type="checkbox"/> ⑧ Every week                   | <input type="text"/> |
| <input type="checkbox"/> ③ About once or twice a year | <input type="checkbox"/> ⑨ Several times a week         |                      |
| <input type="checkbox"/> ④ Several times a year       | <input type="checkbox"/> ⑩ No father/father not present |                      |
| <input type="checkbox"/> ⑤ About once a month         | <input type="checkbox"/> (98) Can't say/Can't remember  |                      |
| <input type="checkbox"/> ⑥ 2-3 times a month          |   |                      |

**RELATNUP**

81. And what about when you were around 11 or 12, how often did you attend religious services then?

Show  
Card

- |   |  |                      |
|---|--|----------------------|
| <input type="checkbox"/> ① Never                      | <input type="checkbox"/> ⑥ 2-3 times a month           | <input type="text"/> |
| <input type="checkbox"/> ② Less than once a year      | <input type="checkbox"/> ⑦ Nearly every week           | <input type="text"/> |
| <input type="checkbox"/> ③ About once or twice a year | <input type="checkbox"/> ⑧ Every week                  |                      |
| <input type="checkbox"/> ④ Several times a year       | <input type="checkbox"/> ⑨ Several times a week        |                      |
| <input type="checkbox"/> ⑤ About once a month         | <input type="checkbox"/> (98) Can't say/Can't remember |                      |

**PRAYFREQ**

82. About how often do you pray?

Show  
Card

- |   |   |                      |
|---|---|----------------------|
| <input type="checkbox"/> ① Never                      | <input type="checkbox"/> ⑦ Nearly every week    | <input type="text"/> |
| <input type="checkbox"/> ② Less than once a year      | <input type="checkbox"/> ⑧ Every week           | <input type="text"/> |
| <input type="checkbox"/> ③ About once or twice a year | <input type="checkbox"/> ⑨ Several times a week |                      |
| <input type="checkbox"/> ④ Several times a year       | <input type="checkbox"/> ⑩ Once a day           |                      |
| <input type="checkbox"/> ⑤ About once a month         | <input type="checkbox"/> ⑪ Several times a day  |                      |
| <input type="checkbox"/> ⑥ 2-3 times a month          | <input type="checkbox"/> (98) Can't say         |                      |



**RELACT**

83. How often do you take part in the activities or organizations of a church or place of worship other than attending services?

Show  
Card

- |                                  |                            |
|----------------------------------|----------------------------|
| ___ ① Never                      | ___ ⑦ Nearly every week    |
| ___ ② Less than once a year      | ___ ⑧ Every week           |
| ___ ③ About once or twice a year | ___ ⑨ Several times a week |
| ___ ④ Several times a year       | ___ ⑩ No religion          |
| ___ ⑤ About once a month         | ___ (98) Can't say         |
| ___ ⑥ 2-3 times a month          |                            |

☐
**RELOBJT**

84. For religious reasons do you have in your home a shrine, altar, or a religious object on display such as a(COUNTRY-SPECIFIC LIST icon, retablos, mezuzah, menorah, or crucifix)?

- \_\_\_ ① Yes                      \_\_\_ ② No                      \_\_\_ (8) Don't know

☐
**RELVIST**

85. How often do you visit a holy place for religious reasons such as going to [shrine/temple/church/mosque]? Please do not count attending regular religious services at your usual place of worship, if you have one.

- \_\_\_ ① Never  
\_\_\_ ② Less than once a year  
\_\_\_ ③ About once or twice a year  
\_\_\_ ④ Several times a year  
\_\_\_ ⑤ About once a month or more

☐

※ Next, I'm going to ask about your religious preferences.

**RELIGOUS**

86. Would you describe yourself as...

- |   |                               |
|---|-------------------------------|
| ___ ① Extremely religious                 | ___ ⑤ Somewhat non-religious  |
| ___ ② Very religious                      | ___ ⑥ Very non-religious      |
| ___ ③ Somewhat religious                  | ___ ⑦ Extremely non-religious |
| ___ ④ Neither religious nor non-religious | ___ (88) Can't Choose         |

☐
**SPIRITUA**

87. What best describes you :

- \_\_\_ ① I follow a religion and consider myself to be a spiritual person interested in the sacred or the supernatural  
\_\_\_ ② I follow a religion, but don't consider myself to be a spiritual person interested in the sacred or the supernatural  
\_\_\_ ③ I don't follow a religion, but consider myself to be a spiritual person interested in the sacred or the supernatural  
\_\_\_ ④ I don't follow a religion and don't consider myself to be a spiritual person interested in the sacred or the supernatural  
\_\_\_ (8) Can't Choose

☐
**RELTRUTH**

88. Which of the following statements come closest to your own views:

- \_\_\_ ① There is very little truth in any religion  
\_\_\_ ② There are basic truths in many religions.  
\_\_\_ ③ There is truth only in one religion.  
\_\_\_ (8) Can't Choose

☐



89. Do you agree or disagree that practicing a religion helps people to...

Show Card	Strongly agree	Agree	Neither agree nor disagree	Disagree	Strongly disagree	Can't choose
RELGSTY1 1) find inner peace and happiness	___①___	___②___	___③___	___④___	___⑤___	___(8)___
RELGSTY2 2) make friends	___①___	___②___	___③___	___④___	___⑤___	___(8)___
RELGSTY3 3) gain comfort in times of trouble or sorrow	___①___	___②___	___③___	___④___	___⑤___	___(8)___
RELGSTY4 4) meet the right kind of people	___①___	___②___	___③___	___④___	___⑤___	___(8)___

90. To what extent do you agree or disagree with each of the following statements?

Show Card	Strongly agree	Somewhat Agree	Somewhat Disagree	Strongly Disagree	Can't choose
MYTH1 1) Good luck charms sometimes do bring good luck	___①___	___②___	___③___	___④___	___(8)___
MYTH2 2) Some fortune tellers really can foresee the future	___①___	___②___	___③___	___④___	___(8)___
MYTH3 3) Some faithhealers do have God-given healing powers	___①___	___②___	___③___	___④___	___(8)___
MYTH4 4) A person's star sign at birth, or horoscope, can affect the course of their future	___①___	___②___	___③___	___④___	___(8)___
MYTH5 5) The Four Pillars(saju) determines a person's life	___①___	___②___	___③___	___④___	___(8)___

RELCNFT

91. Suppose a law was passed which conflicted with your religious principles and teachings. Would you...

- \_\_\_①\_\_\_ Definitely follow the law
- \_\_\_②\_\_\_ Probably follow the law
- \_\_\_③\_\_\_ Probably follow your religious principles
- \_\_\_④\_\_\_ Definitely follow your religious principles
- \_\_\_⑤\_\_\_ I have no religious principles
- \_\_\_(8)\_\_\_ Can't choose
- \_\_\_(9)\_\_\_ No Religion

☐

92. What is your personal attitude towards members of the following religious groups?

Show Card	Very positive	Somewhat positive	Neither positive nor negative	Somewhat negative	Very negative	Can't Choose
REGGRP1 1) Christians	___①___	___②___	___③___	___④___	___⑤___	___(8)___
REGGRP2 2) Roman Catholicism	___①___	___②___	___③___	___④___	___⑤___	___(8)___
REGGRP3 3) Buddhists	___①___	___②___	___③___	___④___	___⑤___	___(8)___
REGGRP4 4) Won-Buddhism	___①___	___②___	___③___	___④___	___⑤___	___(8)___
REGGRP5 5) The Cheondo religion	___①___	___②___	___③___	___④___	___⑤___	___(8)___
REGGRP6 6) Muslims	___①___	___②___	___③___	___④___	___⑤___	___(8)___
REGGRP7 7) Hindus	___①___	___②___	___③___	___④___	___⑤___	___(8)___
REGGRP8 8) Jews	___①___	___②___	___③___	___④___	___⑤___	___(8)___
REGGRP9 9) Atheists or non-believers	___①___	___②___	___③___	___④___	___⑤___	___(8)___



※ Next, I'm going to ask about culture and globalization in East Asia.

93. How often do you watch...

Show  
Card

- JPANIM** 1) Japanese animation  
**CNFILM** 2) Chinese movies  
**KRDRAM** 3) Korean TV drama

Often	Sometimes	Seldom	Not at all	Can't Choose
___①___	___②___	___③___	___④___	___(8)___
___①___	___②___	___③___	___④___	___(8)___
___①___	___②___	___③___	___④___	___(8)___

**CHLDNAME**

94. (Only those who have child) Did you do fortune-telling of name, when you thought your child's name?

- \_\_\_① Yes                      \_\_\_② No                      \_\_\_(9) Don't have child ☐

**DAYCHOOS**

95. To what extent do you care about auspicious or ominous day for special occasions such as wedding, moving, or funeral ceremony?

- \_\_\_① Very much                      \_\_\_③ Not too much                      \_\_\_(8) Can't Choose ☐  
 \_\_\_② Fairly much                      \_\_\_④ Not at all

96. When you associate with your personal friend, how important is each of the following qualities?

Show  
Card

	Very important	Important	Neither important nor unimportant	Not important	Not important at all	Can't Choose
<b>FRIEND1</b> 1) Honest	___①___	___②___	___③___	___④___	___⑤___	___(8)___
<b>FRIEND2</b> 2) Responsible	___①___	___②___	___③___	___④___	___⑤___	___(8)___
<b>FRIEND3</b> 3) Intelligent	___①___	___②___	___③___	___④___	___⑤___	___(8)___
<b>FRIEND4</b> 4) Cultured	___①___	___②___	___③___	___④___	___⑤___	___(8)___
<b>FRIEND5</b> 5) Powerful	___①___	___②___	___③___	___④___	___⑤___	___(8)___
<b>FRIEND6</b> 6) Wealthy	___①___	___②___	___③___	___④___	___⑤___	___(8)___
<b>FRIEND7</b> 7) Loyal	___①___	___②___	___③___	___④___	___⑤___	___(8)___
<b>FRIEND8</b> 8) Warm-hearted	___①___	___②___	___③___	___④___	___⑤___	___(8)___

97. To what extent do you agree or disagree with each of the following statements?

Show  
Card

	Strongly agree	Agree	Some -what agree	Neither agree nor disagree	Some -what disagree	Disagree	Strongly disagree
<b>SEXROLE1</b> 1) It is more important for a wife to help her husband's career than to pursue her own career	___①___	___②___	___③___	___④___	___⑤___	___⑥___	___⑦___
<b>PATRACHI</b> 2) The authority of father in a family should be respected under any circumstances	___①___	___②___	___③___	___④___	___⑤___	___⑥___	___⑦___

98. To what extent do you agree or disagree with each of the following statements?

Show  
Card

	Strongly agree	Agree	Some -what agree	Neither agree nor disagree	Some -what disagree	Disagree	Strongly disagree
<b>ACCMJTY</b> 1) It is not desirable to oppose an idea which the majority of people accept, even if it is different from one's own.	___①___	___②___	___③___	___④___	___⑤___	___⑥___	___⑦___
<b>NOCOMPLNT</b> 2) One should not express one's complaints about others in order to have good relationship with them.	___①___	___②___	___③___	___④___	___⑤___	___⑥___	___⑦___



99. To what extent do you agree or disagree with each of the following statements?

Show Card	Strongly agree	Agree	Some -what agree	Neither agree nor disagree	Some -what disagree	Disagree	Strongly disagree
<b>COMPRND</b> 1) When hiring someone at a private company, even if an unacquainted person is more qualified, it would still be better to give the opportunity to relatives or friends	___①___	___②___	___③___	___④___	___⑤___	___⑥___	___⑦___
<b>PRDTOWN</b> 2) I would be honored when people who come from the same town play an important role in society	___①___	___②___	___③___	___④___	___⑤___	___⑥___	___⑦___

100. To what extent do you agree or disagree with each of the following statements?

Show Card	Strongly agree	Agree	Some -what agree	Neither agree nor disagree	Some -what disagree	Disagree	Strongly disagree
<b>OBEYSUP</b> 1) A subordinate should obey the superiors' instructions, even if the person cannot agree with them	___①___	___②___	___③___	___④___	___⑤___	___⑥___	___⑦___
<b>LEADRALL</b> 2) If we have capable leaders, it is better to let them decide everything	___①___	___②___	___③___	___④___	___⑤___	___⑥___	___⑦___

101. To what extent do you agree or disagree with each of the following statements?

Show Card	Strongly agree	Agree	Some -what agree	Neither agree nor disagree	Some -what disagree	Disagree	Strongly disagree
<b>MORERISK</b> 1) A life full of risks and chances is more desirable than an ordinary and stable life	___①___	___②___	___③___	___④___	___⑤___	___⑥___	___⑦___
<b>HIGHRTRN</b> 2) With extra money, I would invest in items for high returns even if they are risky	___①___	___②___	___③___	___④___	___⑤___	___⑥___	___⑦___

102. How close do you feel to...

Show Card	Very close	Somewhat close	Not so close	Not at all close	Can't Choose
<b>REGION2</b> 1) Your city/town of residence	___①___	___②___	___③___	___④___	___(8)___
<b>REGION4</b> 2) Korea	___①___	___②___	___③___	___④___	___(8)___
<b>REGION5</b> 3) East Asia	___①___	___②___	___③___	___④___	___(8)___

103. How much do you like the following genres of music?

Show Card	Like very much	Like	Neutral	Dislike	Dislike very much	Not Applicable (Never heard)
<b>MUSIC1</b> 1) [Western] classical music	___①___	___②___	___③___	___④___	___⑤___	___(9)___
<b>MUSIC2</b> 2) Rock music	___①___	___②___	___③___	___④___	___⑤___	___(9)___
<b>MUSIC3</b> 3) Jazz/Blues	___①___	___②___	___③___	___④___	___⑤___	___(9)___
<b>MUSIC4</b> 4) Popular music	___①___	___②___	___③___	___④___	___⑤___	___(9)___
<b>MUSIC5</b> 5) [Country's specific] traditional music	___①___	___②___	___③___	___④___	___⑤___	___(9)___



**SEXENJ**

104. When people go abroad, some of them may engage in sex-related entertainments. Do you know that any of your friends, coworkers, or neighbors had any of these when they went abroad?

\_\_\_ ① Yes, many of them

\_\_\_ ② Yes, some of them

\_\_\_ ③ Yes, few of them

\_\_\_ ④ None of them

\_\_\_ ⑧ I don't know

] (Pass to Q.105)

(If they did)

104.1 If they did, do you happen to know in which countries they had those sex-related entertainments?  
(plural answers)

**SEXENJW1** \_\_\_ ① East Asian countries

**SEXENJW2** \_\_\_ ② South East Asian countries

**SEXENJW3** \_\_\_ ③ Europe

**SEXENJW4** \_\_\_ ④ North America

**SEXENJW5** \_\_\_ (5) Other (please specify: )

**INTLAFF**

105. How often do you talk about international issues with your families, friends, or other people?

Show  
Card

\_\_\_ ① Almost everyday

\_\_\_ ⑤ Several times a year

\_\_\_ ② Several times a week

\_\_\_ ⑥ About once a year

\_\_\_ ③ About once a week

\_\_\_ ⑦ Never

\_\_\_ ④ About once a month

106. From which of the following sources do you learn international news? Check ALL that apply.

**INTLNEW1** \_\_\_ ① Newspapers

**INTLNEW4** \_\_\_ ④ Internet

**INTLNEW2** \_\_\_ ② Radio

**INTLNEW5** \_\_\_ ⑤ Persons

**INTLNEW3** \_\_\_ ③ TV

**INTLNEW6** \_\_\_ (6) Other (please specify: )

107. Please answer the following questions.

107.1 Have you ever been to (country or region)?

Yes

No

107.2 Do you have acquaintances from (country or region)?

Yes

No

1) China

**TRVLCN**

**ACQTCN**

2) Japan

**TRVLJP**

**ACQTJP**

3) Taiwan

**TRVLTW**

**ACQTTW**

4) South East Asia

**TRVLSEA**

**ACQTSEA**

5) Europe

**TRVLEUR**

**ACQTEUR**

6) North America

**TRVLNAM**

**ACQTNAM**



108. How would you feel about having members of the people from the following countries or regions? Can you accept the people who are from each of the following countries or regions? (Do not ask about your own country or region.)

108.1 Working alongside me in my job	108.2 On my street as neighbors	108.3 As close kin by marriage
Yes No	Yes No	Yes No

1) Japan	<b>SD1JP</b>	<b>SD2JP</b>	<b>SD3JP</b>
2) Taiwan	<b>SD1TW</b>	<b>SD2TW</b>	<b>SD3TW</b>
3) China	<b>SD1CN</b>	<b>SD2CN</b>	<b>SD3CN</b>
4) South East Asia	<b>SD1SEA</b>	<b>SD2SEA</b>	<b>SD3SEA</b>
5) North America	<b>SD1NAM</b>	<b>SD2NAM</b>	<b>SD3NAM</b>
6) Europe	<b>SD1EUR</b>	<b>SD2EUR</b>	<b>SD3EUR</b>

109. Would you like \_\_\_\_\_ to increase or decrease in [country/region]?

Show Card	Increase greatly	Increase some	Stay the same	Decrease some	Decrease greatly	Can't Choose
-----------	------------------	---------------	---------------	---------------	------------------	--------------

<b>FORNWKER</b> 1) foreign workers	___①___	___②___	___③___	___④___	___⑤___	___(8)___
<b>FORNBRID</b> 2) foreign brides	___①___	___②___	___③___	___④___	___⑤___	___(8)___

110. Now we would like to ask a few questions about relations between (country/region, e.g. South Korea) and other countries. How much do you agree or disagree with these statements?

Show Card	Strongly agree	Agree	Some -what agree	Neither agree at nor disagree	Some -what disagree	disagree	Strongly disagree
-----------	----------------	-------	------------------	-------------------------------	---------------------	----------	-------------------

<b>IMPLIMIO</b> 1) Korea should limit the import of foreign products in order to protect its national economy	___①___	___②___	___③___	___④___	___⑤___	___⑥___	___⑦___
<b>SELFINTO</b> 2) Korea should follow its national interests even if these would lead to conflicts with other nations	___①___	___②___	___③___	___④___	___⑤___	___⑥___	___⑦___
<b>FORCULO</b> 3) Increased exposure to foreign films, music and books is damaging our own culture	___①___	___②___	___③___	___④___	___⑤___	___⑥___	___⑦___

111. Mobility of people, goods, and capital etc. has been increasing among countries/regions, do you think it is good or bad for...

Show Card	Very good	Good	Somewhat good	Neither good nor bad	Somewhat bad	Bad	Very bad	Can't Choose
-----------	-----------	------	---------------	----------------------	--------------	-----	----------	--------------

<b>INTLMOV1</b> 1) The Korea's economy	___①___	___②___	___③___	___④___	___⑤___	___⑥___	___⑦___	___(8)___
<b>INTLMOV2</b> 2) Job opportunities for Korea's workers	___①___	___②___	___③___	___④___	___⑤___	___⑥___	___⑦___	___(8)___
<b>INTLMOV3</b> 3) The Korea's environment	___①___	___②___	___③___	___④___	___⑤___	___⑥___	___⑦___	___(8)___



112. How would you assess your abilities in :

Show  
Card

Very good	Good	Fair	Poor	Very poor
-----------	------	------	------	-----------

**ENGPROF1** 1) Reading a short article in English newspapers \_\_\_\_\_ ① \_\_\_\_\_ ② \_\_\_\_\_ ③ \_\_\_\_\_ ④ \_\_\_\_\_ ⑤ \_\_\_\_\_

**ENGPROF2** 2) Chatting with English speakers \_\_\_\_\_ ① \_\_\_\_\_ ② \_\_\_\_\_ ③ \_\_\_\_\_ ④ \_\_\_\_\_ ⑤ \_\_\_\_\_

**ENGPROF3** 3) Writing a letter in English \_\_\_\_\_ ① \_\_\_\_\_ ② \_\_\_\_\_ ③ \_\_\_\_\_ ④ \_\_\_\_\_ ⑤ \_\_\_\_\_

※ Next, I'm going to ask about your social relationship.

**CONTACT1**

113. During the last [Chinese] New Year celebration, with how many people other than family members or relatives did you exchange holiday greetings through telephone, mails, internet, home visits, or gatherings?

Your best estimates are: ...

Show  
Card

- |               |                         |
|---------------|-------------------------|
| _____ ① 0     | _____ ⑤ 20-49           |
| _____ ② 1-4   | _____ ⑥ 50-99           |
| _____ ③ 5-9   | _____ ⑦ 100 or more     |
| _____ ④ 10-19 | _____ (88) Can't choose |

--	--

**CONTACT2**

114. During the last [Chinese] New Year celebration, with how many family members or relatives, excluding those who live with you, did you exchange holiday greetings through telephone, mails, internet, home visits, or gatherings? Your best estimates are: ...

Show  
Card

- |               |                         |
|---------------|-------------------------|
| _____ ① 0     | _____ ⑤ 20-49           |
| _____ ② 1-4   | _____ ⑥ 50-99           |
| _____ ③ 5-9   | _____ ⑦ 100 or more     |
| _____ ④ 10-19 | _____ (88) Can't choose |

--	--

**CONTACT3**

115. On an ordinary day, with how many people other than family members or relatives do you have contacts through telephone, mails, internet, or face-to-face? Your best estimates are: ...

Show  
Card

- |               |                         |
|---------------|-------------------------|
| _____ ① 0     | _____ ⑤ 20-49           |
| _____ ② 1-4   | _____ ⑥ 50-99           |
| _____ ③ 5-9   | _____ ⑦ 100 or more     |
| _____ ④ 10-19 | _____ (88) Can't choose |

--	--

**CONTACT4**

116. On an ordinary day, with how many family members or relatives, excluding those who live with you, do you have contacts through telephone, mails, internet, or face-to-face? Your best estimates are:

Show  
Card

- |               |                         |
|---------------|-------------------------|
| _____ ① 0     | _____ ⑤ 20-49           |
| _____ ② 1-4   | _____ ⑥ 50-99           |
| _____ ③ 5-9   | _____ ⑦ 100 or more     |
| _____ ④ 10-19 | _____ (88) Can't choose |

--	--



117. Among the people you are keeping in touch, check those occupations in which some of them work from the following:

		Yes	No
CNTWHO1	1) Legislators, senior officials	_____①_____	_____②_____
CNTWHO2	2) Managers	_____①_____	_____②_____
CNTWHO3	3) Professionals	_____①_____	_____②_____
CNTWHO4	4) Technicians or associate professionals	_____①_____	_____②_____
CNTWHO5	5) Clerical support workers	_____①_____	_____②_____
CNTWHO6	6) Service or sales workers	_____①_____	_____②_____
CNTWHO7	7) Skilled agricultural, forestry or fishery workers	_____①_____	_____②_____
CNTWHO8	8) Craft or related trade workers	_____①_____	_____②_____
CNTWHO9	9) Plant or machine operators or assemblers	_____①_____	_____②_____
CNTWHO10	10) Elementary occupations	_____①_____	_____②_____

※ The interview is now completed. Lastly, we would like to ask you an additional question. Since this survey is very complicated, I might have asked questions incorrectly or missed on some important questions. I would really appreciate if you could give me your name and telephone number so that I could confirm with you later about such mistakes. All information will remain strictly confidential.

What is your name? R' name : \_\_\_\_\_

What is your phone number? R's phone # : \_\_\_\_\_



## 《The following questions are asked to interviewers》

※ Please answer these questions right after the interview is completed with no respondents present

118. Interview date and time

Month \_\_\_\_\_ Date \_\_\_\_\_ Day \_\_\_\_\_

\_\_\_\_\_ a.m. \_\_\_\_\_ p.m FROM: Hour \_\_\_\_\_ Minute \_\_\_\_\_ TO: Hour \_\_\_\_\_ Minute \_\_\_\_\_


119. Who filled out this questionnaire?

- \_\_\_\_\_ (1) Interviewer did all  
 \_\_\_\_\_ (2) Respondent did all  
 \_\_\_\_\_ (3) Respondent did partially
- } (GO TO Q120)

--

(IF RESPONDENT DID PARTIALLY)

119.1 Question numbers that were filled out by the respondent

FROM: Q \_\_\_\_\_ TO: Q \_\_\_\_\_ FROM: Q \_\_\_\_\_ TO: Q \_\_\_\_\_

--	--	--	--	--	--	--	--	--	--

120. Were there any persons present during the interview? If so, who were those persons? Choose all that apply.

- \_\_\_\_\_ (1) Children under age 6      \_\_\_\_\_ (3) Spouse/ partner      \_\_\_\_\_ (0) None  
 \_\_\_\_\_ (2) Children above age 6      \_\_\_\_\_ (4) Other adults

--	--	--	--	--	--	--	--	--	--

121. What was the respondent's attitude during the interview?

- \_\_\_\_\_ (1) Very cooperative      \_\_\_\_\_ (3) Not very cooperative  
 \_\_\_\_\_ (2) Somewhat cooperative      \_\_\_\_\_ (4) Not cooperative at all

--

122. How good was the respondent's understanding of the questions?

- \_\_\_\_\_ (1) Good      \_\_\_\_\_ (2) Fair      \_\_\_\_\_ (3) Poor

--

123. How difficult was it to contact the respondent?

- \_\_\_\_\_ (1) Very difficult      \_\_\_\_\_ (3) Not very difficult  
 \_\_\_\_\_ (2) Somewhat difficult      \_\_\_\_\_ (4) Not difficult at all

--

124. How difficult was it to conduct this interview with the respondent?

- \_\_\_\_\_ (1) Very difficult      \_\_\_\_\_ (3) Not very difficult  
 \_\_\_\_\_ (2) Somewhat difficult      \_\_\_\_\_ (4) Not difficult at all

--

125.1 Which incentive did you suggest to provide? Choose all that apply.

- \_\_\_\_\_ (1) Gift certificate      \_\_\_\_\_ (2) Umbrella

--	--

125.2 Which incentive did the respondent take? Choose all that apply.

- \_\_\_\_\_ (1) Gift certificate      \_\_\_\_\_ (2) Umbrella      \_\_\_\_\_ (9) DIDN'T TAKE

--	--

126. Final result of the interview

- \_\_\_\_\_ (1) Complete      \_\_\_\_\_ (2) Incomplete

--

## &lt;INFORMATION ABOUT THE INTERVIEWER&gt;

127. INTERVIEWER ID : \_\_\_\_\_

--	--	--	--	--	--	--	--	--	--

128. SEX : \_\_\_\_\_ (1) MALE \_\_\_\_\_ (2) FEMALE

--

129. AGE: \_\_\_\_\_

--	--	--	--	--	--	--	--	--	--

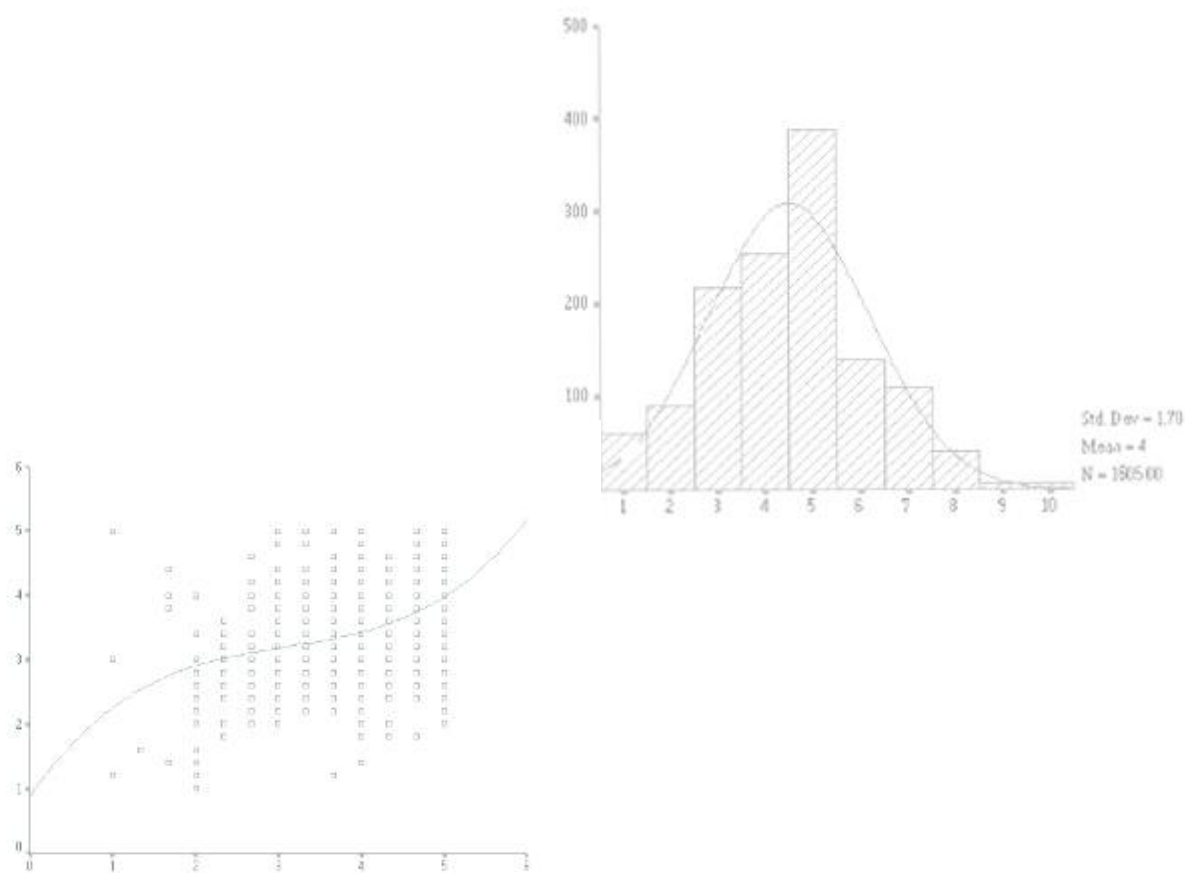
130. AFFILIATION: \_\_\_\_\_ UNIVERSITY \_\_\_\_\_ DEPARTMENT \_\_\_\_\_ YEAR

--	--	--	--	--	--	--	--	--	--

NAME: \_\_\_\_\_ TELEPHONE: \_\_\_\_\_



## 2009 Korean General Social Survey



**Survey Research Center, Sungkyunkwan University**

53-3 Myungryun-Dong, Jongno-Ku, Seoul 110-745, South Korea

(Tel.) +82-2-760-1270 (Fax) +82-2-744-6169 (E-mail) [srckgss@skku.edu](mailto:srckgss@skku.edu)

(Web) <http://src.skku.edu>



The Survey Research Center (SRC) in the Sungkyunkwan University is currently conducting the Korean General Social Survey (KGSS), an annual national sample survey funded by Korea Research Foundation (KRF). The purpose of this survey is to collect primary social data that can be widely used in cross-national comparative studies. Most Questions in this survey concern your opinions on some of the basic political, economic, and social phenomena. The survey also includes your opinion about social inequality, the 2009 modular topic of the International Social Survey Programme (ISSP) that is participated by 47 countries all over the world.

Since we tried to select our respondents in a way to best represent the people in this country, the results of this survey are likely to lose the representativeness if you fail to respond to this interview. We sincerely would like to ask your cooperation so that this survey could produce valuable research data. Your answers will be kept strictly confidential and anonymous, of course. We would really appreciate it if you take time to answer every question in this survey.

June, 2009

Survey Research Center, Sungkyunkwan University

Director: Yang, Jonghoe

Principal Investigator: Kim, Sang-Wook



※ To begin with, I would like to ask you a few questions about this society.

**HELPFUL**

1. Would you say that most of the time people try to be helpful, or they are mostly just looking out for themselves?

\_\_\_ ① Try to be helpful

\_\_\_ (3) DEPENDS

\_\_\_ ② Just look out for themselves

\_\_\_ (8) DON'T KNOW

**FAIR**

2. Do you think most people would try to take advantage of you if they got a chance, or would they try to be fair?

\_\_\_ ① Would take advantage of you

\_\_\_ (3) DEPENDS

\_\_\_ ② Would try to be fair

\_\_\_ (8) DON'T KNOW

3. I am going to name some institutions in this country. As far as the people running these institutions are concerned, would you say you have a great deal of confidence, only some confidence, or hardly any confidence at all in them?

SHOW CARD		A great deal of confidence	Only some confidence	Hardly any confidence at all	DON'T KNOW
Probing	CONBUS 1) Major companies	___ ① ___	___ ② ___	___ ③ ___	___ (8) ___
	CONCLERG 2) Organized religion	___ ① ___	___ ② ___	___ ③ ___	___ (8) ___
	CONEDUC 3) Education	___ ① ___	___ ② ___	___ ③ ___	___ (8) ___
	CONLABOR 4) Organized labor	___ ① ___	___ ② ___	___ ③ ___	___ (8) ___
	CONPRESS 5) Newspaper	___ ① ___	___ ② ___	___ ③ ___	___ (8) ___
	CONTV 6) TV	___ ① ___	___ ② ___	___ ③ ___	___ (8) ___
	CONMEDIC 7) Medicine	___ ① ___	___ ② ___	___ ③ ___	___ (8) ___
	CONGOVT 8) Executive branch of the national government	___ ① ___	___ ② ___	___ ③ ___	___ (8) ___
	CONLGGOVT 9) Local government	___ ① ___	___ ② ___	___ ③ ___	___ (8) ___
	CONLEGIS 10) Congress	___ ① ___	___ ② ___	___ ③ ___	___ (8) ___
	CONJUDGE 11) The Supreme Court	___ ① ___	___ ② ___	___ ③ ___	___ (8) ___
	CONSCI 12) Scientific community	___ ① ___	___ ② ___	___ ③ ___	___ (8) ___
	CONARMY 13) Military	___ ① ___	___ ② ___	___ ③ ___	___ (8) ___
	CONFINAN 14) Banks and financial institutions	___ ① ___	___ ② ___	___ ③ ___	___ (8) ___
	CONBLUHO 15) The Blue House	___ ① ___	___ ② ___	___ ③ ___	___ (8) ___
	CONCSO 16) Civic Activist Organizations	___ ① ___	___ ② ___	___ ③ ___	___ (8) ___

**RELIABLE**

4. Generally, how trustful do you perceive this society to be? A score of 0 indicates a society that is hardly trustful, while a score of 10 indicates a society that is very trustful.

SHOW CARD	Hardly trustful		Very trustful	DON'T KNOW	<input type="text"/>
-----------	-----------------	--	---------------	------------	----------------------

\_\_\_0\_\_\_ \_\_\_1\_\_\_ \_\_\_2\_\_\_ \_\_\_3\_\_\_ \_\_\_4\_\_\_ \_\_\_5\_\_\_ \_\_\_6\_\_\_ \_\_\_7\_\_\_ \_\_\_8\_\_\_ \_\_\_9\_\_\_ \_\_\_10\_\_\_ \_\_\_(88)\_\_\_

※ Next I would like to ask you a few questions about politics and reunification in this country.

**KRPROUD**

5. How proud are you of being South Korean?

\_\_\_ ① Very proud

\_\_\_ ③ Not very proud

\_\_\_ (8) DON'T KNOW

\_\_\_ ② Somewhat proud

\_\_\_ ④ Not proud at all

**NORTHWHO**

6. What do you think North Korea is to us? Please choose one answer only among the following.



- \_\_\_ ① A country to support      \_\_\_ ③ A country to guard against      \_\_\_ (8) DON'T KNOW  
 \_\_\_ ② A country to cooperate with      \_\_\_ ④ A country to fight against

**SEDISTAN**

7. Which country do you feel closest to among the following countries?

- \_\_\_ ① USA      \_\_\_ ③ North Korea      \_\_\_ ⑤ Russia  
 \_\_\_ ② Japan      \_\_\_ ④ China      \_\_\_ (8) DON'T KNOW

**UNIFI**

8. To what extent do you think the unification between South and North Korea is necessary?

- \_\_\_ ① Very necessary      \_\_\_ ③ Somewhat unnecessary      \_\_\_ (8) DON'T KNOW  
 \_\_\_ ② Somewhat necessary      \_\_\_ ④ Very unnecessary

**CURGOV**

9. On the whole, how good do you think the current government is in administering state affairs?

- \_\_\_ ① Very good      \_\_\_ ④ Somewhat poor  
 \_\_\_ ② Somewhat good      \_\_\_ ⑤ Very poor  
 \_\_\_ ③ Neither good nor poor      \_\_\_ (8) DON'T KNOW

**PRTYDO9**

10. Currently which political party do you support most?

- \_\_\_ ① Liberty Forward Party      \_\_\_ ⑥ New Progressive Party  
 \_\_\_ ② Grand National Party      \_\_\_ (66) OTHER (SPECIFY : \_\_\_\_\_ )  
 \_\_\_ ③ Democratic Party      \_\_\_ (77) NONE OF THESE (**GO TO Q10.1**)  
 \_\_\_ ④ Renewal of Korea Party      \_\_\_ (88) DON'T KNOW  
 \_\_\_ ⑤ Democratic Labor Party

**PRTYPRO9 (IF NONE OF THESE)**

10.1. If you do not actively support any party, is there a party you usually feel favorable toward?

- \_\_\_ ① Liberty Forward Party      \_\_\_ ⑥ New Progressive Party  
 \_\_\_ ② Grand National Party      \_\_\_ (66) OTHER (SPECIFY : \_\_\_\_\_ )  
 \_\_\_ ③ Democratic Party      \_\_\_ (77) NONE OF THESE  
 \_\_\_ ④ Renewal of Korea Party      \_\_\_ (88) DON'T KNOW  
 \_\_\_ ⑤ Democratic Labor Party

**PRTYABO9**

11. Which party do you think has the most ability to take political power in the next presidential election?

- \_\_\_ ① Liberty Forward Party      \_\_\_ ⑥ New Progressive Party  
 \_\_\_ ② Grand National Party      \_\_\_ (66) OTHER (SPECIFY : \_\_\_\_\_ )  
 \_\_\_ ③ Democratic Party      \_\_\_ (77) NONE OF THESE  
 \_\_\_ ④ Renewal of Korea Party      \_\_\_ (88) DON'T KNOW  
 \_\_\_ ⑤ Democratic Labor Party

**VOTE08**

12. Did you vote in the South Korean legislative election (April, 2008)?

- \_\_\_ ① Voted      \_\_\_ (8) DON'T KNOW  
 \_\_\_ ② Did not vote      \_\_\_ (9) NOT ELIGIBLE

**PARTYLR**

13. To what degree do you think yourself politically liberal or conservative?

- \_\_\_ ① Very liberal      \_\_\_ ④ Somewhat conservative  
 \_\_\_ ② Somewhat liberal      \_\_\_ ⑤ Very conservative  
 \_\_\_ ③ Neither liberal nor conservative      \_\_\_ (8) CAN'T CHOOSE

Probing



**SATPOL**

14. How satisfied are you with the current state of politics in South Korea?

Probing

- ☐ ① Very satisfied      ☐ ④ Somewhat dissatisfied  
☐ ② Somewhat satisfied      ☐ ⑤ Very dissatisfied  
☐ ③ Neither satisfied nor dissatisfied      ☐ (8) DON'T KNOW

**POLPROS**

15. Do you think the political conditions in South Korea will be much better, somewhat better, about the same, somewhat worse, or much worse?

- ☐ ① Much better      ☐ ④ Somewhat worse  
☐ ② Somewhat better      ☐ ⑤ Much worse  
☐ ③ About the same      ☐ (8) DON'T KNOW

**TRUST**

16. Generally speaking, would you say that most people can be trusted or that you can't be too careful in dealing with people?

- ☐ ① Most people can be trusted      ☐ (3) DEPENDS  
☐ ② Can't be too careful      ☐ (8) DON'T KNOW

17. Here are some different forms of political and social actions that people can take. Please indicate, for each one, whether you have done any of these things in the past year. If you have not done it, please indicate whether you might do it or not.

SHOW  
CARD

Probing

**SIGNPET**  
**AVOIDBUY**

- 1) Signed a petition  
2) Boycotted, or deliberately bought, certain products for political, ethical or environmental reasons

**JOINDEM**  
**ATTRALLY**

- 3) Took part in a demonstration  
4) Attended a political meeting or rally

**CNTCTGOV**

- 5) contacted, or attempted to contact, a politician or a civil servant to express your views

**POLFUNDS**

- 6) Donated money or raised funds for a social or political activity

**USEMEDIA**

- 7) Contacted or appeared in the media to express your views

**INTERPOL**

- 8) Joined an Internet forum or discussion group

Have done it in the past year	Have done it in the more distant past	Have not done it but might do it	Have not done it and would never do it	CAN'T CHOOSE
<input type="text"/> ① <input type="text"/>	<input type="text"/> ② <input type="text"/>	<input type="text"/> ③ <input type="text"/>	<input type="text"/> ④ <input type="text"/>	<input type="text"/> (8) <input type="text"/>
<input type="text"/> ① <input type="text"/>	<input type="text"/> ② <input type="text"/>	<input type="text"/> ③ <input type="text"/>	<input type="text"/> ④ <input type="text"/>	<input type="text"/> (8) <input type="text"/>
<input type="text"/> ① <input type="text"/>	<input type="text"/> ② <input type="text"/>	<input type="text"/> ③ <input type="text"/>	<input type="text"/> ④ <input type="text"/>	<input type="text"/> (8) <input type="text"/>
<input type="text"/> ① <input type="text"/>	<input type="text"/> ② <input type="text"/>	<input type="text"/> ③ <input type="text"/>	<input type="text"/> ④ <input type="text"/>	<input type="text"/> (8) <input type="text"/>
<input type="text"/> ① <input type="text"/>	<input type="text"/> ② <input type="text"/>	<input type="text"/> ③ <input type="text"/>	<input type="text"/> ④ <input type="text"/>	<input type="text"/> (8) <input type="text"/>
<input type="text"/> ① <input type="text"/>	<input type="text"/> ② <input type="text"/>	<input type="text"/> ③ <input type="text"/>	<input type="text"/> ④ <input type="text"/>	<input type="text"/> (8) <input type="text"/>
<input type="text"/> ① <input type="text"/>	<input type="text"/> ② <input type="text"/>	<input type="text"/> ③ <input type="text"/>	<input type="text"/> ④ <input type="text"/>	<input type="text"/> (8) <input type="text"/>

**※ Next, I'm going to ask about your everyday life and household.**
**STRESSFUL**

18. People sometimes get stressed in their daily life. How stressed do you usually get in your daily life?

- ☐ ① Very much stressed      ☐ ③ Not stressed much  
☐ ② Somewhat stressed      ☐ ④ Almost never stressed

19. Which of the followings is the most important in order for your life? Which comes next?

SHOW  
CARD

- |           |            |          |                          |          |
|-----------|------------|----------|--------------------------|----------|
| ① Leisure | ③ Power    | ⑤ Health | ⑦ Educational attainment | ⑨ Family |
| ② Friends | ④ Neighbor | ⑥ Money  | ⑧ Religion               | ⑩ Work   |

**IMPLF1**

- 1) First  (88) DON'T KNOW

**IMPLF2**

- 2) Second  (88) DON'T KNOW



**LIFESAT**

20. All things considered, how satisfied are you with your life as a whole these days?

SHOW  
CARD

Very Satisfied



Very Dissatisfied

\_\_\_\_\_ ① \_\_\_\_\_ ② \_\_\_\_\_ ③ \_\_\_\_\_ ④ \_\_\_\_\_ ⑤ \_\_\_\_\_

**NUMCNTCT**

21. On an ordinary day, with how many people do you have contacts through telephone, mails, internet, or face-to-face?

SHOW  
CARD

- \_\_\_\_\_ (1) 0 \_\_\_\_\_ (5) 20-49  
 \_\_\_\_\_ (2) 1-4 \_\_\_\_\_ (6) 50-99  
 \_\_\_\_\_ (3) 5-9 \_\_\_\_\_ (7) 100 or more  
 \_\_\_\_\_ (3) 10-19 \_\_\_\_\_ (88) DON'T KNOW

**NEWS**

22. How often do you read the newspaper? (Please include online newspaper)

- \_\_\_\_\_ ① Everyday \_\_\_\_\_ ④ Less than a once a week  
 \_\_\_\_\_ ② A few times a week \_\_\_\_\_ ⑤ Never  
 \_\_\_\_\_ ③ Once a week \_\_\_\_\_ (8) DON'T KNOW

**TVHOURS / TVMINUTE**

23. On the average day about how many hours do you personally watch television? (Please include DMB, Internet TV)

\_\_\_\_\_ hours \_\_\_\_\_ minute \_\_\_\_\_ (00) Never

**ATTEND**

24. How often do you attend religious services?

- \_\_\_\_\_ (01) A few times a week \_\_\_\_\_ (06) Once a year  
 \_\_\_\_\_ (02) Once a week \_\_\_\_\_ (07) Less than once a year  
 \_\_\_\_\_ (03) Two or three times a month \_\_\_\_\_ (08) NEVER  
 \_\_\_\_\_ (04) Once a month \_\_\_\_\_ (88) DON'T KNOW  
 \_\_\_\_\_ (05) Several times a year

**RELIG**

25. What is your religion?

- \_\_\_\_\_ ① Buddhist \_\_\_\_\_ ④ No religion (GO TO Q.26)  
 \_\_\_\_\_ ② Protestant \_\_\_\_\_ (77) OTHER (SPECIFY \_\_\_\_\_ )  
 \_\_\_\_\_ ③ Catholic

**RELITEN (IF YOU HAVE A RELIGION)**

25.1. Do you call yourself a strong, or not a very strong follower of your religion?

- \_\_\_\_\_ ① Strong \_\_\_\_\_ ③ Not very strong  
 \_\_\_\_\_ ② Somewhat strong \_\_\_\_\_ (8) DON'T KNOW

**RELAFFECT**

25.2. To what extent do you think your belief in the religion you follow has influence on your life?

- \_\_\_\_\_ ① Very influential \_\_\_\_\_ ③ Not too influential  
 \_\_\_\_\_ ② Somewhat influential \_\_\_\_\_ ④ Not influential at all

**URBRURAL**

26. Which of the categories below comes closest to the type of place you are living in now?

- \_\_\_\_\_ ① A big city \_\_\_\_\_ ③ A small city or a town \_\_\_\_\_ ⑤ A farm or home in the country  
 \_\_\_\_\_ ② The suburbs or outskirts of a big city \_\_\_\_\_ ④ A country village \_\_\_\_\_ (8) DON'T KNOW







※ Next, I'm going to ask about your family.

**HOMPOP**

34. How many family members, including yourself, live at your residence? Do not include those who are temporarily living elsewhere due to schooling, employment, military service, etc.

NUMBER OF FAMILY MEMBERS LIVING WITH RESPONDENT: \_\_\_\_\_

--	--

**SEPAPOP**

35. Are there any family members who are living somewhere else due to schooling, employment, military service, etc? (If there are) How many such persons are there?

NUMBER OF FAMILY MEMBERS LIVING AWAY FROM RESPONDENT: \_\_\_\_\_

--	--

**UNRELAT**

36. How many persons live in your house who are not your family members (e.g., friends, partner, etc.)?

NUMBER OF NON-FAMILY MEMBERS LIVING WITH RESPONDENT: \_\_\_\_\_ (0) NONE

--	--

37. I would like to ask about your relationship with your family members. Family members include those living in your house, living somewhere else, and those who are not blood-related to you but live in your house. Please answer the following questions accordingly. (WRITE DOWN THE PERSON'S RELATIONSHIP TO THE RESPONDENT FIRST, AND THEN ASK THE PERSON'S SEX, AGE, MARITAL STATUS, CO-RESIDENCE STATUS, THE REASON FOR LIVING ELSEWHERE, EMPLOYMENT STATUS, AND THE REASON FOR NOT WORKING. MAKE SURE TO ASK ABOUT EACH AND EVERYONE COUNTED IN QUESTIONS 34, 35 AND 36 ABOVE.)

- 1) Relation to respondent
- 2) Is [PERSON] male or female?
- 3) How old is [PERSON]?
- 4) Is [PERSON] now married, widowed, divorced, separated, cohabiting, or never married?
- 5) Is [PERSON] living in your house, or is [PERSON] staying somewhere else?
- 6) (IF [PERSON] IS TEMPORARILY STAYING ELSEWHERE) What is the primary reason for not living together?
- 7) Is [PERSON] currently working for pay?
- 8) (IF NOT WORKING) What is the primary reason for not working?

	1) Relation to respondent		2) Sex		3) Age	4) Marital status		5) Co-Residence Status			7) Employment status			
	Relation	Code	① M	② F		Status	Code	① Living together	② Not living together	6) Reason for not living together	① Employed	② Not employed	8) Reason for not working	
										Reason Code			Reason Code	
1	RELATE		SEX		AGE	MARITAL		AWAY		WHYAWY	EMPLY		WHYNOE	
2	RELATE2		GENDER2		OLD2	MAR2		AWAY2		WHYAWY2	EMPLY2		WHYNOE2	
3	RELATE3		GENDER3		OLD3	MAR3		AWAY3		WHYAWY3	EMPLY3		WHYNOE3	
4	RELATE4		GENDER4		OLD4	MAR4		AWAY4		WHYAWY4	EMPLY4		WHYNOE4	
5	RELATE5		GENDER5		OLD5	MAR5		AWAY5		WHYAWY5	EMPLY5		WHYNOE5	
6	RELATE6		GENDER6		OLD6	MAR6		AWAY6		WHYAWY6	EMPLY6		WHYNOE6	
7	RELATE7		GENDER7		OLD7	MAR7		AWAY7		WHYAWY7	EMPLY7		WHYNOE7	
8	RELATE8		GENDER8		OLD8	MAR8		AWAY8		WHYAWY8	EMPLY8		WHYNOE8	
9	RELATE9		GENDER9		OLD9	MAR9		AWAY9		WHYAWY9	EMPLY9		WHYNOE9	
10	RELATE10		GENDER10		OLD10	MAR10		AWAY10		WHYAWY10	EMPLY10		WHYNOE10	

《 CODE LISTS 》

1) Relation to respondent	4) Marital status	6) Reasons for living elsewhere	8) Reasons for not working
(01) Respondent (11)Grand child (21) Parent's sibling (02) Spouse (12) Grand child's (22) Friend (03) 1st child spouse (23) Boarder (04) 2nd child (13) Parent (24) Housemaid (05) 3rd child (14) Spouse's parent (25) Partner (06) 4th child (15) Sibling (26) Care provider (07) 5th child (16) Spouse's sibling (27) OTHER (08) 6th child (17) Grand parent (SPECIFY: _____) (09) 7th child (18) Nephew/Niece (10) Child's spouse (19) Cousin (20) Sibling's spouse	① Married ② Widowed ③ Divorced ④ Separated ⑤ Never married ⑥ Cohabiting	(01) Schooling (02) Employment (03) Military service (04) Respondent's schooling (05) Respondent's employment (77) OTHER (SPECIFY: _____)	(01) Below school age (11)Searching for job (02) In school (12)Studying (03) Staying at home (13)In the army (04) Old age (14)Business Failure (05) Illness (15)Do not want to get a job (06) Disabled (16)Wedding Preparation (07) Temporarily not working (17)Religious Belief (08) Unemployed (18)To Take care of family (09) Retired (19)Can't get a job (10) Retired under the age limit (77) OTHER (SPECIFY: _____)

HHWHO / HDHEAD / HHSEX / HHAGE / HHMARI / HHAWAY / HHWHYAWY / HHEMPLY / HHWHYNOE

38. Who is the household head?

(WRITE DOWN THE SERIAL NUMBER AND RELATION TO THE RESPONDENT FROM THE ABOVE TABLE)

RELATION TO RESPONDENT: \_\_\_\_\_ SERIAL NUMBER: \_\_\_\_\_

--	--	--	--	--



※ Now, I would like to ask you about how much education you and your family members have received.

**EDUC**

39. What is the highest level of school you have attended?

____ (00) NO FORMAL SCHOOL ____ (08) OTHERS (EX. SEODANG)  ▼	____ (01) Elementary school ____ (02) Junior high school ____ (03) High school ____ (04) Junior college(Two or three-year course) ____ (05) College (Four-year course) ____ (06) Graduate school (Masters) ____ (07) Graduate school (PhD) ▼		[ ] [ ]  [ ]  [ ] [ ]	
	<b>GRADUATE</b> 39.1 Did you graduate from this school, or are you currently attending? ____ ① Graduated      ____ ② Dropped out      ____ ③ Currently attending ▼			
	▼	<b>DROPYR</b> 39.2 In what grade did you drop out? ____ GRADE		<b>CURRYR</b> 39.3 What grade are you in? ____ GRADE

**HIEDUCYR**

40. (If attended junior college or more) How long did you attend the formal schools after graduating from the high school? \_\_\_\_year

**SPEDUC**

41. What is the highest level of school your spouse has attended?

____ (99) NO SPOUSE ____ (00) NO FORMAL SCHOOL ____ (08) OTHERS (EX. SEODANG)  ▼	____ (01) Elementary school ____ (02) Junior high school ____ (03) High school ____ (04) Junior college(Two or three-year course) ____ (05) College (Four-year course) ____ (06) Graduate school (Masters) ____ (07) Graduate school (PhD) ▼		[ ] [ ]  [ ]  [ ] [ ]	
	<b>SPGRAD</b> 41.1 Did your spouse graduate from this school, or is s/he currently attending? ____ ① Graduated      ____ ② Dropped out      ____ ③ Currently attending ▼			
	▼	<b>SPDROPYR</b> 41.2 In what grade did s/he drop out? ____ GRADE		<b>SPCURRYR</b> 41.3 What grade is s/he in? ____ GRADE

**PAEDUC**

42. What is the highest level of school your father has attended?

____ (00) NO FORMAL SCHOOL ____ (08) OTHERS (EX. SEODANG) ____ (88) DONT KNOW  ▼	____ (01) Elementary school ____ (02) Junior high school ____ (03) High school ____ (04) Junior college(Two or three-year course) ____ (05) College (Four-year course) ____ (06) Graduate school (Masters) ____ (07) Graduate school (PhD) ▼		[ ] [ ]  [ ]  [ ] [ ]	
	<b>PAGRAD</b> 42.1 Did your father graduate from this school, or is he currently attending? ____ ① Graduated      ____ ② Dropped out      ____ ③ Currently attending ▼			
	▼	<b>PADROPYR</b> 42.2 In what grade did he drop out? ____ GRADE		<b>PACURRYR</b> 42.3 What grade is he in? ____ GRADE

**MAEDUC**

43. What is the highest level of school your mother has attended?

____ (00) NO FORMAL SCHOOL ____ (08) OTHERS (EX. SEODANG) ____ (88) DONT KNOW  ▼	____ (01) Elementary school ____ (02) Junior high school ____ (03) High school ____ (04) Junior college(Two or three-year course) ____ (05) College (Four-year course) ____ (06) Graduate school (Masters) ____ (07) Graduate school (Ph. D) ▼		[ ] [ ]  [ ]  [ ] [ ]	
	<b>MAGRAD</b> 43.1 Did your mother graduate from this school, or is she currently attending? ____ ① Graduated      ____ ② Dropped out      ____ ③ Currently attending ▼			
	▼	<b>MADROPYR</b> 43.2 In what grade did she drop out? ____ GRADE		<b>MACURRYR</b> 43.3 What grade is she in? ____ GRADE



※ Next, I am going to ask about your main job.

INCMR

44. Do you have a job that provides income?

<p style="text-align: right;">① Yes <input checked="" type="checkbox"/></p> <p><b>EMPED</b> 44.1 Do you work for someone else?</p> <p style="text-align: right;">① Yes <input checked="" type="checkbox"/></p> <p><b>WGSTAT</b> 44.2 What is your employment status?          ____ ① Regular employee          ____ ② Temporary employee          ____ ③ Day labor</p> <p><b>WGPTFL</b> 44.3 Are you working part time or full time?          ____ ① Part-time ____ ② Full-time</p> <p><b>WGWKHR</b> 44.4 How many hours a week do you work on average?          ____ Hours          ____ (888) DON'T KNOW</p> <p><b>WGTYNR / WGTENMO</b> 44.5 How long have you worked for this company?          ____ Years ____ Months</p> <p><b>NUMPRMT</b> 44.6 How many times have you been promoted or been given a salary increase in this company?          ____ Times</p> <p><b>WGSTAB</b> 44.7 Is it possible to keep this job as long as you want?          ____ ① Yes ____ ② No          ____ (8) DON'T KNOW</p> <p><b>WGSECT</b> 44.8 Are you employed by the government, a publicly owned firm, a private firm, or a non-profit organization?          ____ ① Government          ____ ② Publicly owned firm          ____ ③ Private firm          ____ ④ Non-profit organization</p> <p><b>WGUNN</b> 44.9 Are you a union member?          ____ ① Yes ____ ② No          ____ (GO TO Q44.9.1)</p> <p><b>WGUNNP (IF NOT UNION MEMBER)</b> 44.9.1 Were you a member of trade union before?          ____ ① Yes ____ ② No <input checked="" type="checkbox"/></p>	<p style="text-align: right;">② No <input checked="" type="checkbox"/></p> <p><b>UNSRCH</b> 44.17 Over the last 7 days, did you actively look for a job?          ____ ① Yes          ____ ② No</p> <p><b>UNXTINC/UNXTINCO/UNXTINCM</b> 44.18 Do you have any sources of income? This interest or dividends, rent, social security, other pensions, alimony or child support, public aid (welfare), and armed forces or veteran's allotment'.          ____ ① Yes ____ ② No <input checked="" type="checkbox"/></p> <p>Monthly Average Income: _____          MAN(10,000)WON (CODE NO.:)          (88) DON'T KNOW</p> <p><b>UNWKEX</b> 44.19 Have you ever had a paid job?          ____ ① Yes          ____ ② No (GO TO Q 46)</p> <p><b>UNSTAT</b> 44.20 What type of job did you have at that time?          ____ ① Worked for government          ____ ② Worked for private firm          ____ ③ Worked for publicly owned firm          ____ ④ Worked for non-profit organization          ____ ⑤ Worked for family without being paid          ____ ⑥ Self-employed with no employees          ____ ⑦ Self-employed with employees (GO TO Q44.20.1)</p> <p><b>UNNOHI</b> 44.20.1 How many employees did you employ?          NUMBER OF EMPLOYEES: _____</p> <p><b>UNSUBO</b> 44.21 Did you have any subordinates in your workplace whom you directly managed and supervised?          ____ ① Yes ____ ② No</p> <p><b>UNWKHR</b> 44.22 How many hours a week did you work on average?          ____ Hours          ____ (888) DON'T KNOW</p>
--	--

**NUMSUP**  
44.14.1 How many subordinates do you have in your workplace whom you manage and supervise? \_\_\_\_\_ persons (IF NOT HAVE, GO TO Q44.15)

**EVMSUBO**  
44.14.2 Do you have any subordinates in your workplace whom you directly manage and supervise?  
 \_\_\_\_ ① Yes \_\_\_\_ ② No \_\_\_\_ (8) DON'T KNOW

**RINCOMO / RINCOME**  
44.15 Before taxes and other deductions, what is your total monthly average income from this job? This includes your base pay, bonuses, and other allowances. (IF THE RESPONDENT DOES NOT HAVE A REGULAR MONTHLY INCOME (EX. FARMER), THEN DIVIDE THE ESTIMATED ANNUAL INCOME BY 12.)  
 ABOUT \_\_\_\_\_ MAN(10,000) WON (CODE NO.: \_\_\_\_\_) \_\_\_\_ (88) DON'T KNOW

**RXTINC / RXTINCO / RXTINCM**  
44.16 Beside income from your main job, do you have other sources of income? This includes interest or dividends, rent, social security, other pensions, alimony or child support, public aid (welfare), and armed forces or veteran's allotment'. If any, what is your monthly average income?  
 \_\_\_\_ ① Yes \_\_\_\_ ② No ☒

Other Monthly Average Income: \_\_\_\_\_ MAN(10,000) WON (CODE NO.: \_\_\_\_\_)  
 (88) DON'T KNOW

INDUSTRY(INDUS08) / OCC(OCC08)

45. What kind of work do you normally do? What do you actually do in that job? If currently not working, tell me about your last job.

45.1. INDUSTRY: \_\_\_\_\_

45.2. OCCUPATION: \_\_\_\_\_



※ Next, I am going to ask about your spouse's main job.

SPINCMR

46. Does your spouse have a job that provides income?

(9) NO SPOUSE (GO TO Q.48)

<p style="text-align: center;">___ ① Yes <input checked="" type="checkbox"/></p> <p><b>SPEMPED</b> 46.1 Does your spouse work for someone else?</p> <p style="text-align: center;">___ ① Yes <input checked="" type="checkbox"/>      ___ ② No <input checked="" type="checkbox"/></p> <p><b>SPWGSTAT</b> 46.2 What is your spouse's employment status?</p> <p>___ ① Regular employee ___ ② Temporary employee ___ ③ Day labor</p> <p><b>SPWGPFTL</b> 46.3 Is your spouse working part time or full time?</p> <p>___ ① Part-time    ___ ② Full-time</p> <p><b>SPWGWKHR</b> 46.4 How many hours a week does your spouse work on average?</p> <p>_____ Hours ____ (888) DON'T KNOW</p> <p><b>SPWGSTAB</b> 46.5 Is it possible for your spouse to keep this job as long as s/he wants?</p> <p>___ ① Yes    ___ ② No ____ (8) DON'T KNOW</p> <p><b>SPWGSECT</b> 46.6 Is your spouse employed by the government, a publicly owned firm, a private firm, or a non-profit organization?</p> <p>___ ① Government ___ ② Publicly owned firm ___ ③ Private firm ___ ④ Non-profit organization</p> <p><b>SPWGUNN</b> 46.7 Is your spouse a union member?</p> <p>___ ① Yes ___ ② No (GO TO Q46.7.1)</p> <p><b>SPWGUNNP</b> (IF NOT UNION MEMBER) 46.7.1 Was your spouse a member of trade union before?</p> <p>___ ① Yes    ___ ② No                  <input checked="" type="checkbox"/></p> <p><b>SPNUMSUP</b> 46.11.1 How many subordinates does your spouse have in the workplace whom s/he manages and supervises?</p> <p>_____ persons (IF NOT HAVE, GO TO Q46.12)</p> <p><b>SPEMSUBO</b> 46.11.2 Does your spouse have any subordinates in the workplace whom s/he directly manages and supervises?</p> <p>___ ① Yes    ___ ② No    ___ (8) DON'T KNOW</p> <p><b>SPINCOMO / SPINCOME</b> 46.12 Before taxes and other deductions, what is your spouse's total monthly average income from this job? This includes his/her base pay, bonuses, and other allowances. (IF THE RESPONDENT'S SPOUSE DOES NOT HAVE A REGULAR MONTHLY INCOME (EX. FARMER), THEN DIVIDE THE ESTIMATED ANNUAL INCOME BY 12.)</p> <p>ABOUT _____ MAN(10,000) WON (CODE NO.: _____)    ___ (88) DON'T KNOW</p> <p><b>SPXTINCO / SPXTINCO / SPXTINCM</b> 46.13 Beside income from the main job of your spouse, does your spouse have other sources of income? This includes interest or dividends, rent, social security, other pensions, alimony or child support, public aid (welfare), and armed forces or veteran's allotment'. If any, what is his/her monthly average income?</p> <p>___ ① Yes    ___ ② No                  <input checked="" type="checkbox"/></p> <p>Other Monthly Average Income: _____ MAN(10,000) WON (CODE NO.: _____)    ___ (88) DON'T KNOW</p>	<p style="text-align: center;">___ ② No <input checked="" type="checkbox"/></p> <p><b>SPUNSRCH</b> 46.14 Over the last 7 days, did your spouse actively look for a job?</p> <p>___ ① Yes ___ ② No</p> <p><b>SPUNXTN/SPUNXTNM</b> 46.15 Does your spouse have any sources of income? This interest or dividends, rent, social security, other pensions, alimony or child support, public aid (welfare), and armed forces or veteran's allotment'.</p> <p>___ ① Yes    ___ ② No</p> <p>Monthly _____ Average _____ Income: _____ MAN(10,000) WON (CODE NO.: _____)    ___ (88) DON'T KNOW</p> <p><b>SPUNWKEX</b> 46.16 Has your spouse ever had a paid job?</p> <p>___ ① Yes ___ ② No (GO TO Q.48)</p> <p><b>SPUNSTAT</b> 46.17 What type of job did your spouse have at that time?</p> <p>___ ① Worked for government ___ ② Worked for private firm ___ ③ Worked for publicly owned firm ___ ④ Worked for non-profit organization ___ ⑤ Worked for family without being paid ___ ⑥ Self-employed with no employees ___ ⑦ Self-employed with employees       (GO TO Q46.17.1)</p> <p><b>SPUNNOHI</b> 46.17.1 How many employees did your spouse employ?</p> <p>NUMBER OF EMPLOYEES: _____ ____ (888) DON'T KNOW</p> <p><b>SPUNSUBO</b> 46.18 Did your spouse have any subordinates in the workplace whom s/he directly managed and supervised?</p> <p>___ ① Yes    ___ ② No ____ (8) DON'T KNOW</p> <p><b>SPUNWKHR</b> 46.19 How many hours a week did your spouse work on average?</p> <p>_____ Hours ____ (888) DON'T KNOW</p>
--	--

SPIND(SPINDO8) / SPOCC(SPOCCO8)

47. What kind of work does your spouse normally do? What does s/he actually do in that job? If currently not working, tell me about his/her last job.

47.1. INDUSTRY: \_\_\_\_\_

47.2. OCCUPATION: \_\_\_\_\_



**INCOMO / INCOME**

48. What is the approximate total monthly income of your household before tax deductions? Please include the income of all household members, including yourself, such as employment income, interest, property and rental income, pensions, various subsidies, or personal financial support received from others. (For agricultural income or similar, divide the annual income by 12 to enter the monthly amount, and be sure to account for the income of all household members listed in questions 37, whether they live with you or not. However, exclude household members who do not share finances.)

APPROXIMATELY: \_\_\_\_\_ MAN(10,000) WON (CODE NUMBER: \_\_\_\_\_) **(88)** DON'T KNOW

--	--	--	--	--	--	--	--	--	--



※ Next, I'm going to ask you a few questions about economic issues.

49. Which of the words from the following comes to your mind first when you think of 'capitalism? Which comes next?

SHOW  
CARD

- |                       |               |                             |                |
|-----------------------|---------------|-----------------------------|----------------|
| ① Material prosperity | ③ Competition | ⑤ Gap between rich and poor | ⑦ Exploitation |
| ② Corruption          | ④ Efficiency  | ⑥ Ample opportunities       |                |

IMACAP1      1) First \_\_\_\_\_ (88) DON'T KNOW

IMACAP2      2) Second \_\_\_\_\_ (88) DON'T KNOW



UNIONDSR

50. What kind of labor union do you think is the most desirable for the union activities in South Korea?

- \_\_\_ ① Company(firm)-level union
- \_\_\_ ② Industry-level union (*Korean Financial Industry Union, Korean Union of Teaching and Education Workers, Korea Metal Worker's Unions, etc.*)
- \_\_\_ ③ Nation-level union (*Federation of Korean Trade Unions, Korean Confederation of Trade Unions*)
- \_\_\_ ④ DON'T KNOW

UNIONO6

51. How moderate or stubborn do you think labor unions are in South Korea?

- \_\_\_ ① Very moderate      \_\_\_ ④ Somewhat stubborn
- \_\_\_ ② Somewhat moderate      \_\_\_ ⑤ Very stubborn
- \_\_\_ ③ Neither moderate nor stubborn      \_\_\_ ⑥ DON'T KNOW

ECOPROS

52. Do you think the economic conditions in South Korea will be much better, somewhat better, about the same, somewhat worse, or much worse?

- \_\_\_ ① Much better      \_\_\_ ④ Somewhat worse
- \_\_\_ ② Somewhat better      \_\_\_ ⑤ Much worse
- \_\_\_ ③ About the same      \_\_\_ ⑥ DON'T KNOW

※ Next, I'm going to ask about social equity and inequality.

53. We would like to know what you think people in these jobs actually earn. Please write in how much you think they usually earn each month, before taxes. Many people are not exactly sure about this, but your best guess will be close enough. This may be difficult, but it is very important. So please try. Please write in how much they ACTUALLY earn each month, before taxes. (unit : 10,000 WON)

PROBING

- |   |       |          |  |       |          |
|---|-------|----------|--|-------|----------|
| 1) Doctor in general practice                 | _____ | PAYDOC2  | 6) School teacher                                | _____ | PAYTCHR2 |
| 2) Chairman of a large national corporation   | _____ | PAYEXEC2 | 7) Rank-and-file business man in a large company | _____ | PAYNOVC2 |
| 3) Salesclerk                                 | _____ | PAYCLRK2 | 8) Skilled worker in a factory                   | _____ | PAYSKIL2 |
| 4) Unskilled worker in a factory              | _____ | PAYUNSK2 | 9) Owner-manager of a small shop                 | _____ | PAYRETL2 |
| 5) Cabinet minister in the central government | _____ | PAYMINI2 |  |       |          |



54. How would you describe yourself as a person...

SHOW CARD		Strongly agree	Agree	Disagree	Strongly disagree	CAN'T CHOOSE
WKNOREST	1) I work hard to complete my daily tasks, even if I am slightly sick or when there is another legitimate reason for taking a break.	①	②	③	④	(8)
WKNOLIKE	2) I perform to the best of my ability even on a task that I do not like.	①	②	③	④	(8)
WKNORSLT	3) I work hard to maintain my performance on a task, even if the task takes a long time to start producing any results.	①	②	③	④	(8)

55. How important do you think it is for getting ahead in life...

	Essential	Very Important	Fairly important	Not very important	Not important at all	CAN'T CHOOSE	
SUCDWLTH	1) coming from a wealthy family	①	②	③	④	⑤	(8)
SUCDPAED	2) having well-educated parents	①	②	③	④	⑤	(8)
SUCDEDUC	3) having a good education yourself	①	②	③	④	⑤	(8)
SUCDAMBT	4) having ambition	①	②	③	④	⑤	(8)
SUCDEFRT	5) hard work	①	②	③	④	⑤	(8)
SUCDKNOW	6) knowing the right people	①	②	③	④	⑤	(8)
SUCDPOL	7) having political connections	①	②	③	④	⑤	(8)
SUCDBRIB	8) giving bribes	①	②	③	④	⑤	(8)
SUCDRACE	9) race	①	②	③	④	⑤	(8)
SUCDREL	10) religion	①	②	③	④	⑤	(8)
SUCDSEX	11) gender	①	②	③	④	⑤	(8)

JUSTPAY2

56. Would you say that you earn...? If you are not working now, please tell about your last job.

- \_\_\_ ① Much less than I deserve  
 \_\_\_ ② Less than I deserve  
 \_\_\_ ③ What I deserve  
 \_\_\_ ④ More than I deserve  
 \_\_\_ ⑤ Much more than I deserve  
 \_\_\_ (8) CAN'T CHOOSE  
 \_\_\_ (9) Never worked

57. To what extent do you agree or disagree with the following statements?

SHOW CARD		Strongly agree	Agree	Neither agree nor disagree	Disagree	Strongly disagree	CAN'T CHOOSE
PROBING	CRRTSUCD 1) To get all the way to the top in Korea today, you have to be corrupt.	①	②	③	④	⑤	(8)
	GOODSCHL 2) In Korea only students from the best secondary schools have a good chance to obtain a university education.	①	②	③	④	⑤	(8)
	TUITION 3) In Korea, only the rich can afford the costs of attending university.	①	②	③	④	⑤	(8)
	UNIVEQUL 4) In Korea people have the same chances to enter university, regardless of their gender, ethnicity or social background.	①	②	③	④	⑤	(8)



58. Next, what do you think people in these jobs ought to be paid. How much do you think they should earn each month, before taxes, regardless of what they actually get... Please write in how much they SHOULD earn each month, before taxes. (unit : 10,000 WON)

PROBING	1) Doctor in general practice	_____	GIVDOC2	6) School teacher	_____	GIVTCHR2
	2) Chairman of a large national corporation	_____	GIVEXEC2	7) Rank-and-file business man in a large company	_____	GIVNOVC2
	3) Salesclerk	_____	GIVCLRK2	8) Skilled worker in a factory	_____	GIVSKIL2
	4) Unskilled worker in a factory	_____	GIVUNSK2	9) Owner-manager of a small shop	_____	GIVRETL2
	5) Cabinet minister in the central government	_____	GIVMINI2			

59. To what extent do you agree or disagree with each of the following statements?

		Strongly agree	Agree	Neither agree nor disagree	Dis-Agree	Strongly disagree	CAN'T CHOOSE
INCGAP	1) Differences in income in South Korea are too large.	①	②	③	④	⑤	(8)
GOVEQINC	2) It is the responsibility of the government to reduce the differences in income between people with high incomes and those with low incomes	①	②	③	④	⑤	(8)
GOVUNEMP	3) The government should provide a decent standard of living for the unemployed	①	②	③	④	⑤	(8)
GOVLESS	4) The government should spend less on benefits for the poor	①	②	③	④	⑤	(8)

#### TAXHIGH1

60. 1. Do you think people with high incomes should pay a larger share of their income in taxes than those with low incomes, the same share, or a smaller share?

- \_\_\_ ① Much larger share  
 \_\_\_ ② Larger  
 \_\_\_ ③ The same share  
 \_\_\_ ④ Smaller  
 \_\_\_ ⑤ Much smaller share  
 \_\_\_ ⑧ CAN'T CHOOSE

#### TAXHIGH2

60. 2. Generally, how would you describe taxes in Korea today for those with high incomes? Taxes are...

- \_\_\_ ① ... much too high  
 \_\_\_ ② ... too high  
 \_\_\_ ③ ... about right  
 \_\_\_ ④ ... too low  
 \_\_\_ ⑤ ... much too low  
 \_\_\_ ⑧ CAN'T CHOOSE

#### INSRHIGH

61. 1. Is it just or unjust that people with higher incomes can buy better health care than people with lower incomes?

- \_\_\_ ① Very just  
 \_\_\_ ② Somewhat just  
 \_\_\_ ③ Neither just nor unjust  
 \_\_\_ ④ Somewhat unjust  
 \_\_\_ ⑤ Very unjust  
 \_\_\_ ⑧ CAN'T CHOOSE



**EDUCHIGH**

61. 2. Is it just or unjust that people with higher incomes can buy better education for their children than people with lower incomes?

- \_\_\_ ① Very just  
 \_\_\_ ② Somewhat just  
 \_\_\_ ③ Neither just nor unjust  
 \_\_\_ ④ Somewhat unjust  
 \_\_\_ ⑤ Very unjust  
 \_\_\_ (8) CAN'T CHOOSE

62. In all countries, there are differences or even conflicts between different social groups. In your opinion, how much conflict is there in Korea between...

**CONWLTH**

1) Poor people and rich people

**CONCLASS**

2) Working class and middle class

**CONUNION**

3) Management and workers

**CONSOC**

4) People at the top of society and people at the bottom

Very strong conflicts	Strong conflicts	Not very strong conflicts	There are no conflicts	CAN'T CHOOSE
___①___	___②___	___③___	___⑤___	___(8)___
___①___	___②___	___③___	___⑤___	___(8)___
___①___	___②___	___③___	___⑤___	___(8)___
___①___	___②___	___③___	___⑤___	___(8)___

**RANK**

63. 1.

In our society there are groups which tend to be towards the top and groups which tend to be towards the bottom. Below is a scale that runs from top (10) to bottom (1). Where would you put yourself now on this scale?

SHOW  
CARD

10
9
8
7
6
5
4
3
2
1

63. 2. **RANK15**

if you think about the family that you grew up in, where did they fit in then? \_\_\_

**OCCMOBL2**

64. Please think about your present job (or your last one if you don't have one now). If you compare this job to the job your father had when you were 15 (middle school), would you say that the level of status of your job is (or was)...

- \_\_\_ ① Much higher than your father's  
 \_\_\_ ② Higher than your father's  
 \_\_\_ ③ About equal than your father's  
 \_\_\_ ④ Lower than your father's  
 \_\_\_ ⑤ Much lower than your father's  
 \_\_\_ (8) I don't know what my father did / father never had a job / never knew father / father deceased  
 \_\_\_ (9) I never had a job (N.A)

--

65. In deciding how much people ought to earn, how important should each of these things be, in your opinion...

SHOW  
CARD

**PAYRESP**

1) How much responsibility goes with the job

**PAYEDTRN**

2) the number of years spent in education and training

**PAYFAM**

3) what is needed to support a family

**PAYCHLD**

4) whether the person has children to support

**PAYDOJOB**

5) how well he or she does the job

**PAYHARD**

6) how hard he or she works at the job

Essential	Very Important	Fairly important	Not very important	Not important at all	CAN'T CHOOSE
___①___	___②___	___③___	___④___	___⑤___	___(8)___
___①___	___②___	___③___	___④___	___⑤___	___(8)___
___①___	___②___	___③___	___④___	___⑤___	___(8)___
___①___	___②___	___③___	___④___	___⑤___	___(8)___
___①___	___②___	___③___	___④___	___⑤___	___(8)___
___①___	___②___	___③___	___④___	___⑤___	___(8)___



**JUSTPAY**

66. Is your pay just? We are not asking about how much you would like to earn - but what you feel is just given your skills and effort. If you are not working now, please tell about your last job.

- \_\_\_ ① Much less than is just  
 \_\_\_ ② A little less than is just  
 \_\_\_ ③ About just for me  
 \_\_\_ ④ A little more than is just  
 \_\_\_ ⑤ Much more than is just  
 \_\_\_ (8) CAN'T CHOOSE  
 \_\_\_ (9) Never had a job(N.A)

☐

67. These five diagrams show different types of society. Please read the descriptions and look at the diagrams and decide which you think best describes Korea...

SHOW  
CARD

<b>Type A</b> A small elite at the top, very few people in the middle and the great mass of people at the bottom.	<b>Type B</b> A society like a pyramid with a small elite at the top, more people in the middle, and most at the bottom.	<b>Type C</b> A pyramid except that just a few people are at the bottom.	<b>Type D</b> A society with most people in the middle.	<b>Type E</b> Many people near the top, and only a few near the bottom.

**CURRCLSS**

67.1. Which diagram comes closest to Korea today?

- \_\_\_ ① Type A  
 \_\_\_ ② Type B  
 \_\_\_ ③ Type C  
 \_\_\_ ④ Type D  
 \_\_\_ ⑤ Type E  
 \_\_\_ (8) CAN'T CHOOSE

☐**FUTRCLSS**

67.2. What do you think Korea ought to be like?

- \_\_\_ ① Type A  
 \_\_\_ ② Type B  
 \_\_\_ ③ Type C  
 \_\_\_ ④ Type D  
 \_\_\_ ⑤ Type E  
 \_\_\_ (8) CAN'T CHOOSE

☐**PASECTOR**

68. 1. When you were 15 years old, for whom did your father work? If your father did not have a paid job at the time, please give information about his last job before that time.

PROBI  
NG

- \_\_\_ ① Employee of a private company or business  
 \_\_\_ ② Government [national, state or local government]  
 \_\_\_ ③ Self-employed  
 \_\_\_ ④ Other (please specify)  
 \_\_\_ (8) CAN'T CHOOSE

☐

68. 2. When you were 15 years old, what kind of work did your father do; what was his main occupation. If your father did not have a paid job at the time, please give information about his last job before that time.

PROBI  
NG

68.2.1. **INDUSTRY:** \_\_\_\_\_ **PAINDUS (PAIND08)**  
 68.2.2. **OCCUPATION:** \_\_\_\_\_ **PAISCO88 (PAISCO08)**



**MAWRKST**

69. 1. When you were 15 years old, did your mother work outside the household? If your mother did not work when you were 15 years old, did your mother work before? If she worked before, when did she stop working?

SHOW  
CARD

- Yes ⇒ ☐ ① My mother did have a job when I was 15 years ☐
- No ⇒ ☐ ② My mother never had a job outside the household(GO TO Q70)
- ⇒ { ☐ ③ My mother stopped working before she got married
- ☐ ④ My mother stopped working after she got married, but before her first child was born
- ☐ ⑤ My mother stopped working after her first child was born
- ☐ (8) CAN'T CHOOSE

**MASECTOR**

69.2. When you were 15 years old, for whom did your mother work? If your mother did not have a paid job at the time, please give information about her last job before that time.

PROBI  
NG

- ☐ ① Employee of a private company or business ☐ ④ Other (please specify) ☐
- ☐ ② Government [national, state or local government] ☐ (8) CAN'T CHOOSE
- ☐ ③ Self-employed

69.3. When you were 15 years old, what kind of work did your mother do; what was her main occupation. If your mother did not have a paid job at the time, please give information about her last job before that time.

PROBI  
NG

- 69.3.1. **INDUSTRY:** MAINDUS (MAIND08)
- 69.3.2. **OCCUPATION:** MAISCO88(MAISCO08)

**NUMBOOKS**

70. About how many books were there around your family's house when you were 15 years old?

- ☐ ① None ☐ ⑥ Around 100 ☐
- ☐ ② 1 or 2 ☐ ⑦ Around 200
- ☐ ③ Around 10 ☐ ⑧ Around 500
- ☐ ④ Around 20 ☐ ⑨ 1000 or more
- ☐ ⑤ Around 50 ☐ (88) DON'T KNOW

71. Please think about the time you were 15 years old (or before, if you left school at a younger age). How would you describe yourself at the time?

SHOW  
CARD

Strongly agree	Agree	Disagree	Strongly disagree	Can't choose
----------------	-------	----------	-------------------	--------------

- |                  |   |                            |                            |                            |                            |                              |
|------------------|---|----------------------------|----------------------------|----------------------------|----------------------------|------------------------------|
| <b>NOTABSNT</b>  | 1) I tried hard to go to school everyday, even if I was slightly sick or when there was another legitimate reason for staying home.   | <input type="checkbox"/> ① | <input type="checkbox"/> ② | <input type="checkbox"/> ③ | <input type="checkbox"/> ④ | <input type="checkbox"/> (8) |
| <b>HWDOBEST</b>  | 2) I performed to the best of my ability in school, even on an assignment that I did not like.  | <input type="checkbox"/> ① | <input type="checkbox"/> ② | <input type="checkbox"/> ③ | <input type="checkbox"/> ④ | <input type="checkbox"/> (8) |
| <b>OUTCOME</b>   | 3) I worked hard to maintain my performance on a school assignment, even if it would take a long time to start producing any results. | <input type="checkbox"/> ① | <input type="checkbox"/> ② | <input type="checkbox"/> ③ | <input type="checkbox"/> ④ | <input type="checkbox"/> (8) |
| <b>CONFIDNCE</b> | 4) When I made plans for school work, I was almost certain that I could make them work.   | <input type="checkbox"/> ① | <input type="checkbox"/> ② | <input type="checkbox"/> ③ | <input type="checkbox"/> ④ | <input type="checkbox"/> (8) |
| <b>RECGNITN</b>  | 5) I tried to get recognition from others(such as teachers, schoolmates, family or friends) by performing well in school.             | <input type="checkbox"/> ① | <input type="checkbox"/> ② | <input type="checkbox"/> ③ | <input type="checkbox"/> ④ | <input type="checkbox"/> (8) |
| <b>STDCNTRL</b>  | 6) I often felt that I had strong influence over my school work.  | <input type="checkbox"/> ① | <input type="checkbox"/> ② | <input type="checkbox"/> ③ | <input type="checkbox"/> ④ | <input type="checkbox"/> (8) |







77. How would you rate the social status of each of the following occupations? Do you think it is 'very high', 'somewhat high', 'neither high nor low', 'somewhat low', or 'very low'?

		Very high	High	Neither high nor low	Low	Very low	DON'T KNOW
SHOW CARD							
PROBING	OCCST901 1) Taxi drivers	①	②	③	④	⑤	(8)
	OCCST902 2) Newspaper reporters	①	②	③	④	⑤	(8)
	OCCST903 3) Nurses	①	②	③	④	⑤	(8)
	OCCST931 4) Barbers/Beautician	①	②	③	④	⑤	(8)
	OCCST905 5) Directors of governmental bureaus	①	②	③	④	⑤	(8)
	OCCST906 6) Apartment guards	①	②	③	④	⑤	(8)
	OCCST932 7) Biological engineers	①	②	③	④	⑤	(8)
	OCCST908 8) Maids or housecleaners	①	②	③	④	⑤	(8)
	OCCST909 9) Junior high school teachers	①	②	③	④	⑤	(8)
	OCCST910 10) Dry cleaners	①	②	③	④	⑤	(8)
	OCCST911 11) Farmers	①	②	③	④	⑤	(8)
	OCCST912 12) Factory foremen	①	②	③	④	⑤	(8)
	OCCST913 13) Factory workers	①	②	③	④	⑤	(8)
	OCCST914 14) Assistant directors of bank	①	②	③	④	⑤	(8)
	OCCST915 15) Entertainers	①	②	③	④	⑤	(8)
	OCCST916 16) Judges	①	②	③	④	⑤	(8)
	OCCST917 17) Local-level civil servants	①	②	③	④	⑤	(8)
	OCCST918 18) University professors	①	②	③	④	⑤	(8)
	OCCST919 19) Chief personnel in a section or department of small and medium companies	①	②	③	④	⑤	(8)
	OCCST920 20) Auto mechanics	①	②	③	④	⑤	(8)
	OCCST921 21) Army generals	①	②	③	④	⑤	(8)
	OCCST933 22) Medical doctors	①	②	③	④	⑤	(8)
	OCCST923 23) Sales persons in department store	①	②	③	④	⑤	(8)
	OCCST924 24) Manual workers	①	②	③	④	⑤	(8)
	OCCST925 25) Owners of electronic goods sales agents	①	②	③	④	⑤	(8)
	OCCST926 26) Managers or head persons in a larger section or department of large-scale companies	①	②	③	④	⑤	(8)
	OCCST927 27) Restaurant owners	①	②	③	④	⑤	(8)
	OCCST928 28) Street vendors	①	②	③	④	⑤	(8)
	OCCST929 29) Traffic police officers	①	②	③	④	⑤	(8)
	OCCST930 30) Pharmacists	①	②	③	④	⑤	(8)



78. Suppose a person is doing a job pretty similar to other people in the same workplace. Do you agree that s/he should be paid higher than others if s/he ....

SHOW CARD	.....should be paid higher than others	Strongly agree	Agree	Neither agree nor disagree	Disagree	Strongly disagree	CAN'T CHOOSE
PAYATT1	1) has worked for more years in the job than others.	①	②	③	④	⑤	(8)
PAYATT2	2) has higher education than others.	①	②	③	④	⑤	(8)
PAYATT3	3) has certificates.	①	②	③	④	⑤	(8)
PAYATT4	4) is a male rather than a female.	①	②	③	④	⑤	(8)
PAYATT5	5) is older than others.	①	②	③	④	⑤	(8)
PAYATT8	6) has more family members to support for than others.	①	②	③	④	⑤	(8)
PAYATT6	7) shows higher performance than others.	①	②	③	④	⑤	(8)
PAYATT7	8) is able to work more competently than others.	①	②	③	④	⑤	(8)

79. (IF HAS A SPOUSE) Who primarily decides (or decided) the following familial items?

SHOW CARD	Always I	Usually I	Equally between me and spouse	Usually my spouse	Always my spouse	Other family member(s)	NOT APPLICABLE
CONJPWR1	1) Children's discipline and education	①	②	③	④	⑤	⑥ (9)
CONJPWR2	2) Support for my own parents	①	②	③	④	⑤	⑥ (9)
CONJPWR3	3) Purchase of higher cost items	①	②	③	④	⑤	⑥ (9)
CONJPWR4	4) Investment and asset management	①	②	③	④	⑤	⑥ (9)

80. (IF HAS A SPOUSE) Who mainly do the following familial items?

SHOW CARD	Always I	Usually I	Equally between me and spouse	Usually my spouse	Always my spouse	Other family member(s)	Other(s) not family member	NOT APPLICABLE
DINNER	1) Prepare the evening meal	①	②	③	④	⑤	⑥	⑦ (9)
LAUNDRY	2) Do the laundry	①	②	③	④	⑤	⑥	⑦ (9)
CLEANING	3) Clean the house	①	②	③	④	⑤	⑥	⑦ (9)
RAISE	4) Care and educate the children	①	②	③	④	⑤	⑥	⑦ (9)



※ Next, I'm going to ask about your mental health and opinion about the suicide.

81. Please indicate the extent to which you agree or disagree with each of the following statements about yourself?

SHOW CARD		Strongly agree	Agree	Disagree	Strongly disagree	CAN'T CHOOSE
STRSSECO	1) I have a lot of stresses due to my economic problems	①	②	③	④	(8)
STRSSJOB	2) I have a lot of stresses due to my business or job problems	①	②	③	④	(8)
STRSSFAM	3) I have a lot of stresses due to my immediate family members such as spouse, children or parents	①	②	③	④	(8)

#### ORGAN

82. Supposing that you come to become brain-dead, do you have an intention to donate your organs to those who need them?

- ① Yes  
② No

(8) DON'T KNOW

83. Please indicate the extent to which you agree or disagree with each of the following statements about the suicide?

SHOW CARD		Strongly agree	Agree	Neither agree nor disagree	Dis-Agree	Strongly disagree
SUICIDE1	1) Everybody has the likelihood to commit a suicide	①	②	③	④	⑤
SUICIDE2	2) People have a right to commit a suicide	①	②	③	④	⑤
SUICIDE3	3) There is a situation in which suicide is the only solution	①	②	③	④	⑤
SUICIDE4	4) It is understandable for somebody who has an incurable disease to commit a suicide	①	②	③	④	⑤
SUICIDE5	5) Those who kill themselves in order to protect other people should be respected	①	②	③	④	⑤
SUICIDE6	6) Suicide attempts essentially are the request for assistance	①	②	③	④	⑤
SUICIDE7	7) Suicide can be prevented	①	②	③	④	⑤
SUICIDE8	8) One should not talk about the suicide	①	②	③	④	⑤
SUICIDE9	9) Suicide is a very serious ethical sin	①	②	③	④	⑤
SUICIDE10	10) Those who kill themselves have mental problems	①	②	③	④	⑤
SUICIDE11	11) Suicide is one of the worst things to family and relatives	①	②	③	④	⑤
SUICIDE12	12) I cannot understand how people kill themselves	①	②	③	④	⑤
SUICIDE13	13) Responsibility for the suicide lies not in the individual but in the society	①	②	③	④	⑤
SUICIDE14	14) Suicide of famous people such as entertainers has an impact on the suicide of ordinary people	①	②	③	④	⑤



84. Did you ever think about or have experienced each of the following in the past?

In the past month did you:

		No	Yes
THINKDIE	1) Think that you would be better off dead or wish you were dead?	_____①_____	_____②_____
HURTSELF	2) Wish to harm yourself?	_____①_____	_____②_____
THINKSUI	3) Think about suicide?	_____①_____	_____②_____
PLANSUI	4) Have a suicide plan?	_____①_____	_____②_____
ATTMITSUI	5) Attempt suicide?	_____①_____	_____②_____

In your lifetime:

COMIMTSUI	6) Did you ever make a suicide attempt?	_____①_____	_____②_____
-----------	---	-------------	-------------

85. Please answer if the following item applies to you or not

		Yes	No
SUIKNEW1	1) There is someone close to me who thinks about suicide	_____①_____	_____②_____
SUIKNEW2	2) There is someone close to me who attempted to suicide but failed	_____①_____	_____②_____
SUIKNEW3	3) There is someone close to me who committed suicide.	_____①_____	_____②_____

86. Please answer whether each of the following statements applies to you or not.

		Yes	No
DOMOREWK	1) I still have many things left to do	_____①_____	_____②_____
RSNTOLIV	2) I believe I can find the purpose of life, i.e., a reason to live for	_____①_____	_____②_____
HAVEPLAN	3) I have future plans I am looking forward to carrying out	_____①_____	_____②_____
LIFCNTRL	4) I believe that I have control over my life and destiny	_____①_____	_____②_____

87. Over the last 2 weeks, how often have you been bothered by any of the following problems?

SHOW  
CARD

		Not at all	Several days	More than half the days	Nearly every day
SLPDSODR	1) Trouble falling asleep, staying asleep, or sleeping too much	_____①_____	_____②_____	_____③_____	_____④_____
FATIGUE	2) Feeling tired or having little energy	_____①_____	_____②_____	_____③_____	_____④_____
EATDSODR	3) Poor appetite or overeating	_____①_____	_____②_____	_____③_____	_____④_____
STRDECLN	4) Little interest or pleasure in doing things	_____①_____	_____②_____	_____③_____	_____④_____
FEELDOWN	5) Feeling down, depressed, or hopeless	_____①_____	_____②_____	_____③_____	_____④_____
FEELBAD	6) Feeling bad about yourself, feeling that you are a failure, or feeling that you have let yourself or your family down	_____①_____	_____②_____	_____③_____	_____④_____
HRDFOCS	7) Trouble concentrating on things such as reading the newspaper or watching television	_____①_____	_____②_____	_____③_____	_____④_____
FEELNRVS	8) Moving or speaking so slowly that other people could have noticed. Or being so fidgety or restless that you have been moving around a lot more than usual	_____①_____	_____②_____	_____③_____	_____④_____
BETTRDIE	9) Thinking that you would be better off dead or that you want to hurt yourself in some way	_____①_____	_____②_____	_____③_____	_____④_____



**HRDSOC** (If you indicated any responses other than 'Not at all' in Question 87-1 thru 87-9 above)

87.1. If you have checked off any problem on this questionnaire so far, how difficult have these problems made it for you to do your work, take care of things at home, or get along with other people

- \_\_\_ ① Not difficult at all                      \_\_\_ ③ Very difficult  
\_\_\_ ② Somewhat difficult                      \_\_\_ ④ Extremely difficult

☐

**EMOTION**

88. When I'm upset, I have difficulty controlling my behaviors.

- \_\_\_ ① Almost never                      \_\_\_ ④ Most of the time  
\_\_\_ ② Sometimes                      \_\_\_ ⑤ Almost always  
\_\_\_ ③ About half the time

☐

89. To what degree do you think the following is true when you experience negative or unpleasant events?

SHOW  
CARD

Never	Almost never	Regularly	Often	Almost always
-------	-----------------	-----------	-------	------------------

**ASCRPSLF** 1) I think that basically the cause must lie within myself                      \_\_\_ ① \_\_\_ ② \_\_\_ ③ \_\_\_ ④ \_\_\_ ⑤

**ASCRPOTH** 2) I think that basically the cause must lie with others                      \_\_\_ ① \_\_\_ ② \_\_\_ ③ \_\_\_ ④ \_\_\_ ⑤

90. Please indicate if you feel restricted in your daily lives and social activities due to each of the following problems.

SHOW  
CARD

PROBI  
NG

		yes	no			yes	no
<b>FRACTURE</b>	1) Fracture, Joint injuries	___ ① ___	___ ② ___	<b>DENTLPRB</b>	10) Dental & oral diseases	___ ① ___	___ ② ___
<b>ARTHRITS</b>	2) Arthritis, rheumatism	___ ① ___	___ ② ___	<b>VSIONPRB</b>	11) Eyesight problems	___ ① ___	___ ② ___
<b>HEARTPRB</b>	3) Heart diseases	___ ① ___	___ ② ___	<b>HEARPRB</b>	12) Auditory problems	___ ① ___	___ ② ___
<b>ASTHMA</b>	4) Breathing problems, Lung Diseases Asthma	___ ① ___	___ ② ___	<b>ALZHEIMR</b>	13) Dementia	___ ① ___	___ ② ___
<b>STROKE</b>	5) Stroke	___ ① ___	___ ② ___	<b>DPRESSN</b>	14) Depression, anxiety, or emotional problems	___ ① ___	___ ② ___
<b>DIABETES</b>	6) Diabetes	___ ① ___	___ ② ___	<b>RETARD</b>	15) Mental retardation	___ ① ___	___ ② ___
<b>HYPRTNSN</b>	7) Hypertension	___ ① ___	___ ② ___	<b>OBSITY</b>	16) Obesity	___ ① ___	___ ② ___
<b>BACKPAIN</b>	8) Back or neck problems	___ ① ___	___ ② ___	<b>AGEING</b>	17) Old age	___ ① ___	___ ② ___
<b>CANCER</b>	9) Cancer	___ ① ___	___ ② ___	<b>SYMPTOTH</b>	18) Others (specify )	___ ① ___	___ ② ___

91. Please indicate the extent to which you agree or disagree with each of the following statements?

SHOW  
CARD

Strongly agree	Agree	Disagree	Strongly disagree
-------------------	-------	----------	----------------------

<b>DEATH1</b>	1) I believe that human beings born again in some way after death and such procedures are repeated	___ ① ___	___ ② ___	___ ③ ___	___ ④ ___
<b>DEATH2</b>	2) I believe that human beings go to a better world after death	___ ① ___	___ ② ___	___ ③ ___	___ ④ ___
<b>DEATH3</b>	3) I think death means a liberation from the suffering from life	___ ① ___	___ ② ___	___ ③ ___	___ ④ ___
<b>DEATH4</b>	4) Once you die, you can't pursue the meaning of life any more	___ ① ___	___ ② ___	___ ③ ___	___ ④ ___
<b>DEATH5</b>	5) If I die now, my family will be greatly disappointed	___ ① ___	___ ② ___	___ ③ ___	___ ④ ___
<b>DEATH6</b>	6) World will not change in spite of my death	___ ① ___	___ ② ___	___ ③ ___	___ ④ ___
<b>DEATH7</b>	7) I don't have any reservation about the death	___ ① ___	___ ② ___	___ ③ ___	___ ④ ___
<b>DEATH8</b>	8) I often think about the death of myself	___ ① ___	___ ② ___	___ ③ ___	___ ④ ___
<b>DEATH9</b>	9) I will never choose the suicide despites all my serious economic, physical or mental problems in the future	___ ① ___	___ ② ___	___ ③ ___	___ ④ ___



**Additional Questions for Wage Earners**  
(Those who answered (1) in Question # 44.1)

※ Now, I am going to ask about your main job.

92. How fair or unfair do you feel about the rewards you receive from the company when considering each of the followings?

SHOW  
CARD

		Very fair	Somewhat fair	Neither fair nor unfair	Somewhat unfair	Very unfair
<b>DISJUS1</b>	1) Intelligence	___①___	___②___	___③___	___④___	___⑤___
<b>DISJUS2</b>	2) Job skills	___①___	___②___	___③___	___④___	___⑤___
<b>DISJUS3</b>	3) Efforts	___①___	___②___	___③___	___④___	___⑤___
<b>DISJUS4</b>	4) Educational attainment	___①___	___②___	___③___	___④___	___⑤___
<b>DISJUS5</b>	5) Careers	___①___	___②___	___③___	___④___	___⑤___
<b>DISJUS6</b>	6) Performances	___①___	___②___	___③___	___④___	___⑤___
<b>DISJUS7</b>	7) Responsibilities	___①___	___②___	___③___	___④___	___⑤___
<b>DISJUS8</b>	8) Job stress	___①___	___②___	___③___	___④___	___⑤___

93. To what extent do you agree or disagree that the decisions on personnel policy (e.g., pay and promotions) occur in the following ways in your company?

SHOW  
CARD

		Strongly agree	Agree	Neither agree nor disagree	Disagree	Strongly disagree
<b>DCDMID1</b>	1) My company listens to the opinions of most employees who are affected by the decisions.	___①___	___②___	___③___	___④___	___⑤___
<b>DCDMID2</b>	2) My company collects enough information for quality decision	___①___	___②___	___③___	___④___	___⑤___
<b>DCDMID3</b>	3) The decision making is influenced by social connections tied to schools, hometowns, and kinships	___①___	___②___	___③___	___④___	___⑤___
<b>DCDMID4</b>	4) The decision making is affected by decision makers' prejudices and sentiments.	___①___	___②___	___③___	___④___	___⑤___
<b>DCDMID5</b>	5) The rules and principles of decision making are not consistent.	___①___	___②___	___③___	___④___	___⑤___
<b>DCDMID6</b>	6) The decision making is influenced by external power or private patrons' "pulls" and "politics."	___①___	___②___	___③___	___④___	___⑤___
<b>DCDMID7</b>	7) Levels of educational attainment are taken into consideration.	___①___	___②___	___③___	___④___	___⑤___
<b>DCDMID8</b>	8) Levels of efforts, performance, ability, or skills are taken into consideration.	___①___	___②___	___③___	___④___	___⑤___
<b>DCDMID9</b>	9) Gender discrimination occurs in the decision making.	___①___	___②___	___③___	___④___	___⑤___

94. To what extent do you agree or disagree with each of the following statements about the company you work for?

SHOW  
CARD

		Strongly agree	Agree	Neither agree nor disagree	Disagree	Strongly disagree
<b>HELPORGI</b>	1) I am willing to work harder than I have to in order to help the firm or organization I work for succeed.	___①___	___②___	___③___	___④___	___⑤___
<b>PROUDWRK</b>	2) I am proud to be working for my firm or organization.	___①___	___②___	___③___	___④___	___⑤___
<b>BOASTWRK</b>	3) I would turn down another job that offered quite a bit more pay in order to stay with this organization.	___①___	___②___	___③___	___④___	___⑤___



95. To what extent do you agree or disagree that your company does each of the following things after some important decisions have been made on personnel policies?

SHOW CARD		Strongly agree	Agree	Neither agree nor disagree	Disagree	Strongly disagree
<b>DCDAFT1</b>	1) My company informs employees of the decisions.	___①___	___②___	___③___	___④___	___⑤___
<b>DCDAFT2</b>	2) My company informs employees how the decisions were made	___①___	___②___	___③___	___④___	___⑤___
<b>DCDAFT3</b>	3) My company explains potential consequences of the decisions on employees	___①___	___②___	___③___	___④___	___⑤___
<b>DCDAFT4</b>	4) My company takes complementary measures for those employees who would be disadvantaged by the decisions.	___①___	___②___	___③___	___④___	___⑤___

96. How fair or unfair is your company's personnel policy regarding each of the followings?

SHOW CARD		Very unfair	Somewhat unfair	Neither fair nor unfair	Somewhat fair	Very fair
<b>PERMGNT1</b>	1) Payment	___①___	___②___	___③___	___④___	___⑤___
<b>PERMGNT2</b>	2) Promotion or advancement	___①___	___②___	___③___	___④___	___⑤___
<b>PERMGNT3</b>	3) Transfer to other departments	___①___	___②___	___③___	___④___	___⑤___
<b>PERMGNT4</b>	4) Performance evaluation	___①___	___②___	___③___	___④___	___⑤___
<b>PERMGNT5</b>	5) Job sharing	___①___	___②___	___③___	___④___	___⑤___
<b>PERMGNT6</b>	6) Personnel rules and regulations	___①___	___②___	___③___	___④___	___⑤___
<b>PERMGNT7</b>	7) Education and training opportunities	___①___	___②___	___③___	___④___	___⑤___

97. When you felt you were treated unfairly compared to other employees in your company, how often did you react in each of the following ways?

SHOW CARD		Very often	Often	Sometimes	Seldom	Never
<b>UNFAIR1</b>	1) Just tried to endure by myself	___①___	___②___	___③___	___④___	___⑤___
<b>UNFAIR2</b>	2) Raised the problem officially	___①___	___②___	___③___	___④___	___⑤___
<b>UNFAIR3</b>	3) Contacted the labor union about the problem	___①___	___②___	___③___	___④___	___⑤___
<b>UNFAIR4</b>	4) Spent time inattentively or carelessly	___①___	___②___	___③___	___④___	___⑤___
<b>UNFAIR5</b>	5) Absent from work by providing a false excuse	___①___	___②___	___③___	___④___	___⑤___
<b>UNFAIR6</b>	6) Wanted to turnover to another company	___①___	___②___	___③___	___④___	___⑤___
<b>UNFAIR7</b>	7) Became more loyal to the company in order to be more rewarded	___①___	___②___	___③___	___④___	___⑤___
<b>UNFAIR8</b>	8) Disobeyed the company policies or procedures in order to get my fair share	___①___	___②___	___③___	___④___	___⑤___

98. To what extent do you agree or disagree with each of the following statements about your occupation?

SHOW CARD		Strongly agree	Agree	Neither agree nor disagree	Disagree	Strongly disagree
<b>OCCCOM1</b>	1) I definitely want a career for myself in this occupation.	___①___	___②___	___③___	___④___	___⑤___
<b>OCCCOM2</b>	2) This is the ideal vocation for a life work.	___①___	___②___	___③___	___④___	___⑤___
<b>OCCCOM3</b>	3) If I could do it all over again, I would choose to work in this profession.	___①___	___②___	___③___	___④___	___⑤___



99. How well does your company implement each of the following obligations?

SHOW CARD		Very well	Fairly well	Somewhat well	Not so well	Not well at all
ORGFULF1	1) To guarantee job security	___①___	___②___	___③___	___④___	___⑤___
ORGFULF2	2) To listen to employees' opinions	___①___	___②___	___③___	___④___	___⑤___
ORGFULF3	3) To provide support for employees' career development	___①___	___②___	___③___	___④___	___⑤___
ORGFULF4	4) To provide competitive fringe benefits and incentives	___①___	___②___	___③___	___④___	___⑤___
ORGFULF5	5) To treat employees like family members	___①___	___②___	___③___	___④___	___⑤___
ORGFULF8	6) To innovate organization for strengthening competitiveness of company	___①___	___②___	___③___	___④___	___⑤___
ORGFULF6	7) To share the company gains or profits	___①___	___②___	___③___	___④___	___⑤___
ORGFULF7	8) To implement family friendly policies	___①___	___②___	___③___	___④___	___⑤___

100. How much do you fulfill each of the following obligations towards your company?

SHOW CARD		Very much	Moderately	Somewhat	Little	Not at all
RFULF1	1) Staying on the job for a certain period of time.	___①___	___②___	___③___	___④___	___⑤___
RFULF2	2) Showing loyalty to the company	___①___	___②___	___③___	___④___	___⑤___
RFULF3	3) Taking voluntary efforts to enhance task capability	___①___	___②___	___③___	___④___	___⑤___
RFULF4	4) Doing overtime work if necessary	___①___	___②___	___③___	___④___	___⑤___
RFULF5	5) Sharing and transferring task skills and know-hows with the peers	___①___	___②___	___③___	___④___	___⑤___
RFULF6	6) Participating actively in innovations initiated by the company	___①___	___②___	___③___	___④___	___⑤___

101. To what extent do you agree or disagree with each of the following statements about your company?

SHOW CARD		Strongly agree	Agree	Neither agree nor disagree	Disagree	Strongly disagree
EQUITY1	1) My supervisors accept and are supportive of the criteria used for promotions and salary increases	___①___	___②___	___③___	___④___	___⑤___
EQUITY2	2) My supervisor can be relied upon when things get tough on my job	___①___	___②___	___③___	___④___	___⑤___
EQUITY3	3) My supervisor is willing to listen to my job-related problems	___①___	___②___	___③___	___④___	___⑤___
EQUITY4	4) The rules and procedures for distributing rewards (pay and promotions) are clearly stated and known by all	___①___	___②___	___③___	___④___	___⑤___
EQUITY5	5) There is a general feeling that the formal guidelines and procedures for promotions and pay increases should be followed even if we sometimes disagree with them	___①___	___②___	___③___	___④___	___⑤___
EQUITY6	6) I personally sometimes question, and do not precisely follow, the formal guidelines and procedures for how I should behave	___①___	___②___	___③___	___④___	___⑤___
EQUITY7	7) Other employees accept and supportive of the criteria used for promotions and salary increases	___①___	___②___	___③___	___④___	___⑤___
EQUITY8	8) My co-workers can be relied upon when things get tough on my job	___①___	___②___	___③___	___④___	___⑤___
EQUITY9	9) My co-workers are willing to listen to my job-related problems	___①___	___②___	___③___	___④___	___⑤___



※ The interview is now completed. Lastly, we would like to ask you an additional question. Since this survey is very complicated, I might have asked questions incorrectly or missed on some important questions. I would really appreciate if you could give me your name and telephone number so that I could confirm with you later about such mistakes. All information will remain strictly confidential.

What is your name? R' name : \_\_\_\_\_

What is your phone number? R's phone # : \_\_\_\_\_

What is your address? R's address : \_\_\_\_\_



《 The following questions are asked to interviewers 》

※ Please answer these questions right after the interview is completed with no respondents present

102. Interview date and time

Month \_\_\_\_\_ Date \_\_\_\_\_ Day \_\_\_\_\_

\_\_\_\_\_ a.m. \_\_\_\_\_ p.m FROM: Hour \_\_\_\_\_ Minute \_\_\_\_\_ TO: Hour \_\_\_\_\_ Minute \_\_\_\_\_


103. Who filled out this questionnaire?

- ☐ (1) Interviewer did all  
☐ (2) Respondent did all  
☐ (3) Respondent did partially

} (GO TO Q120)

☐

103.1 (IF RESPONDENT DID PARTIALLY) Question numbers that were filled out by the respondent

FROM: Q \_\_\_\_\_ TO: Q \_\_\_\_\_ FROM: Q \_\_\_\_\_ TO: Q \_\_\_\_\_

--	--	--	--	--	--	--	--	--	--

104. Were there any persons present during the interview? If so, who were those persons? Choose all that apply.

- ☐ (1) Children under age 6      ☐ (3) Spouse/ partner      ☐ (0) None  
☐ (2) Children above age 6      ☐ (4) Other adults

--	--	--	--	--	--	--	--	--	--

105. What was the respondent's attitude during the interview?

- ☐ (1) Very cooperative      ☐ (3) Not very cooperative  
☐ (2) Somewhat cooperative      ☐ (4) Not cooperative at all

☐

106. How good was the respondent's understanding of the questions?

- ☐ (1) Good      ☐ (2) Fair      ☐ (3) Poor

☐

107. How difficult was it to contact the respondent?

- ☐ (1) Very difficult      ☐ (3) Not very difficult  
☐ (2) Somewhat difficult      ☐ (4) Not difficult at all

☐

108. How difficult was it to conduct this interview with the respondent?

- ☐ (1) Very difficult      ☐ (3) Not very difficult  
☐ (2) Somewhat difficult      ☐ (4) Not difficult at all

☐

109.1 Which incentive did you suggest to provide? Choose all that apply.

- ☐ (1) Gift certificate      ☐ (2) Umbrella      ☐ (3) Towel

--	--	--	--	--	--	--	--	--	--

109.2 Which incentive did the respondent take? Choose all that apply.

- ☐ (1) Gift certificate      ☐ (2) Umbrella      ☐ (3) Towel      ☐ (9) DIDN'T TAKE

--	--	--	--	--	--	--	--	--	--

110. Final result of the interview

- ☐ (1) Complete      ☐ (2) Incomplete

☐

<INFORMATION ABOUT THE INTERVIEWER>

111. INTERVIEWER ID : \_\_\_\_\_

--	--	--	--	--	--	--	--	--	--

112. SEX : ☐ (1) MALE ☐ (2) FEMALE

☐

113. AGE: \_\_\_\_\_

--	--	--	--	--	--	--	--	--	--

114. AFFILIATION: \_\_\_\_\_ UNIVERSITY \_\_\_\_\_ DEPARTMENT \_\_\_\_\_ YEAR

--	--	--	--	--	--	--	--	--	--

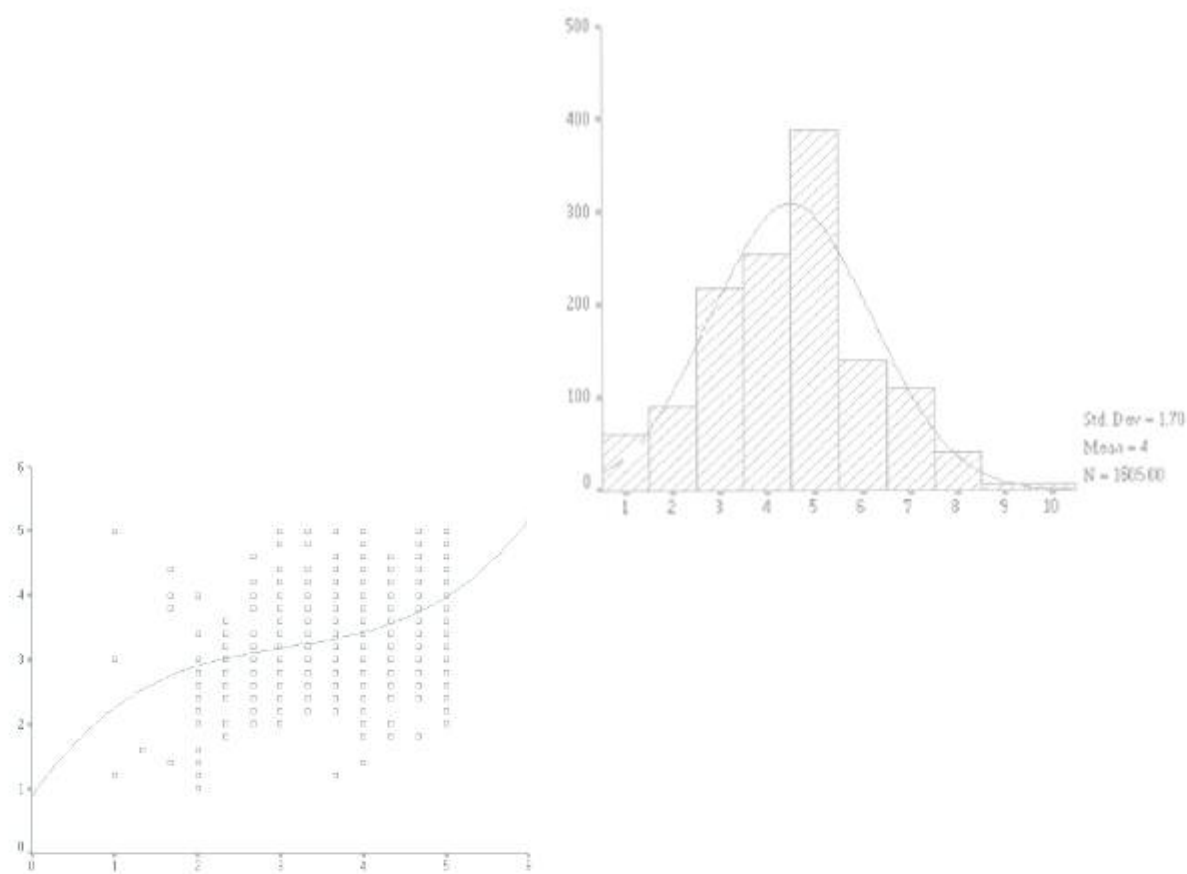
NAME: \_\_\_\_\_ TELEPHONE: \_\_\_\_\_



Block ID			Household ID	
			-	



# 2010 Korean General Social Survey



## Survey Research Center, Sungkyunkwan University

53-3 Myungryun-Dong, Jongno-Ku, Seoul 110-745, South Korea

(Tel.) +82-2-760-1270 (Fax) +82-2-744-6169 (E-mail) [srckgss@skku.edu](mailto:srckgss@skku.edu) (Web) <http://src.skku.edu>



The Survey Research Center (SRC) in the Sungkyunkwan University is currently conducting the Korean General Social Survey (KGSS), an annual national sample survey funded by the National Research Foundation of Korea (NRF). The purpose of this survey is to collect primary social data that can be widely used in cross-national comparative studies. Most Questions in this survey concern your opinions on some of the basic political, economic, and social phenomena. The survey also includes your opinion about two modular topics: environment, the 2010 module of the International Social Survey Programme (ISSP) that is participated by 47 countries all over the world; health, the 2010 module of the East Asian Social Survey (EASS) that is participated by 4 countries (Korea, China, Japan, and Taiwan) in East Asia.

Since we tried to select our respondents in a way to best represent the people in this country, the results of this survey are likely to lose the representativeness if you fail to respond to this interview. We sincerely would like to ask your cooperation so that this survey could produce valuable research data. Your answers will be kept strictly confidential and anonymous, of course. We would really appreciate it if you take time to answer every question in this survey.

June, 2010

Sang-Wook Kim, Prof.

Director, Survey Research Center, Sungkyunkwan Univ.



※ To begin with, I would like to ask you a few questions about this society and politics.

**KRPROUD**

1. How proud are you of being South Korean?

- \_\_\_\_ ① Very proud                      \_\_\_\_ ③ Not very proud                      \_\_\_\_ (8) DON'T KNOW  
 \_\_\_\_ ② Somewhat proud                      \_\_\_\_ ④ Not proud at all

2. I am going to name some institutions in this country. As far as the people running these institutions are concerned, would you say you have a great deal of confidence, only some confidence, or hardly any confidence at all in them?

SHOW CARD		A great deal confidence	Only some confidence	Hardly any confidence at all	DON'T KNOW
PROBING	<b>CONBUS</b> 1) Major companies	____ ① ____	____ ② ____	____ ③ ____	____ (8) ____
	<b>CONCLERG</b> 2) Organized religion	____ ① ____	____ ② ____	____ ③ ____	____ (8) ____
	<b>CONEDUC</b> 3) Education	____ ① ____	____ ② ____	____ ③ ____	____ (8) ____
	<b>CONLABOR</b> 4) Organized labor	____ ① ____	____ ② ____	____ ③ ____	____ (8) ____
	<b>CONPRESS</b> 5) Newspaper	____ ① ____	____ ② ____	____ ③ ____	____ (8) ____
	<b>CONTV</b> 6) TV	____ ① ____	____ ② ____	____ ③ ____	____ (8) ____
	<b>CONMEDIC</b> 7) Medicine	____ ① ____	____ ② ____	____ ③ ____	____ (8) ____
	<b>CONGOVT</b> 8) Executive branch of the national government	____ ① ____	____ ② ____	____ ③ ____	____ (8) ____
	<b>CONLGOVT</b> 9) Local government	____ ① ____	____ ② ____	____ ③ ____	____ (8) ____
	<b>CONLEGIS</b> 10) Congress	____ ① ____	____ ② ____	____ ③ ____	____ (8) ____
	<b>CONJUDGE</b> 11) The Supreme Court	____ ① ____	____ ② ____	____ ③ ____	____ (8) ____
	<b>CONSCI</b> 12) Scientific community	____ ① ____	____ ② ____	____ ③ ____	____ (8) ____
	<b>CONARMY</b> 13) Military	____ ① ____	____ ② ____	____ ③ ____	____ (8) ____
	<b>CONFINAN</b> 14) Banks and financial institutions	____ ① ____	____ ② ____	____ ③ ____	____ (8) ____
	<b>CONBLUHO</b> 15) The Blue House	____ ① ____	____ ② ____	____ ③ ____	____ (8) ____
	<b>CONCSO</b> 16) Civic Activist Organizations	____ ① ____	____ ② ____	____ ③ ____	____ (8) ____

**NORTHWHO**

3. What do you think North Korea is to us? Please choose one answer only among the following.

- \_\_\_\_ ① A country to support                      \_\_\_\_ ③ A country to guard against                      \_\_\_\_ (8) DON'T KNOW  
 \_\_\_\_ ② A country to cooperate with                      \_\_\_\_ ④ A country to fight against

**SEDISTAN**

4. Which country do you feel closest to among the following countries?

- \_\_\_\_ ① USA                      \_\_\_\_ ③ North Korea                      \_\_\_\_ ⑤ Russia  
 \_\_\_\_ ② Japan                      \_\_\_\_ ④ China                      \_\_\_\_ (8) DON'T KNOW

**UNIFI**

5. To what extent do you think the unification between South and North Korea is necessary?

- \_\_\_\_ ① Very necessary                      \_\_\_\_ ③ Somewhat unnecessary                      \_\_\_\_ (8) DON'T KNOW  
 \_\_\_\_ ② Somewhat necessary                      \_\_\_\_ ④ Very unnecessary



**CURGOV**

6. On the whole, how good do you think the current government is in administering state affairs?

- |                             |                     |
|-----------------------------|---------------------|
| ___ ① Very good             | ___ ④ Somewhat poor |
| ___ ② Somewhat good         | ___ ⑤ Very poor     |
| ___ ③ Neither good nor poor | ___ (8) DON'T KNOW  |

☐

**PARTYID**

7. Currently which political party do you support most?

- |                                 |  |
|---------------------------------|--|
| ___ ① Grand National Party      | ___ ⑦ Solidarity for New Progressive Party |
| ___ ② Democratic Party          | ___ ⑧ The Participation Party              |
| ___ ③ The Liberty Forward Party | ___ (66) OTHER (SPECIFY : _____ )          |
| ___ ④ Future Hope Alliance      | ___ (77) NONE OF THESE                     |
| ___ ⑤ Democratic Labor Party    | ___ (88) DON'T KNOW                        |
| ___ ⑥ The Creative Korea Party  |  |

☐

**VOTE07**

8. Did you vote in the South Korean Presidential elections(December 19, 2007)?

- |                         |                              |
|-------------------------|------------------------------|
| ___ ① Voted(GO TO Q8.1) | ___ ② Did not vote(GO TO Q9) |
|                         | ___ (8) DON'T KNOW           |
|                         | ___ (9) NOT ELIGIBLE         |

☐

**VOTE07I (IF YOU VOTED IN PRESIDENTIAL ELECTION)**

8.1 Which party's candidate did you vote in the December(2007)'s Presidential elections?

SHOW  
CARD

- |   |  |
|---|--|
| ___ ① United New Democratic Party, Chung Dong Young | ___ ⑤ The Creative Korea Party, Moon Kook hyun |
| ___ ② Grand National Party, Lee Myung-Bak           | ___ (66) OTHER (SPECIFY : _____ )              |
| ___ ③ Democratic Labor Party, Kwon Young Ghil       | ___ (88) NONE                                  |
| ___ ④ The Democratic Party, Rhee In-Je              |  |

☐

**VOTE10**

9. Did you vote in the 5th Nationwide local elections(June 2, 2010)?

- |                         |                               |
|-------------------------|-------------------------------|
| ___ ① Voted(GO TO Q9.1) | ___ ② Did not vote(GO TO Q10) |
|                         | ___ (8) DON'T KNOW            |
|                         | ___ (9) NOT ELIGIBLE          |

☐

**VOTE10I (IF YOU VOTED IN THE 5TH NATIONWIDE LOCAL ELECTION)**

9.1 Which party's heads of local governments candidate did you vote in the June(2010)'s the 5th Nationwide local elections?

SHOW  
CARD

- |                                 |  |
|---------------------------------|--|
| ___ ① Grand National Party      | ___ ⑥ Creative Korea Party                 |
| ___ ② Democratic Party          | ___ ⑦ Solidarity for New Progressive Party |
| ___ ③ The Liberty Forward Party | ___ ⑧ The Participation Party              |
| ___ ④ Future Hope Alliance      | ___ (66) OTHER (SPECIFY : _____ )          |
| ___ ⑤ Democratic Labor Party    | ___ (88) NONE                              |

☐

**PARTYLR**

10. To what degree do you think yourself politically liberal or conservative?

PROBI  
NG

- |  |                             |
|--|-----------------------------|
| ___ ① Very liberal                     | ___ ④ Somewhat conservative |
| ___ ② Somewhat liberal                 | ___ ⑤ Very conservative     |
| ___ ③ Neither liberal nor conservative | ___ (8) DON'T KNOW          |

☐



**SATPOL**

11. How satisfied are you with the current state of politics in South Korea?

PROBING

- \_\_\_ ① Very satisfied  
 \_\_\_ ② Somewhat satisfied  
 \_\_\_ ③ Neither satisfied nor dissatisfied  
 \_\_\_ ④ Somewhat dissatisfied  
 \_\_\_ ⑤ Very dissatisfied  
 \_\_\_ (8) DON'T KNOW

**POLPROS**

12. Do you think the political conditions in South Korea will be much better, somewhat better, about the same, somewhat worse, or much worse?

- \_\_\_ ① Much better  
 \_\_\_ ② Somewhat better  
 \_\_\_ ③ About the same  
 \_\_\_ ④ Somewhat worse  
 \_\_\_ ⑤ Much worse  
 \_\_\_ (8) DON'T KNOW

13. Please tell me how good or poorly the government is handling each of the following issues.

SHOW CARD

Very good	Somewhat good	Neither good nor poor	Somewhat poor	Very poor	DON'T KNOW
-----------	---------------	-----------------------	---------------	-----------	------------

<b>EQWLTH</b>	1) Reducing income gap between rich and poor	___ ① ___	___ ② ___	___ ③ ___	___ ④ ___	___ ⑤ ___	___ (8) ___
<b>FEMPLYMT</b>	2) Expanding employment opportunities for women	___ ① ___	___ ② ___	___ ③ ___	___ ④ ___	___ ⑤ ___	___ (8) ___
<b>FIRMREG</b>	3) Deregulating rules on business	___ ① ___	___ ② ___	___ ③ ___	___ ④ ___	___ ⑤ ___	___ (8) ___
<b>LABORRE</b>	4) Arbitrating labor conflicts	___ ① ___	___ ② ___	___ ③ ___	___ ④ ___	___ ⑤ ___	___ (8) ___
<b>CORRUPT</b>	5) Preventing corruption	___ ① ___	___ ② ___	___ ③ ___	___ ④ ___	___ ⑤ ___	___ (8) ___
<b>REGIONLSM</b>	6) Resolving regional conflicts	___ ① ___	___ ② ___	___ ③ ___	___ ④ ___	___ ⑤ ___	___ (8) ___
<b>PUBORDER</b>	7) Establishing public order	___ ① ___	___ ② ___	___ ③ ___	___ ④ ___	___ ⑤ ___	___ (8) ___
<b>TAXFAIR</b>	8) Securing fair taxation policies	___ ① ___	___ ② ___	___ ③ ___	___ ④ ___	___ ⑤ ___	___ (8) ___
<b>NORTHPOL</b>	9) Policies toward North Korea	___ ① ___	___ ② ___	___ ③ ___	___ ④ ___	___ ⑤ ___	___ (8) ___
<b>EDUPOLCY</b>	10) Educational policies	___ ① ___	___ ② ___	___ ③ ___	___ ④ ___	___ ⑤ ___	___ (8) ___

**RANK**

14. In our society there are groups which tend to be towards the top and groups which tend to be towards the bottom. Below is a scale that runs from top (10) to bottom (1). Where would you put yourself now on this scale?

SHOW CARD

Bottom

Top

DK

\_\_\_ ① \_\_\_ ② \_\_\_ ③ \_\_\_ ④ \_\_\_ ⑤ \_\_\_ ⑥ \_\_\_ ⑦ \_\_\_ ⑧ \_\_\_ ⑨ \_\_\_ ⑩ \_\_\_ (88) \_\_\_

※ Next, I'm going to ask about your economic status and everyday life.

**SATFIN**

15. How satisfied are you with the economic condition of your family?

- \_\_\_ ① Very satisfied  
 \_\_\_ ② Somewhat satisfied  
 \_\_\_ ③ Neither satisfied nor dissatisfied  
 \_\_\_ ④ Somewhat dissatisfied  
 \_\_\_ ⑤ Very dissatisfied  
 \_\_\_ (8) DON'T KNOW

**FINRELO5**

16. Compared with South Korean families in general, would you say your family income is-far above average, above average, average, below average, or far below average?

- \_\_\_ ① Far above average  
 \_\_\_ ② Above average  
 \_\_\_ ③ Average  
 \_\_\_ ④ Below average  
 \_\_\_ ⑤ Far below average  
 \_\_\_ (8) DON'T KNOW



**PARSOL**

17. Compared to your parents when they were the age you are now, do you think your own standard of living now is much better, somewhat better, about the same, somewhat worse, or much worse than theirs was?

- |                       |                      |                          |
|-----------------------|----------------------|--------------------------|
| ___ ① Much better     | ___ ④ Somewhat worse | <input type="checkbox"/> |
| ___ ② Somewhat better | ___ ⑤ Much worse     |                          |
| ___ ③ About the same  | ___ (8) DON'T KNOW   |                          |

**KIDSOLO6**

18. When your children reach the age you are now, do you think their standard of living will be much better, somewhat better, about the same, somewhat worse, or much worse than yours? Please answer questions even if you don't have children.

- |                       |                      |                          |
|-----------------------|----------------------|--------------------------|
| ___ ① Much better     | ___ ④ Somewhat worse | <input type="checkbox"/> |
| ___ ② Somewhat better | ___ ⑤ Much worse     |                          |
| ___ ③ About the same  | ___ (8) DON'T KNOW   |                          |

**ECOPROS**

19. Do you think the economic conditions in South Korea will be much better, somewhat better, about the same, somewhat worse, or much worse?

- |                       |                      |                          |
|-----------------------|----------------------|--------------------------|
| ___ ① Much better     | ___ ④ Somewhat worse | <input type="checkbox"/> |
| ___ ② Somewhat better | ___ ⑤ Much worse     |                          |
| ___ ③ About the same  | ___ (8) DON'T KNOW   |                          |

**ATTEND**

20. How often do you attend religious services?

- |                                     |                                |                          |
|-------------------------------------|--------------------------------|--------------------------|
| ___ (01) A few times a week         | ___ (06) Once a year           | <input type="checkbox"/> |
| ___ (02) Once a week                | ___ (07) Less than once a year |                          |
| ___ (03) Two or three times a month | ___ (08) NEVER                 |                          |
| ___ (04) Once a month               | ___ (88) DON'T KNOW            |                          |
| ___ (05) Several times a year       |                                |                          |

**RELIG**

21. What is your religion?

- |                  |                                |                          |
|------------------|--------------------------------|--------------------------|
| ___ ① Buddhist   | ___ ④ No religion (GO TO Q.22) | <input type="checkbox"/> |
| ___ ② Protestant | ___ (77) OTHER (SPECIFY )      |                          |
| ___ ③ Catholic   |                                |                          |

**RELITEN (IF YOU HAVE A RELIGION)**

21.1. Do you call yourself a strong, or not a very strong follower of your religion?

- |                       |                       |                          |
|-----------------------|-----------------------|--------------------------|
| ___ ① Strong          | ___ ③ Not very strong | <input type="checkbox"/> |
| ___ ② Somewhat strong | ___ (8) DON'T KNOW    |                          |

**URBRURAL**

22. Which of the categories below comes closest to the type of place you are living in now?

- |  |                              |                                     |                          |
|--|------------------------------|-------------------------------------|--------------------------|
| ___ ① A big city                             | ___ ③ A small city or a town | ___ ⑤ A farm or home in the country | <input type="checkbox"/> |
| ___ ② The suburbs or outskirts of a big city | ___ ④ A country village      | ___ (8) DON'T KNOW                  |                          |

**FINALTER**

23. During the last few years, has the financial situation of your household been getting much better, somewhat better, stayed the same, somewhat worse, or much worse?

- |                       |                      |                          |
|-----------------------|----------------------|--------------------------|
| ___ ① Much better     | ___ ④ Somewhat worse | <input type="checkbox"/> |
| ___ ② Somewhat better | ___ ⑤ Much worse     |                          |
| ___ ③ Stayed the same | ___ (8) DON'T KNOW   |                          |



**FINPROS**

24. Within the next 10 years, do you think the financial situation of your household will be getting much better, somewhat better, about the same, somewhat worse, or much worse than now?

\_\_\_ ① Much better

\_\_\_ ④ Somewhat worse

\_\_\_ ② Somewhat better

\_\_\_ ⑤ Much worse

\_\_\_ ③ About the same

\_\_\_ (8) DON'T KNOW

**※ Next, I'm going to ask about your family.****KIDNUMIO**

25. How many children (sons and daughters) have you had? Please include those who are living together with you or not and also include those who were born by natural birth or who were adopted (Don't include, however, those who are deceased).

Total: \_\_\_\_\_

\_\_\_ (00) NONE

**HOMPOP**

26. How many family members, including yourself, live at your residence? Do not include those who are temporarily living elsewhere due to schooling, employment, military service, etc.

NUMBER OF FAMILY MEMBERS LIVING WITH RESPONDENT: \_\_\_\_\_

**SEPAPOP**

27. Are there any family members who are living somewhere else due to schooling, employment, military service, etc? (If there are) How many such persons are there?

NUMBER OF FAMILY MEMBERS LIVING AWAY FROM RESPONDENT: \_\_\_\_\_ (00) NONE

**UNRELAT**

28. How many persons live in your house who are not your family members (e.g., friends, partner, etc.)?

NUMBER OF NON-FAMILY MEMBERS LIVING WITH RESPONDENT: \_\_\_\_\_ (00) NONE



29. I would like to ask about your relationship with your family members. Family members include those living in your house, living somewhere else, and those who are not blood-related to you but live in your house. Please answer the following questions accordingly.

(WRITE DOWN THE PERSON'S RELATIONSHIP TO THE RESPONDENT FIRST, AND THEN ASK THE PERSON'S SEX, AGE, MARITAL STATUS, CO-RESIDENCE STATUS, THE REASON FOR LIVING ELSEWHERE, EMPLOYMENT STATUS, AND THE REASON FOR NOT WORKING. MAKE SURE TO ASK ABOUT EACH AND EVERYONE COUNTED IN QUESTIONS 26, 27 AND 28 ABOVE.)

- 1) Relation to respondent
- 2) Is [PERSON] male or female?
- 3) How old is [PERSON]?
- 4) Is [PERSON] now married, widowed, divorced, separated, cohabiting, or never married?
- 5) Is [PERSON] living in your house, or is [PERSON] staying somewhere else?
- 6) (IF [PERSON] IS TEMPORARILY STAYING ELSEWHERE) What is the primary reason for not living together?
- 7) Is [PERSON] currently working for pay?
- 8) (IF NOT WORKING) What is the primary reason for not working?

SERIAL NUMBER	1) Relation to respondent		2) Sex		3) Age	4) Marital status		5) Co-Residence Status				7) Employment status			
	Relation	Code	① M	② F		Status	Code	① Living together	② Not living together	6) Reason for not living together		① Employed	② Not employed	8) Reason for not working	
										Reason	Code			Reason	Code
1	RELATE		SEX		AGE	MARITAL		AWAY		WHYAWY		EMPTY		WHYNOE	
2	RELATE2		GENDER2		OLD2	MAR2		AWAY2		WHYAWY2		EMPTY2		WHYNOE2	
3	RELATE3		GENDER3		OLD3	MAR3		AWAY3		WHYAWY3		EMPTY3		WHYNOE3	
4	RELATE4		GENDER4		OLD4	MAR4		AWAY4		WHYAWY4		EMPTY4		WHYNOE4	
5	RELATE5		GENDER5		OLD5	MAR5		AWAY5		WHYAWY5		EMPTY5		WHYNOE5	
6	RELATE6		GENDER6		OLD6	MAR6		AWAY6		WHYAWY6		EMPTY6		WHYNOE6	
7	RELATE7		GENDER7		OLD7	MAR7		AWAY7		WHYAWY7		EMPTY7		WHYNOE7	
8	RELATE8		GENDER8		OLD8	MAR8		AWAY8		WHYAWY8		EMPTY8		WHYNOE8	
9	RELATE9		GENDER9		OLD9	MAR9		AWAY9		WHYAWY9		EMPTY9		WHYNOE9	
10	RELATE10		GENDER10		OLD10	MAR10		AWAY10		WHYAWY10		EMPTY10		WHYNOE10	

#### 《 CODE LISTS 》

1) Relation to respondent			4) Marital status	6) Reasons for living elsewhere	8) Reasons for not working	
(01) Respondent	(11)Grand child	(21) Parent's sibling	① Married	(01) Schooling	(01) Below school age	(11)Searching for job
(02) Spouse	(12) Grand child's spouse	(22) Friend	② Widowed	(02) Employment	(02) In school	(12)Studying
(03) 1st child	(13) Parent	(23) Boarder	③ Divorced	(03) Military service	(03) Staying at home	(13)In the army
(04) 2nd child	(14) Spouse's parent	(24) Housemaid	④ Separated	(04) Respondent's schooling	(04) Old age	(14)Business Failure
(05) 3rd child	(15) Sibling	(25) Partner	⑤ Never married	(05) Respondent's employment	(05) Illness	(15)Do not want to get a job
(06) 4th child	(16) Spouse's sibling	(26) Care provider	⑥ Cohabiting	(77) OTHER (SPECIFY:_____)	(06) Disabled	(17)Religious Belief
(07) 5th child	(17) Grand parent	(77) OTHER (SPECIFY:_____)			(07) Temporarily not working	(18)To Take care of family
(08) 6th child	(18) Nephew/Niece				(08) Unemployed	(19)Can't get a job
(09) 7th child	(19) Cousin				(09) Retired	(77) OTHER (SPECIFY:_____)
(10) Child's spouse	(20) Sibling's spouse				(10) Retired under the age limit	

HHWHO / HDHEAD / HHSEX / HHAGE / HHMARI / HHAWAY / HHWHYAWY / HHEMPLOY / HHWHYNOE

30. Who is the household head?

(WRITE DOWN THE SERIAL NUMBER AND RELATION TO THE RESPONDENT FROM THE ABOVE TABLE)

RELATION TO RESPONDENT: \_\_\_\_\_ SERIAL NUMBER: \_\_\_\_\_

--	--	--	--	--



※ Now, I would like to ask you about how much education you and your family members have received.

### EDUC

31. What is the highest level of school you have attended?

____ (00) NO FORMAL SCHOOL ____ (08) OTHERS (EX. SEODANG) ▼	____ (01) Elementary school      ____ (04) Junior college(Two or three-year course) ____ (02) Junior high school      ____ (05) College (Four-year course) ____ (03) High school      ____ (06) Graduate school (Masters) ____ (07) Graduate school (PhD)			<input type="text"/> <input type="text"/>
	<b>GRADUATE</b> 31.1 Did you graduate from this school, or are you currently attending?			<input type="text"/>
	____ ① Graduated ▼	____ ② Dropped out ▼ <b>DROPYR</b> 31.2 In what grade did you drop out? ____ GRADE	____ ③ Currently attending ▼ <b>CURRYR</b> 31.3 What grade are you in? ____ GRADE	<input type="text"/> <input type="text"/>
				<input type="text"/> <input type="text"/>

### HIEDUCYR

32. (If attended junior college or more) How long did you attend the formal schools after graduating from the high school?  
 \_\_\_\_ year

### SPEDUC

33. What is the highest level of school your spouse has attended?

____ (99) NO SPOUSE ____ (00) NO FORMAL SCHOOL ____ (08) OTHERS (EX. SEODANG) ▼	____ (01) Elementary school      ____ (04) Junior college(Two or three-year course) ____ (02) Junior high school      ____ (05) College (Four-year course) ____ (03) High school      ____ (06) Graduate school (Masters) ____ (07) Graduate school (PhD)			<input type="text"/> <input type="text"/>
	<b>SPGRAD</b> 33.1 Did your spouse graduate from this school, or is s/he currently attending?			<input type="text"/>
	____ ① Graduated ▼	____ ② Dropped out ▼ <b>SPDROPYR</b> 33.2 In what grade did s/he drop out? ____ GRADE	____ ③ Currently attending ▼ <b>SPCURRYR</b> 33.3 What grade is s/he in? ____ GRADE	<input type="text"/> <input type="text"/>
				<input type="text"/> <input type="text"/>

### PAEDUC

34. What is the highest level of school your father has attended?

____ (00) NO FORMAL SCHOOL ____ (08) OTHERS (EX. SEODANG) ____ (88) DON'T KNOW ▼	____ (01) Elementary school      ____ (04) Junior college(Two or three-year course) ____ (02) Junior high school      ____ (05) College (Four-year course) ____ (03) High school      ____ (06) Graduate school (Masters) ____ (07) Graduate school (PhD)			<input type="text"/> <input type="text"/>
	<b>PAGRAD</b> 34.1 Did your father graduate from this school, or is he currently attending?			<input type="text"/>
	____ ① Graduated ▼	____ ② Dropped out ▼ <b>PADROPYR</b> 34.2 In what grade did he drop out? ____ GRADE	____ ③ Currently attending ▼ <b>PACURRYR</b> 34.3 What grade is he in? ____ GRADE	<input type="text"/> <input type="text"/>
				<input type="text"/> <input type="text"/>

### MAEDUC

35. What is the highest level of school your mother has attended?

____ (00) NO FORMAL SCHOOL ____ (08) OTHERS (EX. SEODANG) ____ (88) DON'T KNOW ▼	____ (01) Elementary school      ____ (04) Junior college(Two or three-year course) ____ (02) Junior high school      ____ (05) College (Four-year course) ____ (03) High school      ____ (06) Graduate school (Masters) ____ (07) Graduate school (Ph. D)			<input type="text"/> <input type="text"/>
	<b>MAGRAD</b> 35.1 Did your mother graduate from this school, or is she currently attending?			<input type="text"/>
	____ ① Graduated ▼	____ ② Dropped out ▼ <b>MADROPYR</b> 35.2 In what grade did she drop out? ____ GRADE	____ ③ Currently attending ▼ <b>MACURRYR</b> 35.3 What grade is she in? ____ GRADE	<input type="text"/> <input type="text"/>
				<input type="text"/> <input type="text"/>



## ※ Next, I am going to ask about your main job.

INCMR

36. Do you have a job that provides income?

① Yes <input type="checkbox"/>	② No <input type="checkbox"/>
<b>EMPED</b> 36.1 Do you work for someone else? <div style="text-align: center;">① Yes <input type="checkbox"/></div>	<b>UNSRCH</b> 36.17 Over the last 7 days, did you actively look for a job? <div style="text-align: center;">① Yes <input type="checkbox"/></div> <div style="text-align: center;">② No <input type="checkbox"/></div>
<b>WGSTAT</b> 36.2 What is your employment status? <div style="text-align: center;">① Regular employee <input type="checkbox"/></div> <div style="text-align: center;">② Temporary employee <input type="checkbox"/></div> <div style="text-align: center;">③ Day labor <input type="checkbox"/></div>	<b>SFSTAT</b> 36.9 If not employed, are you working for the family, self-employed with no employees, or self-employed with employees? <div style="text-align: center;">① Working for family without being paid <input type="checkbox"/></div> <div style="text-align: center;">② Self-employed with no employees <input type="checkbox"/></div> <div style="text-align: center;">③ Self-employed with employees <input type="checkbox"/></div> <div style="text-align: center;">(GO TO Q 36.9.1)</div>
<b>WGPTFL</b> 36.3 Are you working part time or full time? <div style="text-align: center;">① Part-time <input type="checkbox"/></div> <div style="text-align: center;">② Full-time <input type="checkbox"/></div>	<b>SFNOHI</b> (IF SELF-EMPLOYED WITH EMPLOYEES) 36.9.1 How many employees do you employ <b>NUMBER OF EMPLOYEES:</b> _____
<b>WGWKHR</b> 36.4 How many hours a week do you work on average? _____ Hours _____ (888) DON'T KNOW	<b>SFPTFL</b> 36.10 Are you working part time or full time? <div style="text-align: center;">① Part-time <input type="checkbox"/></div> <div style="text-align: center;">② Full-time <input type="checkbox"/></div>
<b>WGTYNR / WGTENMO</b> 36.5 How long have you worked for this company? _____ Years _____ Months	<b>SFWKHR</b> 36.11 How many hours a week do you work on average? _____ Hours _____ (888) DON'T KNOW
<b>WGSTAB</b> 36.6 Is it possible to keep this job as long as you want? <div style="text-align: center;">① Yes <input type="checkbox"/></div> <div style="text-align: center;">② No <input type="checkbox"/></div> <div style="text-align: center;">(8) DON'T KNOW <input type="checkbox"/></div>	<b>SFTENYR/SFTENMO</b> 36.12 How long have you worked for the current work? _____ Years _____ Months
<b>WGSECT</b> 36.7 Are you employed by the government, a publicly owned firm, a private firm, or a non-profit organization? <div style="text-align: center;">① Government <input type="checkbox"/></div> <div style="text-align: center;">② Publicly owned firm <input type="checkbox"/></div> <div style="text-align: center;">③ Private firm <input type="checkbox"/></div> <div style="text-align: center;">④ Non-profit organization <input type="checkbox"/></div>	<b>SFWHY</b> 36.13. What is the main reason for self-employed? (1) To do my own work (2) To make more money (3) To decide work schedule by myself (4) Unable to get employed (5) Unable to get a job after retirement or laid-off (6) To run the family work (7) To maintain family life and work life (77) OTHER (SPECIFY: _____)
<b>WGUNN</b> 36.8 Are you a union member? <div style="text-align: center;">① Yes <input type="checkbox"/></div> <div style="text-align: center;">② No <input type="checkbox"/></div> <div style="text-align: center;">(GO TO Q36.8.1)</div>	<b>UNSTAT</b> 36.20 What type of job did you have at that time? <div style="text-align: center;">① Worked for government <input type="checkbox"/></div> <div style="text-align: center;">② Worked for private firm <input type="checkbox"/></div> <div style="text-align: center;">③ Worked for publicly owned firm <input type="checkbox"/></div> <div style="text-align: center;">④ Worked for non-profit organization <input type="checkbox"/></div> <div style="text-align: center;">⑤ Worked for family without being paid <input type="checkbox"/></div> <div style="text-align: center;">⑥ Self-employed with no employees <input type="checkbox"/></div> <div style="text-align: center;">⑦ Self-employed with employees <input type="checkbox"/></div> <div style="text-align: center;">(GO TO Q36.20.1)</div>
<b>WGUNNP(IF NOT UNION MEMBER)</b> 36.8.1 Were you a member of trade union before? <div style="text-align: center;">① Yes <input type="checkbox"/></div> <div style="text-align: center;">② No <input type="checkbox"/></div>	<b>UNNOHI</b> 36.20.1 How many employees did you employ? <b>NUMBER OF EMPLOYEES:</b> _____
<b>NUMSUP</b> 36.14.1 How many subordinates do you have in your workplace whom you manage and supervise? _____ persons (IF NOT HAVE, GO TO Q36.15)	<b>UNSUBO</b> 36.21 Did you have any subordinates in your workplace whom you directly managed and supervised? <div style="text-align: center;">① Yes <input type="checkbox"/></div> <div style="text-align: center;">② No <input type="checkbox"/></div>
<b>EMSUBO</b> 36.14.2 Do you have any subordinates in your workplace whom you directly manage and supervise? <div style="text-align: center;">① Yes <input type="checkbox"/></div> <div style="text-align: center;">② No <input type="checkbox"/></div> <div style="text-align: center;">(8) DON'T KNOW <input type="checkbox"/></div>	<b>UNWKHR</b> 36.22 How many hours a week did you work on average? _____ Hours _____ (888) DON'T KNOW
<b>RINCOMO/RINCOME</b> 36.15 Before taxes and other deductions, what is your total monthly average income from this job? This includes your base pay, bonuses, and other allowances. (IF THE RESPONDENT DOES NOT HAVE A REGULAR MONTHLY INCOME (EX. FARMER), THEN DIVIDE THE ESTIMATED ANNUAL INCOME BY 12.) ABOUT _____ MAN(10,000) WON (CODE NO.: _____) _____ (88) DON'T KNOW _____ (77) Refusal	<b>UNWKHR</b> 36.22 How many hours a week did you work on average? _____ Hours _____ (888) DON'T KNOW
<b>RXTINC/ RXTINCO/RXTINCM</b> 36.16 Beside income from your main job, do you have other sources of income? This includes interest or dividends, rent, social security, other pensions, alimony or child support, public aid (welfare), and armed forces or veteran's allotment. If any, what is your monthly average income? <div style="text-align: center;">① Yes <input type="checkbox"/></div> <div style="text-align: center;">② No <input type="checkbox"/></div> Other Monthly Average Income: _____ MAN(10,000) WON (CODE NO.: _____) _____ (88) DON'T KNOW _____ (77) Refusal	

INDUSTRY (INDUS08) / OCC(OCC08)

37. What kind of work do you normally do? What do you actually do in that job? If currently not working, tell me about your last job.

37.1. INDUSTRY: \_\_\_\_\_

37.2. OCCUPATION: \_\_\_\_\_



※ Next, I am going to ask about your spouse's main job.

SPINCMR

38. Does your spouse have a job that provides income?

(9) NO SPOUSE (GO TO Q.40)

<p style="text-align: center;">① Yes <input checked="" type="checkbox"/></p> <p><b>SPEMPED</b> 38.1 Does your spouse work for someone else?</p> <p style="text-align: center;">① Yes <input checked="" type="checkbox"/>      ② No <input type="checkbox"/></p> <p><b>SPWGSTAT</b> 38.2 What is your spouse's employment status?</p> <p>① Regular employee ② Temporary employee ③ Day labor</p> <p><b>SPWGPFTL</b> 38.3 Is your spouse working part time or full time?</p> <p>① Part-time    ② Full-time</p> <p><b>SPWGWKHR</b> 38.4 How many hours a week does your spouse work on average?</p> <p>Hours (888) DON'T KNOW</p> <p><b>SPWGSTAB</b> 38.5 Is it possible for your spouse to keep this job as long as s/he wants?</p> <p>① Yes    ② No (8) DON'T KNOW</p> <p><b>SPWGSECT</b> 38.6 Is your spouse employed by the government, a publicly owned firm, a private firm, or a non-profit organization?</p> <p>① Government ② Publicly owned firm ③ Private firm ④ Non-profit organization</p> <p><b>SPWGUNN</b> 38.7 Is your spouse a union member?</p> <p>① Yes ② No (GO TO Q38.7.1)</p> <p><b>SPWGUNNP(IF NOT UNION MEMBER)</b> 38.7.1 Was your spouse a member of trade union before?</p> <p>① Yes    ② No <input checked="" type="checkbox"/></p>	<p style="text-align: center;">② No <input checked="" type="checkbox"/></p> <p><b>SPUNSRCH</b> 38.15 Over the last 7 days, did your spouse actively look for a job?</p> <p>① Yes ② No</p> <p><b>SPUNXTN/SPUNXTNO/SPUNXTNM</b> 38.16 Does your spouse have any sources of income? This interest or dividends, rent, social security, other pensions, alimony or child support, public aid (welfare), and armed forces or veteran's allotment'.</p> <p>① Yes    ② No</p> <p>Monthly      Average      Income: MAN(10,000) WON (CODE NO.: )</p> <p>(88) DON'T KNOW</p> <p><b>SPUNWKEX</b> 38.17 Has your spouse ever had a paid job?</p> <p>① Yes ② No (GO TO Q.40)</p> <p><b>SPUNSTAT</b> 38.18 What type of job did your spouse have at that time?</p> <p>① Worked for government ② Worked for private firm ③ Worked for publicly owned firm ④ Worked for non-profit organization ⑤ Worked for family without being paid ⑥ Self-employed with no employees ⑦ Self-employed with employees (GO TO Q38.18.1)</p> <p><b>SPUNNOHI</b> 38.18.1 How many employees did your spouse employ?</p> <p>NUMBER OF EMPLOYEES: _____ (888) DON'T KNOW</p> <p><b>SPUNSUBO</b> 38.19 Did your spouse have any subordinates in the workplace whom s/he directly managed and supervised?</p> <p>① Yes    ② No (8) DON'T KNOW</p> <p><b>SPUNWKHR</b> 38.20 How many hours a week did your spouse work on average?</p> <p>Hours (888) DON'T KNOW</p>
<p><b>SPNUMSUP</b> 38.12.1 How many subordinates does your spouse have in the workplace whom s/he manages and supervises?</p> <p>_____ persons (IF NOT HAVE, GO TO Q38.13)</p> <p><b>SPEMSUBO</b> 38.12.2 Does your spouse have any subordinates in the workplace whom s/he directly manages and supervises?</p> <p>① Yes    ② No    (8) DON'T KNOW</p> <p><b>SPINCOMO / SPINCOME</b> 38.13 Before taxes and other deductions, what is your spouse's total monthly average income from this job? This includes his/her base pay, bonuses, and other allowances. (IF THE RESPONDENT'S SPOUSE DOES NOT HAVE A REGULAR MONTHLY INCOME (EX. FARMER), THEN DIVIDE THE ESTIMATED ANNUAL INCOME BY 12.)</p> <p>ABOUT _____ MAN(10,000) WON (CODE NO.: _____) (88) DON'T KNOW      (77) Refusal</p> <p><b>SPXTINC / SPXTINCO / SPXTINCM</b> 38.14 Beside income from the main job of your spouse, does your spouse have other sources of income? This includes interest or dividends, rent, social security, other pensions, alimony or child support, public aid (welfare), and armed forces or veteran's allotment'. If any, what is his/her monthly average income?</p> <p>① Yes    ② No <input checked="" type="checkbox"/></p> <p>Other Monthly Average Income: _____ MAN(10,000) WON (CODE NO.: _____) (88) DON'T KNOW      (77) Refusal</p>	

SPIND(SPIND08) / SPOCC(SPOCC08)

39. What kind of work does your spouse normally do? What does s/he actually do in that job? If currently not working, tell me about his/her last job.

39.1. INDUSTRY: \_\_\_\_\_

39.2. OCCUPATION: \_\_\_\_\_



**INCOMO / INCOME**

40. What is the approximate total monthly income of your household before tax deductions? Please include the income of all household members, including yourself, such as employment income, interest, property and rental income, pensions, various subsidies, or personal financial support received from others. (For agricultural income or similar, divide the annual income by 12 to enter the monthly amount, and be sure to account for the income of all household members listed in questions 26, 27, and 28, whether they live with you or not. However, exclude household members who do not share finances.)

APPROXIMATELY: \_\_\_\_\_ MAN(10,000) WON (CODE NUMBER:\_\_\_\_) \_\_\_\_ (88) DON'T KNOW \_\_\_\_ (77) Refusal

--	--	--	--	--	--	--	--

※ Next, I am going to ask about your health.

**HEALTHY**

41. In general, would you say your health is

- \_\_\_\_ ① Excellent  
 \_\_\_\_ ② Very good  
 \_\_\_\_ ③ Good  
 \_\_\_\_ ④ Fair  
 \_\_\_\_ ⑤ Poor

☐

42. The following questions are about activities you might do during a typical day. Does your health now limit you in these activities? If so, how much?

SHOW  
CARD

Yes, limited a lot	Yes, limited a little	No, not limited at all
--------------------	-----------------------	------------------------

**TABLE** 1) Moderate activities, such as moving a table, pushing a vacuum cleaner, bowling, or playing golf

\_\_\_\_\_ ① \_\_\_\_\_ ② \_\_\_\_\_ ③

**STAIRS** 2) Climbing several flights of stairs

\_\_\_\_\_ ① \_\_\_\_\_ ② \_\_\_\_\_ ③

43. During the past 4 weeks, how much of the time have you had any of the following problems with your work or other regular daily activities as a result of your physical health?

SHOW  
CARD

All of the time	Most of the time	Some of the time	A little of the time	None of the time
-----------------	------------------	------------------	----------------------	------------------

**HEALPRB1** 1) Accomplished less than you would like

\_\_\_\_\_ ① \_\_\_\_\_ ② \_\_\_\_\_ ③ \_\_\_\_\_ ④ \_\_\_\_\_ ⑤

**HEALPRB2** 2) Were limited in the kind of work or other activities

\_\_\_\_\_ ① \_\_\_\_\_ ② \_\_\_\_\_ ③ \_\_\_\_\_ ④ \_\_\_\_\_ ⑤

44. During the past 4 weeks, how much of the time have you had any of the following problems with your work or other regular daily activities as a result of any emotional problems (such as feeling depressed or anxious)?

SHOW  
CARD

All of the time	Most of the time	Some of the time	A little of the time	None of the time
-----------------	------------------	------------------	----------------------	------------------

**EMOTPRB1** 1) Accomplished less than you would like

\_\_\_\_\_ ① \_\_\_\_\_ ② \_\_\_\_\_ ③ \_\_\_\_\_ ④ \_\_\_\_\_ ⑤

**EMOTPRB2** 2) Did work or other activities less carefully than usual

\_\_\_\_\_ ① \_\_\_\_\_ ② \_\_\_\_\_ ③ \_\_\_\_\_ ④ \_\_\_\_\_ ⑤

**PAIN**

45. During the past 4 weeks, how much did pain interfere with your normal work (including both work outside the home and housework)?

- \_\_\_\_ ① Not at all  
 \_\_\_\_ ② A little bit  
 \_\_\_\_ ③ Moderately  
 \_\_\_\_ ④ Quite a bit  
 \_\_\_\_ ⑤ Extremely  
 \_\_\_\_ (8) DON'T KNOW

☐



46. These questions are about how you feel and how things have been with you during the past 4 weeks. For each question, please give the one answer that comes closest to the way you have been feeling. How much of the time during the past 4 weeks...

SHOW  
CARD

All of the time	Most of the time	Some of the time	A little of the time	None of the time
-----------------	------------------	------------------	----------------------	------------------

**FEELPCE** 1) Have you felt calm and peaceful?

\_\_\_ ① \_\_\_ \_\_\_ ② \_\_\_ \_\_\_ ③ \_\_\_ \_\_\_ ④ \_\_\_ \_\_\_ ⑤ \_\_\_

**FEELACTV** 2) Did you have a lot of energy?

\_\_\_ ① \_\_\_ \_\_\_ ② \_\_\_ \_\_\_ ③ \_\_\_ \_\_\_ ④ \_\_\_ \_\_\_ ⑤ \_\_\_

**FEELDPRS** 3) Have you felt downhearted and depressed?

\_\_\_ ① \_\_\_ \_\_\_ ② \_\_\_ \_\_\_ ③ \_\_\_ \_\_\_ ④ \_\_\_ \_\_\_ ⑤ \_\_\_

**HARDSOC**

47. During the past 4 weeks, how much of the time has your physical health or emotional problems interfered with your social activities (like visiting friends, relatives, etc.)?

\_\_\_ ① All of the time

\_\_\_ ④ A little of the time

\_\_\_ ② Most of the time

\_\_\_ ⑤ None of the time

\_\_\_ ③ Some of the time

\_\_\_ ⑧ DON'T KNOW

48. To what extent do you agree or disagree with each of the following statements?

SHOW  
CARD

Strongly agree	Somewhat agree	Neither agree nor disagree	Somewhat disagree	Strongly disagree
----------------	----------------	----------------------------	-------------------	-------------------

**HOPELESS** 1) The future seems to me to be hopeless, and I can't believe that things are changing for the better.

\_\_\_ ① \_\_\_ \_\_\_ ② \_\_\_ \_\_\_ ③ \_\_\_ \_\_\_ ④ \_\_\_ \_\_\_ ⑤ \_\_\_

**HARDGOAL** 2) I feel that it is impossible for me to reach the goals that I would like to strive for

\_\_\_ ① \_\_\_ \_\_\_ ② \_\_\_ \_\_\_ ③ \_\_\_ \_\_\_ ④ \_\_\_ \_\_\_ ⑤ \_\_\_

**CHRONIC**

49. Do you have chronic diseases or longstanding health problems?

\_\_\_ ① Yes

\_\_\_ ② No (**GO TO Q50**)

49.1 What are they? Please choose all that apply.

PROBI  
NG

Yes	No
-----	----

Yes	No
-----	----

**HYPRTNIO** 1) Hypertension

\_\_\_ ① \_\_\_ \_\_\_ ② \_\_\_

**ASTHMAIO** 4) Respiratory problem (asthma, chronic cough)

\_\_\_ ① \_\_\_ \_\_\_ ② \_\_\_

**DIABETIO** 2) Diabetes

\_\_\_ ① \_\_\_ \_\_\_ ② \_\_\_

**OTHPRB** (7) Others (Specify \_\_\_\_\_)

\_\_\_ ① \_\_\_ \_\_\_ ② \_\_\_

**HEARTPIO** 3) Heart disease

\_\_\_ ① \_\_\_ \_\_\_ ② \_\_\_

**HEIGHT / WEIGHT**

50. What is your height and weight? (If you are currently pregnant, write in the weight before your pregnancy)

1) Height \_\_\_\_\_ cm

2) Weight \_\_\_\_\_ kg


**FREQSMOK**

51. How often do you smoke?

SHOW  
CARD

\_\_\_ ① Daily

\_\_\_ ③ Several times a month

\_\_\_ ⑤ Never (**GO TO Q52**)

\_\_\_ ② Several times a week \_\_\_ ④ Several times a year or less often

\_\_\_ ⑧ DON'T KNOW (**GO TO Q52**)

**DURSMOK** 51.1 For how many years have you smoked? \_\_\_\_\_ year(s)

**FREQDRNK**

52. How often do you drink alcoholic drinks?

SHOW  
CARD

\_\_\_ ① Daily

\_\_\_ ④ Several times a year or less often

\_\_\_ ② Several times a week

\_\_\_ ⑤ Never

\_\_\_ ③ Several times a month

\_\_\_ ⑧ DON'T KNOW



**FREQEXER**

53. How often do you do physical activity for at least 20 minutes that makes you sweat or breath heavier than usual?

SHOW  
CARD

\_\_\_ ① Daily

\_\_\_ ② Several times a week

\_\_\_ ③ Several times a month

\_\_\_ ④ Several times a year or less often

\_\_\_ ⑤ Never

\_\_\_ ⑥ DON'T KNOW

☐
**HLTHEXAM**

54. During the last three years, did you have any health checkup?

\_\_\_ ① Yes, regularly

\_\_\_ ② Yes, but not regularly

\_\_\_ ③ No

☐
**STRESFUL**

55. People sometimes get stressed in their daily life. How stressed do you usually get in your daily life?

\_\_\_ ① Very much stressed

\_\_\_ ② Somewhat stressed

\_\_\_ ③ Not stressed much

\_\_\_ ④ Almost never stressed

☐
**GOHOSP**

56. During the last 12 months, how often did you go to see a doctor? (Please answer your own diseases or injuries. Do not include escorting or visitations.)

SHOW  
CARD

\_\_\_ ① Several times a week

\_\_\_ ② About Once a week

\_\_\_ ③ About Once a month

\_\_\_ ④ Several times a year

\_\_\_ ⑤ About Once a year

\_\_\_ ⑥ None

☐

57. How much do you worry about each of the following when it comes to yourself and your family?

SHOW  
CARD

Very much

A little

Not so  
much

Not at all

**WRYTRTMT** 1) Unable to receive health care when needed

\_\_\_ ① \_\_\_

\_\_\_ ② \_\_\_

\_\_\_ ③ \_\_\_

\_\_\_ ④ \_\_\_

**WRYMONEY** 2) Unable to pay the cost when someone get a serious illness or condition

\_\_\_ ① \_\_\_

\_\_\_ ② \_\_\_

\_\_\_ ③ \_\_\_

\_\_\_ ④ \_\_\_

**DISLKHSP**

58. During the last 12 months, did you refrain from going to see a doctor, even though you were ill or injured? Please include a cold.

\_\_\_ ① Yes, I did

\_\_\_ ② No, I did not

\_\_\_ ③ I was not ill or injured during the last 12 months(N.A)

} (GO TO Q59)

☐

58.1 (IF YOU REFRAINED) Why is it? Please circle all that apply.

Yes No

Yes No

**MUCHWAIT** 1) Waiting time is too long

\_\_\_ ① \_\_\_

\_\_\_ ② \_\_\_

**HATEHOSP** 6) I do not like to see a doctor

\_\_\_ ① \_\_\_

\_\_\_ ② \_\_\_

**MUCHCOST** 2) It costs too much

\_\_\_ ① \_\_\_

\_\_\_ ② \_\_\_

**NOTIME**

7) There is no time to see a

\_\_\_ ① \_\_\_

\_\_\_ ② \_\_\_

**FEWHOSP** 3) There is no hospital or doctor's office nearby

\_\_\_ ① \_\_\_

\_\_\_ ② \_\_\_

**NONEED**

8) I thought that there is no need

\_\_\_ ① \_\_\_

\_\_\_ ② \_\_\_

**NOTTOGO** 4) I do not know where to go

\_\_\_ ① \_\_\_

\_\_\_ ② \_\_\_

**NOINSR**

9) I do not have active health

\_\_\_ ① \_\_\_

\_\_\_ ② \_\_\_

**NOCAR** 5) I have no transportation

\_\_\_ ① \_\_\_

\_\_\_ ② \_\_\_

**OTHRSN**

(77) Others (Specify \_\_\_\_\_)

\_\_\_ ① \_\_\_

\_\_\_ ② \_\_\_

**TYPEINSR**

59. What kind of health insurance do you have?

SHOW  
CARD

\_\_\_ ① Public health insurance only

\_\_\_ ② Public health insurance and private insurance

\_\_\_ ③ Private health insurance only

\_\_\_ ④ No health insurance at all

\_\_\_ ⑤ DON'T KNOW



60. Have you ever received the following treatment during the last 12 months?

- ACUPNTUR** 1) Acupuncture or moxibustion (cupping)  
**HERB** 2) Oriental herbal medicine  
**MASSAGE** 3) Acupressure or clinical massage

Yes	No
___①___	___②___
___①___	___②___
___①___	___②___

61. During the past 12 months, did your kin (family or relatives) do the following things for you when you needed it? If yes, how often? Very often, often, sometimes or seldom?

SHOW  
CARD

- CNSLTfam** 1) Listening to personal problems or concerns  
**ECONfam** 2) Providing financial support  
**OTHFam** 3) Taking care of household chores (ex. housework, childcare, nursing care)

Very Often	Often	Some -times	Seldom	Not at all	No, do not have such needs	No such persons available
------------	-------	-------------	--------	------------	----------------------------	---------------------------

___①___	___②___	___③___	___④___	___⑤___	___(8)___	___(9)___
___①___	___②___	___③___	___④___	___⑤___	___(8)___	___(9)___
___①___	___②___	___③___	___④___	___⑤___	___(8)___	___(9)___

62. During the past 12 months, did your non-kin (friends, colleagues, or neighbors) do the following things for you when you needed it? If yes, how often? Very often, often, sometimes or seldom?

SHOW  
CARD

- CNSLTOTH** 1) Listening to personal problems or concerns  
**ECONOTH** 2) Providing financial support  
**OTHLP** 3) Taking care of household chores (ex. housework, childcare, nursing care)

Very Often	Often	Some -times	Seldom	Not at all	No, do not have such needs	No such persons available
------------	-------	-------------	--------	------------	----------------------------	---------------------------

___①___	___②___	___③___	___④___	___⑤___	___(8)___	___(9)___
___①___	___②___	___③___	___④___	___⑤___	___(8)___	___(9)___
___①___	___②___	___③___	___④___	___⑤___	___(8)___	___(9)___

63. During the past 12 months, did your professional workers (social workers, caretakers, or therapists) do the following things for you when you needed it? If yes, how often? Very often, often, sometimes or seldom?

SHOW  
CARD

- CNSLTEXP** 1) Listening to personal problems or concerns  
**ECONEXP** 2) B Providing financial support  
**OTHEXP** 3) Taking care of household chores (ex. housework, childcare, nursing care)

Very Often	Often	Some -times	Seldom	Not at all	No, do not have such needs	No such persons available
------------	-------	-------------	--------	------------	----------------------------	---------------------------

___①___	___②___	___③___	___④___	___⑤___	___(8)___	___(9)___
___①___	___②___	___③___	___④___	___⑤___	___(8)___	___(9)___
___①___	___②___	___③___	___④___	___⑤___	___(8)___	___(9)___

#### CANTRUST

64. Generally speaking, would you say that people can be trusted or that you can't be too careful in dealing with people?

- \_\_\_①\_\_\_ People can almost always be trusted    \_\_\_③\_\_\_ You usually can't be too careful in dealing with people  
 \_\_\_②\_\_\_ People can usually be trusted    \_\_\_④\_\_\_ You almost always can't be too careful in dealing with people

\_\_\_(8)\_\_\_ DON'T KNOW



65. How severe are the following issues in the area of your local residence?

SHOW  
CARD

**AIRPOL**

1) Air pollution

Very severe

\_\_\_\_\_ ① \_\_\_\_\_

Somewhat  
severe

\_\_\_\_\_ ② \_\_\_\_\_

Not so severe

\_\_\_\_\_ ③ \_\_\_\_\_

Not severe  
at all

\_\_\_\_\_ ④ \_\_\_\_\_

**WATERPOL**

2) Water pollution

\_\_\_\_\_ ① \_\_\_\_\_

\_\_\_\_\_ ② \_\_\_\_\_

\_\_\_\_\_ ③ \_\_\_\_\_

\_\_\_\_\_ ④ \_\_\_\_\_

**NOISE**

3) Noise pollution

\_\_\_\_\_ ① \_\_\_\_\_

\_\_\_\_\_ ② \_\_\_\_\_

\_\_\_\_\_ ③ \_\_\_\_\_

\_\_\_\_\_ ④ \_\_\_\_\_

66. We would like to ask about the area 1km (approximately 15 minutes on foot) around your home. To what extent do you agree or disagree with each of the following statements?

SHOW  
CARD

Strongly  
agree

Somewhat  
agree

Neither  
agree nor  
disagree

Somewhat  
disagree

Strongly  
disagree

**GOOD2WLK**

1) The neighborhood is suitable for doing exercise such as jogging or walking

\_\_\_\_\_ ① \_\_\_\_\_

\_\_\_\_\_ ② \_\_\_\_\_

\_\_\_\_\_ ③ \_\_\_\_\_

\_\_\_\_\_ ④ \_\_\_\_\_

**FRESHVEG**

2) A large selection of fresh fruits and/or vegetable is available in the neighborhood

\_\_\_\_\_ ① \_\_\_\_\_

\_\_\_\_\_ ② \_\_\_\_\_

\_\_\_\_\_ ③ \_\_\_\_\_

\_\_\_\_\_ ④ \_\_\_\_\_

**FACLITY**

3) The neighborhood has adequate public facilities (community center, library, park, etc.)

\_\_\_\_\_ ① \_\_\_\_\_

\_\_\_\_\_ ② \_\_\_\_\_

\_\_\_\_\_ ③ \_\_\_\_\_

\_\_\_\_\_ ④ \_\_\_\_\_

**SAFE**

4) The neighborhood is safe

\_\_\_\_\_ ① \_\_\_\_\_

\_\_\_\_\_ ② \_\_\_\_\_

\_\_\_\_\_ ③ \_\_\_\_\_

\_\_\_\_\_ ④ \_\_\_\_\_

**CARES**

5) The neighbors are mutually concerned for each other

\_\_\_\_\_ ① \_\_\_\_\_

\_\_\_\_\_ ② \_\_\_\_\_

\_\_\_\_\_ ③ \_\_\_\_\_

\_\_\_\_\_ ④ \_\_\_\_\_

**WILNGHLP**

6) The neighbors are willing to provide assistance when I am in need

\_\_\_\_\_ ① \_\_\_\_\_

\_\_\_\_\_ ② \_\_\_\_\_

\_\_\_\_\_ ③ \_\_\_\_\_

\_\_\_\_\_ ④ \_\_\_\_\_

**VACCIN**

67. Were you vaccinated against influenza (of any type) during the last 12 months?

\_\_\_\_\_ ① Yes

\_\_\_\_\_ ② No

☐

**WRRYINFLU**

68. How much were you concerned about the new strain of influenza outbreak among people in 2009?

\_\_\_\_\_ ① Very much

\_\_\_\_\_ ③ Not so much

\_\_\_\_\_ ② A little

\_\_\_\_\_ ④ Not at all

☐

**NEEDCARE**

69. Is there anyone among your family members, whether living together or not, who needs care because of a long-term physical or mental illness or disability, or is getting old and weak?

\_\_\_\_\_ ① Yes

\_\_\_\_\_ ② No (GO TO Q70)

☐

**RESPCARE**

69.1 (IF YOU HAVE) Are you the major care giver for at least one of them?

\_\_\_\_\_ ① Yes

\_\_\_\_\_ ② No

☐

70. Next we would like to talk about your feelings about getting older. Please indicate how strongly you agree or disagree with the following statements.

SHOW  
CARD

Strongly  
agree

Some-  
what  
agree

Neither  
agree  
nor  
disagree

Somewhat  
disagree

Strongly  
disagree

**WORRY1**

1) I worry about not being able to get around on my own as I get older

\_\_\_\_\_ ① \_\_\_\_\_

\_\_\_\_\_ ② \_\_\_\_\_

\_\_\_\_\_ ③ \_\_\_\_\_

\_\_\_\_\_ ④ \_\_\_\_\_

\_\_\_\_\_ ⑤ \_\_\_\_\_

**WORRY2**

2) I worry others will have to make decisions for me as I get older

\_\_\_\_\_ ① \_\_\_\_\_

\_\_\_\_\_ ② \_\_\_\_\_

\_\_\_\_\_ ③ \_\_\_\_\_

\_\_\_\_\_ ④ \_\_\_\_\_

\_\_\_\_\_ ⑤ \_\_\_\_\_

**WORRY3**

3) Financial dependence on others is one of my greatest fears about old age

\_\_\_\_\_ ① \_\_\_\_\_

\_\_\_\_\_ ② \_\_\_\_\_

\_\_\_\_\_ ③ \_\_\_\_\_

\_\_\_\_\_ ④ \_\_\_\_\_

\_\_\_\_\_ ⑤ \_\_\_\_\_

**WORRY4**

4) I worry that I will have to live with my adult children when I am older

\_\_\_\_\_ ① \_\_\_\_\_

\_\_\_\_\_ ② \_\_\_\_\_

\_\_\_\_\_ ③ \_\_\_\_\_

\_\_\_\_\_ ④ \_\_\_\_\_

\_\_\_\_\_ ⑤ \_\_\_\_\_

**WORRY5**

5) I worry that I will not be able to live with my adult children when I am older

\_\_\_\_\_ ① \_\_\_\_\_

\_\_\_\_\_ ② \_\_\_\_\_

\_\_\_\_\_ ③ \_\_\_\_\_

\_\_\_\_\_ ④ \_\_\_\_\_

\_\_\_\_\_ ⑤ \_\_\_\_\_



71. Have you ever done or has anyone told you that you have done the following behavior excessively?

PROBING		YES	NO
TELLDRNK	1) Drinking	①	②
TELLSMOK	2) Smoking	①	②
TELLGMBL	3) Gambling	①	②
TELLGAME	4) Video/Internet games (including cell phone games)	①	②

72. Is there anyone living together who has done the following behavior excessively?

PROBING		YES	NO
FAMDRNK	1) Drinking	①	②
FAMSMOK	2) Smoking	①	②
FAMGMBL	3) Gambling	①	②
FAMGAME	4) Video/Internet games (including cell phone games)	①	②

### HAPPINESS

73. If you were to consider your life in general these days, how happy or unhappy would you say you are, on the whole...

SHOW CARD	Very happy	Very unhappy	DK	
	①	②	③	④
		⑤	⑥	

### CHNGWGHT

74. What do you think about your current weight?

① I would like to lose weight	④ I would like to gain weight a little	
② I would like to lose weight a little	⑤ I would like to gain weight	
③ I would like to keep my weight as it is now	⑥ DON'T KNOW	

### BDYSHAPE

75. What do you think about your body shape?

① A lot underweight	④ A little overweight	
② A little underweight	⑤ A lot overweight	
③ Neither underweight nor overweight	⑥ DON'T KNOW	



※ Next, let me ask a few questions about your health status.

**PAINFUL**

76. In the last year, have you ever had any pains or inconvenient feelings (e.g., soring, stiffness, burning, insensibility) in any part of your body, such as hands / wrists / fingers, arms / elbows, shoulders, neck, waist / back, knees? Please answer for all parts that apply.

\_\_\_ ①

Yes [Please ask each question for each part]

\_\_\_ ②

No (GO TO Q77)

Bodily Part	<b>HANDPAIN</b> ____Hands / ____Wrists / Fingers	<b>HANDPAIN</b> ____Arms/ ____Elbows	<b>SHLDPAIN</b> ____Shoulders	<b>NECKPAIN</b> ____Neck	<b>WSTPAIN</b> ____Waist / ____Back	<b>KNEEPAIN</b> ____Knees
1) On which side was you pains mostly?	<b>HANDSPOT</b> ___① Left ___② Right ___③ Both sides	<b>ARMSPT</b> ___① Left ___② Right ___③ Both sides	<b>SHLDSPT</b> ___① Left ___② Right ___③ Both sides			<b>KNEESPT</b> ___① Left ___② Right ___③ Both sides
2) Once your pains have started, how long did it last?	<b>HANDDUR</b> ___① Less than a day ___② 1 day - 1 week ___③ 1 week - 1 month ___④ 1 month - 6 months ___⑤ More than 6 months	<b>ARMDUR</b> ___① Less than a day ___② 1 day - 1 week ___③ 1 week - 1 month ___④ 1 month - 6 months ___⑤ More than 6 months	<b>SHLDDUR</b> ___① Less than a day ___② 1 day - 1 week ___③ 1 week - 1 month ___④ 1 month - 6 months ___⑤ More than 6 months	<b>NECKDUR</b> ___① Less than a day ___② 1 day - 1 week ___③ 1 week - 1 month ___④ 1 month - 6 months ___⑤ More than 6 months	<b>WSTDUR</b> ___① Less than a day ___② 1 day - 1 week ___③ 1 week - 1 month ___④ 1 month - 6 months ___⑤ More than 6 months	<b>KNEEDUR</b> ___① Less than a day ___② 1 day - 1 week ___③ 1 week - 1 month ___④ 1 month - 6 months ___⑤ More than 6 months
3) How severe was your pains?	<b>HANDACHE</b> ___① Not very severe ___② Somewhat severe ___③ Fairly Severe ___④ Very severe	<b>ARMACHE</b> ___① Not very severe ___② Somewhat severe ___③ Fairly Severe ___④ Very severe	<b>SHLDACHE</b> ___① Not very severe ___② Somewhat severe ___③ Fairly Severe ___④ Very severe	<b>NECKACHE</b> ___① Not very severe ___② Somewhat severe ___③ Fairly Severe ___④ Very severe	<b>WSTACHE</b> ___① Not very severe ___② Somewhat severe ___③ Fairly Severe ___④ Very severe	<b>KNEEACHE</b> ___① Not very severe ___② Somewhat severe ___③ Fairly Severe ___④ Very severe
4) In the last year, how frequently did you have these pains?	<b>HANDFREQ</b> ___① 1 time in 6 months ___② 1 time in 2-3 months ___③ 1 time in 1 a month ___④ 1 time in 1 a week ___⑤ Every day	<b>ARMFREQ</b> ___① 1 time in 6 months ___② 1 time in 2-3 months ___③ 1 time in 1 a month ___④ 1 time in 1 a week ___⑤ Every day	<b>SHLDFREQ</b> ___① 1 time in 6 months ___② 1 time in 2-3 months ___③ 1 time in 1 a month ___④ 1 time in 1 a week ___⑤ Every day	<b>NECKFREQ</b> ___① 1 time in 6 months ___② 1 time in 2-3 months ___③ 1 time in 1 a month ___④ 1 time in 1 a week ___⑤ Every day	<b>WSTFREQ</b> ___① 1 time in 6 months ___② 1 time in 2-3 months ___③ 1 time in 1 a month ___④ 1 time in 1 a week ___⑤ Every day	<b>KNEEFREQ</b> ___① 1 time in 6 months ___② 1 time in 2-3 months ___③ 1 time in 1 a month ___④ 1 time in 1 a week ___⑤ Every day
5) Did you have these pains in the last week?	<b>HANDSMPT</b> ___① No ___② Yes	<b>ARMSMPT</b> ___① No ___② Yes	<b>SHLDSMPT</b> ___① No ___② Yes	<b>NECKSMPT</b> ___① No ___② Yes	<b>WSTSMPT</b> ___① No ___② Yes	<b>KNEESMPT</b> ___① No ___② Yes
6) What happened to you in the last year due to these pains?	<b>HANDHOSP</b> ___① Got treated in the hospital ___② Got medication in the pharmacy ___③ Sick leave or workers' accident insurance ___④ Working suspension ___⑦ Others (Specify___)	<b>ARMHOSP</b> ___① Got treated in the hospital ___② Got medication in the pharmacy ___③ Sick leave or workers' accident insurance ___④ Working suspension ___⑦ Others (Specify___)	<b>SHLDHOSP</b> ___① Got treated in the hospital ___② Got medication in the pharmacy ___③ Sick leave or workers' accident insurance ___④ Working suspension ___⑦ Others (Specify___)	<b>NECKHOSP</b> ___① Got treated in the hospital ___② Got medication in the pharmacy ___③ Sick leave or workers' accident insurance ___④ Working suspension ___⑦ Others (Specify___)	<b>WSTHOSP</b> ___① Got treated in the hospital ___② Got medication in the pharmacy ___③ Sick leave or workers' accident insurance ___④ Working suspension ___⑦ Others (Specify___)	<b>KNEEHOSP</b> ___① Got treated in the hospital ___② Got medication in the pharmacy ___③ Sick leave or workers' accident insurance ___④ Working suspension ___⑦ Others (Specify___)



## AVGHWKTM

77. How many hours on the average do you do household chores (e.g., cooking, laundry, cleaning, caring babies less than 2 years old, etc.)?

SHOW  
CARD

\_\_\_ ① Less than 10 minutes

\_\_\_ ④ 2 - 3 hours

\_\_\_ ② 10 minutes - 1 hour

\_\_\_ ⑤ 3 hours or more

\_\_\_ ③ 1 hour - 2 hours

78. Have you ever diagnosed by a medical doctor for each disease below? Please answer each disease.

		Yes	No			Yes	No
PROBING	DIGRHEUM 1) Rheumatism Arthritis	___①___	___②___	DIGGOUT 4) Gout		___①___	___②___
	DIGDIABT 2) Diabetes	___①___	___②___	DIGALCHL 5) Alcohol addiction		___①___	___②___
	DIGLUPUS 3) Lupus	___①___	___②___				

## CURRCOND

78.1 (IF YOU HAD ANY DISEASE ABOVE) How is your current status?

\_\_\_ ① Completely cured \_\_\_ ② Under treatment \_\_\_ ③ No special treatment, although it was not completely cured

79. Have you ever got hurt the following parts of your body, respectively, in the course of physical exercises or accidents (traffic, falling, etc.)?

		Yes	No			Yes	No
EXP	EXPHAND 1) Hands / wrists / fingers	___①___	___②___	EXPNECK 4) Neck		___①___	___②___
	EXPARM 2) Arms / elbows	___①___	___②___	EXPWST 5) Waist / back		___①___	___②___
	EXPSHLD 3) Shoulders	___①___	___②___	EXPKNEE 6) Knees		___①___	___②___

## PHYBURDN

80. How hard do you feel physically about the work or job you are currently doing?

\_\_\_ ① Not hard at all \_\_\_ ③ Somewhat hard  
\_\_\_ ② Not too hard \_\_\_ ④ Very hard

81. In the last year, how frequently did you normally do each of the work below?

		5 days or more in a week	2-4 days in a week	Every day in a week	1-2 days in a month	Less than a day in a year
KEYBOARD	1) Work that requires intensive operations on the computer for more than 4 hours a day	___①___	___②___	___③___	___④___	___⑤___
	RPTEDACT 2) Work that requires repetitive manipulations by using neck, shoulders, elbows, wrists or hands for more than 2 hours a day	___①___	___②___	___③___	___④___	___⑤___
	SITHEELS 3) Work that requires the physical posture of fallen knees for more than 2 hours a day	___①___	___②___	___③___	___④___	___⑤___

※ Next, let me ask some questions about the environment.

82. Which of these issues is the most important for Korea today? Which is the next most important

SHOW CARD	① Health care	③ Crime	⑤ Immigration	⑦ Terrorism	(77) Others (Specify___)		
	② Education	④ The environment	⑥ The economy	⑧ Poverty			

TOPPROB1 1) most important : \_\_\_ (88) Can't choose

TOPPROB2 2) next most important : \_\_\_ (88) Can't choose



83. How much do you agree or disagree with each of these statements

SHOW CARD	Agree strongly	Agree	Neither agree nor disagree	Disagree	Disagree strongly	Can't choose
--------------	-------------------	-------	-------------------------------------	----------	----------------------	-----------------

**PRIVENT**

1) Private enterprise is the best way to solve Korea's economic problems \_\_\_\_\_①\_\_\_\_\_ \_\_\_\_\_②\_\_\_\_\_ \_\_\_\_\_③\_\_\_\_\_ \_\_\_\_\_④\_\_\_\_\_ \_\_\_\_\_⑤\_\_\_\_\_ \_\_\_\_\_⑧\_\_\_\_\_

**GOVEQINC**

2) It is the responsibility of the government to reduce the differences in income between people with high incomes and those with low incomes \_\_\_\_\_①\_\_\_\_\_ \_\_\_\_\_②\_\_\_\_\_ \_\_\_\_\_③\_\_\_\_\_ \_\_\_\_\_④\_\_\_\_\_ \_\_\_\_\_⑤\_\_\_\_\_ \_\_\_\_\_⑧\_\_\_\_\_

84. Looking at the list below, please tick a box next to the one thing you think should be Korea's highest priority, the most important thing it should do.

SHOW CARD	① Maintain order in the nation	③ Fight rising prices
	② Give people more say in government decisions	④ Protect freedom of speech

**POSTMAT1**

1) highest priority : \_\_\_\_\_⑧\_\_\_\_\_ Can't choose ☐

**POSTMAT2**

2) next highest priority : \_\_\_\_\_⑧\_\_\_\_\_ Can't choose ☐

**TRUST5**

85. Generally speaking, would you say that most people can be trusted, or that you can't be too careful in dealing with people? Please tick one box to show what you think, where 1 means you can't be too careful and 5 means most people can be trusted.

SHOW CARD	You can't be too careful	Most people can be trusted	Can't choose
	_____1_____	_____2_____	_____3_____
	_____4_____	_____5_____	_____⑧_____

**FAIR5**

86. Generally speaking, do you think that most people would try to take advantage of you if they got the chance, or would they try to be fair? Please tick one box to show what you think, where 1 means most people would try to take advantage of you and 5 means that most people would try to be fair.

SHOW CARD	Most people would try to take advantage	Most people would try to be fair	Can't choose
	_____1_____	_____2_____	_____3_____
	_____4_____	_____5_____	_____⑧_____

87. To what extent do you agree or disagree with the following statements

SHOW CARD	Agree strongly	Agree	Neither agree nor disagree	Disagree	Disagree strongly	Can't choose
--------------	-------------------	-------	-------------------------------------	----------	----------------------	-----------------

**GOVDOOK**

1) Most of the time we can trust people in government to do what is right \_\_\_\_\_①\_\_\_\_\_ \_\_\_\_\_②\_\_\_\_\_ \_\_\_\_\_③\_\_\_\_\_ \_\_\_\_\_④\_\_\_\_\_ \_\_\_\_\_⑤\_\_\_\_\_ \_\_\_\_\_⑧\_\_\_\_\_

**POLGREED**

2) Most politicians are in politics only for what they can get out of it personally \_\_\_\_\_①\_\_\_\_\_ \_\_\_\_\_②\_\_\_\_\_ \_\_\_\_\_③\_\_\_\_\_ \_\_\_\_\_④\_\_\_\_\_ \_\_\_\_\_⑤\_\_\_\_\_ \_\_\_\_\_⑧\_\_\_\_\_

**GRNCON**

88. Generally speaking, how concerned are you about environmental issues? Please tick one box below to indicate what you think, where 1 means you are not at all concerned and 5 means you are very concerned.

SHOW CARD	Not at all concerned	Very concerned	Can't choose
	_____①_____	_____②_____	_____③_____
	_____④_____	_____⑤_____	_____⑧_____



89. Here is a list of some different environmental problems.

SHOW CARD	① Air pollution	③ Water shortage	⑤ Nuclear waste	⑦ Climate change	⑨ Using up our
	② Chemicals and pesticides	④ Water pollution	⑥ Domestic waste disposal	⑧ Genetically modified foods	77) Others (Specify____)

**ENTRBUS** 1) Which problem, if any, do you think is the most important for Korea as a whole?: \_\_\_\_\_ (88) Can't choose

**ENPRBFAM** 2) Which problem, if any, affects you and your family the most?: \_\_\_\_\_ (88) Can't choose


#### KNWCAUSE

90. How much do you feel you know about the causes of these sorts of environmental problems? Please tick one box below to indicate what you think, where 1 indicates you feel you know nothing at all and 5 indicates you feel you know a great deal.

SHOW CARD	Know nothing at all					Know a great deal	Can't choose	
	_____1	_____2	_____3	_____4	_____5	_____ (8) _____		

#### KNOWSOL

91. How much do you feel you know about solutions to these sorts of environmental problems? Please tick one box below to indicate what you think, where 1 indicates you feel you know nothing at all and 5 indicates you feel you know a great deal.

SHOW CARD	Know nothing at all					Know a great deal	Can't choose	
	_____1	_____2	_____3	_____4	_____5	_____ (8) _____		

92. How much do you agree or disagree with each of these statements?

SHOW CARD		Agree strongly	Agree	Neither agree nor disagree	Disagree	Disagree strongly	Can't choose
<b>SCIFAITH</b>	1) We believe too often in science, and not enough in feelings and faith	_____①_____	_____②_____	_____③_____	_____④_____	_____⑤_____	_____ (8) _____
<b>HARMGOOD</b>	2) Overall, modern science does more harm than good	_____①_____	_____②_____	_____③_____	_____④_____	_____⑤_____	_____ (8) _____
<b>SCIGRN</b>	3) Modern science will solve our environmental problems with little change to our way of life	_____①_____	_____②_____	_____③_____	_____④_____	_____⑤_____	_____ (8) _____

93. How much do you agree or disagree with each of these statements?

SHOW CARD		Agree strongly	Agree	Neither agree nor disagree	Disagree	Disagree strongly	Can't choose
<b>GRNECON</b>	1) We worry too much about the future of the environment and not enough about prices and jobs today	_____①_____	_____②_____	_____③_____	_____④_____	_____⑤_____	_____ (8) _____
<b>HARMSGRN</b>	2) Almost everything we do in modern life harms the environment	_____①_____	_____②_____	_____③_____	_____④_____	_____⑤_____	_____ (8) _____
<b>GRNPROG</b>	3) People worry too much about human progress harming the environment	_____①_____	_____②_____	_____③_____	_____④_____	_____⑤_____	_____ (8) _____



94. Please tick one box for each of these statements to show how much you agree or disagree with it.

SHOW CARD		Agree strongly	Agree	Neither agree nor disagree	Disagree	Disagree strongly	Can't choose
<b>GRWTHHELP</b>	1) In order to protect the environment Korea needs economic growth	___①___	___②___	___③___	___④___	___⑤___	___(8)___
<b>GRWTHARM</b>	2) Economic growth always harms the environment	___①___	___②___	___③___	___④___	___⑤___	___(8)___
<b>POPGRWTH</b>	3) The earth simply cannot continue to support population growth at its present rate	___①___	___②___	___③___	___④___	___⑤___	___(8)___

**GRNPRICE**

95. How willing would you be to pay much higher prices in order to protect the environment?

SHOW CARD	___ ① Very willing	___ ④ Fairly unwilling	
	___ ② Fairly willing	___ ⑤ Very unwilling	
	___ ③ Neither willing nor unwilling	___ (8) Can't choose	

**GRNTAXES**

96. How willing would you be to pay much higher taxes in order to protect the environment?

SHOW CARD	___ ① Very willing	___ ④ Fairly unwilling	
	___ ② Fairly willing	___ ⑤ Very unwilling	
	___ ③ Neither willing nor unwilling	___ (8) Can't choose	

**GRNSOL**

97. How willing would you be to accept cuts in your standard of living in order to protect the environment?

SHOW CARD	___ ① Very willing	___ ④ Fairly unwilling	
	___ ② Fairly willing	___ ⑤ Very unwilling	
	___ ③ Neither willing nor unwilling	___ (8) Can't choose	

98. How much do you agree or disagree with each of these statements?

SHOW CARD		Agree strongly	Agree	Neither agree nor disagree	Disagree	Disagree strongly	Can't choose
<b>TOODIFME</b>	1) It is just too difficult for someone like me to do much about the environment	___①___	___②___	___③___	___④___	___⑤___	___(8)___
<b>IHLPGRN</b>	2) I do what is right for the environment, even when it costs more money or takes more time	___①___	___②___	___③___	___④___	___⑤___	___(8)___
<b>IMPGRN</b>	3) There are more important things to do in life than protect the environment	___①___	___②___	___③___	___④___	___⑤___	___(8)___
<b>OTHSSAME</b>	4) There is no point in doing what I can for the environment unless others do the same	___①___	___②___	___③___	___④___	___⑤___	___(8)___
<b>GRNEXAGG</b>	5) Many of the claims about environmental threats are exaggerated	___①___	___②___	___③___	___④___	___⑤___	___(8)___
<b>HELPHARM</b>	6) I find it hard to know whether the way I live is helpful or harmful to the environment	___①___	___②___	___③___	___④___	___⑤___	___(8)___
<b>GRNEFFME</b>	7) Environmental problems have a direct effect on my everyday life	___①___	___②___	___③___	___④___	___⑤___	___(8)___



99. In general, do you think that how dangerous is each of the followings to the environment?

SHOW CARD		extremely dangerous	very dangerous	somewhat dangerous	not very dangerous	not dangerous at all	Can't choose
<b>CARSGEN</b>	1) Air pollution caused by cars	①	②	③	④	⑤	(8)
<b>INDUSGEN</b>	2) Air pollution caused by industry	①	②	③	④	⑤	(8)
<b>CHEMGEN</b>	3) Pesticides and chemicals used in farming	①	②	③	④	⑤	(8)
<b>WATERGEN</b>	4) Pollution of Korea's rivers, lakes and streams	①	②	③	④	⑤	(8)
<b>TEMPGEN</b>	5) A rise in the world temperature caused by climate change	①	②	③	④	⑤	(8)
<b>GENEGEN</b>	6) Modifying the genes of certain crops	①	②	③	④	⑤	(8)
<b>NUKEGEN</b>	7) Nuclear power stations	①	②	③	④	⑤	(8)

**PUBDECID**

100. If you had to choose, which one of the following would be closest to your views?

SHOW CARD		
	① Government should let ordinary people decide for themselves how to protect the environment, even if it means they don't always do the right thing	
	② Government should pass laws to make ordinary people protect the environment, even if it interferes with people's rights to make their own decisions	
	(8) Can't choose	

**BUSDECI**

101. Which one of the following would be closest to your views?

SHOW CARD		
	① Government should let businesses decide for themselves how to protect the environment, even if it means they don't always do the right thing	
	② Government should pass laws to make businesses protect the environment, even if it interferes with businesses' rights to make their own decisions	
	(8) Can't choose	

**KRDOENUF**

102. Some countries are doing more to protect the world environment than other countries are. In general, do you think that Korea is doing...

① More than enough		
② About the right amount		
③ Too little		
(8) Can't choose		

**BUSGRN**

103. Which of these approaches do you think would be the best way of getting business and industry in Korea to protect the environment?

SHOW CARD		
	① Heavy fines for businesses that damage the environment	
	② Use the tax system to reward businesses that protect the environment	
	③ More information and education for businesses about the advantages of protecting the environment	
	(8) Can't choose	

**PEOPGRN**

104. Which of these approaches do you think would be the best way of getting people and their families in Korea to protect the environment?

SHOW CARD		
	① Heavy fines for people who damage the environment	
	② Use the tax system to reward people who protect the environment	
	③ More information and education for people about the advantages of protecting the environment	
	(8) Can't choose	



**ENERGY**

105. To which of the following should Korea give priority in order to meet its future energy needs?

SHOW  
CARD

- \_\_\_ ① Coal, oil and natural gas
- \_\_\_ ② Nuclear power
- \_\_\_ ③ Solar, wind or water power
- \_\_\_ ④ Fuels made from crops
- \_\_\_ (7) None of them (specify: \_\_\_\_\_)
- \_\_\_ (8) Can't choose

106. How much do you agree or disagree with each of these statements

SHOW  
CARD

Agree strongly	Agree	Neither agree nor disagre e	Disagree	Disagree strongly	Can't choose
-------------------	-------	---	----------	----------------------	-----------------

- GRNINTL** 1) For environmental problems, there should be international agreements that Korea and other countries should be made to follow \_\_\_①\_\_\_ \_\_\_②\_\_\_ \_\_\_③\_\_\_ \_\_\_④\_\_\_ \_\_\_⑤\_\_\_ \_\_\_⑧\_\_\_
- LDCGRN** 2) Poorer countries should be expected to make less effort than richer countries to protect the environment \_\_\_①\_\_\_ \_\_\_②\_\_\_ \_\_\_③\_\_\_ \_\_\_④\_\_\_ \_\_\_⑤\_\_\_ \_\_\_⑧\_\_\_
- ECONGRN** 3) Economic progress in Korea will slow down unless we look after the environment better \_\_\_①\_\_\_ \_\_\_②\_\_\_ \_\_\_③\_\_\_ \_\_\_④\_\_\_ \_\_\_⑤\_\_\_ \_\_\_⑧\_\_\_

107. How often do you make a special effort to...?

SHOW  
CARD

Always	Often	Sometimes	Never	Can't choose
--------	-------	-----------	-------	-----------------

- RECYCLE** 1) A special effort to sort glass or tins or plastic or newspapers and so on for recycling \_\_\_①\_\_\_ \_\_\_②\_\_\_ \_\_\_③\_\_\_ \_\_\_④\_\_\_ \_\_\_⑧\_\_\_
- CHEMFREE** 2) A special effort to buy fruit and vegetables grown without pesticides or chemicals \_\_\_①\_\_\_ \_\_\_②\_\_\_ \_\_\_③\_\_\_ \_\_\_④\_\_\_ \_\_\_⑧\_\_\_
- DRIVLESS** 3) Cut back on driving a car for environmental reasons \_\_\_①\_\_\_ \_\_\_②\_\_\_ \_\_\_③\_\_\_ \_\_\_④\_\_\_ \_\_\_⑧\_\_\_
- REDCEHME** 4) Reduce the energy or fuel you use at home for environmental reasons \_\_\_①\_\_\_ \_\_\_②\_\_\_ \_\_\_③\_\_\_ \_\_\_④\_\_\_ \_\_\_⑧\_\_\_
- H2OLESS** 5) Choose to save or re-use water for environmental reasons \_\_\_①\_\_\_ \_\_\_②\_\_\_ \_\_\_③\_\_\_ \_\_\_④\_\_\_ \_\_\_⑧\_\_\_
- NOBUYGRN** 6) Avoid buying certain products for environmental reasons \_\_\_①\_\_\_ \_\_\_②\_\_\_ \_\_\_③\_\_\_ \_\_\_④\_\_\_ \_\_\_⑧\_\_\_

**GRNGROUP**

108. Are you a member of any group whose main aim is to preserve or protect the environment?

- \_\_\_ ① Yes \_\_\_ ② No

109. In the last five years, have you...

PROBI  
NG

Yes I have	No I have not	Can't choose
---------------	------------------	--------------

- GRNSIGN** 1) Signed a petition about an environmental issue \_\_\_①\_\_\_ \_\_\_②\_\_\_ \_\_\_⑧\_\_\_
- GRNMONEY** 2) Given money to an environmental group \_\_\_①\_\_\_ \_\_\_②\_\_\_ \_\_\_⑧\_\_\_
- GRNDEMO** 3) Taken part in a protest or demonstration about an environmental issue \_\_\_①\_\_\_ \_\_\_②\_\_\_ \_\_\_⑧\_\_\_



110. For each statement below, just tick the box that comes closest to your opinion of how true it is.

SHOW CARD	In your opinion, how true is this?	Definitely true	Probably true	Probably not true	Definitely not true	Can't choose
ATMOSHOL	1) 'Climate change is caused by a hole in the earth's atmosphere'	___①___	___②___	___③___	___④___	___(8)___
COALCAUZ	2) 'Every time we use coal or oil or gas, we contribute to climate change'	___①___	___②___	___③___	___④___	___(8)___

※ Finally, I'm going to ask about international migration.

111. How much do you agree or disagree with the following statements?

SHOW CARD	Strongly agree	Agree	Neither agree nor disagree	Disagree	Strongly disagree	Can't choose
KIDSHERE	1) Children born in South Korea of parents who are not citizens should have the right to become South Korean citizens. ___①___ ___②___ ___③___ ___④___ ___⑤___ ___(8)___					
KIDSAWAY	2) Children born abroad should have the right to become South Korean citizens if at least one of their parents is a South Korean citizen. ___①___ ___②___ ___③___ ___④___ ___⑤___ ___(8)___					
DOUBLNAT	3) Anybody who is eligible can be allowed to have the dual citizenship of South Korea and other country at the same time ___①___ ___②___ ___③___ ___④___ ___⑤___ ___(8)___					

112. Some people say that the following things are important for being truly South Korean. Others say they are not important. How important do you think each of the following is...?

SHOW CARD	Very important	Fairly Important	Not very important	Not important at all	Can't choose
KRBORNIN	1) to have been born in South Korea ___①___ ___②___ ___③___ ___④___ ___(8)___				
KRCIT	2) to have South Korean citizenship ___①___ ___②___ ___③___ ___④___ ___(8)___				
KRLIVED	3) to have lived in South Korea for most of one's life ___①___ ___②___ ___③___ ___④___ ___(8)___				
KRKOREAN	4) to be able to speak South Korean ___①___ ___②___ ___③___ ___④___ ___(8)___				
KRTRADTN	5) to comply with cultural tradition of South Korea ___①___ ___②___ ___③___ ___④___ ___(8)___				
KRGOVT	6) to respect South Korean political institutions and laws ___①___ ___②___ ___③___ ___④___ ___(8)___				
KRFEEL	7) to feel South Korean ___①___ ___②___ ___③___ ___④___ ___(8)___				
KRANCSTR	8) to have South Korean ancestry ___①___ ___②___ ___③___ ___④___ ___(8)___				
KRFLUENC	9) to speak Korean fluently ___①___ ___②___ ___③___ ___④___ ___(8)___				

CULRELAT

113. Some people say that it is better for a country if different racial and ethnic groups maintain their distinct customs and traditions. Others say that it is better if these groups adapt and blend into the larger society. Which of these views comes closer to your own?

SHOW CARD	___①___ It is better for society if groups maintain their distinct customs and traditions.	___②___ It is better if groups adapt and blend into the larger society.	___(8)___ Can't choose



114. Would you like \_\_\_\_\_ to increase or decrease in Korea?

SHOW CARD		Increase greatly	Increase some	Stay the same	Decrease some	Decrease greatly	DON'T KNOW
<b>FORNBRID</b>	1) Foreign brides	___①___	___②___	___③___	___④___	___⑤___	___(8)___
<b>FRNWRKR</b>	2) Blue-collar foreign workers	___①___	___②___	___③___	___④___	___⑤___	___(8)___
<b>FRNEXPT</b>	3) Professional foreign workers	___①___	___②___	___③___	___④___	___⑤___	___(8)___
<b>NKREFUGE</b>	4) North Korean refugees	___①___	___②___	___③___	___④___	___⑤___	___(8)___
<b>KRCHN</b>	5) Korean-Chinese	___①___	___②___	___③___	___④___	___⑤___	___(8)___
<b>FRNSTDNT</b>	6) Foreign student	___①___	___②___	___③___	___④___	___⑤___	___(8)___
<b>FRNBUSNZ</b>	7) Foreign businessman & investor	___①___	___②___	___③___	___④___	___⑤___	___(8)___

115. There are opinions about Korean immigration policies. How much do you agree or disagree with the following statements?

SHOW CARD		Strongly agree	Somewhat agree	Neither agree nor disagree	Somewhat disagree	Strongly disagree	Can't choose
<b>FPOLICY1</b>	1) Legal immigrants to South Korea who are not citizens should have the same welfare benefits as South Korean citizens.	___①___	___②___	___③___	___④___	___⑤___	___(8)___
<b>FPOLICY2</b>	2) Legal immigrants to South Korea should be given the right to bring their own families to Korea	___①___	___②___	___③___	___④___	___⑤___	___(8)___
<b>FPOLICY3</b>	3) Legal immigrants to South Korea who have been staying in Korea for a long time should be given the voting right in local elections, even if they don't have the residential right	___①___	___②___	___③___	___④___	___⑤___	___(8)___
<b>FPOLICY4</b>	4) Government should intervene deeply so as to eliminate the human rights infringement or discrimination against foreign immigrants	___①___	___②___	___③___	___④___	___⑤___	___(8)___
<b>FPOLICY5</b>	5) Government should provide support for ethnic/racial minorities so that they could preserve their own tradition and custom	___①___	___②___	___③___	___④___	___⑤___	___(8)___
<b>FPOLICY6</b>	6) All countries are benefited by the migration of people to countries in which their technologies are required	___①___	___②___	___③___	___④___	___⑤___	___(8)___
<b>FPOLICY7</b>	7) A well-off country has the obligation to allow the immigration from a worse-off country	___①___	___②___	___③___	___④___	___⑤___	___(8)___



116. There are different opinions about immigrants from other countries living/working in South Korea. How much do you agree or disagree with the following statements?

SHOW CARD		Strongly agree	Somewhat agree	Neither agree nor disagree	Somewhat disagree	Strongly disagree	Can't choose
IMMECON	1) Immigrants are generally good for the South Korean economy	___①___	___②___	___③___	___④___	___⑤___	___⑧___
IMMJOB	2) Immigrants take jobs away from people who were born in South Korea.	___①___	___②___	___③___	___④___	___⑤___	___⑧___
IMMGFILL	3) Immigrants help to fill job vacancies in need of people	___①___	___②___	___③___	___④___	___⑤___	___⑧___
IMMHRMPR	4) In general, immigrants bring economic harms to poor people than rich people	___①___	___②___	___③___	___④___	___⑤___	___⑧___
IMMIDEAS	5) Immigrants improve South Korean society by bringing in new ideas and cultures.	___①___	___②___	___③___	___④___	___⑤___	___⑧___
IMMLWPRD	6) As the number of immigrants increases, the pride in Korean culture and tradition will be decreased	___①___	___②___	___③___	___④___	___⑤___	___⑧___
IMMSHARE	7) It is desirable for most people in Korea to share the same tradition and custom	___①___	___②___	___③___	___④___	___⑤___	___⑧___
IMMCNFLT	8) With the growth of immigrants, social conflict will become more severe	___①___	___②___	___③___	___④___	___⑤___	___⑧___
MORECNFLT	9) No matter how hard Korean government tries, immigrants will increase conflict in Korean society	___①___	___②___	___③___	___④___	___⑤___	___⑧___
MOREPOP	10) In order to prevent the population decrease in Korea, allowing the immigration to Korea will be an inevitable choice	___①___	___②___	___③___	___④___	___⑤___	___⑧___
IMMTXINC	11) With the growth of immigrants, people have to pay more taxes for their social welfare	___①___	___②___	___③___	___④___	___⑤___	___⑧___

117. How do you feel about having members of the people from the following countries or regions? Can you accept the people who are from each of the following countries or regions?

SHOW CARD		North Korean refugees	Korean-Chinese	Chinese	Japanese	East-asian	American	European
		Yes No	Yes No	Yes No	Yes No	Yes No	Yes No	Yes No
	1) Visitors to my country	VISITNK	VISITKCN	VISITCN	VISITJPN	VISITEA	VISITAM	VISITEU
	2) Citizens of my country	CITZINK	CITZKCN	CITZCN	CITZJPN	CITZNEA	CITZAM	CITZEU
	3) Workers in my workplace	COLLGK	COLLGKCN	COLLGCN	COLLGJPN	COLLGEA	COLLGAM	COLLGEU
	4) Close neighbors in my place	NEIGHNK	NEIGHKCN	NEIGHCN	NEIGHJPN	NEIGHSEA	NEIGHAM	NEIGHUE
	5) Close friends of mine	FRNDNK	FRNDKCN	FRNDCN	FRNDJPN	FRNDEA	FRNDAM	FRNDEU
	6) Spouse of my child(ren)	SONLWKN	SONLWKCN	SONLWCN	SONLWJPN	SONLWSEA	SONLWAM	SONLWEU
	7) Spouse of my own	SPOUZNK	SPOUZKCN	SPOUZCN	SPOUZJPN	SPOUZE	SPOUZAM	SPOUZEU



※ The interview is now completed. Lastly, we would like to ask you an additional question. Since this survey is very complicated, I might have asked questions incorrectly or missed on some important questions. I would really appreciate if you could give me your name and telephone number so that I could confirm with you later about such mistakes. All information will remain strictly confidential.

What is your name? R' name : \_\_\_\_\_

What is your phone number? R's phone # : \_\_\_\_\_

What is your address? R's address : \_\_\_\_\_



## 《 The following questions are asked to interviewers 》

※ Please answer these questions right after the interview is completed with no respondents present

118. Interview date and time

Month \_\_\_\_\_ Date \_\_\_\_\_ Day \_\_\_\_\_

\_\_\_\_\_ a.m. \_\_\_\_\_ p.m FROM: Hour \_\_\_\_\_ Minute \_\_\_\_\_ TO: Hour \_\_\_\_\_ Minute \_\_\_\_\_


119. Who filled out this questionnaire?

- \_\_\_\_\_ (1) Interviewer did all  
 \_\_\_\_\_ (2) Respondent did all  
 \_\_\_\_\_ (3) Respondent did partially

} (GO TO Q120)

--

119.1 (IF RESPONDENT DID PARTIALLY) Question numbers that were filled out by the respondent

FROM: Q TO: Q FROM: Q TO: Q

--	--	--	--	--	--	--	--	--	--

120. Were there any persons present during the interview? If so, who were those persons? Choose all that apply.

- \_\_\_\_\_ (1) Children under age 6      \_\_\_\_\_ (3) Spouse/ partner      \_\_\_\_\_ (0) None  
 \_\_\_\_\_ (2) Children above age 6      \_\_\_\_\_ (4) Other adults

--	--	--	--	--	--	--	--	--	--

121. What was the respondent's attitude during the interview?

- \_\_\_\_\_ (1) Very cooperative      \_\_\_\_\_ (3) Not very cooperative  
 \_\_\_\_\_ (2) Somewhat cooperative      \_\_\_\_\_ (4) Not cooperative at all

--

122. How good was the respondent's understanding of the questions?

- \_\_\_\_\_ (1) Good      \_\_\_\_\_ (2) Fair      \_\_\_\_\_ (3) Poor

--

123. How difficult was it to contact the respondent?

- \_\_\_\_\_ (1) Very difficult      \_\_\_\_\_ (3) Not very difficult  
 \_\_\_\_\_ (2) Somewhat difficult      \_\_\_\_\_ (4) Not difficult at all

--

124. How difficult was it to conduct this interview with the respondent?

- \_\_\_\_\_ (1) Very difficult      \_\_\_\_\_ (3) Not very difficult  
 \_\_\_\_\_ (2) Somewhat difficult      \_\_\_\_\_ (4) Not difficult at all

--

125.1 Which incentive did you suggest to provide? Choose all that apply.

- \_\_\_\_\_ (1) Gift certificate      \_\_\_\_\_ (2) Towel

--	--

125.2 Which incentive did the respondent take? Choose all that apply.

--	--

- \_\_\_\_\_ (1) Gift certificate      \_\_\_\_\_ (2) Towel      \_\_\_\_\_ (7) DIDN'T TAKE

126. Final result of the interview

- \_\_\_\_\_ (1) Complete      \_\_\_\_\_ (2) Incomplete

--

<INFORMATION ABOUT THE INTERVIEWER>

127. INTERVIEWER ID : \_\_\_\_\_

--	--	--	--	--	--	--	--	--	--

128. SEX : \_\_\_\_\_ (1) MALE \_\_\_\_\_ (2) FEMALE

--

129. AGE: \_\_\_\_\_

--	--	--	--	--	--	--	--	--	--

130. AFFILIATION: \_\_\_\_\_ UNIVERSITY \_\_\_\_\_ DEPARTMENT \_\_\_\_\_ YEAR

--	--	--	--	--	--	--	--	--	--

NAME: \_\_\_\_\_ TELEPHONE: \_\_\_\_\_

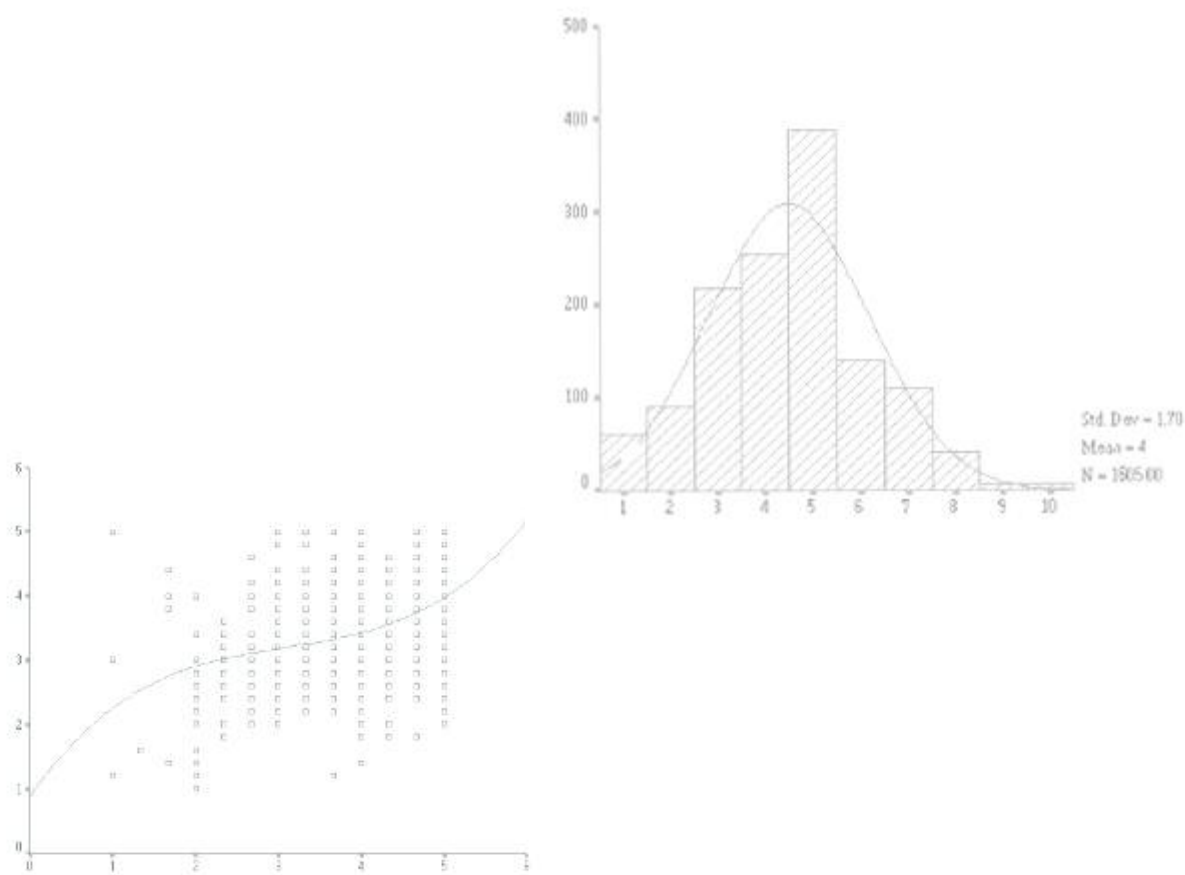


Block ID			Household ID	
			-	



# 2011 Korean General Social Survey

## [ 2011 KGSS ]



**Survey Research Center, Sungkyunkwan University**

53-3 Myungryun-Dong, Jongno-Ku, Seoul 110-745, South Korea

(Tel.) +82-2-760-1270 (Fax) +82-2-744-6169 (E-mail) [srckgss@skku.edu](mailto:srckgss@skku.edu) (Web) <http://src.skku.edu>



The Survey Research Center (SRC) in the Sungkyunkwan University is currently conducting the Korean General Social Survey (KGSS), an annual national sample survey funded by the National Research Foundation of Korea (NRF). The purpose of this survey is to collect primary social data that can be widely used in cross-national comparative studies. Most Questions in this survey concern your opinions on some of the basic political, economic, and social phenomena. The survey also includes your opinion concerning a few modular topics: <Health>, the 2011 designated module of the International Social Survey Programme (ISSP) participated by 50 countries all around the world, and three contract modules of human rights, ageism, and citizenship behaviors in Korea.

Since we tried to select our respondents in a way to best represent the people in this country, the results of this survey are likely to lose the representativeness if you fail to respond to this interview request. We sincerely would like to ask your sincere cooperation so that this survey could produce valuable research data. Your answers will be kept strictly confidential and anonymous, of course. We would really appreciate it if you take time to answer every question in this survey.

June, 2011

Sang-Wook Kim, Prof.

Director, Survey Research Center, Sungkyunkwan Univ.



※ To begin with, I would like to ask you a few questions about this society and politics.

**KRPROUD**

1. How proud are you of being South Korean?

- \_\_\_ ① Very proud                      \_\_\_ ③ Not very proud                      \_\_\_ (8) DON'T KNOW
- \_\_\_ ② Somewhat proud                      \_\_\_ ④ Not proud at all

☐

**HELPFUL**

2. Would you say that most of the time people try to be helpful, or they are mostly just looking out for themselves?

- \_\_\_ ① Try to be helpful                      \_\_\_ (3) DEPENDS
- \_\_\_ ② Just look out for themselves                      \_\_\_ (8) DON'T KNOW

☐

**FAIR**

3. Do you think most people would try to take advantage of you if they got a chance, or would they try to be fair?

- \_\_\_ ① Would take advantage of you                      \_\_\_ (3) DEPENDS
- \_\_\_ ② Would try to be fair                      \_\_\_ (8) DON'T KNOW

☐

4. I am going to name some institutions in this country. As far as the people running these institutions are concerned, would you say you have a great deal of confidence, only some confidence, or hardly any confidence at all in them?

SHOW CARD		A great deal confidence	Only some confidence	Hardly any confidence at all	DON'T KNOW
PROBING	CONBUS 1) Major companies	___ ① ___	___ ② ___	___ ③ ___	___ (8) ___
	CONCLERG 2) Organized religion	___ ① ___	___ ② ___	___ ③ ___	___ (8) ___
	CONEDUC 3) Education	___ ① ___	___ ② ___	___ ③ ___	___ (8) ___
	CONLABOR 4) Organized labor	___ ① ___	___ ② ___	___ ③ ___	___ (8) ___
	CONPRESS 5) Newspaper	___ ① ___	___ ② ___	___ ③ ___	___ (8) ___
	CONTV 6) TV	___ ① ___	___ ② ___	___ ③ ___	___ (8) ___
	CONMEDIC 7) Medicine	___ ① ___	___ ② ___	___ ③ ___	___ (8) ___
	CONGOVT 8) Executive branch of the national government	___ ① ___	___ ② ___	___ ③ ___	___ (8) ___
	CONLGOVT 9) Local government	___ ① ___	___ ② ___	___ ③ ___	___ (8) ___
	CONLEGIS 10) Congress	___ ① ___	___ ② ___	___ ③ ___	___ (8) ___
	CONJUDGE 11) The Supreme Court	___ ① ___	___ ② ___	___ ③ ___	___ (8) ___
	CONSCI 12) Scientific community	___ ① ___	___ ② ___	___ ③ ___	___ (8) ___
	CONARMY 13) Military	___ ① ___	___ ② ___	___ ③ ___	___ (8) ___
	CONFINAN 14) Banks and financial institutions	___ ① ___	___ ② ___	___ ③ ___	___ (8) ___
	CONBLUHO 15) The Blue House	___ ① ___	___ ② ___	___ ③ ___	___ (8) ___
	CONCSO 16) Civic Activist Organizations	___ ① ___	___ ② ___	___ ③ ___	___ (8) ___

**RELIABLE**

5. Generally, how trustful do you perceive this society to be? A score of 0 indicates a society that is hardly trustful, while a score of 10 indicates a society that is very trustful.

SHOW CARD	Hardly trustful		Very trustful	DON'T KNOW	<input type="checkbox"/>						
___ 0	___ 1	___ 2	___ 3	___ 4	___ 5	___ 6	___ 7	___ 8	___ 9	___ 10	___ (88)



**NORTHWHO**

6. What do you think North Korea is to us? Please choose one answer only among the following.

보기  
카드

- \_\_\_ ① A country to support                      \_\_\_ ③ A country to guard against                      \_\_\_ (8) DON'T KNOW  
\_\_\_ ② A country to cooperate with                      \_\_\_ ④ A country to fight against

☐

**SEDISTAN**

7. Which country do you feel closest to among the following countries?

- \_\_\_ ① USA                      \_\_\_ ③ North Korea                      \_\_\_ ⑤ Russia  
\_\_\_ ② Japan                      \_\_\_ ④ China                      \_\_\_ (8) DON'T KNOW

☐

**UNIFI**

8. To what extent do you think the unification between South and North Korea is necessary?

- \_\_\_ ① Very necessary                      \_\_\_ ③ Somewhat unnecessary                      \_\_\_ (8) DON'T KNOW  
\_\_\_ ② Somewhat necessary                      \_\_\_ ④ Very unnecessary

☐

**NKACCEPT**

9. What do you think about North Korean defectors who want to come to South Korea?

- \_\_\_ ① All should be admitted  
\_\_\_ ② Should be admitted selectively  
\_\_\_ ③ Should not be admitted any more

☐

**NKCLOSE**

10. How close or distant do you feel about North Korean defectors who stay in South Korea?

- \_\_\_ ① Feel very close                      \_\_\_ ③ Feel somewhat distant  
\_\_\_ ② Feel somewhat close                      \_\_\_ ④ Feel very distant

☐

**CURGOV**

11. On the whole, how good do you think the current government is in administering state affairs?

- \_\_\_ ① Very good                      \_\_\_ ④ Somewhat poor  
\_\_\_ ② Somewhat good                      \_\_\_ ⑤ Very poor  
\_\_\_ ③ Neither good nor poor                      \_\_\_ (8) DON'T KNOW

☐

**PARTYID**

12. Currently which political party do you support most?

- \_\_\_ ① Grand National Party                      \_\_\_ ⑦ Solidarity for New Progressive Party  
\_\_\_ ② Democratic Party                      \_\_\_ ⑧ The Participation Party  
\_\_\_ ③ The Liberty Forward Party                      \_\_\_ (66) OTHER (SPECIFY : \_\_\_\_\_ )  
\_\_\_ ④ Future Hope Alliance                      \_\_\_ (77) NONE OF THESE  
\_\_\_ ⑤ Democratic Labor Party                      \_\_\_ (88) DON'T KNOW  
\_\_\_ ⑥ The Creative Korea Party

☐

**VOTEIO**

13. Did you vote in the 5th Nationwide local elections(June 2, 2010)?

- \_\_\_ ① Voted                      \_\_\_ ② Did not vote  
                    ↓                      \_\_\_ (8) DON'T KNOW  
                                         \_\_\_ (9) NOT ELIGIBLE

} (GO TO Q14)

☐

**VOTEIO1 (IF VOTED IN THE ELECTION)**

13.1 Which party's candidate did you vote to at that time?

SHOW  
CARD

- \_\_\_ ① Grand National Party                      \_\_\_ ⑦ Solidarity for New Progressive Party  
\_\_\_ ② Democratic Party                      \_\_\_ ⑧ The Participation Party  
\_\_\_ ③ The Liberty Forward Party                      \_\_\_ (66) OTHER (SPECIFY : \_\_\_\_\_ )  
\_\_\_ ④ Future Hope Alliance                      \_\_\_ (77) NONE OF THESE  
\_\_\_ ⑤ Democratic Labor Party                      \_\_\_ (88) DON'T KNOW  
\_\_\_ ⑥ The Creative Korea Party

☐



**PRTYABTI**

14. Which party do you think has the most ability to take political power in the next presidential election?

- |                      |                                 |  |                          |
|----------------------|---------------------------------|--|--------------------------|
| <b>SHOW<br/>CARD</b> | ___ ① Grand National Party      | ___ ⑦ Solidarity for New Progressive Party | <input type="checkbox"/> |
|                      | ___ ② Democratic Party          | ___ ⑧ The Participation Party              |                          |
|                      | ___ ③ The Liberty Forward Party | ___ (66) OTHER (SPECIFY : _____ )          |                          |
|                      | ___ ④ Future Hope Alliance      | ___ (77) NONE OF THESE                     |                          |
|                      | ___ ⑤ Democratic Labor Party    | ___ (88) DON'T KNOW                        |                          |
|                      | ___ ⑥ The Creative Korea Party  |  |                          |

**PARTYLR**

15. To what degree do you think yourself politically liberal or conservative?

- |                     |  |                             |                          |
|---------------------|--|-----------------------------|--------------------------|
| <b>PROBI<br/>NG</b> | ___ ① Very liberal                     | ___ ④ Somewhat conservative | <input type="checkbox"/> |
|                     | ___ ② Somewhat liberal                 | ___ ⑤ Very conservative     |                          |
|                     | ___ ③ Neither liberal nor conservative | ___ (8) DON'T KNOW          |                          |

**SATPOL**

16. How satisfied are you with the current state of politics in South Korea?

- |                     |  |                             |                          |
|---------------------|--|-----------------------------|--------------------------|
| <b>PROBI<br/>NG</b> | ___ ① Very satisfied                     | ___ ④ Somewhat dissatisfied | <input type="checkbox"/> |
|                     | ___ ② Somewhat satisfied                 | ___ ⑤ Very dissatisfied     |                          |
|                     | ___ ③ Neither satisfied nor dissatisfied | ___ (8) DON'T KNOW          |                          |

**POLPROS**

17. Do you think the political conditions in South Korea will be much better, somewhat better, about the same, somewhat worse, or much worse?

- |                       |                      |                          |
|-----------------------|----------------------|--------------------------|
| ___ ① Much better     | ___ ④ Somewhat worse | <input type="checkbox"/> |
| ___ ② Somewhat better | ___ ⑤ Much worse     |                          |
| ___ ③ About the same  | ___ (8) DON'T KNOW   |                          |

**UNIONDSR**

18. What kind of labor union do you think is the most desirable for the union activities in South Korea?

- |                     |   |   |                          |
|---------------------|---|---|--------------------------|
| <b>PROBI<br/>NG</b> | ___ ① Company(firm)-level union   | ___ ③ National-level union(Federation of Korean Trade Unions, Korean Confederation of Trade Unions, etc.) | <input type="checkbox"/> |
|                     | ___ ② Industry-level union(Korean Financial Industry Union, Korean Union of Teaching and Education Workers, Korea Metal Worker's Union, etc.) | ___ (8) DON'T KNOW  |                          |

**UNIONO6**

19. How moderate or stubborn do you think labor unions are in South Korea?

- |                                     |                         |                          |
|-------------------------------------|-------------------------|--------------------------|
| ___ ① Very moderate                 | ___ ④ Somewhat stubborn | <input type="checkbox"/> |
| ___ ② Somewhat moderate             | ___ ⑤ Very stubborn     |                          |
| ___ ③ Neither moderate nor stubborn | ___ (8) DON'T KNOW      |                          |

**ECOPROS**

20. Do you think the economic conditions in South Korea will be much better, somewhat better, about the same, somewhat worse, or much worse?

- |                       |                      |                          |
|-----------------------|----------------------|--------------------------|
| ___ ① Much better     | ___ ④ Somewhat worse | <input type="checkbox"/> |
| ___ ② Somewhat better | ___ ⑤ Much worse     |                          |
| ___ ③ About the same  | ___ (8) DON'T KNOW   |                          |

**SATECO**

21. How satisfied are you with the current state of economy in South Korea?

- |  |                             |                          |
|--|-----------------------------|--------------------------|
| ___ ① Very satisfied                     | ___ ④ Somewhat dissatisfied | <input type="checkbox"/> |
| ___ ② Somewhat satisfied                 | ___ ⑤ Very dissatisfied     |                          |
| ___ ③ Neither satisfied nor dissatisfied | ___ (8) DON'T KNOW          |                          |



**RANK**

22. In our society there are groups which tend to be towards the top and groups which tend to be towards the bottom. Below is a scale that runs from top (10) to bottom (1). Where would you put yourself now on this scale?

SHOW CARD	Bottom		Top	DK	
		①	②	③	④
		⑤	⑥	⑦	⑧
		⑨	⑩	(88)	

**SATFIN**

23. How satisfied are you with the economic condition of your family?

- |  |                             |  |
|--|-----------------------------|--|
| ___ ① Very satisfied                     | ___ ④ Somewhat dissatisfied |  |
| ___ ② Somewhat satisfied                 | ___ ⑤ Very dissatisfied     |  |
| ___ ③ Neither satisfied nor dissatisfied | ___ (8) DON'T KNOW          |  |

**FINRELA**

24. Compared to South Korean families in general, would you say your family income is -- far above average above average, average, below average, or far below average?

- |                         |                         |  |
|-------------------------|-------------------------|--|
| ___ ① Far above average | ___ ④ Below average     |  |
| ___ ② Above average     | ___ ⑤ Far below average |  |
| ___ ③ Average           | ___ (8) DON'T KNOW      |  |

**PARSOL**

25. Compared to your parents when they were the age you are now, do you think your own standard of living now is much better, somewhat better, about the same, somewhat worse, or much worse than theirs was?

- |                       |                      |  |
|-----------------------|----------------------|--|
| ___ ① Much better     | ___ ④ Somewhat worse |  |
| ___ ② Somewhat better | ___ ⑤ Much worse     |  |
| ___ ③ About the same  | ___ (8) DON'T KNOW   |  |

**KIDSOLO6**

26. When your children reach the age you are now, do you think their standard of living will be much better, somewhat better, about the same, somewhat worse, or much worse than yours? Please answer questions even if you don't have children.

- |                       |                      |  |
|-----------------------|----------------------|--|
| ___ ① Much better     | ___ ④ Somewhat worse |  |
| ___ ② Somewhat better | ___ ⑤ Much worse     |  |
| ___ ③ About the same  | ___ (8) DON'T KNOW   |  |

**ATTEND**

27. How often do you attend religious services?

- |                                     |                                |  |
|-------------------------------------|--------------------------------|--|
| ___ (01) A few times a week         | ___ (06) Once a year           |  |
| ___ (02) Once a week                | ___ (07) Less than once a year |  |
| ___ (03) Two or three times a month | ___ (08) NEVER                 |  |
| ___ (04) Once a month               | ___ (88) DON'T KNOW            |  |
| ___ (05) Several times a year       |                                |  |

**RELIG**

28. What is your religion?

- |                  |                                |  |
|------------------|--------------------------------|--|
| ___ ① Buddhism   | ___ ④ No religion (GO TO Q.29) |  |
| ___ ② Protestant | ___ (77) OTHER (SPECIFY )      |  |
| ___ ③ Catholic   |                                |  |

**RELITEN (IF YOU HAVE A RELIGION)**

28.1 Do you call yourself a strong, or not a very strong follower of your religion?

- |                       |                       |  |
|-----------------------|-----------------------|--|
| ___ ① Strong          | ___ ③ Not very strong |  |
| ___ ② Somewhat strong | ___ (8) DON'T KNOW    |  |



**※ Next, I'm going to ask about your family.**

**KIDNUMIO**

29. How many children (sons and daughters) have you had? Please include those who are living together with you or not and also include those who were born by natural birth or who were adopted (Don't include, however, those who are deceased).

Total: \_\_\_\_\_ (00) NONE

--	--

**HOMPOP**

30. How many family members, including yourself, live at your residence? Do not include those who are temporarily living elsewhere due to schooling, employment, military service, etc.

NUMBER OF FAMILY MEMBERS LIVING WITH RESPONDENT: \_\_\_\_\_

--	--

**SEPAPOP**

31. Are there any family members who are living somewhere else due to schooling, employment, military service, etc? (If there are) How many such persons are there?

NUMBER OF FAMILY MEMBERS LIVING AWAY FROM RESPONDENT: \_\_\_\_\_ (00) NONE

--	--

**UNRELAT**

32. How many persons live in your house who are not your family members (e.g., friends, partner, etc.)?

NUMBER OF NON-FAMILY MEMBERS LIVING WITH RESPONDENT: \_\_\_\_\_ (00) NONE

--	--



33. I would like to ask about your relationship with your family members. Family members include those living in your house, living somewhere else, and those who are not blood-related to you but live in your house. Please answer the following questions accordingly.

(WRITE DOWN THE PERSON'S RELATIONSHIP TO THE RESPONDENT FIRST, AND THEN ASK THE PERSON'S SEX, AGE, MARITAL STATUS, CO-RESIDENCE STATUS, THE REASON FOR LIVING ELSEWHERE, EMPLOYMENT STATUS, AND THE REASON FOR NOT WORKING. MAKE SURE TO ASK ABOUT EACH AND EVERYONE COUNTED IN QUESTIONS 30, 31 AND 32 ABOVE.)

- 1) Relation to respondent
- 2) Is [PERSON] male or female?
- 3) How old is [PERSON]?
- 4) Is [PERSON] now married, widowed, divorced, separated, cohabiting, or never married?
- 5) Is [PERSON] living in your house, or is [PERSON] staying somewhere else?
- 6) (IF [PERSON] IS TEMPORARILY STAYING ELSEWHERE) What is the primary reason for not living together?
- 7) Is [PERSON] currently working for pay?
- 8) (IF NOT WORKING) What is the primary reason for not working?

SERIAL NUMBER	1) Relation to respondent		2) Sex		3) Age	4) Marital status		5) Co-Residence Status				7) Employment status			
	Relation	Code	① M	② F		Status	Code	① Living together	② Not living together	6) Reason for not living together		① Employed	② Not employed	8) Reason for not working	
										Reason	Code			Reason	Code
1	RELATE		SEX		AGE	MARITAL		AWAY		WHYAWY		EMPTY		WHYNOE	
2	RELATE2		GENDER2		OLD2	MAR2		AWAY2		WHYAWY2		EMPTY2		WHYNOE2	
3	RELATE3		GENDER3		OLD3	MAR3		AWAY3		WHYAWY3		EMPTY3		WHYNOE3	
4	RELATE4		GENDER4		OLD4	MAR4		AWAY4		WHYAWY4		EMPTY4		WHYNOE4	
5	RELATE5		GENDER5		OLD5	MAR5		AWAY5		WHYAWY5		EMPTY5		WHYNOE5	
6	RELATE6		GENDER6		OLD6	MAR6		AWAY6		WHYAWY6		EMPTY6		WHYNOE6	
7	RELATE7		GENDER7		OLD7	MAR7		AWAY7		WHYAWY7		EMPTY7		WHYNOE7	
8	RELATE8		GENDER8		OLD8	MAR8		AWAY8		WHYAWY8		EMPTY8		WHYNOE8	
9	RELATE9		GENDER9		OLD9	MAR9		AWAY9		WHYAWY9		EMPTY9		WHYNOE9	
10	RELATE10		GENDER10		OLD10	MAR10		AWAY10		WHYAWY10		EMPTY10		WHYNOE10	

#### 《 CODE LISTS 》

1) Relation to respondent			4) Marital status	6) Reasons for living elsewhere	8) Reasons for not working	
(01) Respondent	(11) Grand child	(21) Parent's sibling	① Married	(01) Schooling	(01) Below school age	(11) Searching for job
(02) Spouse	(12) Grand child's spouse	(22) Friend	② Widowed	(02) Employment	(02) In school	(12) Studying
(03) 1st child	(13) Parent	(23) Boarder	③ Divorced	(03) Military service	(03) Staying at home	(13) In the army
(04) 2nd child	(14) Spouse's parent	(24) Housemaid	④ Separated	(04) Respondent's schooling	(04) Old age	(14) Business Failure
(05) 3rd child	(15) Sibling	(25) Partner	⑤ Never married	(05) Respondent's employment	(05) Illness	(15) Do not want to get a job
(06) 4th child	(16) Spouse's sibling	(26) Care provider	⑥ Cohabiting	(77) OTHER (SPECIFY:_____)	(06) Disabled	(17) Religious Belief
(07) 5th child	(17) Grand parent	(77) OTHER (SPECIFY:_____)			(07) Temporarily not working	(18) To Take care of family
(08) 6th child	(18) Nephew/Niece				(08) Unemployed	(19) Can't get a job
(09) 7th child	(19) Cousin				(09) Retired	(77) OTHER (SPECIFY:_____)
(10) Child's spouse	(20) Sibling's spouse				(10) Retired under the age limit	

HHWHO / HDHEAD / HHSEX / HHAGE / HHMARI / HHAWAY / HHWHYAWY / HHEMPTY / HHWHYNOE

34. Who is the household head?

(WRITE DOWN THE SERIAL NUMBER AND RELATION TO THE RESPONDENT FROM THE ABOVE TABLE)

RELATION TO RESPONDENT: \_\_\_\_\_ SERIAL NUMBER: \_\_\_\_\_

--	--	--	--	--	--



※ Now, I would like to ask you about how much education you and your family members have received.

### EDUC

35. What is the highest level of school you have attended?

____ (00) NO FORMAL SCHOOL ____ (08) OTHERS (EX. SEODANG)	____ (01) Elementary school    ____ (04) Junior college(Two or three-year course) ____ (02) Junior high school    ____ (05) College (Four-year course) ____ (03) High school    ____ (06) Graduate school (Masters) ____ (07) Graduate school (PhD)		<input type="text"/> <input type="text"/>
	▼		
	<b>GRADUATE</b> 35.1 Did you graduate from this school, or are you currently attending?		
	____ ① Graduated	____ ② Dropped out	
▼	<b>DROPYR</b> 35.2 In what grade did you drop out?		<input type="text"/> <input type="text"/>
	____ GRADE		
		<b>CURRYR</b> 35.3 What grade are you in?	<input type="text"/> <input type="text"/>
		____ GRADE	<input type="text"/> <input type="text"/>

### HIEDUCYR

36. (If attended junior college or more) How long did you attend the formal schools after graduating from the high school?

### SPEDUC

37. What is the highest level of school your spouse has attended?

____ (99) NO SPOUSE ____ (00) NO FORMAL SCHOOL ____ (08) OTHERS (EX. SEODANG)	____ (01) Elementary school    ____ (04) Junior college(Two or three-year course) ____ (02) Junior high school    ____ (05) College (Four-year course) ____ (03) High school    ____ (06) Graduate school (Masters) ____ (07) Graduate school (PhD)		<input type="text"/> <input type="text"/>
	▼		
	<b>SPGRAD</b> 37.1 Did your spouse graduate from this school, or is s/he currently attending?		
	____ ① Graduated	____ ② Dropped out	
▼	<b>SPDROPYR</b> 37.2 In what grade did s/he drop out?		<input type="text"/> <input type="text"/>
	____ GRADE		
		<b>SPCURRYR</b> 37.3 What grade is s/he in?	<input type="text"/> <input type="text"/>
		____ GRADE	<input type="text"/> <input type="text"/>

### PAEDUC

38. What is the highest level of school your father has attended?

____ (00) NO FORMAL SCHOOL ____ (08) OTHERS (EX. SEODANG) ____ (88) DON'T KNOW	____ (01) Elementary school    ____ (04) Junior college(Two or three-year course) ____ (02) Junior high school    ____ (05) College (Four-year course) ____ (03) High school    ____ (06) Graduate school (Masters) ____ (07) Graduate school (PhD)		<input type="text"/> <input type="text"/>
	▼		
	<b>PAGRAD</b> 38.1 Did your father graduate from this school, or is he currently attending?		
	____ ① Graduated	____ ② Dropped out	
▼	<b>PADROPYR</b> 38.2 In what grade did he drop out?		<input type="text"/> <input type="text"/>
	____ GRADE		
		<b>PACURRYR</b> 38.3 What grade is he in?	<input type="text"/> <input type="text"/>
		____ GRADE	<input type="text"/> <input type="text"/>

### MAEDUC

39. What is the highest level of school your mother has attended?

____ (00) NO FORMAL SCHOOL ____ (08) OTHERS (EX. SEODANG) ____ (88) DON'T KNOW	____ (01) Elementary school    ____ (04) Junior college(Two or three-year course) ____ (02) Junior high school    ____ (05) College (Four-year course) ____ (03) High school    ____ (06) Graduate school (Masters) ____ (07) Graduate school (Ph. D)		<input type="text"/> <input type="text"/>
	▼		
	<b>MAGRAD</b> 39.1 Did your mother graduate from this school, or is she currently attending?		
	____ ① Graduated	____ ② Dropped out	
▼	<b>MADROPYR</b> 39.2 In what grade did she drop out?		<input type="text"/> <input type="text"/>
	____ GRADE		
		<b>MACURRYR</b> 39.3 What grade is she in?	<input type="text"/> <input type="text"/>
		____ GRADE	<input type="text"/> <input type="text"/>



※ Next, I am going to ask about your main job.

INCMR

40. Do you have a job that provides income?

<p>PROBING</p>		<p>① Yes <input checked="" type="checkbox"/></p>		<p>② No <input checked="" type="checkbox"/></p>	
<p><b>EMPED</b> 40.1 Do you work for someone else?</p>		<p>① Yes <input checked="" type="checkbox"/></p>		<p>② No <input checked="" type="checkbox"/></p>	
<p><b>WGSTAT</b> 40.2 What is your employment status? ① Regular employee ② Temporary employee ③ Day labor</p>		<p><b>SFSTAT</b> 40.8 If not employed, are you working for the family, self-employed with no employees, or self-employed with employees? ① Working for family without being paid ② Self-employed with no employees ③ Self-employed with employees (GO TO Q 40.8.1)</p>		<p><b>UNSRCH</b> 40.15 Over the last 7 days, did you actively look for a job? ① Yes ② No</p>	
<p><b>WGPTFL</b> 40.3 Are you working part time or full time? ① Part-time ② Full-time</p>		<p><b>SFNOHI</b> (IF SELF-EMPLOYED WITH EMPLOYEES) 40.8.1 How many employees do you employ? NUMBER OF EMPLOYEES: _____</p>		<p><b>UNXTINC/UNXTINCO/UNXTINCM</b> 40.16 Do you have any sources of income? This interest or dividends, rent, social security, other pensions, alimony or child support, public aid (welfare), and armed forces or veteran's allotment. ① Yes ② No (GO TO Q.40.17)</p>	
<p><b>WGWKHR</b> 40.4 How many hours a week do you work on average? Hours _____ (888) DON'T KNOW</p>		<p><b>SFPTFL</b> 40.9 Are you working part time or full time? ① Part-time ② Full-time</p>		<p>Monthly Average Income: _____ MAN(10,000)WON (CODE NO.: _____) (88) DON'T KNOW (77) Refusal</p>	
<p><b>WGSTAB</b> 40.5 Is it possible to keep this job as long as you want? ① Yes ② No (8) DON'T KNOW</p>		<p><b>SFNOHI</b> (IF SELF-EMPLOYED WITH EMPLOYEES) 40.8.1 How many employees do you employ? NUMBER OF EMPLOYEES: _____</p>		<p><b>UNWKEX</b> 40.17 Have you ever had a paid job? ① Yes ② No (GO TO Q42)</p>	
<p><b>WGSECT</b> 40.6 Are you employed by the government, a publicly owned firm, a private firm, or a non-profit organization? ① Government ② Publicly owned firm ③ Private firm ④ Non-profit organization</p>		<p><b>SFNOHI</b> (IF SELF-EMPLOYED WITH EMPLOYEES) 40.8.1 How many employees do you employ? NUMBER OF EMPLOYEES: _____</p>		<p><b>UNSTAT</b> 40.18 What type of job did you have at that time? ① Worked for government ② Worked for private firm ③ Worked for publicly owned firm ④ Worked for non-profit organization ⑤ Worked for family without being paid ⑥ Self-employed with no employees ⑦ Self-employed with employees (GO TO Q40.18.1)</p>	
<p><b>WGUNN</b> 40.7 Are you a union member? ① Yes ② No (GO TO Q40.7.1)</p>		<p><b>SFNOHI</b> (IF SELF-EMPLOYED WITH EMPLOYEES) 40.8.1 How many employees do you employ? NUMBER OF EMPLOYEES: _____</p>		<p><b>UNNOHI</b> 40.18.1 How many employees did you employ? NUMBER OF EMPLOYEES: _____</p>	
<p><b>WGUNNP (IF NOT UNION MEMBER)</b> 40.7.1 Were you a member of trade union before? ① Yes ② No</p>		<p><b>SFNOHI</b> (IF SELF-EMPLOYED WITH EMPLOYEES) 40.8.1 How many employees do you employ? NUMBER OF EMPLOYEES: _____</p>		<p><b>UNSUBO</b> 40.19 Did you have any subordinates in your workplace whom you directly managed and supervised? ① Yes ② No</p>	
<p><b>NUMSUP</b> 40.12.1 How many subordinates do you have in your workplace whom you manage and supervise? _____ persons (IF NOT HAVE, GO TO Q40.13)</p>		<p><b>SFNOHI</b> (IF SELF-EMPLOYED WITH EMPLOYEES) 40.8.1 How many employees do you employ? NUMBER OF EMPLOYEES: _____</p>		<p><b>UNWKHR</b> 40.20 How many hours a week did you work on average? Hours _____ (888) DON'T KNOW</p>	
<p><b>EMSUBO</b> 40.12.2 Do you have any subordinates in your workplace whom you directly manage and supervise? ① Yes ② No (8) DON'T KNOW</p>		<p><b>SFNOHI</b> (IF SELF-EMPLOYED WITH EMPLOYEES) 40.8.1 How many employees do you employ? NUMBER OF EMPLOYEES: _____</p>		<p><b>UNWKHR</b> 40.20 How many hours a week did you work on average? Hours _____ (888) DON'T KNOW</p>	
<p><b>RINCOMO / RINCOME</b> 40.13 Before taxes and other deductions, what is your total monthly average income from this job? This includes your base pay, bonuses, and other allowances. (IF THE RESPONDENT DOES NOT HAVE A REGULAR MONTHLY INCOME (EX. FARMER), THEN DIVIDE THE ESTIMATED ANNUAL INCOME BY 12.) ABOUT _____ MAN(10,000) WON (CODE NO.: _____) (88) DON'T KNOW (77) Refusal</p>		<p><b>SFNOHI</b> (IF SELF-EMPLOYED WITH EMPLOYEES) 40.8.1 How many employees do you employ? NUMBER OF EMPLOYEES: _____</p>		<p><b>UNWKHR</b> 40.20 How many hours a week did you work on average? Hours _____ (888) DON'T KNOW</p>	
<p><b>RXTINC / RXTINCO / RXTINCM</b> 40.14 Beside income from your main job, do you have other sources of income? This includes interest or dividends, rent, social security, other pensions, alimony or child support, public aid (welfare), and armed forces or veteran's allotment. If any, what is your monthly average income? ① Yes ② No (GO TO Q.41)</p>		<p><b>SFNOHI</b> (IF SELF-EMPLOYED WITH EMPLOYEES) 40.8.1 How many employees do you employ? NUMBER OF EMPLOYEES: _____</p>		<p><b>UNWKHR</b> 40.20 How many hours a week did you work on average? Hours _____ (888) DON'T KNOW</p>	
<p>Other Monthly Average Income: _____ MAN(10,000) WON (CODE NO.: _____) (88) DON'T KNOW (77) Refusal</p>		<p><b>SFNOHI</b> (IF SELF-EMPLOYED WITH EMPLOYEES) 40.8.1 How many employees do you employ? NUMBER OF EMPLOYEES: _____</p>		<p><b>UNWKHR</b> 40.20 How many hours a week did you work on average? Hours _____ (888) DON'T KNOW</p>	

INDUSTRY (INDUS08) / OCC (OCC08)

41. What kind of work do you normally do? What do you actually do in that job? If currently not working, tell me about your last job.

PROBING	41.1 INDUSTRY:	_____
	41.2 OCCUPATION:	_____



※ Next, I am going to ask about your spouse's main job.

SPINCMR

42. Does your spouse have a job that provides income?

(9) NO SPOUSE (GO TO Q.44)

PROBING

___ ① Yes <input type="checkbox"/>		___ ② No <input type="checkbox"/>
<b>SPEMPED</b> 42.1 Does your spouse work for someone else? <div style="display: flex; justify-content: space-between;"> <div style="width: 48%;"> <p style="text-align: center;">___ ① Yes <input type="checkbox"/></p> <b>SPWGSTAT</b>            42.2 What is your spouse's employment status?            ___ ① Regular employee            ___ ② Temporary employee            ___ ③ Day labor  <b>SPWGPFTL</b>            42.3 Is your spouse working part time or full time?            ___ ① Part-time ___ ② Full-time  <b>SPWGWKHR</b>            42.4 How many hours a week does your spouse work on average?            ___ Hours            (888) DON'T KNOW  <b>SPWGSTAB</b>            42.5 Is it possible for your spouse to keep this job as long as s/he wants?            ___ ① Yes ___ ② No            (8) DON'T KNOW  <b>SPWGSECT</b>            42.6 Is your spouse employed by the government, a publicly owned firm, a private firm, or a non-profit organization?            ___ ① Government            ___ ② Publicly owned firm            ___ ③ Private firm            ___ ④ Non-profit organization  <b>SPWGUNN</b>            42.7 Is your spouse a union member?            ___ ① Yes            ___ ② No (GO TO Q42.7.1)  <b>SPWGUNNP</b>            (IF NOT UNION MEMBER)            42.7.1 Was your spouse a member of trade union before?            ___ ① Yes ___ ② No <input type="checkbox"/> </div> <div style="width: 48%;"> <p style="text-align: center;">___ ② No <input type="checkbox"/></p> <b>SPSFSTAT</b>            42.8 If not employed, is your spouse working for the family, self-employed with no employees, or self-employed with employees?            ___ ① Working for family without being paid            ___ ② Self-employed with no employees            ___ ③ Self-employed with employees            (GO TO Q42.8.1)  <b>SPSFNOHI</b>            (IF SELF-EMPLOYED WITH EMPLOYEES)            42.8.1 How many employees does your spouse employ?            NUMBER OF EMPLOYEES: _____  <b>SPSFPTFL</b>            42.9 Is your spouse working part time or full time?            ___ ① Part-time ___ ② Full-time  <b>SPSFWKHR</b>            42.10 How many hours a week does your spouse work on average?            ___ Hours            (888) DON'T KNOW <input type="checkbox"/> </div> </div>		<b>SPUNSRCH</b> 42.14 Over the last 7 days, did your spouse actively look for a job? ___ ① Yes ___ ② No <b>SPUNXTN/SPUNXTNO/SPUNXTNM</b> 42.15 Does your spouse have any sources of income? This interest or dividends, rent, social security, other pensions, alimony or child support, public aid (welfare), and armed forces or veteran's allotment. ___ ① Yes ___ ② No (GO TO Q42.16) <input type="checkbox"/> Monthly Average Income: (10,000) WON (CODE NO.: _____) (88) DON'T KNOW <b>SPUNWKEX</b> 42.16 Has your spouse ever had a paid job? ___ ① Yes ___ ② No (GO TO Q.44) <b>SPUNSTAT</b> 42.17 What type of job did your spouse have at that time? ___ ① Worked for government ___ ② Worked for private firm ___ ③ Worked for publicly owned firm ___ ④ Worked for non-profit organization ___ ⑤ Worked for family without being paid ___ ⑥ Self-employed with no employees ___ ⑦ Self-employed with employees (GO TO Q42.17.1) <b>SPUNNOHI</b> 42.17.1 How many employees did your spouse employ? NUMBER OF EMPLOYEES: _____ (888) DON'T KNOW <b>SPUNSUBO</b> 42.18 Did your spouse have any subordinates in the workplace whom s/he directly managed and supervised? ___ ① Yes ___ ② No (8) DON'T KNOW <b>SPUNWKHR</b> 42.19 How many hours a week did your spouse work on average? ___ Hours (888) DON'T KNOW
<b>SPNUMSUP</b> 42.11.1 How many subordinates does your spouse have in the workplace whom s/he manages and supervises? _____ persons (IF NOT HAVE, GO TO Q42.12) <b>SPEMSUBO</b> 42.11.2 Does your spouse have any subordinates in the workplace whom s/he directly manages and supervises? ___ ① Yes ___ ② No ___ (8) DON'T KNOW <b>SPINCOMO / SPINCOME</b> 42.12 Before taxes and other deductions, what is your spouse's total monthly average income from this job? This includes his/her base pay, bonuses, and other allowances. (IF THE RESPONDENT'S SPOUSE DOES NOT HAVE A REGULAR MONTHLY INCOME (EX. FARMER), THEN DIVIDE THE ESTIMATED ANNUAL INCOME BY 12) ABOUT _____ MAN(10,000) WON (CODE NO.: _____) (88) DON'T KNOW (77) Refusal <b>SPXTINC / SPXTINCO / SPXTINCM</b> 42.13 Beside income from the main job of your spouse, does your spouse have other sources of income? This includes interest or dividends, rent, social security, other pensions, alimony or child support, public aid (welfare), and armed forces or veteran's allotment. If any, what is his/her monthly average income? ___ ① Yes ___ ② No (GO TO Q.43) <input type="checkbox"/> Other Monthly Average Income: _____ MAN(10,000) WON (CODE NO.: _____) (88) DON'T KNOW (77) Refusal		

SPIND(SPINDO8) / SPOCC(SPOCCO8)

43. What kind of work does your spouse normally do? What does s/he actually do in that job? If currently not working, tell me about his/her last job.

PROBING

43.1 INDUSTRY: \_\_\_\_\_

43.2 OCCUPATION: \_\_\_\_\_



**INCOMO/INCOME**

44. What is the approximate total monthly income of your household before tax deductions? Please include the income of all household members, including yourself, such as employment income, interest, property and rental income, pensions, various subsidies, or personal financial support received from others. (For agricultural income or similar, divide the annual income by 12 to enter the monthly amount, and be sure to account for the income of all household members listed in questions 30, 31, and 32, whether they live with you or not. However, exclude household members who do not share finances.)

APPROXIMATELY:                      MAN(10,000) WON (CODE NUMBER:                      )                      (88) DON'T KNOW                      (77) Refusal

--	--	--	--	--	--	--	--	--	--

**URBRURAL**

45. Which of the categories below comes closest to the type of place you are living in now?

- ☐ ① A big city                      ☐ ③ A small city or a town                      ☐ ⑤ A farm or home in the country  
☐ ② The suburbs or outskirts of a big city                      ☐ ④ A country village                      ☐ (8) DON'T KNOW

**STRESSFUL**

46. People sometimes get stressed in their daily life. How stressed do you usually get in your daily life?

- ☐ ① Very much stressed                      ☐ ③ Not stressed much  
☐ ② Somewhat stressed                      ☐ ④ Almost never stressed

**FINALTER**

47. During the last few years, has the financial situation of your household been getting much better, somewhat better, stayed the same, somewhat worse, or much worse?

- ☐ ① Much better                      ☐ ④ Somewhat worse  
☐ ② Somewhat better                      ☐ ⑤ Much worse  
☐ ③ Stayed the same                      ☐ (8) DON'T KNOW

**FINPROS**

48. Within the next 10 years, do you think the financial situation of your household will be getting much better, somewhat better, about the same, somewhat worse, or much worse than now?

- ☐ ① Much better                      ☐ ④ Somewhat worse  
☐ ② Somewhat better                      ☐ ⑤ Much worse  
☐ ③ About the same                      ☐ (8) DON'T KNOW

**CANTRUST**

49. Generally speaking, would you say that people can be trusted, or that you can't be too careful in dealing with people?

- ☐ ① People can almost always be trusted                      ☐ ③ You usually can't be too careful in dealing with people                      ☐ (8) DON'T KNOW  
☐ ② People can usually be trusted                      ☐ ④ You almost always can't be too careful in dealing with people

50. To what extent do you agree or disagree that each of the following things is done after some important decisions are made in Korean society?

SHOW  
CARD

Strongly agree	Agree	Neither agree nor disagree	Disagree	Strongly disagree
----------------	-------	----------------------------	----------	-------------------

- |                 |  |                            |                            |                            |                            |                            |
|-----------------|--|----------------------------|----------------------------|----------------------------|----------------------------|----------------------------|
| <b>KRDCAFT1</b> | 1) Informs people of the content of the decisions  | <input type="checkbox"/> ① | <input type="checkbox"/> ② | <input type="checkbox"/> ③ | <input type="checkbox"/> ④ | <input type="checkbox"/> ⑤ |
| <b>KRDCAFT2</b> | 2) Informs people of the process decisions are made  | <input type="checkbox"/> ① | <input type="checkbox"/> ② | <input type="checkbox"/> ③ | <input type="checkbox"/> ④ | <input type="checkbox"/> ⑤ |
| <b>KRDCAFT3</b> | 3) Explains potential consequences of the decisions upon the people                          | <input type="checkbox"/> ① | <input type="checkbox"/> ② | <input type="checkbox"/> ③ | <input type="checkbox"/> ④ | <input type="checkbox"/> ⑤ |
| <b>KRDCAFT4</b> | 4) Takes complementary measures for those people who would be disadvantaged by the decisions | <input type="checkbox"/> ① | <input type="checkbox"/> ② | <input type="checkbox"/> ③ | <input type="checkbox"/> ④ | <input type="checkbox"/> ⑤ |



※ To begin with, we have some questions about health.

HAPINSS1

51. If you were to consider your life in general, how happy or unhappy would you say you are, on the whole?

SHOW  
CARD

- \_\_\_ ① Completely happy      \_\_\_ ④ Neither happy nor unhappy      \_\_\_ ⑤ Fairly unhappy      ☐
- \_\_\_ ② Very happy      \_\_\_ ⑥ Very unhappy
- \_\_\_ ③ Fairly happy      \_\_\_ ⑦ Completely unhappy

52. In general, how much confidence do you have in...

CONFEDUC

1) the educational system in Korea?

Complete confidence	A great deal of confidence	Some confidence	Very little confidence	Very little confidence
---------------------	----------------------------	-----------------	------------------------	------------------------

\_\_\_ ① \_\_\_      \_\_\_ ② \_\_\_      \_\_\_ ③ \_\_\_      \_\_\_ ④ \_\_\_      \_\_\_ ⑤ \_\_\_

CONFMEDI

2) the health care system in Korea?

\_\_\_ ① \_\_\_      \_\_\_ ② \_\_\_      \_\_\_ ③ \_\_\_      \_\_\_ ④ \_\_\_      \_\_\_ ⑤ \_\_\_

MEDICHNG

53. In general, would you say that the health care system in Korea ...

SHOW  
CARD

- \_\_\_ ① Needs no changes?      \_\_\_ ③ Needs many changes?      ☐
- \_\_\_ ② Needs a few changes?      \_\_\_ ④ Needs to be completely changed?

EDUCHIGH

54. Is it fair or unfair that people with higher incomes can afford better education for their children than people with lower incomes?

- \_\_\_ ① Very fair      \_\_\_ ③ Neither fair nor unfair      \_\_\_ ④ Somewhat unfair      ☐
- \_\_\_ ② Somewhat fair      \_\_\_ ⑤ Very unfair

HLCACHIGH

55. Is it fair or unfair that people with higher incomes can afford better health care than people with lower incomes?

- \_\_\_ ① Very fair      \_\_\_ ③ Neither fair nor unfair      \_\_\_ ④ Somewhat unfair      ☐
- \_\_\_ ② Somewhat fair      \_\_\_ ⑤ Very unfair

56. How much do you agree or disagree with the following statements?

SHOW  
CARD

Strongly agree	Agree	Neither agree nor disagree	Disagree	Strongly disagree
----------------	-------	----------------------------	----------	-------------------

HLCAKRI 1) In the next few years the health care system in Korea will improve

\_\_\_ ① \_\_\_      \_\_\_ ② \_\_\_      \_\_\_ ③ \_\_\_      \_\_\_ ④ \_\_\_      \_\_\_ ⑤ \_\_\_

HLCAKR2 2) People use health care services more than necessary

\_\_\_ ① \_\_\_      \_\_\_ ② \_\_\_      \_\_\_ ③ \_\_\_      \_\_\_ ④ \_\_\_      \_\_\_ ⑤ \_\_\_

HLCAKR3 3) The government should provide only limited health care services

\_\_\_ ① \_\_\_      \_\_\_ ② \_\_\_      \_\_\_ ③ \_\_\_      \_\_\_ ④ \_\_\_      \_\_\_ ⑤ \_\_\_

HLCAKR4 4) In general, the health care system in Korea is inefficient

\_\_\_ ① \_\_\_      \_\_\_ ② \_\_\_      \_\_\_ ③ \_\_\_      \_\_\_ ④ \_\_\_      \_\_\_ ⑤ \_\_\_

HLCATAX

57. How willing would you be to pay higher taxes to improve the level of health care for all people in Korea?

- \_\_\_ ① Very willing      \_\_\_ ③ Neither willing nor unwilling      \_\_\_ ④ Fairly unwilling      ☐
- \_\_\_ ② Fairly willing      \_\_\_ ⑤ Very unwilling



58. Are you in favor of or against public funding of ...

SHOW CARD			Strongly in favor of	In favor of	Neither in favor of nor against	Against	Strongly against
PROBING	PUBFUND1	1) preventive medical checkups?	___①___	___②___	___③___	___④___	___⑤___
	PUBFUND2	2) treatment of HIV/AIDS?	___①___	___②___	___③___	___④___	___⑤___
	PUBFUND3	3) programs to prevent obesity?	___①___	___②___	___③___	___④___	___⑤___
	PUBFUND4	4) organ transplants?	___①___	___②___	___③___	___④___	___⑤___

59. How much do you agree or disagree with the following statements?

SHOW CARD		People should have access to publicly funded health care even if they ...	Strongly agree	Agree	Neither agree nor disagree	Disagree	Strongly disagree
ACCPUB1	1) do not hold citizenship of Korea		①	②	③	④	⑤
ACCPUB2	2) behave in ways that damage their health		①	②	③	④	⑤

ACCPUBNO

60. In your opinion, how many people are there in Korea who do not have access to the health care they need?

- \_\_\_\_ ① None
 \_\_\_\_ ③ Some
 ☐
- \_\_\_\_ ② Very few
 \_\_\_\_ ④ Many

61. Severe health problems may have many causes. How much do you agree or disagree with the following statements?

SHOW CARD		People suffer from severe health problems ...				
		Strongly agree	Agree	Neither agree nor disagree	Disagree	Strongly disagree
HPBMWHY1	1) because they behaved in ways that damaged their health	①	②	③	④	⑤
HPBMWHY2	2) because of the environment they are exposed to at work or where they live	①	②	③	④	⑤
HPBMWHY3	3) because of their genes	①	②	③	④	⑤
HPBMWHY4	4) because they are poor	①	②	③	④	⑤

TRTNEED1

62. Suppose two equally sick people need the same heart operation. **One does not smoke, the other is a heavy smoker.** In your opinion who should get the operation first?

- \_\_\_ ① The non-smoker                      \_\_\_ ③ Their smoking habits should make no difference
- \_\_\_ ② The heavy smoker

TRTNEED2

63. Now, suppose two other equally sick people need the same heart operation. **One is aged 30, the other 70.** In your opinion who should get the operation first?

- \_\_\_ ① The 30 year old                      \_\_\_ ③ Their ages should make no difference
- ② The 70 year old

TRTNEED3

64. Now, suppose two other equally sick people need the same heart operation. **One has young children, the other does not have young children.** In your opinion who should get the operation first?

- \_\_\_ ① The one who has young children      \_\_\_ ③ Having young children should make no difference
- ② The one who has no young children



65. How much do you agree or disagree with the following statements?

SHOW CARD		Strongly agree	Agree	Neither agree nor disagree	Disagree	Strongly disagree
PROBING	<b>ALTMED1</b> 1) [Alternative/traditional/folk] medicine provides better solutions for health problems than [mainstream/western conventional] medicine	___①___	___②___	___③___	___④___	___⑤___
	<b>ALTMED2</b> 2) [Alternative/traditional /folk] medicine promises more than it is able to deliver	___①___	___②___	___③___	___④___	___⑤___

66. How much do you agree or disagree with the following statements about doctors in general in Korea?

SHOW CARD		Strongly agree	Agree	Neither agree nor disagree	Disagree	Strongly disagree
<b>KRMD1</b>	1) All things considered, doctors can be trusted	___①___	___②___	___③___	___④___	___⑤___
<b>KRMD2</b>	2) Doctors discuss all treatment options with their patients	___①___	___②___	___③___	___④___	___⑤___
<b>KRMD3</b>	3) The medical skills of doctors are not as good as they should be	___①___	___②___	___③___	___④___	___⑤___
<b>KRMD4</b>	4) Doctors care more about their earnings than about their patients	___①___	___②___	___③___	___④___	___⑤___
<b>KRMD5</b>	5) Doctors would tell their patients if they made a mistake during treatment	___①___	___②___	___③___	___④___	___⑤___

67. During the **past 4 weeks** how often ...

SHOW CARD		Very often	Often	Sometimes	Seldom	Never
<b>HLTPBM1</b>	1) Have you had difficulties with work or household activities because of health problems?	___①___	___②___	___③___	___④___	___⑤___
<b>HLTPBM2</b>	2) Have you had bodily aches or pains?	___①___	___②___	___③___	___④___	___⑤___
<b>HLTPBM3</b>	3) Have you felt unhappy and depressed?	___①___	___②___	___③___	___④___	___⑤___
<b>HLTPBM4</b>	4) Have you lost confidence in yourself?	___①___	___②___	___③___	___④___	___⑤___
<b>HLTPBM5</b>	5) Have you felt you could not overcome your problems?	___①___	___②___	___③___	___④___	___⑤___

68. During the past 12 months, how often did you visit or were visited by ...

SHOW CARD		Never	Seldom	Sometimes	Often	Very often
<b>VISITMD</b>	1) a doctor?	___①___	___②___	___③___	___④___	___⑤___
<b>VISITALT</b>	2) an [alternative/traditional /folk] health care practitioner?	___①___	___②___	___③___	___④___	___⑤___

**INPATNT**

69. During the past 12 months, have you been in hospital or a clinic as an inpatient overnight? (Note: this also includes giving birth.)

\_\_\_ ① Yes

\_\_\_ ② No

☐

70. During the past 12 months did it ever happen that you did not get the medical treatment you needed because ...

	Yes	No	Did not need medical treatment
<b>TRTWHY1</b> 1) you could not pay for it?	___①___	___②___	___(9)___
<b>TRTWHY2</b> 2) you could not take the time off work or had other commitments?	___①___	___②___	___(9)___
<b>TRTWHY3</b> 3) the treatment you needed was not available where you live or nearby?	___①___	___②___	___(9)___
<b>TRTWHY4</b> 4) the waiting list was too long?	___①___	___②___	___(9)___



71. How likely is it that if you become seriously ill, you would get or not get ...

SHOW  
CARD

It's certain I would get	It's likely I would get	Equal chance of getting or not getting	It's likely I would not get	It's certain I would not get
-----------------------------	----------------------------	--	--------------------------------	---------------------------------

**TRTPOS1** 1) the best treatment available in Korea \_\_\_\_\_ ① \_\_\_\_\_ ② \_\_\_\_\_ ③ \_\_\_\_\_ ④ \_\_\_\_\_ ⑤ \_\_\_\_\_

**TRTPOS2** 2) treatment from the doctor of your choice \_\_\_\_\_ ① \_\_\_\_\_ ② \_\_\_\_\_ ③ \_\_\_\_\_ ④ \_\_\_\_\_ ⑤ \_\_\_\_\_

#### HLCASAT

72. In general, how satisfied or dissatisfied are you with the health care system in Korea?

\_\_\_\_ ① Completely satisfied      \_\_\_\_ ④ Neither satisfied nor dissatisfied      \_\_\_\_ ⑤ Fairly dissatisfied      ☐

\_\_\_\_ ② Very satisfied      \_\_\_\_ ⑥ Very dissatisfied

\_\_\_\_ ③ Fairly satisfied      \_\_\_\_ ⑦ Completely dissatisfied

73. How satisfied or dissatisfied were you with the treatment you received ...

SHOW  
CARD

Completely satisfied	Very satisfied	Fairly satisfied	Neither satisfied nor dissatisfied	Fairly dissatisfied	Veru dissatisfied	Completely dissatisfied	Does not apply
-------------------------	-------------------	---------------------	---	------------------------	----------------------	----------------------------	-------------------

**TRTSAT1** 1) When you last visited a doctor? \_\_\_\_\_ ① \_\_\_\_\_ ② \_\_\_\_\_ ③ \_\_\_\_\_ ④ \_\_\_\_\_ ⑤ \_\_\_\_\_ ⑥ \_\_\_\_\_ ⑦ \_\_\_\_\_ ⑨ \_\_\_\_\_

**TRTSAT2** 2) When you last visited an  
[alternative/traditional/ folk] health \_\_\_\_\_ ① \_\_\_\_\_ ② \_\_\_\_\_ ③ \_\_\_\_\_ ④ \_\_\_\_\_ ⑤ \_\_\_\_\_ ⑥ \_\_\_\_\_ ⑦ \_\_\_\_\_ ⑨ \_\_\_\_\_  
care practitioner?

**TRTSAT3** 3) When you were last in hospital? \_\_\_\_\_ ① \_\_\_\_\_ ② \_\_\_\_\_ ③ \_\_\_\_\_ ④ \_\_\_\_\_ ⑤ \_\_\_\_\_ ⑥ \_\_\_\_\_ ⑦ \_\_\_\_\_ ⑨ \_\_\_\_\_

#### FREQSMIO

74. Do you smoke cigarettes, and if so about how many cigarettes a day?

SHOW  
CARD

\_\_\_\_ ① Do not smoke and never did      \_\_\_\_ ⑤ Smoke 11-20 cigarettes per day      ☐

\_\_\_\_ ② Do not smoke now but smoked in the past      \_\_\_\_ ⑥ Smoke 21-40 cigarettes per day

\_\_\_\_ ③ Smoke 1-5 cigarettes per day      \_\_\_\_ ⑦ Smoke more than 40 cigarettes per day

\_\_\_\_ ④ Smoke 6-10 cigarettes per day

75. How often do you ...

SHOW  
CARD

Never	Once a month or less often	Several times a month	Several times a week	Daily
-------	----------------------------------	-----------------------------	----------------------------	-------

**FREQDRIO** 1) drink 4 or more alcoholic drinks on the same day? \_\_\_\_\_ ① \_\_\_\_\_ ② \_\_\_\_\_ ③ \_\_\_\_\_ ④ \_\_\_\_\_ ⑤ \_\_\_\_\_

**FREQEXIO** 2) do physical activity for at least 20 minutes that makes you  
sweat or breathe more heavily than usual? \_\_\_\_\_ ① \_\_\_\_\_ ② \_\_\_\_\_ ③ \_\_\_\_\_ ④ \_\_\_\_\_ ⑤ \_\_\_\_\_

**FREQFRSH** 3) eat fresh fruit or vegetables? \_\_\_\_\_ ① \_\_\_\_\_ ② \_\_\_\_\_ ③ \_\_\_\_\_ ④ \_\_\_\_\_ ⑤ \_\_\_\_\_

#### HEALTHY

76. In general, would you say your health is ...

\_\_\_\_ ① excellent      \_\_\_\_ ③ Good      \_\_\_\_ ④ fair      ☐

\_\_\_\_ ② very good      \_\_\_\_ ⑤ poor

#### CHRONIC

77. Do you have a long-standing illness, a chronic condition, or a disability?

\_\_\_\_ ① Yes      \_\_\_\_ ② No      ☐

78. What is your ...

**HEIGHT** 1) Height \_\_\_\_\_ cm

--	--	--

**WEIGHT** 2) Weight \_\_\_\_\_ kg

--	--	--



**TYPEINSR**

79. What kind of health insurance do you have?

PROBING

- \_\_\_ ① Public health insurance only \_\_\_ ④ No health insurance at all  
\_\_\_ ② Public health insurance and private insurance \_\_\_ (8) DON'T KNOW  
\_\_\_ ③ Private health insurance only

**INSRCOVR**

80. Thinking about your health insurance coverage, would you say you are ...

- \_\_\_ ① Very well covered \_\_\_ ③ Not well covered  
\_\_\_ ② Well covered

81. Does your health insurance cover ...

SHOWCARD

- INSRCOV1** 1) the prescribed drugs you need?  
**INSRCOV2** 2) dental health care?  
**INSRCOV3** 3) in-patient health care in hospital or clinic?

Fully or almost fully covers

Does not fully cover

Does not cover

- \_\_\_ ① \_\_\_ \_\_\_ ② \_\_\_ \_\_\_ ③ \_\_\_  
\_\_\_ ① \_\_\_ \_\_\_ ② \_\_\_ \_\_\_ ③ \_\_\_  
\_\_\_ ① \_\_\_ \_\_\_ ② \_\_\_ \_\_\_ ③ \_\_\_

**SOCLIMIT**

82. In the past 4 weeks, to what extent did your health problems limit your usual social activities with family or friends?

- \_\_\_ ① Never \_\_\_ ③ Sometimes \_\_\_ ④ Often  
\_\_\_ ② Seldom \_\_\_ ⑤ Very often

※ Next let me ask you a few questions on human rights and donation behaviors in Korea.

83. People have different opinions on the degree to which individual's rights are important in democratic society. To what extent do you think each of the following things is important?

PROBING

Not important at all

Very important

Can't decide

- SOLOK** 1) Every people maintains an appropriate level of living standard \_\_\_ ① \_\_\_ \_\_\_ ② \_\_\_ \_\_\_ ③ \_\_\_ \_\_\_ ④ \_\_\_ \_\_\_ ⑤ \_\_\_ \_\_\_ ⑥ \_\_\_ \_\_\_ ⑦ \_\_\_ \_\_\_ ⑧ \_\_\_
- RGHTSMIN** 2) Government respects and protects the right of minority groups \_\_\_ ① \_\_\_ \_\_\_ ② \_\_\_ \_\_\_ ③ \_\_\_ \_\_\_ ④ \_\_\_ \_\_\_ ⑤ \_\_\_ \_\_\_ ⑥ \_\_\_ \_\_\_ ⑦ \_\_\_ \_\_\_ ⑧ \_\_\_
- EQTREAT** 3) Government treats every people equally regardless of their status \_\_\_ ① \_\_\_ \_\_\_ ② \_\_\_ \_\_\_ ③ \_\_\_ \_\_\_ ④ \_\_\_ \_\_\_ ⑤ \_\_\_ \_\_\_ ⑥ \_\_\_ \_\_\_ ⑦ \_\_\_ \_\_\_ ⑧ \_\_\_
- CITVIEWS** 4) Politicans consider people's opinions before they decide policies \_\_\_ ① \_\_\_ \_\_\_ ② \_\_\_ \_\_\_ ③ \_\_\_ \_\_\_ ④ \_\_\_ \_\_\_ ⑤ \_\_\_ \_\_\_ ⑥ \_\_\_ \_\_\_ ⑦ \_\_\_ \_\_\_ ⑧ \_\_\_
- POLOPTS** 5) Provides people with sufficient participatory opportunities when deciding public policies \_\_\_ ① \_\_\_ \_\_\_ ② \_\_\_ \_\_\_ ③ \_\_\_ \_\_\_ ④ \_\_\_ \_\_\_ ⑤ \_\_\_ \_\_\_ ⑥ \_\_\_ \_\_\_ ⑦ \_\_\_ \_\_\_ ⑧ \_\_\_
- OPPSEGOV** 6) Enabling people participate in disobedience movements when they are against what government is doing \_\_\_ ① \_\_\_ \_\_\_ ② \_\_\_ \_\_\_ ③ \_\_\_ \_\_\_ ④ \_\_\_ \_\_\_ ⑤ \_\_\_ \_\_\_ ⑥ \_\_\_ \_\_\_ ⑦ \_\_\_ \_\_\_ ⑧ \_\_\_



84. To what extent do you agree or disagree with each of the following statements

		Strongly agree	Agree	Neither agree nor disagree	Dis- Agree	Strongly disagree	CAN'T CHOOSE
<b>INCGAP</b>	1) Differences in income in Korea are too large	①	②	③	④	⑤	⑧
<b>GOVEQINC</b>	2) It is the responsibility of the government to reduce the differences in income between people with high incomes and those with low incomes	①	②	③	④	⑤	⑧
<b>GOVUNEMP</b>	3) The government should provide a decent standard of living for the unemployed	①	②	③	④	⑤	⑧
<b>GOVLESS</b>	4) The government should spend less on benefits for the poor	①	②	③	④	⑤	⑧

**HLCATAXI**

85. How willing would you be to pay much higher taxes in order to improve the level of medical services for the poor in Korea?

- \_\_\_ ① Very willing                      \_\_\_ ③ Neither willing nor unwilling    \_\_\_ ④ Somewhat unwilling    ☐  
 \_\_\_ ② Somewhat willing                      \_\_\_ ⑤ Very unwilling                      ☐

86. Please tell me the extent to which you agree to each of the statements below.

SHOW CARD	PROBING	Statement	Scale	Response
		1) Income should become more equal	<b>INCMFAIR</b>	Income should be different depending on one's own efforts <input type="checkbox"/>
		___ ① ___ ② ___ ③ ___ ④ ___ ⑤ ___ ⑥ ___ ⑦ ___ ⑧ ___ ⑨ ___ ⑩ ___		
		2) Private firms should be expanded	<b>FIRMFAIR</b>	Government firms should be expanded <input type="checkbox"/>
		___ ① ___ ② ___ ③ ___ ④ ___ ⑤ ___ ⑥ ___ ⑦ ___ ⑧ ___ ⑨ ___ ⑩ ___		
		3) Government should become more responsible for social welfare	<b>WELFAIR</b>	Individual should become more responsible for his/her own living <input type="checkbox"/>
		___ ① ___ ② ___ ③ ___ ④ ___ ⑤ ___ ⑥ ___ ⑦ ___ ⑧ ___ ⑨ ___ ⑩ ___		

87. Please indicate the extent to which you agree to each of the statements below.

**INDDIFF**

- 1) If somebody is badly off, this is due to .....

SHOW CARD	Response	Scale	Response
	his/her own efforts or abilities	① ② ③ ④ ⑤ ⑥ ⑦ ⑧ ⑨ ⑩	socio-political institutions <input type="checkbox"/>

**INDLIMIT**

- 2) For the public interests, individual's freedom and happiness .....

SHOW CARD	Response	Scale	Response
	can be limited	① ② ③ ④ ⑤ ⑥ ⑦ ⑧ ⑨ ⑩	can't be sacrificed <input type="checkbox"/>

**ODACURR**

88. Korea is now providing 0.07-0.1 percent (0.6-0.9 trillion won, or 14,000-20,000 won per capita) of the gross annual national income for the ODA (overseas development assistance). What do you think about this amount?

PROBING	Response	Response
___ ① Too much	___ ④ Somewhat little	<input type="checkbox"/>
___ ② Somewhat much	___ ⑤ Too little	
___ ③ About the right	___ ⑧ Don't know	



**ODAINCR**

89. Korean government recently announced increasing the amount of ODA, in accordance with the interenational trend, up to 0.25 percent of the gross annual national income until 2015. What do you think about it?

SHOW CARD	___ ① Increase further more	___ ④ Decrease the current amount	
	___ ② The amount is appropriate	___ ⑤ Do not provide any ODA at all	
PROBI NG	___ ③ Maintain the current amount		

90. Please indicate the extent to which you agree or disagree to each of the following statements about your thinking or feeling at ordinary times.

		Strongly disagree	Disagree	Neither agree nor disagree	Agree	Strongly agree
<b>OTHERS1</b>	1) I feel sympathetic and become anxious when I see someone who is not happier than me	___ ① ___	___ ② ___	___ ③ ___	___ ④ ___	___ ⑤ ___
<b>OTHERS2</b>	2) I feel like to protect when I see somebody who is exploited sometimes	___ ① ___	___ ② ___	___ ③ ___	___ ④ ___	___ ⑤ ___

91. Please indicate the extent to which you agree or disagree to each of the following statements.

		Strongly agree	Agree	Neither agree nor disagree	Disagree	Strongly disagree
<b>PEOPLE1</b>	1) People should help others who are not happier than themselves	___ ① ___	___ ② ___	___ ③ ___	___ ④ ___	___ ⑤ ___
<b>PEOPLE2</b>	2) People should learn to resolve problems for themselves and should not lean on others	___ ① ___	___ ② ___	___ ③ ___	___ ④ ___	___ ⑤ ___

92. Please indicate the extent to which you agree or disagree to each of the following statements.

		Strongly agree	Agree	Neither agree nor disagree	Disagree	Strongly disagree
<b>DONN1</b>	1) We should hand this world over our next generation with making it a place worthwhile to live	___ ① ___	___ ② ___	___ ③ ___	___ ④ ___	___ ⑤ ___
<b>DONN2</b>	2) This world requires citizens who are responsible	___ ① ___	___ ② ___	___ ③ ___	___ ④ ___	___ ⑤ ___
<b>DONN3</b>	3) It is a good thing for the entire world to rely on international politics and enterprises	___ ① ___	___ ② ___	___ ③ ___	___ ④ ___	___ ⑤ ___
<b>DONN4</b>	4) Charity and public benefits have to be supported not by citizens or firms but by governments	___ ① ___	___ ② ___	___ ③ ___	___ ④ ___	___ ⑤ ___
<b>DONN5</b>	5) Each generation should resolve its own problems for itself	___ ① ___	___ ② ___	___ ③ ___	___ ④ ___	___ ⑤ ___
<b>DONN6</b>	6) I used to donate money for charity reasons, regardless of what government is doing	___ ① ___	___ ② ___	___ ③ ___	___ ④ ___	___ ⑤ ___
<b>DONN7</b>	7) Society becomes hazardous since people fail to care about others nowadays	___ ① ___	___ ② ___	___ ③ ___	___ ④ ___	___ ⑤ ___
<b>DONN8</b>	8) Society is maintained continuously although people fail to care about others	___ ① ___	___ ② ___	___ ③ ___	___ ④ ___	___ ⑤ ___



93. Here are a number of personality traits that may or may not apply to you. Please mark a number next to each statement to indicate the extent to which you agree or disagree with it. You are supposed to consider both of the two traits at the same time for each statement below.

SHOW CARD		Disagree strongly	Disagree moderately	Disagree a little	Neither agree nor disagree	Agree a little	Agree moderately	Agree strongly
EXTROVRT	1) Extraverted, enthusiastic	__①__	__②__	__③__	__④__	__⑤__	__⑥__	__⑦__
CRITICAL	2) Critical, quarrelsome	__①__	__②__	__③__	__④__	__⑤__	__⑥__	__⑦__
CONSCNTS	3) Dependable, self-disciplined	__①__	__②__	__③__	__④__	__⑤__	__⑥__	__⑦__
EMOTIONL	4) Anxious, easily upset	__①__	__②__	__③__	__④__	__⑤__	__⑥__	__⑦__
OPEN	5) Open to new experiences, complex	__①__	__②__	__③__	__④__	__⑤__	__⑥__	__⑦__
INTROVRT	6) Reserved, quiet	__①__	__②__	__③__	__④__	__⑤__	__⑥__	__⑦__
AGREEALE	7) Sympathetic, warm	__①__	__②__	__③__	__④__	__⑤__	__⑥__	__⑦__
HASTY	8) Disorganized, careless	__①__	__②__	__③__	__④__	__⑤__	__⑥__	__⑦__
EVENTMPD	9) Calm, emotionally stable	__①__	__②__	__③__	__④__	__⑤__	__⑥__	__⑦__
CLOSED	10) Conventional, uncreative	__①__	__②__	__③__	__④__	__⑤__	__⑥__	__⑦__

94. During the past year, who did you talk to when you had some important matters. Please think about 5 persons in a row and try to answer the following questions for each of them, beginning from the 1st person. If you think you would become confused, please begin by jotting down their names below.

SHOW CARD	Person 1 ( NG1 )	Person 2 ( NG2 )	Person 3 ( NG3 )	Person 4 ( NG4 )	Person 5 ( NG5 )
	94.1 Is this male or female? <b>NG1SEX / NG2SEX / NG3SEX / NG4SEX / NG5SEX</b>				
	__① male __② female	__① male __② female	__① male __② female	__① male __② female	__① male __② female
	94.2 What is the highest level of school this person has attended (including the drop-out)? <b>NG1EDUC / NG2EDUC / NG3EDUC / NG4EDUC / NG5EDUC</b>				
	__① None __② Elementary __③ Junior High __④ High __⑤ College (2-3 yrs.) __⑥ 4-yr. Univ. __⑦ Graduate school	__① None __② Elementary __③ Junior High __④ High __⑤ College (2-3 yrs.) __⑥ 4-yr. Univ. __⑦ Graduate school	__① None __② Elementary __③ Junior High __④ High __⑤ College (2-3 yrs.) __⑥ 4-yr. Univ. __⑦ Graduate school	__① None __② Elementary __③ Junior High __④ High __⑤ College (2-3 yrs.) __⑥ 4-yr. Univ. __⑦ Graduate school	__① None __② Elementary __③ Junior High __④ High __⑤ College (2-3 yrs.) __⑥ 4-yr. Univ. __⑦ Graduate school
	94.3 How old is this person? <b>NG1AGE / NG2AGE / NG3AGE / NG4AGE / NG5AGE</b>				
	_____ yrs. old	_____ yrs. old	_____ yrs. old	_____ yrs. old	_____ yrs. old
	94.4 How long did you know this person? <b>NG1KNWYR NG1KNWMO / NG2KNWYR NG2KNWMO / NG3KNWYR NG3KNWMO / NG4KNWYR NG4KNWMO / NG5KNWYR NG5KNWMO</b>				
	_____ yrs. _____ months	_____ yrs. _____ months	_____ yrs. _____ months	_____ yrs. _____ months	_____ yrs. _____ months
	94.5 How are you related to this person? (Please choose all that apply)				
	<b>NG1RELA1</b> ① family or relative <b>NG1RELA2</b> ② alumni <b>NG1RELA3</b> ③ colleague at work <b>NG1RELA4</b> ④ neighbor <b>NG1RELA5</b> ⑤ friend <b>NG1RELA9</b> ⑦ others (specify:____)	<b>NG2RELA1</b> ① family or relative <b>NG2RELA2</b> ② alumni <b>NG2RELA3</b> ③ colleague at work <b>NG2RELA4</b> ④ neighbor <b>NG2RELA5</b> ⑤ friend <b>NG2RELA9</b> ⑦ others (specify:____)	<b>NG3RELA1</b> ① family or relative <b>NG3RELA2</b> ② alumni <b>NG3RELA3</b> ③ colleague at work <b>NG3RELA4</b> ④ neighbor <b>NG3RELA5</b> ⑤ friend <b>NG3RELA9</b> ⑦ others (specify:____)	<b>NG4RELA1</b> ① family or relative <b>NG4RELA2</b> ② alumni <b>NG4RELA3</b> ③ colleague at work <b>NG4RELA4</b> ④ neighbor <b>NG4RELA5</b> ⑤ friend <b>NG4RELA9</b> ⑦ others (specify:____)	<b>NG5RELA1</b> ① family or relative <b>NG5RELA2</b> ② alumni <b>NG5RELA3</b> ③ colleague at work <b>NG5RELA4</b> ④ neighbor <b>NG5RELA5</b> ⑤ friend <b>NG5RELA9</b> ⑦ others (specify:____)
	94.6 How often do you have contacts with this person? <b>NG1CONT / NG2CONT / NG3CONT / NG4CONT / NG5CONT</b>				
	__① almost everyday __② 3-4 times a week __③ once a week __④ 2-3 times a month __⑤ once a month __⑥ more than once a month	__① almost everyday __② 3-4 times a week __③ once a week __④ 2-3 times a month __⑤ once a month __⑥ more than once a month	__① almost everyday __② 3-4 times a week __③ once a week __④ 2-3 times a month __⑤ once a month __⑥ more than once a month	__① almost everyday __② 3-4 times a week __③ once a week __④ 2-3 times a month __⑤ once a month __⑥ more than once a month	__① almost everyday __② 3-4 times a week __③ once a week __④ 2-3 times a month __⑤ once a month __⑥ more than once a month
	94.7 Are these persons familiar with each other? (Choose all pairs that apply)				
	<b>NGMUTUO1</b> ① Persons 1 and 2 <b>NGMUTUO4</b> ④ Persons 1 and 5 <b>NGMUTUO7</b> ⑦ Persons 2 and 5 <b>NGMUTUO10</b> ⑩ Persons 4 and 5 <b>NGMUTUO2</b> ② Persons 1 and 3 <b>NGMUTUO5</b> ⑤ Persons 2 and 3 <b>NGMUTUO8</b> ⑧ Persons 3 and 4 _____(77) None of them <b>NGMUTUO3</b> ③ Persons 1 and 4 <b>NGMUTUO6</b> ⑥ Persons 2 and 4 <b>NGMUTUO9</b> ⑨ Persons 3 and 5				



95. Over the last 2 weeks, how often have you been bothered by any of the following problems?

SHOW  
CARD

Not at all	Several days	More than half the days	Nearly every day
------------	--------------	----------------------------	---------------------

- STRDECLN** 1) Little interest or pleasure in doing things \_\_\_\_\_ ① \_\_\_\_\_ ② \_\_\_\_\_ ③ \_\_\_\_\_ ④ \_\_\_\_\_
- FEELDOWN** 2) Feeling bad about yourself, feeling that you are a failure,  
or feeling that you have let yourself or your family down \_\_\_\_\_ ① \_\_\_\_\_ ② \_\_\_\_\_ ③ \_\_\_\_\_ ④ \_\_\_\_\_

※ Next I would like to ask you some questions on human rights.

**HRCURR**

96. How well do you know the situation of human rights in Korea now?

PROBI  
NG

- \_\_\_\_\_ ① Knows very well \_\_\_\_\_ ③ Do not know very well
- \_\_\_\_\_ ② Knows a little bit \_\_\_\_\_ ④ Do not know at all

**HRLAW**

97. How well do you know that protection of basic human rights is stipulated under the Constitution?

- \_\_\_\_\_ ① Knows very well \_\_\_\_\_ ③ Do not know very well
- \_\_\_\_\_ ② Knows a little bit \_\_\_\_\_ ④ Do not know at all

**HRINTL**

98. How well do you know the situation of human rights in other countries?

- \_\_\_\_\_ ① Knows very well \_\_\_\_\_ ③ Do not know very well
- \_\_\_\_\_ ② Knows a little bit \_\_\_\_\_ ④ Do not know at all

**HRRESPEC**

99. To what extent do you think human rights are preserved or restricted in Korea?

- \_\_\_\_\_ ① Preserved very well \_\_\_\_\_ ④ Restricted a little bit
- \_\_\_\_\_ ② Preserved a little bit \_\_\_\_\_ ⑤ Restricted a lot
- \_\_\_\_\_ ③ Neither preserved nor restricted \_\_\_\_\_ ⑥ Don't know

100. Please indicate the extent to which you think human rights or freedom are preserved or restricted for each of the following groups of people below.

SHOW  
CARD

PROBI  
NG

Preserved very well	Preserved a little bit	Neither, Nor	Restricted a little bit	Restricted a lot
------------------------	---------------------------	-----------------	----------------------------	---------------------

- RIGHTO1** 1) Workers/Laborers \_\_\_\_\_ ① \_\_\_\_\_ ② \_\_\_\_\_ ③ \_\_\_\_\_ ④ \_\_\_\_\_ ⑤ \_\_\_\_\_
- RIGHTO2** 2) Female \_\_\_\_\_ ① \_\_\_\_\_ ② \_\_\_\_\_ ③ \_\_\_\_\_ ④ \_\_\_\_\_ ⑤ \_\_\_\_\_
- RIGHTO3** 3) Handicapped \_\_\_\_\_ ① \_\_\_\_\_ ② \_\_\_\_\_ ③ \_\_\_\_\_ ④ \_\_\_\_\_ ⑤ \_\_\_\_\_
- RIGHTO4** 4) Children/Adolescents \_\_\_\_\_ ① \_\_\_\_\_ ② \_\_\_\_\_ ③ \_\_\_\_\_ ④ \_\_\_\_\_ ⑤ \_\_\_\_\_
- RIGHTO5** 5) Elderly \_\_\_\_\_ ① \_\_\_\_\_ ② \_\_\_\_\_ ③ \_\_\_\_\_ ④ \_\_\_\_\_ ⑤ \_\_\_\_\_
- RIGHTO6** 6) Migrant workers to Korea \_\_\_\_\_ ① \_\_\_\_\_ ② \_\_\_\_\_ ③ \_\_\_\_\_ ④ \_\_\_\_\_ ⑤ \_\_\_\_\_
- RIGHTO7** 7) Foreign bride migrants to Korea \_\_\_\_\_ ① \_\_\_\_\_ ② \_\_\_\_\_ ③ \_\_\_\_\_ ④ \_\_\_\_\_ ⑤ \_\_\_\_\_
- RIGHTO8** 8) North Korean defectors \_\_\_\_\_ ① \_\_\_\_\_ ② \_\_\_\_\_ ③ \_\_\_\_\_ ④ \_\_\_\_\_ ⑤ \_\_\_\_\_
- RIGHTO9** 9) Sexual minorities \_\_\_\_\_ ① \_\_\_\_\_ ② \_\_\_\_\_ ③ \_\_\_\_\_ ④ \_\_\_\_\_ ⑤ \_\_\_\_\_
- RIGHTO** 10) Prison inmates \_\_\_\_\_ ① \_\_\_\_\_ ② \_\_\_\_\_ ③ \_\_\_\_\_ ④ \_\_\_\_\_ ⑤ \_\_\_\_\_
- RIGHTI1** 11) Press and freedom to express \_\_\_\_\_ ① \_\_\_\_\_ ② \_\_\_\_\_ ③ \_\_\_\_\_ ④ \_\_\_\_\_ ⑤ \_\_\_\_\_
- RIGHTI2** 12) Freedom of gathering and association \_\_\_\_\_ ① \_\_\_\_\_ ② \_\_\_\_\_ ③ \_\_\_\_\_ ④ \_\_\_\_\_ ⑤ \_\_\_\_\_
- RIGHTI3** 13) Welfare rights \_\_\_\_\_ ① \_\_\_\_\_ ② \_\_\_\_\_ ③ \_\_\_\_\_ ④ \_\_\_\_\_ ⑤ \_\_\_\_\_
- RIGHTI4** 14) Right for health \_\_\_\_\_ ① \_\_\_\_\_ ② \_\_\_\_\_ ③ \_\_\_\_\_ ④ \_\_\_\_\_ ⑤ \_\_\_\_\_
- RIGHTI5** 15) Right to take educations \_\_\_\_\_ ① \_\_\_\_\_ ② \_\_\_\_\_ ③ \_\_\_\_\_ ④ \_\_\_\_\_ ⑤ \_\_\_\_\_



101. How would you evaluate the efforts of human right preservation done by each of the following public agencies?

SHOW CARD		Very positively	Somewhat positively	Neither, Nor	Somewhat negatively	Very negatively	Don't Know	
PROBING	HRPUBO1	1) Ministry of Justice / Supreme Prosecutor's Office	①	②	③	④	⑤	⑧
	HRPUBO2	2) National Human Rights Commission	①	②	③	④	⑤	⑧
	HRPUBO3	3) Police Office	①	②	③	④	⑤	⑧
	HRPUBO4	4) Ministry of Security and Public Administration	①	②	③	④	⑤	⑧
	HRPUBO5	5) Ministry of Health and Welfare	①	②	③	④	⑤	⑧
	HRPUBO6	6) Ministry of Employment and Labor	①	②	③	④	⑤	⑧
	HRPUBO7	7) Ministry of Gender Equality and Family	①	②	③	④	⑤	⑧
	HRPUBO8	8) Ministry of Education	①	②	③	④	⑤	⑧
	HRPUBO9	9) Ministry of National Defence / Army	①	②	③	④	⑤	⑧
	HRPUBO10	10) Blue House	①	②	③	④	⑤	⑧
	HRPUBO11	11) Court	①	②	③	④	⑤	⑧

102. Then, how would you evaluate the efforts of human right protection done by each of the following international organizations?

SHOW CARD		Very positively	Somewhat positively	Neither, Nor	Somewhat negatively	Very negatively	Don't Know	
PROBING	HRINTL1	1) United Nations	①	②	③	④	⑤	⑧
	HRINTL2	2) European Union	①	②	③	④	⑤	⑧
	HRINTL3	3) World Bank	①	②	③	④	⑤	⑧
	HRINTL4	4) Amnesty International	①	②	③	④	⑤	⑧

103. Have you ever participated or are you willing to participate in each of the following collective behaviors in order to promote human rights?

SHOW CARD		Participated	Willing to participate	Will never participate	
PROBING	HRCIVL1	1) Signing a petition	①	②	③
	HRCIVL2	2) Street Rally	①	②	③
	HRCIVL3	3) Writing in Internet forum	①	②	③
	HRCIVL4	4) Supporting non-governmental organizations	①	②	③

104. In the last year, have you or your family ever experienced each of the following discrimination or harassment?

		Yes	No
DISCRM1	1) Discrimination against social position	①	②
DISCRM2	2) Discrimination against educational level	①	②
DISCRM3	3) Discrimination against gender	①	②
DISCRM4	4) Discrimination against age	①	②
DISCRM5	5) Discrimination against religion	①	②
DISCRM6	6) Discrimination against place of origin or residence	①	②
DISCRM7	7) Discrimination against physical appearance	①	②
DISCRM8	8) Sexual harassment	①	②



**DISREACT**

104.1. (If YES for at least one item above) How did you usually react in that case?

PROBI  
NG

- \_\_\_\_ ① Brought up the matter or asked for rectification to the concerned agency  
 \_\_\_\_ ② Asked for a legal advice to lawyers or law specialists  
 \_\_\_\_ ③ Asked for an advice or appealed to the National Human Rights Commission  
 \_\_\_\_ ④ Asked for a help to non-governmental organizations  
 \_\_\_\_ ⑤ Did a direct action, such as writing in Internet forum  
 \_\_\_\_ ⑥ Did not do any reactions  
 \_\_\_\_ (77) Others (Specify: \_\_\_\_\_)

**HREDUC**

105. Have you ever received any human rights education in schools or other social agencies previously?

- \_\_\_\_ ① Yes
 \_\_\_\_ ② No

**GROCIVIL**

106. There is a term, 'Cosmopolitan Citizen.' How close do you feel you are to the Cosmopolitan Citizen?

PROBI  
NG

- \_\_\_\_ ① Very close
 \_\_\_\_ ③ Not that close  
 \_\_\_\_ ② Somewhat close
 \_\_\_\_ ④ Not close at all

107. How fair or unfair do you feel about the rewards you receive from the Korea society when considering each of your followings?

SHOW  
CARD

Compared to your ...

- KRDJ1** 1) Intelligence (ability)  
**KRDJ2** 2) Job skills  
**KRDJ3** 3) Efforts  
**KRDJ4** 4) Educational attainment  
**KRDJ5** 5) Careers

Very fair	Somewhat fair	Neither fair nor unfair	Somewhat unfair	Very unfair
____ ① ____	____ ② ____	____ ③ ____	____ ④ ____	____ ⑤ ____
____ ① ____	____ ② ____	____ ③ ____	____ ④ ____	____ ⑤ ____
____ ① ____	____ ② ____	____ ③ ____	____ ④ ____	____ ⑤ ____
____ ① ____	____ ② ____	____ ③ ____	____ ④ ____	____ ⑤ ____
____ ① ____	____ ② ____	____ ③ ____	____ ④ ____	____ ⑤ ____

108. Please indicate the extent to which you agree or disagree that each of the followings actually occurs when important decisions are made in the Korean society.

SHOW  
CARD

- KRPJ1** 1) The decision making is influenced by social connections tied to schools, hometowns, and kinships  
**KRPJ2** 2) The decision making is affected by decision makers' prejudices and sentiments  
**KRPJ3** 3) The rules and principles of decision making are not consistent  
**KRPJ4** 4) The decision making is influenced by external power or private patrons' "pulls" and "politics"  
**KRPJ5** 5) Fails to listen to the opinions of most people who are affected by the decisions  
**KRPJ6** 6) Fails to collect enough information for quality decision

Strongly agree	Agree	Neither agree nor disagree	Disagree	Strongly disagree
____ ① ____	____ ② ____	____ ③ ____	____ ④ ____	____ ⑤ ____
____ ① ____	____ ② ____	____ ③ ____	____ ④ ____	____ ⑤ ____
____ ① ____	____ ② ____	____ ③ ____	____ ④ ____	____ ⑤ ____
____ ① ____	____ ② ____	____ ③ ____	____ ④ ____	____ ⑤ ____
____ ① ____	____ ② ____	____ ③ ____	____ ④ ____	____ ⑤ ____
____ ① ____	____ ② ____	____ ③ ____	____ ④ ____	____ ⑤ ____

\* Lastly, let me ask you a few questions on the elderly and aging.

**ELDAGE**

109. What do you think about the age group, in general, to which the term, elderly, can be applied?

SHOW  
CARD

- \_\_\_\_ ① 40~44
 \_\_\_\_ ⑧ 75~79  
 \_\_\_\_ ② 45~49
 \_\_\_\_ ⑨ 80~84  
 \_\_\_\_ ③ 50~54
 \_\_\_\_ ⑩ 85~89  
 \_\_\_\_ ④ 55~59
 \_\_\_\_ ⑪ 90~94  
 \_\_\_\_ ⑤ 60~64
 \_\_\_\_ ⑫ 95~99  
 \_\_\_\_ ⑥ 65~69
 \_\_\_\_ ⑬ 100 yrs. old or over  
 \_\_\_\_ ⑦ 70~74



**BESTAGE**

110. What do you think the best time is for a person in his/her life?

SHOW  
CARD

- |                         |                            |
|-------------------------|----------------------------|
| ___ ① Less than 10 yrs. | ___ ⑦ 60's                 |
| ___ ② 10's              | ___ ⑧ 70's                 |
| ___ ③ 20's              | ___ ⑨ 80's                 |
| ___ ④ 30's              | ___ ⑩ 90's                 |
| ___ ⑤ 40's              | ___ ⑪ 100 yrs. old or over |
| ___ ⑥ 50's              |                            |

--	--

**ELDSELF**

111. Do you personally think you are an elderly?

- |                        |          |
|------------------------|----------|
| ___ ① Yes (GO TO Q113) | ___ ② No |
|------------------------|----------|

--

112. Here are some statements about the elderly and aging. Please indicate the extent to which you agree or disagree to each of them.

SHOW  
CARD

		Strongly agree	Some- what agree	Neither, Nor	Some- what disagree	Strongly disagree	NA (I'm Not an Elderly)
<b>ELDCOG01</b>	1) I think I have lots of things to do when I become old	___①___	___②___	___③___	___④___	___⑤___	___(9)___
<b>ELDCOG02</b>	2) I believe I could still do most things for myself when I become old	___①___	___②___	___③___	___④___	___⑤___	___(9)___
<b>ELDCOG03</b>	3) I expect I think of myself favorably when I become old	___①___	___②___	___③___	___④___	___⑤___	___(9)___
<b>ELDCOG04</b>	4) I am not afraid of the days when I might see my gray hairs in the glass	___①___	___②___	___③___	___④___	___⑤___	___(9)___
<b>ELDCOG05</b>	5) I am not afraid if I look old when I become old	___①___	___②___	___③___	___④___	___⑤___	___(9)___
<b>ELDCOG06</b>	6) I might be cheating on my own age in order to look younger when I become old	___①___	___②___	___③___	___④___	___⑤___	___(9)___
<b>ELDCOG07</b>	7) I am afraid if my friends are all dead when I become old	___①___	___②___	___③___	___④___	___⑤___	___(9)___
<b>ELDCOG08</b>	8) I become more afraid of my health as I become older	___①___	___②___	___③___	___④___	___⑤___	___(9)___
<b>ELDCOG09</b>	9) I become anxious when I think someone else is deciding my own matters when I become old	___①___	___②___	___③___	___④___	___⑤___	___(9)___
<b>ELDCOG010</b>	10) I am afraid if other people would disregard me when I become old	___①___	___②___	___③___	___④___	___⑤___	___(9)___
<b>ELDCOG011</b>	11) I am afraid if my life has no meaning at all when I become old	___①___	___②___	___③___	___④___	___⑤___	___(9)___

113. Please tell me if you have ever had each of the following experiences before.

SHOW  
CARD

		Strongly agree	Some- what agree	Neither, Nor	Some- what disagree	Strongly disagree
<b>ELDEXP1</b>	1) I have ever tried to tell the elderly they look young despite their ages	___①___	___②___	___③___	___④___	___⑤___
<b>ELDEXP2</b>	2) I have ever tried to enjoy talking to the elderly because of their ages	___①___	___②___	___③___	___④___	___⑤___
<b>ELDEXP3</b>	3) I have ever tried to help the elderly who were crossing the road because of their ages	___①___	___②___	___③___	___④___	___⑤___
<b>ELDEXP4</b>	4) I have ever asked for an advice to the elderly since I thought they had lots of life experiences for their ages	___①___	___②___	___③___	___④___	___⑤___
<b>ELDEXP5</b>	5) I have ever told the elderly, "You are too old to do such things."	___①___	___②___	___③___	___④___	___⑤___
<b>ELDEXP6</b>	6) I have ever joked to the elderly about their ages	___①___	___②___	___③___	___④___	___⑤___
<b>ELDEXP7</b>	7) I have ever told the elderly who is ill at bed, "It's not strange at all to become sick in your age."	___①___	___②___	___③___	___④___	___⑤___
<b>ELDEXP8</b>	8) I have ever spoke loud or slowly to the elderly because of their ages	___①___	___②___	___③___	___④___	___⑤___
<b>ELDEXP9</b>	9) I have ever hesitated to vote for an elderly candidate	___①___	___②___	___③___	___④___	___⑤___



114. Next I would like to hear your opinion on the elderly. Please indicate the extent to which you agree or disagree to each of the following statements.

SHOW  
CARD

		Strongly agree	Some- what agree	Neither, Nor	Some- what disagree	Strongly disagree
<b>ELDATTO1</b>	1) The elderly are generally stingy, and they tend to hide money and belongings	___①___	___②___	___③___	___④___	___⑤___
<b>ELDATTO2</b>	2) The elderly are generally living in the past	___①___	___②___	___③___	___④___	___⑤___
<b>ELDATTO3</b>	3) The elderly are irritating since most of them repeat the same stories	___①___	___②___	___③___	___④___	___⑤___
<b>ELDATTO4</b>	4) The elderly have more complaints than the youngsters	___①___	___②___	___③___	___④___	___⑤___
<b>ELDATTO5</b>	5) I don't want to come to the elderly's group meeting even with an invitation	___①___	___②___	___③___	___④___	___⑤___
<b>ELDATTO6</b>	6) I often avoid having an eye contact with the elderly when I happen to see them	___①___	___②___	___③___	___④___	___⑤___
<b>ELDATTO7</b>	7) I don't like the elderly trying to talk to me	___①___	___②___	___③___	___④___	___⑤___
<b>ELDATTO8</b>	8) I wish the elderly could try to use separate regional sports facilities for them	___①___	___②___	___③___	___④___	___⑤___
<b>ELDATTO9</b>	9) It is better for the elderly to have separate residential spaces for them	___①___	___②___	___③___	___④___	___⑤___
<b>ELDATTO10</b>	10) I don't want to spend much personal time with the elderly	___①___	___②___	___③___	___④___	___⑤___
<b>ELDATTO11</b>	11) The elderly need to be encouraged to speak their political views	___①___	___②___	___③___	___④___	___⑤___

#### ELDCT

115. Do you happen to have contacts with the elderly? Or Have you ever had such contacts in the past?

Please answer this question with thinking of the most primary relationship to you. If you think you are an elderly yourself, then please answer as one of the same generation.

- |  |  |                          |
|--|--|--------------------------|
| ___ ① Not at all <i>(Go to Q. 116)</i>                           | ___ ④ Contact them in workplaces or schools                      | <input type="checkbox"/> |
| ___ ② Sometimes  | ___ ⑤ Living together with them or visit them on a regular basis |                          |
| ___ ③ Often contact them in volunteer work or religious meetings |  |                          |

#### ELDCTRL

115.1. (If answered 2 thru 5 above) What kind of relationship do you mostly have with them, thinking of the elderly with whom you have the most primary contacts?

- |  |                          |
|--|--------------------------|
| ___ ① Shares simple greetings, such as nodding                             | <input type="checkbox"/> |
| ___ ② Frequently shares routine conversations                              |                          |
| ___ ③ Has intimate relationships, such as talking about individual matters |                          |
| ___ ④ Provides specific cares or nursing                                   |                          |

#### ELDDISC

116. How severe do you think the discrimination or prejudice against the elderly or aged in Korea?

- |                       |                         |                          |
|-----------------------|-------------------------|--------------------------|
| ___ ① Very severe     | ___ ③ Not too severe    | <input type="checkbox"/> |
| ___ ② Somewhat severe | ___ ④ Not severe at all |                          |



117. Please tell me how severe each of the problems below is in Korea against the elderly or aged.

SHOW  
CARD

	Not severe at all	Not too severe	so-so	Some- what severe	Very severe
<b>ELDPROB1</b> 1) Disadvantages in employment, payment, or promotion for the elderly's ages	___①___	___②___	___③___	___④___	___⑤___
<b>ELDPROB2</b> 2) Limited programs or spaces for the elderly's socio-cultural activities	___①___	___②___	___③___	___④___	___⑤___
<b>ELDPROB3</b> 3) Limited public policies to preserve the elderly's income	___①___	___②___	___③___	___④___	___⑤___
<b>ELDPROB4</b> 4) Limited social measures to prevent the elderly abuse	___①___	___②___	___③___	___④___	___⑤___
<b>ELDPROB5</b> 5) Limited participation of the elderly in the process of making public policies	___①___	___②___	___③___	___④___	___⑤___

※ The interview is now completed. Lastly, we would like to ask you an additional question. Since this survey is pretty much complicated, I might have asked questions incorrectly or missed on some important questions. I would really appreciate it if you could provide me with your name and telephone number so that I could confirm with you later on about some possible mistakes. All information will remain strictly confidential, of course.

What is your name? R's name : \_\_\_\_\_  
 What is your phone number? R's phone # : \_\_\_\_\_  
 What is your address? R's address : \_\_\_\_\_



## 《 The following questions are asked to the interviewers 》

※ Please answer these questions right after the interview is completed with no respondents being present.

118. Interview date and time

Month \_\_\_\_\_ Date \_\_\_\_\_ Day \_\_\_\_\_  
 \_\_\_\_\_ a.m. \_\_\_\_\_ p.m FROM: Hour \_\_\_\_\_ Minute \_\_\_\_\_ TO: Hour \_\_\_\_\_ Minute \_\_\_\_\_

119. Who filled out this questionnaire?

\_\_\_\_ (1) Interviewer did all  
 \_\_\_\_ (2) Respondent did all  
 \_\_\_\_ (3) Respondent did partially

} (GO TO Q120)

119.1 (IF RESPONDENT DID PARTIALLY) Question numbers that were filled out by the respondent

FROM: Q TO: Q FROM: Q TO: Q

120. Were there any persons present during the interview? If so, who were those persons? Choose all that apply.

\_\_\_\_ (1) Children under age 6 \_\_\_\_ (3) Spouse/ partner \_\_\_\_ (0) None  
 \_\_\_\_ (2) Children above age 6 \_\_\_\_ (4) Other adults

121. What was the respondent's attitude during the interview?

\_\_\_\_ (1) Very cooperative \_\_\_\_ (3) Not very cooperative  
 \_\_\_\_ (2) Somewhat cooperative \_\_\_\_ (4) Not cooperative at all

122. How good was the respondent's understanding of the questions?

\_\_\_\_ (1) Good \_\_\_\_ (2) Fair \_\_\_\_ (3) Poor

123. How difficult was it to contact the respondent?

\_\_\_\_ (1) Very difficult \_\_\_\_ (3) Not very difficult  
 \_\_\_\_ (2) Somewhat difficult \_\_\_\_ (4) Not difficult at all

124. How difficult was it to conduct this interview with the respondent?

\_\_\_\_ (1) Very difficult \_\_\_\_ (3) Not very difficult  
 \_\_\_\_ (2) Somewhat difficult \_\_\_\_ (4) Not difficult at all

125. What incentives did you present to the respondent and what did s/he select? Choose all that apply.

1) Incentives Presented \_\_\_\_ (1) Gift certificate \_\_\_\_ (2) Towel  
 2) Incentives Selected \_\_\_\_ (1) Gift certificate \_\_\_\_ (2) Towel \_\_\_\_ (7) DIDN'T TAKE

126. Final result of the interview

\_\_\_\_ (1) Complete \_\_\_\_ (2) Incomplete

<INFORMATION ABOUT THE INTERVIEWER>

127. INTERVIEWER ID : \_\_\_\_\_

128. SEX : \_\_\_\_ (1) MALE \_\_\_\_ (2) FEMALE

129. AGE: \_\_\_\_\_

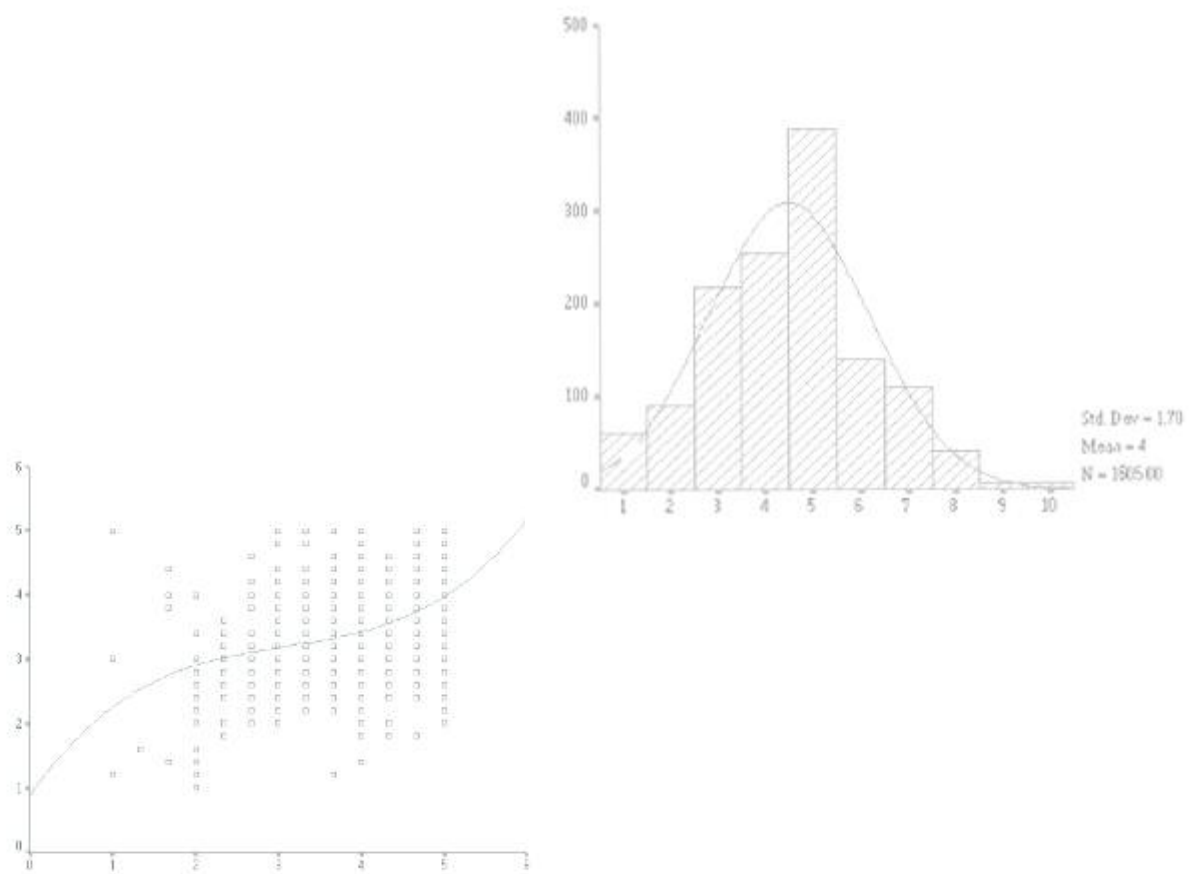
130. AFFILIATION: \_\_\_\_\_ UNIVERSITY \_\_\_\_\_ DEPARTMENT \_\_\_\_\_ YEAR  
 NAME: \_\_\_\_\_ TELEPHONE: \_\_\_\_\_



Block ID			Household ID	
			-	



# 2012 Korean General Social Survey



**Survey Research Center, Sungkyunkwan University**

53-3 Myungryun-Dong, Jongno-Ku, Seoul 110-745, South Korea

(Tel.) +82-2-760-1270 (Fax) +82-2-744-6169 (E-mail) [srckgss@skku.edu](mailto:srckgss@skku.edu) (Web) <http://src.skku.edu>



The Survey Research Center (SRC) in the Sungkyunkwan University is currently conducting the Korean General Social Survey (KGSS), an annual national sample survey funded by the National Research Foundation of Korea (NRF). The purpose of this survey is to collect primary social data that can be widely used in cross-national comparative studies. Most Questions in this survey concern your opinions on some of the basic political, economic, and social phenomena. The survey also includes your opinion concerning two modular topics: < Family & Changing Gender Roles IV >, the 2012 designated module of the International Social Survey Programme (ISSP) that is participated by 50 countries all around the world; < Network Social Capital >, the 2012 module of the East Asian Social Survey (EASS) that is participated by 4 countries in East Asia (Korea, China, Japan, and Taiwan).

Since we tried to select our respondents in a way to best represent the people in this country, the results of this survey are likely to lose the representativeness if you fail to respond to this interview request. We sincerely would like to ask your sincere cooperation so that this survey could produce valuable research data. Your answers will be kept strictly confidential and anonymous, of course. We would really appreciate it if you take time to answer every question in this survey.

June, 2012

Sang-Wook Kim, Prof.

Director, Survey Research Center, Sungkyunkwan Univ.



※ To begin with, I would like to ask you a few questions about this society and politics.

**KRPROUD**

1. How proud are you of being South Korean?

- \_\_\_ ① Very proud                      \_\_\_ ③ Not very proud                      \_\_\_ (8) DON'T KNOW  
\_\_\_ ② Somewhat proud                      \_\_\_ ④ Not proud at all

☐

**HELPFUL**

2. Would you say that most of the time people try to be helpful, or they are mostly just looking out for themselves?

- \_\_\_ ① Try to be helpful                      \_\_\_ (3) DEPENDS  
\_\_\_ ② Just look out for themselves                      \_\_\_ (8) DON'T KNOW

☐

**FAIR**

3. Do you think most people would try to take advantage of you if they got a chance, or would they try to be fair?

- \_\_\_ ① Would take advantage of you                      \_\_\_ (3) DEPENDS  
\_\_\_ ② Would try to be fair                      \_\_\_ (8) DON'T KNOW

☐

4. I am going to name some institutions in this country. As far as the people running these institutions are concerned, would you say you have a great deal of confidence, only some confidence, or hardly any confidence at all in them?

SHOW CARD		A great deal confidence	Only some confidence	Hardly any confidence at all	DON'T KNOW
PROBING	CONBUS 1) Major companies	___ ① ___	___ ② ___	___ ③ ___	___ (8) ___
	CONCLERG 2) Organized religion	___ ① ___	___ ② ___	___ ③ ___	___ (8) ___
	CONEDUC 3) Education	___ ① ___	___ ② ___	___ ③ ___	___ (8) ___
	CONLABOR 4) Organized labor	___ ① ___	___ ② ___	___ ③ ___	___ (8) ___
	CONPRESS 5) Newspaper	___ ① ___	___ ② ___	___ ③ ___	___ (8) ___
	CONTV 6) TV	___ ① ___	___ ② ___	___ ③ ___	___ (8) ___
	CONMEDIC 7) Medicine	___ ① ___	___ ② ___	___ ③ ___	___ (8) ___
	CONGOVT 8) Executive branch of the national government	___ ① ___	___ ② ___	___ ③ ___	___ (8) ___
	CONLGOVT 9) Local government	___ ① ___	___ ② ___	___ ③ ___	___ (8) ___
	CONLEGIS 10) Congress	___ ① ___	___ ② ___	___ ③ ___	___ (8) ___
	CONJUDGE 11) The Supreme Court	___ ① ___	___ ② ___	___ ③ ___	___ (8) ___
	CONSCI 12) Scientific community	___ ① ___	___ ② ___	___ ③ ___	___ (8) ___
	CONARMY 13) Military	___ ① ___	___ ② ___	___ ③ ___	___ (8) ___
	CONFINAN 14) Banks and financial institutions	___ ① ___	___ ② ___	___ ③ ___	___ (8) ___
	CONBLUHO 15) The Blue House	___ ① ___	___ ② ___	___ ③ ___	___ (8) ___
	CONCSO 16) Civic Activist Organizations	___ ① ___	___ ② ___	___ ③ ___	___ (8) ___

**RELIABLE**

5. Generally, how trustful do you perceive this society to be? A score of 0 indicates a society that is hardly trustful, while a score of 10 indicates a society that is very trustful.

SHOW CARD	Hardly trustful	Very trustful	DON'T KNOW	<input type="checkbox"/>
-----------	-----------------	---------------	------------	--------------------------

\_\_\_0\_\_\_ \_\_\_1\_\_\_ \_\_\_2\_\_\_ \_\_\_3\_\_\_ \_\_\_4\_\_\_ \_\_\_5\_\_\_ \_\_\_6\_\_\_ \_\_\_7\_\_\_ \_\_\_8\_\_\_ \_\_\_9\_\_\_ \_\_\_10\_\_\_ \_\_\_(88)\_\_\_

**NORTHWHO**

6. What do you think North Korea is to us? Please choose one answer only among the following.

- \_\_\_ ① A country to support                      \_\_\_ ③ A country to guard against                      \_\_\_ (8) DON'T KNOW  
\_\_\_ ② A country to cooperate with                      \_\_\_ ④ A country to fight against

☐







**PRTYABTI**

14. Which party do you think has the most ability to take political power in the next presidential election?

- |   |                                   |   |
|---|-----------------------------------|---|
| ___ ① Saenuri Party                     | ___ ⑦ People's Happiness Party    | <div style="border: 1px dashed black; width: 60px; height: 20px; display: inline-block;"></div> |
| ___ ② Democratic United Party           | ___ ⑧ Korea Vision Party          |   |
| ___ ③ Unified Progressive Party         | ___ (66) OTHER (SPECIFY : _____ ) |   |
| ___ ④ Advancement and Unification Party | ___ (77) NONE OF THESE            |   |
| ___ ⑤ Democratic Party                  | ___ (88) DON'T KNOW               |   |
| ___ ⑥ Labor Party                       |                                   |   |

**PARTYLR**

15. To what degree do you think yourself politically liberal or conservative?

PROBI  
NG

- |  |                             |   |
|--|-----------------------------|---|
| ___ ① Very liberal                     | ___ ④ Somewhat conservative | <div style="border: 1px dashed black; width: 30px; height: 20px; display: inline-block;"></div> |
| ___ ② Somewhat liberal                 | ___ ⑤ Very conservative     |   |
| ___ ③ Neither liberal nor conservative | ___ (8) DON'T KNOW          |   |

**SATPOL**

16. How satisfied are you with the current state of politics in South Korea?

PROBI  
NG

- |  |                             |   |
|--|-----------------------------|---|
| ___ ① Very satisfied                     | ___ ④ Somewhat dissatisfied | <div style="border: 1px dashed black; width: 30px; height: 20px; display: inline-block;"></div> |
| ___ ② Somewhat satisfied                 | ___ ⑤ Very dissatisfied     |   |
| ___ ③ Neither satisfied nor dissatisfied | ___ (8) DON'T KNOW          |   |

**POLPROS**

17. Do you think the political conditions in South Korea will be much better, somewhat better, about the same, somewhat worse, or much worse?

- |                       |                      |   |
|-----------------------|----------------------|---|
| ___ ① Much better     | ___ ④ Somewhat worse | <div style="border: 1px dashed black; width: 30px; height: 20px; display: inline-block;"></div> |
| ___ ② Somewhat better | ___ ⑤ Much worse     |   |
| ___ ③ About the same  | ___ (8) DON'T KNOW   |   |

**WELFSPD**

18. How much do you think the social welfare spending in Korea needs to be decreased or increased?

PROBI  
NG

- |                                       |                              |   |
|---------------------------------------|------------------------------|---|
| ___ ① Decreased a lot                 | ___ ④ Increased a little bit | <div style="border: 1px dashed black; width: 30px; height: 20px; display: inline-block;"></div> |
| ___ ② Decreased a little bit          | ___ ⑤ Increased a lot        |   |
| ___ ③ Neither decreased nor increased | ___ (8) DON'T KNOW           |   |

**ECOPROS**

19. Do you think the economic conditions in South Korea will be much better, somewhat better, about the same, somewhat worse, or much worse?

- |                       |                      |   |
|-----------------------|----------------------|---|
| ___ ① Much better     | ___ ④ Somewhat worse | <div style="border: 1px dashed black; width: 30px; height: 20px; display: inline-block;"></div> |
| ___ ② Somewhat better | ___ ⑤ Much worse     |   |
| ___ ③ About the same  | ___ (8) DON'T KNOW   |   |

**SATECO**

20. How satisfied are you with the current state of economy in South Korea?

- |  |                             |   |
|--|-----------------------------|---|
| ___ ① Very satisfied                     | ___ ④ Somewhat dissatisfied | <div style="border: 1px dashed black; width: 30px; height: 20px; display: inline-block;"></div> |
| ___ ② Somewhat satisfied                 | ___ ⑤ Very dissatisfied     |   |
| ___ ③ Neither satisfied nor dissatisfied | ___ (8) DON'T KNOW          |   |

**RANK**

21. In our society there are groups which tend to be towards the top and groups which tend to be towards the bottom. Below is a scale that runs from top (10) to bottom (1). Where would you put yourself now on this scale?

SHOW  
CARD

Bottom

Top

DK

___ ①	___ ②	___ ③	___ ④	___ ⑤	___ ⑥	___ ⑦	___ ⑧	___ ⑨	___ ⑩	___ (88)
-------	-------	-------	-------	-------	-------	-------	-------	-------	-------	----------



**SATFIN**

22. How satisfied are you with the economic condition of your family?

- ☐ ① Very satisfied                      ☐ ④ Somewhat dissatisfied  
☐ ② Somewhat satisfied                ☐ ⑤ Very dissatisfied  
☐ ③ Neither satisfied nor dissatisfied   ☐ ⑧ DON'T KNOW

☐**FINRELA**

23. Compared to South Korean families in general, would you say your family income is -- far above average above average, average, below average, or far below average?

- ☐ ① Far above average                      ☐ ④ Below average  
☐ ② Above average                          ☐ ⑤ Far below average  
☐ ③ Average                                   ☐ ⑧ DON'T KNOW

☐**PARSOL**

24. Compared to your parents when they were the age you are now, do you think your own standard of living now is much better, somewhat better, about the same, somewhat worse, or much worse than theirs was?

- ☐ ① Much better                              ☐ ④ Somewhat worse  
☐ ② Somewhat better                        ☐ ⑤ Much worse  
☐ ③ About the same                          ☐ ⑧ DON'T KNOW

☐**KIDSSOL**

25. When your children reach the age you are now, do you think their standard of living will be much better, somewhat better, about the same, somewhat worse, or much worse than yours? Please answer questions even if you don't have children.

- ☐ ① Much better                              ☐ ④ Somewhat worse  
☐ ② Somewhat better                        ☐ ⑤ Much worse  
☐ ③ About the same                          ☐ ⑧ DON'T KNOW

☐**ATTEND**

26. How often do you attend religious services?

- ☐ (01) A few times a week                      ☐ (06) Once a year  
☐ (02) Once a week                              ☐ (07) Less than once a year  
☐ (03) Two or three times a month           ☐ (08) NEVER  
☐ (04) Once a month                           ☐ (88) DON'T KNOW  
☐ (05) Several times a year

☐**RELIG**

27. What is your religion?

- ☐ ① Buddhism                                  ☐ ④ No religion (**GO TO Q.28**)  
☐ ② Protestant                                ☐ (77) OTHER (SPECIFY )  
☐ ③ Catholic

☐**RELITEN (IF YOU HAVE A RELIGION)**

27.1 Do you call yourself a strong, or not a very strong follower of your religion?

- ☐ ① Strong                                      ☐ ③ Not very strong  
☐ ② Somewhat strong                       ☐ ⑧ DON'T KNOW

☐**URBRURAL**

28. Which of the categories below comes closest to the type of place you are living in now?

- ☐ ① A big city                                  ☐ ③ A small city or a town           ☐ ⑤ A farm or home in the country  
☐ ② The suburbs or outskirts of a big city   ☐ ④ A country village               ☐ ⑧ DON'T KNOW

☐**APPCCSXB**

29. If you were to have only one child, would you prefer a boy or a girl?

- ☐ ① Boy                                      ☐ ② Girl                                  ☐ (3) No preference

☐



**FINALTER**

30. During the last few years, has the financial situation of your household been getting much better, somewhat better, stayed the same, somewhat worse, or much worse?

- \_\_\_ ① Much better  
 \_\_\_ ② Somewhat better  
 \_\_\_ ③ Stayed the same  
 \_\_\_ ④ Somewhat worse  
 \_\_\_ ⑤ Much worse  
 \_\_\_ (8) DON'T KNOW

**FINPROS**

31. Within the next 10 years, do you think the financial situation of your household will be getting much better, somewhat better, about the same, somewhat worse, or much worse than now?

- \_\_\_ ① Much better  
 \_\_\_ ② Somewhat better  
 \_\_\_ ③ About the same  
 \_\_\_ ④ Somewhat worse  
 \_\_\_ ⑤ Much worse  
 \_\_\_ (8) DON'T KNOW

32. A. We would like to know what you think people in these jobs actually earn. Please write in how much you think they usually earn each month, before taxes. Many people are not exactly sure about this, but your best guess will be close enough. This may be difficult, but it is very important. So please try. Please write in how much they actually earn each month, before taxes. (unit : 10,000 WON)

PROBI  
NG

- |   |                 |                      |  |                 |                      |
|---|-----------------|----------------------|--|-----------------|----------------------|
| 1) Doctor in general practice                 | <b>PAYDOC2</b>  | <input type="text"/> | 6) School teacher                                | <b>PAYTCHR2</b> | <input type="text"/> |
| 2) Chairman of a large national corporation   | <b>PAYEXEC2</b> | <input type="text"/> | 7) Rank-and-file business man in a large company | <b>PAYNOVC2</b> | <input type="text"/> |
| 3) Salesclerk                                 | <b>PAYCLRK2</b> | <input type="text"/> | 8) Skilled worker in a factory                   | <b>PAYSKIL2</b> | <input type="text"/> |
| 4) Unskilled worker in a factory              | <b>PAYUNSK2</b> | <input type="text"/> | 9) Owner-manager of a small shop                 | <b>PAYRETL2</b> | <input type="text"/> |
| 5) Cabinet minister in the central government | <b>PAYMIN2</b>  | <input type="text"/> |  |                 |                      |

32. B. Now, what do you think people in these jobs ought to be paid. How much do you think they should earn each month, before taxes, regardless of what they actually get ... Please write in how much they SHOULD earn each month, before taxes. (unit : 10,000 WON)

PROBI  
NG

- |   |                 |                      |  |                 |                      |
|---|-----------------|----------------------|--|-----------------|----------------------|
| 1) Doctor in general practice                 | <b>GIVDOC2</b>  | <input type="text"/> | 6) School teacher                                | <b>GIVTCHR2</b> | <input type="text"/> |
| 2) Chairman of a large national corporation   | <b>GIVEXEC2</b> | <input type="text"/> | 7) Rank-and-file business man in a large company | <b>GIVNOVC2</b> | <input type="text"/> |
| 3) Salesclerk                                 | <b>GIVCLRK2</b> | <input type="text"/> | 8) Skilled worker in a factory                   | <b>GIVSKIL2</b> | <input type="text"/> |
| 4) Unskilled worker in a factory              | <b>GIVUNSK2</b> | <input type="text"/> | 9) Owner-manager of a small shop                 | <b>GIVRETL2</b> | <input type="text"/> |
| 5) Cabinet minister in the central government | <b>GIVMIN2</b>  | <input type="text"/> |  |                 |                      |

**JUSTPAY**

33. Is your pay just? We are not asking about how much you would like to earn - but what you feel is just given your skills and effort. If you are not working now, please tell about your last job.

- \_\_\_ ① Much less than I deserve  
 \_\_\_ ② Less than I deserve  
 \_\_\_ ③ What I deserve  
 \_\_\_ ④ More than I deserve  
 \_\_\_ ⑤ Much more than I deserve  
 \_\_\_ (8) CAN'T CHOOSE  
 \_\_\_ (9) NEVER WORKED



34. How fair or unfair do you feel about the rewards you receive from Korea society when considering each of your following?

SHOW CARD	Compared to your .....	Very fair	Somewhat fair	Neither fair nor unfair	Somewhat unfair	Very unfair
KRDJ1	1) Intelligence (ability)	___①___	___②___	___③___	___④___	___⑤___
KRDJ2	2) Job skills	___①___	___②___	___③___	___④___	___⑤___
KRDJ3	3) Efforts	___①___	___②___	___③___	___④___	___⑤___
KRDJ4	4) Educational attainment	___①___	___②___	___③___	___④___	___⑤___
KRDJ5	5) Careers	___①___	___②___	___③___	___④___	___⑤___

35. How much do you agree or disagree that each of the followings actually occurs when important decisions are made in Korean society?

SHOW CARD		Strongly agree	Agree	Neither agree nor disagree	Disagree	Strongly disagree
KRPJ1	1) The decision making is influenced by social connections tied to schools, hometowns, and kinships	___①___	___②___	___③___	___④___	___⑤___
KRPJ2	2) The decision making is affected by decision makers' prejudices and sentiments	___①___	___②___	___③___	___④___	___⑤___
KRPJ3	3) The rules and principles of decision making are not consistent	___①___	___②___	___③___	___④___	___⑤___
KRPJ4	4) The decision making is influenced by external power or private patrons' "pulls" and "politics"	___①___	___②___	___③___	___④___	___⑤___
KRPJ5	5) Fails to listen to the opinions of most people who are affected by the decisions	___①___	___②___	___③___	___④___	___⑤___
KRPJ6	6) Fails to collect enough information for quality decision	___①___	___②___	___③___	___④___	___⑤___

※ Next, I'm going to ask about your family.

KIDNUMIO

36. How many children (sons and daughters) have you had? Please include those who are living together with you or not and also include those who were born by natural birth or who were adopted (Don't include, however, those who are deceased).

Total: \_\_\_\_\_ (00) NONE

HOMPOP

37. How many family members, including yourself, live at your residence? Do not include those who are temporarily living elsewhere due to schooling, employment, military service, etc.

NUMBER OF FAMILY MEMBERS LIVING WITH RESPONDENT: \_\_\_\_\_

SEPAPOP

38. Are there any family members who are living somewhere else due to schooling, employment, military service, etc? (If there are) How many such persons are there?

NUMBER OF FAMILY MEMBERS LIVING AWAY FROM RESPONDENT: \_\_\_\_\_ (00) NONE

UNRELAT

39. How many persons live in your house who are not your family members (e.g., friends, partner, etc.)?

NUMBER OF NON-FAMILY MEMBERS LIVING WITH RESPONDENT: \_\_\_\_\_ (00) NONE



40. I would like to ask about your relationship with your family members. Family members include those living in your house, living somewhere else, and those who are not blood-related to you but live in your house.

Please answer the following questions accordingly.

(WRITE DOWN THE PERSON'S RELATIONSHIP TO THE RESPONDENT FIRST, AND THEN ASK THE PERSON'S SEX, AGE, MARITAL STATUS, CO-RESIDENCE STATUS, THE REASON FOR LIVING ELSEWHERE, EMPLOYMENT STATUS, AND THE REASON FOR NOT WORKING. MAKE SURE TO ASK ABOUT EACH AND EVERYONE COUNTED IN QUESTIONS 37, 38 AND 39 ABOVE.)

- 1) Relation to respondent
- 2) Is [PERSON] male or female?
- 3) How old is [PERSON]?
- 4) Is [PERSON] now married, widowed, divorced, separated, cohabiting, or never married?
- 5) Is [PERSON] living in your house, or is [PERSON] staying somewhere else?
- 6) (IF [PERSON] IS TEMPORARILY STAYING ELSEWHERE) What is the primary reason for not living together?
- 7) Is [PERSON] currently working for pay?
- 8) (IF NOT WORKING) What is the primary reason for not working?

SERIAL NUMBER	1) Relation to respondent		2) Sex		3) Age	4) Marital status		5) Co-Residence Status				7) Employment status			
	Relation	Code	① M	② F		Status	Code	① Living together	② Not living together	6) Reason for not living together		① Employed	② Not employed	8) Reason for not working	
										Reason	Code			Reason	Code
1	RELATE1		SEX		AGE	MARITAL		AWAY		WHYAWY		EMPTY		WHYNOE	
2	RELATE2		GENDER2		OLD2	MAR2		AWAY2		WHYAWY2		EMPTY2		WHYNOE2	
3	RELATE3		GENDER3		OLD3	MAR3		AWAY3		WHYAWY3		EMPTY3		WHYNOE3	
4	RELATE4		GENDER4		OLD4	MAR4		AWAY4		WHYAWY4		EMPTY4		WHYNOE4	
5	RELATE5		GENDER5		OLD5	MAR5		AWAY5		WHYAWY5		EMPTY5		WHYNOE5	
6	RELATE6		GENDER6		OLD6	MAR6		AWAY6		WHYAWY6		EMPTY6		WHYNOE6	
7	RELATE7		GENDER7		OLD7	MAR7		AWAY7		WHYAWY7		EMPTY7		WHYNOE7	
8	RELATE8		GENDER8		OLD8	MAR8		AWAY8		WHYAWY8		EMPTY8		WHYNOE8	
9	RELATE9		GENDER9		OLD9	MAR9		AWAY9		WHYAWY9		EMPTY9		WHYNOE9	
10	RELATE10		GENDER10		OLD10	MAR10		AWAY10		WHYAWY10		EMPTY10		WHYNOE10	

#### 《 CODE LISTS 》

1) Relation to respondent	4) Marital status	6) Reasons for living elsewhere	8) Reasons for not working
(01) Respondent (11) Grand child (21) Parent's sibling (02) Spouse (12) Grand child's (22) Friend (03) 1st child spouse (23) Boarder (04) 2nd child (13) Parent (24) Housemaid (05) 3rd child (14) Spouse's parent (25) Partner (06) 4th child (15) Sibling (26) Care provider (07) 5th child (16) Spouse's sibling (77) OTHER (SPECIFY: _____) (08) 6th child (17) Grand parent (09) 7th child (18) Nephew/Niece (10) Child's spouse (19) Cousin (20) Sibling's spouse	① Married ② Widowed ③ Divorced ④ Separated ⑤ Never married ⑥ Cohabiting	(01) Schooling (02) Employment (03) Military service (04) Respondent's schooling (05) Respondent's employment (77) OTHER (SPECIFY: _____)	(01) Below school age (11) Searching for job (02) In school (12) Studying (03) Staying at home (13) In the army (04) Old age (14) Business Failure (05) Illness (15) Do not want to get a job (06) Disabled (17) Religious Belief (07) Temporarily not working (18) To Take care of family (08) Unemployed (19) Can't get a job (09) Retired (77) OTHER (SPECIFY: _____) (10) Retired under the age limit

HHWHO / HDHEAD / HHSEX / HHAGE / HHMARI / HHAWAY / HHWHYAWY / HHEMPLY / HHWHYNOE

41. Who is the household head?

(WRITE DOWN THE SERIAL NUMBER AND RELATION TO THE RESPONDENT FROM THE ABOVE TABLE)

RELATION TO RESPONDENT: \_\_\_\_\_ SERIAL NUMBER: \_\_\_\_\_

--	--	--	--



※ Now, I would like to ask you about how much education you and your family members have received.

**EDUC**

42. What is the highest level of school you have attended?

____ (00) NO FORMAL SCHOOL ____ (08) OTHERS (EX. SEODANG) ▼	____ (01) Elementary school    ____ (04) Junior college(Two or three-year course) ____ (02) Junior high school    ____ (05) College (Four-year course) ____ (03) High school    ____ (06) Graduate school (Masters) ____ (07) Graduate school (PhD) ▼		<input type="text"/> <input type="text"/>
	<b>GRADUATE</b> 42.1 Did you graduate from this school, or are you currently attending?		
	____ ① Graduated ▼	____ ② Dropped out ▼	____ ③ Currently attending ▼
	<b>DROPYR</b> 42.2 In what grade did you drop out? ____ GRADE	<b>CURRYR</b> 42.3 What grade are you in? ____ GRADE	<input type="text"/> <input type="text"/>

**SPEDUC**

43. What is the highest level of school your spouse has attended?

____ (99) NO SPOUSE ____ (00) NO FORMAL SCHOOL ____ (08) OTHERS (EX. SEODANG) ▼	____ (01) Elementary school    ____ (04) Junior college(Two or three-year course) ____ (02) Junior high school    ____ (05) College (Four-year course) ____ (03) High school    ____ (06) Graduate school (Masters) ____ (07) Graduate school (PhD) ▼		<input type="text"/> <input type="text"/>
	<b>SPGRAD</b> 43.1 Did your spouse graduate from this school, or is s/he currently attending?		
	____ ① Graduated ▼	____ ② Dropped out ▼	____ ③ Currently attending ▼
	<b>SPDROPYR</b> 43.2 In what grade did s/he drop out? ____ GRADE	<b>SPCURRYR</b> 43.3 What grade is s/he in? ____ GRADE	<input type="text"/> <input type="text"/>

**PAEDUC**

44. What is the highest level of school your father has attended?

____ (00) NO FORMAL SCHOOL ____ (08) OTHERS (EX. SEODANG) ____ (88) DONT KNOW ▼	____ (01) Elementary school    ____ (04) Junior college(Two or three-year course) ____ (02) Junior high school    ____ (05) College (Four-year course) ____ (03) High school    ____ (06) Graduate school (Masters) ____ (07) Graduate school (PhD) ▼		<input type="text"/> <input type="text"/>
	<b>PAGRAD</b> 44.1 Did your father graduate from this school, or is he currently attending?		
	____ ① Graduated ▼	____ ② Dropped out ▼	____ ③ Currently attending ▼
	<b>PADROPYR</b> 44.2 In what grade did he drop out? ____ GRADE	<b>PACURRYR</b> 44.3 What grade is he in? ____ GRADE	<input type="text"/> <input type="text"/>

**MAEDUC**

45. What is the highest level of school your mother has attended?

____ (00) NO FORMAL SCHOOL ____ (08) OTHERS (EX. SEODANG) ____ (88) DONT KNOW ▼	____ (01) Elementary school    ____ (04) Junior college(Two or three-year course) ____ (02) Junior high school    ____ (05) College (Four-year course) ____ (03) High school    ____ (06) Graduate school (Masters) ____ (07) Graduate school (Ph. D) ▼		<input type="text"/> <input type="text"/>
	<b>MAGRAD</b> 45.1 Did your mother graduate from this school, or is she currently attending?		
	____ ① Graduated ▼	____ ② Dropped out ▼	____ ③ Currently attending ▼
	<b>MADROPYR</b> 45.2 In what grade did she drop out? ____ GRADE	<b>MACURRYR</b> 45.3 What grade is she in? ____ GRADE	<input type="text"/> <input type="text"/>



※ Next, I am going to ask about your main job.

INCMR

46. Do you have a job that provides income?

<p style="text-align: right;">___ ① Yes <input type="checkbox"/></p> <p><b>EMPED</b> 46.1 Do you work for someone else?</p> <p style="text-align: right;">___ ① Yes <input type="checkbox"/>      ___ ② No <input type="checkbox"/></p> <p><b>WGSTAT</b> 46.2 What is your employment status? ___ ① Regular employee ___ ② Temporary employee ___ ③ Day labor</p> <p><b>WGPTFL</b> 46.3 Are you working part time or full time? ___ ① Part-time    ___ ② Full-time</p> <p><b>WGWKHR</b> 46.4 How many hours a week do you work on average? _____ Hours (888) DON'T KNOW</p> <p><b>WGSTAB</b> 46.5 Is it possible to keep this job as long as you want? ___ ① Yes    ___ ② No (8) DON'T KNOW</p> <p><b>WGSECT</b> 46.6 Are you employed by the government, a publicly owned firm, a private firm, or a non-profit organization? ___ ① Government ___ ② Publicly owned firm ___ ③ Private firm ___ ④ Non-profit organization</p> <p><b>WGUNN</b> 46.7 Are you a union member? ___ ① Yes    ___ ② No (GO TO Q46.7.1)</p> <p><b>WGUNNP(IF NOT UNION MEMBER)</b> 46.7.1 Were you a member of trade union before? ___ ① Yes    ___ ② No</p>	<p style="text-align: right;">___ ② No <input type="checkbox"/></p> <p><b>UNSRCH</b> 46.15 Over the last 7 days, did you actively look for a job? ___ ① Yes ___ ② No</p> <p><b>UNXTINC / UNXTINCO / UNXTINCM</b> 46.16 Do you have any sources of income? This interest or dividends, rent, social security, other pensions, alimony or child support, public aid (welfare), and armed forces or veteran's allotment'. ___ ① Yes    ___ ② No</p> <p>Monthly Average Income: _____ MAN(10,000)WON (CODE NO.:) (88) DON'T KNOW    (77) Refusal</p> <p><b>UNWKEX</b> 46.17 Have you ever had a paid job? ___ ① Yes ___ ② No (GO TO Q 48)</p> <p><b>UNSTAT</b> 46.18 What type of job did you have at that time? ___ ① Worked for government ___ ② Worked for publicly owned firm ___ ③ Worked for private firm ___ ④ Worked for non-profit organization ___ ⑤ Worked for family without being paid ___ ⑥ Self-employed with no employees ___ ⑦ Self-employed with employees (GO TO Q46.18.1)</p> <p><b>UNNOHI</b> 46.18.1 How many employees did you employ? NUMBER OF EMPLOYEES: _____</p> <p><b>UNSUBO</b> 46.19 Did you have any subordinates in your workplace whom you directly managed and supervised? ___ ① Yes    ___ ② No</p> <p><b>UNWKHR</b> 46.20 How many hours a week did you work on average? _____ Hours (888) DON'T KNOW</p>
<p><b>NUMSUP</b> 46.12.1 How many subordinates do you have in your workplace whom you manage and supervise? _____ persons (IF NOT HAVE, GO TO Q46.13)</p> <p><b>EMSUBO</b> 46.12.2 Do you have any subordinates in your workplace whom you directly manage and supervise? ___ ① Yes    ___ ② No    ___ (8) DON'T KNOW</p> <p><b>RINCOMO / RINCOME</b> 46.13 Before taxes and other deductions, what is your total monthly average income from this job? This includes your base pay, bonuses, and other allowances. (IF THE RESPONDENT DOES NOT HAVE A REGULAR MONTHLY INCOME (EX. FARMER), THEN DIVIDE THE ESTIMATED ANNUAL INCOME BY 12.) ABOUT _____ MAN(10,000) WON (CODE NO.: _____) (88) DON'T KNOW    (77) Refusal</p> <p><b>RXTINC / RXTINCO / RXTINCM</b> 46.14 Beside income from your main job, do you have other sources of income? This includes interest or dividends, rent, social security, other pensions, alimony or child support, public aid (welfare), and armed forces or veteran's allotment'. If any, what is your monthly average income? ___ ① Yes    ___ ② No (GO TO Q.47)</p> <p>Other Monthly Average Income: _____ MAN(10,000) WON (CODE NO.: _____) (88) DON'T KNOW    (77) Refusal</p>	


INDUSTRY / INDUS08 / OCC / OCC08

47. What kind of work do you normally do? What do you actually do in that job? If currently not working, tell me about your last job.

47.1. INDUSTRY: \_\_\_\_\_

47.2. OCCUPATION: \_\_\_\_\_



※ Next, I am going to ask about your spouse's main job.

SPINCMR

48. Does your spouse have a job that provides income?

(9) NO SPOUSE (GO TO Q.50)

<p style="text-align: center;">___ ① Yes <input checked="" type="checkbox"/></p> <p><b>SPEMPED</b> 48.1 Does your spouse work for someone else?</p> <p style="text-align: center;">___ ① Yes <input checked="" type="checkbox"/>      ___ ② No <input checked="" type="checkbox"/></p> <p><b>SPWGSTAT</b> 48.2 What is your spouse's employment status?</p> <p>___ ① Regular employee ___ ② Temporary employee ___ ③ Day labor</p> <p><b>SPWGPFTL</b> 48.3 Is your spouse working part time or full time?</p> <p>___ ① Part-time    ___ ② Full-time</p> <p><b>SPWGWKHR</b> 48.4 How many hours a week does your spouse work on average?</p> <p>___ Hours (888) DON'T KNOW</p> <p><b>SPWGSTAB</b> 48.5 Is it possible for your spouse to keep this job as long as s/he wants?</p> <p>___ ① Yes    ___ ② No (88) DON'T KNOW</p> <p><b>SPWGSCT</b> 48.6 Is your spouse employed by the government, a publicly owned firm, a private firm, or a non-profit organization?</p> <p>___ ① Government ___ ② Publicly owned firm ___ ③ Private firm ___ ④ Non-profit organization</p> <p><b>SPWGUNN</b> 48.7 Is your spouse a union member?</p> <p>___ ① Yes ___ ② No (GO TO Q48.7.1)</p> <p><b>SPWGUNNP (IF NOT UNION MEMBER)</b> 48.7.1 Was your spouse a member of trade union before?</p> <p>___ ① Yes    ___ ② No <input checked="" type="checkbox"/></p>	<p style="text-align: center;">___ ② No <input checked="" type="checkbox"/></p> <p><b>SPUNSRCH</b> 48.14 Over the last 7 days, did your spouse actively look for a job?</p> <p>___ ① Yes ___ ② No</p> <p><b>SPUNXTN / SPUNXTNO / SPUNXTNM</b> 48.15 Does your spouse have any sources of income? This interest or dividends, rent, social security, other pensions, alimony or child support, public aid (welfare), and armed forces or veteran's allotment'.</p> <p>___ ① Yes    ___ ② No</p> <p>Monthly Average Income: (10,000) WON (CODE NO.:    ) (888) DON'T KNOW</p> <p><b>SPUNWKEX</b> 48.16 Has your spouse ever had a paid job?</p> <p>___ ① Yes ___ ② No (GO TO Q.50)</p> <p><b>SPUNSTAT</b> 48.17 What type of job did your spouse have at that time?</p> <p>___ ① Worked for government ___ ② Worked for publicly owned firm ___ ③ Worked for private firm ___ ④ Worked for non-profit organization ___ ⑤ Worked for family without being paid ___ ⑥ Self-employed with no employees ___ ⑦ Self-employed with employees (GO TO Q48.17.1)</p> <p><b>SPUNNOHI</b> 48.17.1 How many employees did your spouse employ?</p> <p>NUMBER OF EMPLOYEES: _____ (888) DON'T KNOW</p> <p><b>SPUNSUBO</b> 48.18 Did your spouse have any subordinates in the workplace whom s/he directly managed and supervised?</p> <p>___ ① Yes    ___ ② No (88) DON'T KNOW</p> <p><b>SPUNWKHR</b> 48.19 How many hours a week did your spouse work on average?</p> <p>___ Hours (888) DON'T KNOW</p>
<p><b>SPNUMSUP</b> 48.11.1 How many subordinates does your spouse have in the workplace whom s/he manages and supervises?</p> <p>_____ persons (IF NOT HAVE, GO TO Q48.12)</p> <p><b>SPEMSUBO</b> 48.11.2 Does your spouse have any subordinates in the workplace whom s/he directly manages and supervises?</p> <p>___ ① Yes    ___ ② No    ___ (88) DON'T KNOW</p> <p><b>SPINCOMO / SPINCOME</b> 48.12 Before taxes and other deductions, what is your spouse's total monthly average income from this job? This includes his/her base pay, bonuses, and other allowances. (IF THE RESPONDENT'S SPOUSE DOES NOT HAVE A REGULAR MONTHLY INCOME (EX. FARMER), THEN DIVIDE THE ESTIMATED ANNUAL INCOME BY 12)</p> <p>ABOUT _____ MAN(10,000) WON (CODE NO.: _____)</p> <p>___ (88) DON'T KNOW    ___ (77) Refusal</p> <p><b>SPXTINC / SPXTINCO / SPXTINCM</b> 48.13 Beside income from the main job of your spouse, does your spouse have other sources of income? This includes interest or dividends, rent, social security, other pensions, alimony or child support, public aid (welfare), and armed forces or veteran's allotment'. If any, what is his/her monthly average income?</p> <p>___ ① Yes    ___ ② No (GO TO Q.49) <input checked="" type="checkbox"/></p> <p>Other Monthly Average Income:    MAN(10,000) WON (CODE NO.:    ) ___ (88) DON'T KNOW    ___ (77) Refusal</p>	

SPIND / SPINDO8 / SPOCC / SPOCCO8

49. What kind of work does your spouse normally do? What does s/he actually do in that job? If currently not working, tell me about his/her last job.

49.1. INDUSTRY: \_\_\_\_\_

49.2. OCCUPATION: \_\_\_\_\_



**INCOMO / INCOME**

50. What is the approximate total monthly income of your household before tax deductions? Please include the income of all household members, including yourself, such as employment income, interest, property and rental income, pensions, various subsidies, or personal financial support received from others. (For agricultural income or similar, divide the annual income by 12 to enter the monthly amount, and be sure to account for the income of all household members listed in questions 37, 38, and 39, whether they live with you or not. However, exclude household members who do not share finances.)

APPROXIMATELY:            MAN(10,000) WON (CODE NUMBER:        )    (88) DON'T KNOW    (77) Refusal

--	--	--	--	--	--	--	--

※ To begin with, we have some questions about women.

51. A. To what extent do you agree or disagree ...?

SHOW  
CARD

Strongly agree	Agree	Neither agree nor disagree	Disagree	Strongly disagree	Can't choose
-------------------	-------	-------------------------------------	----------	----------------------	-----------------

- MAWRKWRM** 1) A working mother can establish just as warm and secure a relationship with her children as a mother who does not work.    \_\_\_①\_\_\_    \_\_\_②\_\_\_    \_\_\_③\_\_\_    \_\_\_④\_\_\_    \_\_\_⑤\_\_\_    \_\_\_(8)\_\_\_
- KIDSUFFR** 2) A pre-school child is likely to suffer if his or her mother works.    \_\_\_①\_\_\_    \_\_\_②\_\_\_    \_\_\_③\_\_\_    \_\_\_④\_\_\_    \_\_\_⑤\_\_\_    \_\_\_(8)\_\_\_
- FAMSUFFR** 3) All in all, family life suffers when the woman has a full-time job.    \_\_\_①\_\_\_    \_\_\_②\_\_\_    \_\_\_③\_\_\_    \_\_\_④\_\_\_    \_\_\_⑤\_\_\_    \_\_\_(8)\_\_\_
- HOMEKID** 4) A job is all right, but what most women really want is a home and children.    \_\_\_①\_\_\_    \_\_\_②\_\_\_    \_\_\_③\_\_\_    \_\_\_④\_\_\_    \_\_\_⑤\_\_\_    \_\_\_(8)\_\_\_
- HOUSEWRK** 5) Being a housewife is just as fulfilling as working for pay.    \_\_\_①\_\_\_    \_\_\_②\_\_\_    \_\_\_③\_\_\_    \_\_\_④\_\_\_    \_\_\_⑤\_\_\_    \_\_\_(8)\_\_\_

51. B. And to what extent do you agree or disagree ...?

SHOW  
CARD

Strongly agree	Agree	Neither agree nor disagree	Disagree	Strongly disagree	Can't choose
-------------------	-------	----------------------------------	----------	----------------------	-----------------

- TWOINCS** 1) Both the man and woman should contribute to the household income.    \_\_\_①\_\_\_    \_\_\_②\_\_\_    \_\_\_③\_\_\_    \_\_\_④\_\_\_    \_\_\_⑤\_\_\_    \_\_\_(8)\_\_\_
- HUBBYWRK** 2) A man's job is to earn money; a woman's job is to look after the home and family.    \_\_\_①\_\_\_    \_\_\_②\_\_\_    \_\_\_③\_\_\_    \_\_\_④\_\_\_    \_\_\_⑤\_\_\_    \_\_\_(8)\_\_\_

52. Do you think that women should work outside the home full-time, part-time or not at all under the following circumstances?

SHOW  
CARD

Work full-time	Work part-time	Stay at home	Can't choose
-------------------	-------------------	--------------	--------------

- FEMWK1** 1) When there is a child under school age    \_\_\_①\_\_\_    \_\_\_②\_\_\_    \_\_\_③\_\_\_    \_\_\_(8)\_\_\_
- FEMWK2** 2) After the youngest child starts school.    \_\_\_①\_\_\_    \_\_\_②\_\_\_    \_\_\_③\_\_\_    \_\_\_(8)\_\_\_

53. To what extent do you agree or disagree ...?

SHOW  
CARD

Strongly agree	Agree	Neither agree nor disagree	Disagree	Strongly disagree	Can't choose
-------------------	-------	----------------------------------	----------	----------------------	-----------------

- MARHAPPY** 1) Married people are generally happier than unmarried people.    \_\_\_①\_\_\_    \_\_\_②\_\_\_    \_\_\_③\_\_\_    \_\_\_④\_\_\_    \_\_\_⑤\_\_\_    \_\_\_(8)\_\_\_
- MARLEGIT** 2) People who want children ought to get married.    \_\_\_①\_\_\_    \_\_\_②\_\_\_    \_\_\_③\_\_\_    \_\_\_④\_\_\_    \_\_\_⑤\_\_\_    \_\_\_(8)\_\_\_
- COHABOK** 3) It is all right for a couple to live together without intending to get married.    \_\_\_①\_\_\_    \_\_\_②\_\_\_    \_\_\_③\_\_\_    \_\_\_④\_\_\_    \_\_\_⑤\_\_\_    \_\_\_(8)\_\_\_
- DIVBEST** 4) Divorce is usually the best solution when a couple can't seem to work out their marriage problems.    \_\_\_①\_\_\_    \_\_\_②\_\_\_    \_\_\_③\_\_\_    \_\_\_④\_\_\_    \_\_\_⑤\_\_\_    \_\_\_(8)\_\_\_



54. Children grow up in different kinds of families. To what extent do you agree or disagree with the following statements?

SHOW CARD		Strongly agree	Agree	Neither agree nor disagree	Disagree	Strongly disagree	Can't choose
PROBING	<b>SINGLPAR</b> 1) One parent can bring up a child as well as two parents together.	___①___	___②___	___③___	___④___	___⑤___	___(8)___
	<b>SAMPAR1</b> 2) A same sex female couple can bring up a child as well as a male-female couple.	___①___	___②___	___③___	___④___	___⑤___	___(8)___
	<b>SAMPAR2</b> 3) A same sex male couple can bring up a child as well as a male-female couple.	___①___	___②___	___③___	___④___	___⑤___	___(8)___

**IDLCHDN**

55. All in all, what do you think is the ideal number of children for a family to have?

56. To what extent do you agree or disagree ...?

SHOW CARD		Strongly agree	Agree	Neither agree nor disagree	Disagree	Strongly disagree	Can't choose
<b>KIDJOY</b>	1) Watching children grow up is life's greatest joy.	___①___	___②___	___③___	___④___	___⑤___	___(8)___
<b>KIDNOFRE</b>	2) Having children interferes too much with the freedom of parents.	___①___	___②___	___③___	___④___	___⑤___	___(8)___
<b>KIDFINA</b>	3) Children are a financial burden on their parents.	___①___	___②___	___③___	___④___	___⑤___	___(8)___
<b>KIDCARR</b>	4) Having children restricts the employment and career chances of one or both parents.	___①___	___②___	___③___	___④___	___⑤___	___(8)___
<b>KIDPOSI</b>	5) Having children increases people's social standing in society.	___①___	___②___	___③___	___④___	___⑤___	___(8)___
<b>KIDHELP</b>	6) Adult children are an important source of help for elderly parents.	___①___	___②___	___③___	___④___	___⑤___	___(8)___

**PALEA / PALEATIM**

57. Consider a couple who both work full-time and now have a new born child. One of them stops working for some time to care for their child. Do you think there should be paid leave available and, if so, for how long?

PROBING	___ ① Yes	⇒	<input type="text"/> <input type="text"/>	months	<input type="text"/> <input type="text"/>
	___ ② No, there should be no paid leave	⇒	(GO TO Q58A)		

**PALEAWHO**

57.1 (IF YOU ARE IN FAVOUR OF PAID LEAVE) And who should pay for this leave?

SHOW CARD	___ ① The government	___ ③ Both the government and the employer	___ (7) Other sources	<input type="text"/>
	___ ② The employer	___ (8) Can't choose		

**PALEABAL**

57.2 (IF YOU ARE IN FAVOUR OF PAID LEAVE) Still thinking about the same couple, if both are in a similar work situation and are eligible for paid leave, how should this paid leave period be divided between the mother and the father?

SHOW CARD	___ ① The mother should take the entire paid leave period and the father should not take any paid leave.	<input type="text"/>
	___ ② The mother should take most of the paid leave period and the father should take some of it.	
	___ ③ The mother and the father should each take half of the paid leave period.	
	___ ④ The father should take most of the paid leave period and the mother should take some of it.	
	___ ⑤ The father should take the entire paid leave period and the mother should not take any paid leave.	



**FAMWOR1**

58. A. Consider a family with a child under school age. What, in your opinion, is the best way for them to organize their family and work life?

SHOW  
CARD

- \_\_\_ ① The mother stays at home and the father works full-time.
- \_\_\_ ② The mother works part-time and the father works full-time.
- \_\_\_ ③ Both the mother and the father work full-time.
- \_\_\_ ④ Both the mother and the father work part-time.
- \_\_\_ ⑤ The father works part-time and the mother works full-time.
- \_\_\_ ⑥ The father stays at home and the mother works full-time.

**FAMWOR2**

58. B. And, in your opinion, which of these options would be the least desirable?

SHOW  
CARD

- \_\_\_ ① The mother stays at home and the father works full-time.
- \_\_\_ ② The mother works part-time and the father works full-time.
- \_\_\_ ③ Both the mother and the father work full-time.
- \_\_\_ ④ Both the mother and the father work part-time.
- \_\_\_ ⑤ The father works part-time and the mother works full-time.
- \_\_\_ ⑥ The father stays at home and the mother works full-time.

**CHDWHO**

59. A. People have different views on childcare for children under school age. Who do you think should primarily provide childcare?

SHOW  
CARD

- \_\_\_ ① Family members
- \_\_\_ ② Government agencies
- \_\_\_ ③ Non-profit organisations (e.g. charitable organisations, churches/religious organisations)
- \_\_\_ ④ Private childcare providers (e.g. private crèche, nanny, babysitter)
- \_\_\_ ⑤ Employers
- \_\_\_ ⑧ Can't choose

**CHDPAY**

59. B. Who do you think should primarily cover the costs of childcare for children under school age?

PROBI  
NG

- \_\_\_ ① The family
- \_\_\_ ② The government/public funds
- \_\_\_ ③ The employers

**OLDWHO**

60. A. Thinking about elderly people who need some help in their everyday lives, such as help with grocery shopping, cleaning the house, doing the laundry etc. Who do you think should primarily provide this help?

SHOW  
CARD

- \_\_\_ ① Family members
- \_\_\_ ② Government agencies
- \_\_\_ ③ Non-profit organisations (e.g. charitable organisations, churches/religious organisations)
- \_\_\_ ④ Private providers of this kind of help

**OLDPAY**

60. B. And who do you think should primarily cover the costs of this help to these elderly people?

- \_\_\_ ① The elderly people themselves or their family
- \_\_\_ ② The government/public funds

**CHORTM**

61. A. On average, how many hours a week do you personally spend on household work, not including childcare and leisure time activities?

Hours

**CARETM**

61. B. On average, how many hours a week do you spend looking after family members (e.g. children, elderly, ill or disabled family members)?

Hours



62. How satisfied or dissatisfied were you with the treatment you received ...

SHOW CARD		Completely satisfied	Very satisfied	Fairly satisfied	Neither satisfied nor dissatisfied	Fairly dissatisfied	Completely dissatisfied	Does not apply	Can't choose
TRTSAT1	1) When you last visited a doctor?	___①___	___②___	___③___	___④___	___⑤___	___⑥___	___⑦___	___⑨___
TRTSAT2	2) When you last visited an [alternative /traditional/ folk] health care practitioner?	___①___	___②___	___③___	___④___	___⑤___	___⑥___	___⑦___	___⑨___
TRTSAT3	3) When you were last in hospital?	___①___	___②___	___③___	___④___	___⑤___	___⑥___	___⑦___	___⑨___

※ PLEASE ANSWER THE FOLLOWING QUESTIONS. IF YOU ARE CURRENTLY LIVING WITH YOUR SPOUSE OR A PARTNER. OTHERWISE GO TO Question 70.

SPLONG

63. How long have you been living with your spouse/partner?

  Years

☐ Less than a year

SPCHORTM

64. A. And what about your spouse/partner? On average, how many hours a week does he/she spend on household work, not including childcare and leisure time activities?

  Hours

SPCARETM

64. B. And on average, how many hours a week does he/she spend looking after family members (e.g. children, elderly, ill or disabled family members)?

  Hours

CJINCMA

65. How do you and your spouse/partner organize the income that one or both of you receive? Please choose the option that comes closest.

SHOW CARD

- \_\_\_ ① I manage all the money and give my spouse/partner his/her share
- \_\_\_ ② My spouse/partner manages all the money and gives me my share
- \_\_\_ ③ We pool all the money and each take out what we need
- \_\_\_ ④ We pool some of the money and keep the rest separate
- \_\_\_ ⑤ We each keep our own money separate

66. In your household who does the following things ... ?

SHOW CARD		Always me	Usually me	About equal or both together	Usually my spouse/partner	Always my spouse/partner	Is done by a third person	Can't choose
LAUNDRY	1) Does the laundry	___①___	___②___	___③___	___④___	___⑤___	___⑥___	___(8)___
MAINTENANCE	2) Makes small repairs around the house	___①___	___②___	___③___	___④___	___⑤___	___⑥___	___(8)___
SICKCARE	3) Cares for sick family members	___①___	___②___	___③___	___④___	___⑤___	___⑥___	___(8)___
SHOPPING	4) Shops for groceries	___①___	___②___	___③___	___④___	___⑤___	___⑥___	___(8)___
CLEANING	5) Does the household cleaning	___①___	___②___	___③___	___④___	___⑤___	___⑥___	___(8)___
DINNER	6) Prepares the meals	___①___	___②___	___③___	___④___	___⑤___	___⑥___	___(8)___

CJCHORDV

67. Which of the following best applies to the sharing of household work between you and your spouse/partner?

- \_\_\_ ① I do much more than my fair share of the household work
- \_\_\_ ② I do a bit more than my fair share of the household work
- \_\_\_ ③ I do roughly my fair share of the household work
- \_\_\_ ④ I do a bit less than my fair share of the household work
- \_\_\_ ⑤ I do much less than my fair share of the household work



**CJWKEND**

68. When you and your spouse/partner make decisions about choosing shared weekend activities, who has the final say?

SHOW  
CARD

- \_\_\_ ① Mostly me  
\_\_\_ ② Mostly my spouse/partner  
\_\_\_ ③ Sometimes me/sometimes my spouse/partner  
\_\_\_ ④ We decide together  
\_\_\_ ⑤ Someone else

**CJINCOM**

69. Considering all sources of income, between you and your spouse/partner, who has the higher income?

SHOW  
CARD

- \_\_\_ ① My spouse/partner has no income      \_\_\_ ⑤ My spouse/partner has a higher income  
\_\_\_ ② I have a much higher income      \_\_\_ ⑥ My spouse/partner has a much higher income  
\_\_\_ ③ I have a higher income      \_\_\_ ⑦ I have no income  
\_\_\_ ④ We have about the same income

70. How often has each of the following happened to you during the past three months?

SHOW  
CARD

		Several times a week	Several times a month	Once or twice	Never	Doesn't apply/ no job
<b>WOKFAM1</b>	1) I have come home from work too tired to do the chores which need to be done.	___ ① ___	___ ② ___	___ ③ ___	___ ④ ___	___ (9) ___
<b>WOKFAM2</b>	2) It has been difficult for me to fulfil my family responsibilities because of the amount of time I spent on my job.	___ ① ___	___ ② ___	___ ③ ___	___ ④ ___	___ (9) ___
<b>WOKFAM3</b>	3) I have arrived at work too tired to function well because of the household work I had done.	___ ① ___	___ ② ___	___ ③ ___	___ ④ ___	___ (9) ___
<b>WOKFAM4</b>	4) I have found it difficult to concentrate at work because of my family responsibilities.	___ ① ___	___ ② ___	___ ③ ___	___ ④ ___	___ (9) ___

**HAPINSS1**

71. If you were to consider your life in general, how happy or unhappy would you say you are, on the whole?

SHOW  
CARD

- \_\_\_ ① Completely happy      \_\_\_ ④ Neither happy nor unhappy      \_\_\_ ⑤ Fairly unhappy  
\_\_\_ ② Very happy      \_\_\_ ⑥ Very unhappy  
\_\_\_ ③ Fairly happy      \_\_\_ ⑦ Completely unhappy

**SATWORK**

72. All things considered, how satisfied are you with your (main) job?

SHOW  
CARD

- \_\_\_ ① Completely satisfied      \_\_\_ ④ Neither satisfied nor dissatisfied      \_\_\_ ⑤ Fairly dissatisfied  
\_\_\_ ② Very satisfied      \_\_\_ ⑥ Very dissatisfied  
\_\_\_ ③ Fairly satisfied      \_\_\_ ⑦ Completely dissatisfied  
\_\_\_ (9) Doesn't apply/no job

**FAMSAT**

73. All things considered, how satisfied are you with your family life?

SHOW  
CARD

- \_\_\_ ① Completely satisfied      \_\_\_ ④ Neither satisfied nor dissatisfied      \_\_\_ ⑤ Fairly dissatisfied  
\_\_\_ ② Very satisfied      \_\_\_ ⑥ Very dissatisfied  
\_\_\_ ③ Fairly satisfied      \_\_\_ ⑦ Completely dissatisfied

**HEALTHY**

74. In general, would you say your health is ... ?

- \_\_\_ ① Excellent      \_\_\_ ③ Good      \_\_\_ ④ Fair  
\_\_\_ ② very good      \_\_\_ ⑤ Poor

**MAWK**

75. Did your mother ever work for pay for as long as one year, after you were born and before you were 14?

- \_\_\_ ① Yes, she worked for pay      \_\_\_ ② No      \_\_\_ (8) Don't know



**※ PLEASE ANSWER QUESTIONS 76A-77 IF YOU HAVE EVER HAD CHILDREN. OTHERWISE GO TO Q78.**

76. A. Did you work outside the home full-time, part-time, or not at all ...

SHOW  
CARD

- RWKCHL1** 1) When a child was under school age?  
**RWKCHL2** 2) After the youngest child started school?

Worked full-time	Worked part-time	Stayed at home	Does not apply
_____ ① _____	_____ ② _____	_____ ③ _____	_____ (8) _____
_____ ① _____	_____ ② _____	_____ ③ _____	_____ (8) _____

76. B. What about your spouse/partner at that time -- did he or she work outside the home full-time, part-time, or not at all ...

SHOW  
CARD

- SPWKCHL1** 1) When a child was under school age?  
**SPWKCHL2** 2) After the youngest child started school?

Worked full-time	Worked part-time	Stayed at home	Does not apply
_____ ① _____	_____ ② _____	_____ ③ _____	_____ (8) _____
_____ ① _____	_____ ② _____	_____ ③ _____	_____ (8) _____

**CONJCHL**

77. Who usually makes/made the decisions about how to bring up your children?

SHOW  
CARD

- |  |   |                      |
|--|---|----------------------|
| _____ ① Mostly me                                | _____ ④ We decide together/decided together | <input type="text"/> |
| _____ ② Mostly my spouse/partner                 | _____ ⑤ Someone else                        |                      |
| _____ ③ Sometimes me/sometimes my spouse/partner |   |                      |

**※ NEXT, LET ME ASK A FEW QUESTIONS ABOUT YOUR SOCIAL RELATIONSHIPS.**

78. Are you a member of the following organizations or groups? If so, please indicate whether you are actively involved or not.

SHOW  
CARD

PROBING

- MEMB1** 1) Political association  
**MEMB2** 2) Residential/neighborhood association  
**MEMB3** 3) Social service club (Volunteer group/ NPO)  
**MEMB4** 4) Citizens' movement/ Consumers' cooperative group  
**MEMB5** 5) Religious group  
**MEMB6** 6) Alumni association  
**MEMB7** 7) Recreational association (hobby and sports)  
**MEMB8** 8) Labor union  
**MEMB9** 9) Occupational/Professional association/  
 Trade association

Yes, actively involved	Yes, but hardly involved	No
_____ ① _____	_____ ② _____	_____ ③ _____
_____ ① _____	_____ ② _____	_____ ③ _____
_____ ① _____	_____ ② _____	_____ ③ _____
_____ ① _____	_____ ② _____	_____ ③ _____
_____ ① _____	_____ ② _____	_____ ③ _____
_____ ① _____	_____ ② _____	_____ ③ _____
_____ ① _____	_____ ② _____	_____ ③ _____
_____ ① _____	_____ ② _____	_____ ③ _____

**MEMBACT**

79. A. Among the organizations/groups you mentioned in 78, in which of them did you participate most actively in the last 12 months?

SHOW  
CARD

- |  |   |                      |
|--|---|----------------------|
| _____ ① Political association                            | _____ ⑥ Alumni association  | <input type="text"/> |
| _____ ② Residential/neighborhood association             | _____ ⑦ Recreational association (hobby and sports)               |                      |
| _____ ③ Social service club (Volunteer group/ NPO)       | _____ ⑧ Labor union   |                      |
| _____ ④ Citizens' movement/ Consumers' cooperative group | _____ ⑨ Occupational/ Professional association/ Trade association |                      |
| _____ ⑤ Religious group                                  | _____ (99) NOT APPLICABLE   |                      |

**MEMBREL**

79. B. Of this organization/group, which of the following best describes the relationships among the members?

SHOW  
CARD

- |   |                      |
|---|----------------------|
| _____ ① There are clear authority lines between superiors and subordinates              | <input type="text"/> |
| _____ ② There are superiors and subordinates, but members rotate in those roles         |                      |
| _____ ③ There are not clear authority lines, and members are mostly equal to each other |                      |
| _____ ④ Members are fundamentally equal to each other                                   |                      |
| _____ (9) NOT APPLICABLE  |                      |



**MEMBWAY**

79. C. Are members in this organization/group different from each other in the way they think and do things?

SHOW  
CARD

- \_\_\_ ① Almost all members are similar to each other \_\_\_ ④ Almost all members are different from each other
- \_\_\_ ② There are more members who are similar than those who are different. \_\_\_ (9) NOT APPLICABLE
- \_\_\_ ③ There are more members who are different than those who are similar

**CONTACTA**

80. A. On an ordinary day, with how many family members or relatives, excluding those who live with you, do you have contact through telephone, mails, internet, or face-to-face? Your best estimate is:

SHOW  
CARD

- \_\_\_ ① 0 \_\_\_ ④ 5-9 \_\_\_ ⑦ 50-99
- \_\_\_ ② 1-2 \_\_\_ ⑤ 10-19 \_\_\_ ⑧ 100 or more
- \_\_\_ ③ 3-4 \_\_\_ ⑥ 20-49 \_\_\_ (88) CAN'T CHOOSE

**CONTACTB**

80. B. On an ordinary day, with how many people other than family members or relatives do you have contact through telephone, mails, internet, or face-to-face? Your best estimate is:

SHOW  
CARD

- \_\_\_ ① 0 \_\_\_ ④ 5-9 \_\_\_ ⑦ 50-99
- \_\_\_ ② 1-2 \_\_\_ ⑤ 10-19 \_\_\_ ⑧ 100 or more
- \_\_\_ ③ 3-4 \_\_\_ ⑥ 20-49 \_\_\_ (88) CAN'T CHOOSE

**CNTPOSI**

80. C. Among nonkin contacts with whom you frequently socialize, which of the following best describes social characteristics of these people?

SHOW  
CARD

- \_\_\_ ① You have contact more with people who are socially higher than those who are lower.
- \_\_\_ ② The majority of people with whom you have contact are socially equivalent to you.
- \_\_\_ ③ You have contact more with people who are socially lower than those who are higher.

81. Do you have any relatives, friends, or acquaintances that fit the following occupational descriptions? An acquaintance is someone whom you know enough to have conversations with

SHOW  
CARD

		Yes	No
<b>POSGEN1</b>	1) Professor	___ ① ___	___ ② ___
<b>POSGEN2</b>	2) Lawyer	___ ① ___	___ ② ___
<b>POSGEN3</b>	3) Nurse	___ ① ___	___ ② ___
<b>POSGEN4</b>	4) Computer programmer	___ ① ___	___ ② ___
<b>POSGEN5</b>	5) Middle school teacher	___ ① ___	___ ② ___
<b>POSGEN6</b>	6) Personnel manager	___ ① ___	___ ② ___
<b>POSGEN7</b>	7) Farmer	___ ① ___	___ ② ___
<b>POSGEN8</b>	8) Hair dresser	___ ① ___	___ ② ___
<b>POSGEN9</b>	9) Receptionist	___ ① ___	___ ② ___
<b>POSGEN10</b>	10) Policeman	___ ① ___	___ ② ___

**ACQFRN1**

82. A. Do you have relatives, friends, or acquaintances in a foreign country?

- \_\_\_ ① Yes \_\_\_ ② No

**ACQFRN2**

82. B. Do you have acquaintances of foreign origin? [Foreign origin means the person is not a legal citizen of your country?]

- \_\_\_ ① Yes \_\_\_ ② No



**JOBACQ**

83. During the process of getting your current/last job, how many people (relatives, friends, or acquaintances) helped you in all kinds of ways, e.g., telling you job opportunities, putting a good word for you, etc. If you do not work for pay at this time, please tell us about your last main paid job.

\_\_\_ (9) Never has had a job  
\_\_\_ ① 0

**(GO TO Q84)**

\_\_\_ ① 1  
\_\_\_ ② 2  
\_\_\_ ③ 3

\_\_\_ ④ 4  
\_\_\_ ⑤ 5  
\_\_\_ ⑥ 6 or more

**JOBACQUS** 83.1. Were the kinds of help provided useful to getting/securing your job?

\_\_\_ ① No  
\_\_\_ ② Yes, to some extent  
\_\_\_ ③ Yes, to a great extent

**DINE**

84. How often do you go out to eat or drink with three or more nonkin others?

\_\_\_ ① Never (**SKIP to 85**)  
\_\_\_ ② Few  
\_\_\_ ③ Sometimes  
\_\_\_ ④ Often  
\_\_\_ ⑤ Very often

84.1 Do the following situations occur to these occasions?

**DINE1** 1) Someone with special status often speaks first  
**DINE2** 2) One or two people often dominate the conversation  
**DINE3** 3) Seating is often carefully managed even on informal occasions

Yes	No
___ ① ___	___ ② ___
___ ① ___	___ ② ___
___ ① ___	___ ② ___

**DINEFRN**

84.2 How often do you meet new friends on these occasions?

\_\_\_ ① Never  
\_\_\_ ② Few  
\_\_\_ ③ Sometimes  
\_\_\_ ④ Often  
\_\_\_ ⑤ Very often

85. When people encounter problems, they may go to formal and informal channels for help. In dealing with the following problems that occurred to you last time, tell me the one channel from which you sought help first. [This is about respondent's actual experience, not hypothetical situation.]

SHOW CARD		Co-residence family	Other relatives	Work colleagues	Neighbors	Friends	Professional workers/institutions	Did not seek help to anybody	Never had such a problem
<b>HLPRT1</b>	1) Emotional/psychological	___ ① ___	___ ② ___	___ ③ ___	___ ④ ___	___ ⑤ ___	___ ⑥ ___	___ ⑦ ___	___ ⑧ ___
<b>HLPRT2</b>	2) Health	___ ① ___	___ ② ___	___ ③ ___	___ ④ ___	___ ⑤ ___	___ ⑥ ___	___ ⑦ ___	___ ⑧ ___
<b>HLPRT3</b>	3) Household chores/cares	___ ① ___	___ ② ___	___ ③ ___	___ ④ ___	___ ⑤ ___	___ ⑥ ___	___ ⑦ ___	___ ⑧ ___
<b>HLPRT4</b>	4) Financial	___ ① ___	___ ② ___	___ ③ ___	___ ④ ___	___ ⑤ ___	___ ⑥ ___	___ ⑦ ___	___ ⑧ ___
<b>HLPRT5</b>	5) Emergency/disaster	___ ① ___	___ ② ___	___ ③ ___	___ ④ ___	___ ⑤ ___	___ ⑥ ___	___ ⑦ ___	___ ⑧ ___

**NGHGRT**

86. A. For a close estimate, with how many neighbors are you on greeting terms?

\_\_\_ ① 0  
\_\_\_ ② 1-2  
\_\_\_ ③ 3-4  
\_\_\_ ④ 5-9  
\_\_\_ ⑤ 10 or more

**NGHASK**

86. B. With how many neighbors could you ask for a favor when needed, such as watering plants, feeding pets, and giving an advice?

\_\_\_ ① 0  
\_\_\_ ② 1-2  
\_\_\_ ③ 3-4  
\_\_\_ ④ 5-9  
\_\_\_ ⑤ 10 or more



87. To what extent do you have a hard time discussing with the following people/acquaintances if they had different opinions on social issues of public interest?

SHOW CARD		A great Deal	Some	A little	Not at all
<b>DISCDIF1</b>	1) With those who have equal social status to you	___①___	___②___	___③___	___④___
<b>DISCDIF2</b>	2) With those who have higher social status than you	___①___	___②___	___③___	___④___
<b>DISCDIF3</b>	3) With those who have lower social status than you	___①___	___②___	___③___	___④___

88. How often have you participated in group discussions (either formal or informal discussion among 3 or more people) about the following community or local issues during the last 12 months? [Teams have discretion to modify description in parenthesis]

SHOW CARD		Never	Several times	About every month	About every week
<b>LOCPAR1</b>	1) Environmental issues (air/water/noise pollution, garbage, sand storm, etc)	___①___	___②___	___③___	___④___
<b>LOCPAR2</b>	2) Educational issues (unregulated school charges, private tutoring, juvenile misbehavior, etc)	___①___	___②___	___③___	___④___
<b>LOCPAR3</b>	3) Safety issues (disaster and crime preventions, etc.)	___①___	___②___	___③___	___④___
<b>LOCPAR4</b>	4) Consumer issues (food safety, goods quality, price fluctuation, etc.)	___①___	___②___	___③___	___④___

89. Have you participated in the following activities of public interest during the last 12 months? [Activities of public interest include both online and offline activities; Teams have discretion to modify description in parenthesis]

		Yes	No
<b>PUBPAR1</b>	1) Volunteer activities to improve my community (improve environment, increase safety, revitalize the town, etc.)	___①___	___②___
<b>PUBPAR2</b>	2) Volunteer activities associated with sports, culture, arts, and/or scholarliness (sport coaching, promoting traditional culture, providing technical knowledge, etc)	___①___	___②___
<b>PUBPAR3</b>	3) Volunteer activities associated with socially vulnerable groups (disabled, children, elderly, etc)	___①___	___②___
<b>PUBPAR4</b>	4) Activities associated with political issues (signed a petition, took part in a demonstration or protest, etc)	___①___	___②___

#### NATDISA

90. To what extent do you agree that people in your residential community are able to collaboratively cope with the situation caused by a natural disaster?

SHOW CARD	___ ① Strongly agree	___ ④ Neither agree nor	___ ⑤ Somewhat disagree	
	___ ② Agree	disagree	___ ⑥ Disagree	
	___ ③ Somewhat agree		___ ⑦ Strongly disagree	

91. In the Legislative Election on April 11 this year, did someone ask you to vote for a specific candidate or to engage in some other type of political activity?

	Yes	No		Yes	No
1) Family member or relative <b>POLASK1</b>	___①___	___②___	<b>POLASK5</b>	5) Religious leader or member	___①___ ___②___
2) Co-worker <b>POLASK2</b>	___①___	___②___	<b>POLASK6</b>	6) Fellow member of a club or voluntary organization	___①___ ___②___
3) Neighbor <b>POLASK3</b>	___①___	___②___	<b>POLASK7</b>	7) Campaign worker	___①___ ___②___
4) Friend <b>POLASK4</b>	___①___	___②___	<b>POLASK8</b>	8) Other (Specify)	___①___ ___②___



92. Do you agree or disagree on the following opinions concerning citizenship, government, and neighborhoods?

SHOW  
CARD

Strongly agree	Agree	Some what agree	Neither agree nor disagree	Some what disagree	Disagree	Strongly disagree
----------------	-------	-----------------	----------------------------	--------------------	----------	-------------------

- POLPARO1** 1) People like me don't have any say about what the government does      ①     ②     ③     ④     ⑤     ⑥     ⑦
- POLPARO2** 2) Politics and government are too complicated for me to understand what is going on      ①     ②     ③     ④     ⑤     ⑥     ⑦
- POLPARO3** 3) I am personally interested in politics      ①     ②     ③     ④     ⑤     ⑥     ⑦
- POLPARO4** 4) I want to make contributions towards society      ①     ②     ③     ④     ⑤     ⑥     ⑦
- POLPARO5** 5) The neighbors are mutually concerned for each other      ①     ②     ③     ④     ⑤     ⑥     ⑦
- POLPARO6** 6) The neighbors are willing to provide assistance when I am in need      ①     ②     ③     ④     ⑤     ⑥     ⑦

93. How much do you trust the following people?

SHOW  
CARD

A great deal	To some extent	Not very much	Not at all
--------------	----------------	---------------	------------

- PERTRT1** 1) Relatives      ①     ②     ③     ④
- PERTRT2** 2) Friends      ①     ②     ③     ④
- PERTRT3** 3) Neighbors      ①     ②     ③     ④
- PERTRT4** 4) Work colleagues      ①     ②     ③     ④
- PERTRT5** 5) Strangers      ①     ②     ③     ④
- PERTRT6** 6) Physicians      ①     ②     ③     ④
- PERTRT7** 7) Banking staff      ①     ②     ③     ④
- PERTRT8** 8) Company executives      ①     ②     ③     ④
- PERTRT9** 9) Journalists      ①     ②     ③     ④
- PERTRT10** 10) NGO/NPO leaders      ①     ②     ③     ④
- PERTRT11** 11) Teachers      ①     ②     ③     ④
- PERTRT12** 12) Local govt officials      ①     ②     ③     ④
- PERTRT13** 13) Central govt officials      ①     ②     ③     ④
- PERTRT14** 14) Police officers      ①     ②     ③     ④
- PERTRT15** 15) Military officers      ①     ②     ③     ④
- PERTRT16** 16) Judges      ①     ②     ③     ④

**HUMNAT**

94. What do you think of human nature? Choose a number from 1 to 7.

SHOW  
CARD

Human nature is basically bad	←	→	Human nature is basically good	
<u>  ①  </u>	<u>  ②  </u>	<u>  ③  </u>	<u>  ④  </u>	<u>  ⑤  </u>
<u>  ⑥  </u>	<u>  ⑦  </u>			

**CANTRUST**

95. Generally speaking, would you say that people can be trusted, or that you can't be too careful in dealing with people?

- ①   People can almost always be trusted      ③   You usually can't be too careful in dealing with people ☐
- ②   People can usually be trusted      ④   You almost always can't be too careful in dealing with people

**RESHOW**

96. How long have you been living in the same area (township/city district)?

SHOW  
CARD

- ①   Since I was born      ④   3-4.99 years      ⑦   20-29.99 years ☐
- ②   Less than a year      ⑤   5-9.99 years      ⑧   30 years and more
- ③   1-2.99 years      ⑥   10-19.99 years

**INDPOWER**

97. Do you feel that you have the power to make important decisions to change the course of your life?

- ①   Mostly unable to change life      ③   Somewhat able to change life ☐
- ②   Somewhat unable to change life      ④   Mostly able to change life



**STOCK**

98. Do you own any publicly traded stocks?

\_\_\_ ① Yes

\_\_\_ ② No

※ NEXT, I'M GOING TO ASK YOU A SET OF QUESTIONS ON YOUR USAGE OF INTERNET AND SNS (IN TERMS OF COMPUTER, CELLULAR PHONE, TABLET PC, AND THE LIKE).

99. [IF YOU HAVE A CHILD AGED 18 OR UNDER] Please indicate the extent to which you agree or disagree with each of the statements below on your own child(ren).

SHOW CARD	My child(ren) . . . . .	Strongly Agree	Somewhat Agree	Neither Nor	Somewhat Disagree	Strongly Disagree	NA (Child does not use internet at all)
INTCHL1	1) often fights with family members due to the internet problem	___①___	___②___	___③___	___④___	___⑤___	___(9)___
INTCHL2	2) unlike normal times, looks confident and tells what s/he wants to say only when doing the internet	___①___	___②___	___③___	___④___	___⑤___	___(9)___
INTCHL3	3) has changed aggressive (verbally and physically) ever since s/he became indulged in the internet	___①___	___②___	___③___	___④___	___⑤___	___(9)___
INTCHL4	4) used to do the internet for more than 4 hours a day without moving in a single spot	___①___	___②___	___③___	___④___	___⑤___	___(9)___
INTCHL5	5) used to do the internet without meals or rest (even without going to the restroom)	___①___	___②___	___③___	___④___	___⑤___	___(9)___
INTCHL6	6) is not concerned with nearby people's eyes or reactions due to the internet	___①___	___②___	___③___	___④___	___⑤___	___(9)___
INTCHL7	7) used to get irritated or upset when interrupted by other people in the course of doing the internet	___①___	___②___	___③___	___④___	___⑤___	___(9)___
INTCHL8	8) used to do the internet overnight more than an entire day	___①___	___②___	___③___	___④___	___⑤___	___(9)___
INTCHL9	9) got worse grades in the school due to the internet	___①___	___②___	___③___	___④___	___⑤___	___(9)___

100. Please indicate the extent to which you agree or disagree with each of the statements below on yourself.

SHOW CARD	I . . . . .	Strongly Agree	Somewhat Agree	Neither Nor	Somewhat Disagree	Strongly Disagree	NA (Do not do internet at all)
INTRES1	1) often get inefficient in what I'm doing due to the internet	___①___	___②___	___③___	___④___	___⑤___	___(9)___
INTRES2	2) can't do other things without doing the internet since I become so anxious about what's happening	___①___	___②___	___③___	___④___	___⑤___	___(9)___
INTRES3	3) used to keep doing the internet even saying to myself to stop it	___①___	___②___	___③___	___④___	___⑤___	___(9)___
INTRES4	4) used to get inattentive with fatigue due to the internet	___①___	___②___	___③___	___④___	___⑤___	___(9)___
INTRES5	5) used to fail to accomplish what was planned in the course of doing the internet	___①___	___②___	___③___	___④___	___⑤___	___(9)___
INTRES6	6) become pleasant and easily excited when doing the internet	___①___	___②___	___③___	___④___	___⑤___	___(9)___
INTRES7	7) become irritated when things go wrong or unexpected in the course of doing the internet	___①___	___②___	___③___	___④___	___⑤___	___(9)___
INTRES8	8) become impatient and restless without doing the internet	___①___	___②___	___③___	___④___	___⑤___	___(9)___
INTRES9	9) tend to do the internet for longer hours than expected once I begin to do it	___①___	___②___	___③___	___④___	___⑤___	___(9)___
INTRES10	10) become more confident in the course of doing the internet	___①___	___②___	___③___	___④___	___⑤___	___(9)___
INTRES11	11) can control the time by myself to do the internet	___①___	___②___	___③___	___④___	___⑤___	___(9)___

101. How long do you and your child, respectively, do the internet on average in a day?

YOU:   Hours   Minutes

INTRESTM / INTRESMN

YOUR CHILD:   Hours   Minutes

INTCHLTM / INTCHLMN

SHOW CARD

SNS 102. Do you use the SNS?

\_\_\_ ① Yes

\_\_\_ ② No (Skip to Q.103)



**SNSUSE**

102.1 What is the primary purpose of your SNS use?

- \_\_\_ ① To obtain some information or knowledge      \_\_\_ (7) Other (SPECIFY \_\_\_\_\_)
- \_\_\_ ② To promote communications or build friendship

102.2 How long do you use the SNS on average in a day?

  Hours      Minutes

SNS TM / SNS MN

   
**SNSOVER**

102.3 Do you think you are using the SNS excessively?

- \_\_\_ ① Yes, very much      \_\_\_ ③ Not so much
- \_\_\_ ② Yes, a little bit      \_\_\_ ④ Not at all

103. Please indicate the extent to which you agree or disagree with each statement below.

SHOW CARD		Strongly Agree	Some-what Agree	Neither Nor	Some-what Disagree	Strongly Disagree	NA (Do not use the SNS at all)
<b>SNSATT1</b>	1) I trust the information obtained from the SNS	___①___	___②___	___③___	___④___	___⑤___	___⑨___
<b>SNSATT2</b>	2) I used to actively express my opinions on social issues through the SNS	___①___	___②___	___③___	___④___	___⑤___	___⑨___
<b>SNSATT3</b>	3) I trust people I meet in the SNS	___①___	___②___	___③___	___④___	___⑤___	___⑨___
<b>SNSATT4</b>	4) I used to get anxious or nervous if I don't use the SNS for some time	___①___	___②___	___③___	___④___	___⑤___	___⑨___
<b>SNSATT5</b>	5) I used to have poor performances in what I'm doing (studying, job) due to the SNS	___①___	___②___	___③___	___④___	___⑤___	___⑨___

## \* FINALLY, LET ME ASK A FEW QUESTIONS ON YOURSELF.

104. Here are a number of personality traits that may or may not apply to you. Please mark a number next to each statement to indicate the extent to which you agree or disagree with it. You are supposed to consider both of the two traits at the same time for each statement below.

SHOW CARD		Disagree strongly	Disagree moderately	Disagree a little	Neither agree nor disagree	Agree a little	Agree moderately	Agree strongly
<b>EXTROVRT</b>	1) Extraverted, enthusiastic	___①___	___②___	___③___	___④___	___⑤___	___⑥___	___⑦___
<b>CRITICAL</b>	2) Critical, quarrelsome	___①___	___②___	___③___	___④___	___⑤___	___⑥___	___⑦___
<b>CONSCNTS</b>	3) Dependable, self-disciplined	___①___	___②___	___③___	___④___	___⑤___	___⑥___	___⑦___
<b>EMOTIONL</b>	4) Anxious, easily upset	___①___	___②___	___③___	___④___	___⑤___	___⑥___	___⑦___
<b>OPEN</b>	5) Open to new experiences, complex	___①___	___②___	___③___	___④___	___⑤___	___⑥___	___⑦___
<b>INTROVRT</b>	6) Reserved, quiet	___①___	___②___	___③___	___④___	___⑤___	___⑥___	___⑦___
<b>AGREEALE</b>	7) Sympathetic, warm	___①___	___②___	___③___	___④___	___⑤___	___⑥___	___⑦___
<b>HASTY</b>	8) Disorganized, careless	___①___	___②___	___③___	___④___	___⑤___	___⑥___	___⑦___
<b>EVENTMPD</b>	9) Calm, emotionally stable	___①___	___②___	___③___	___④___	___⑤___	___⑥___	___⑦___
<b>CLOSED</b>	10) Conventional, uncreative	___①___	___②___	___③___	___④___	___⑤___	___⑥___	___⑦___

105. Did you ever think about or have experienced each of the followings in the past?

In the past month did you .....

		Yes	No
<b>THINKDIE</b>	1) think that you would be better off dead or wish you were dead?	___①___	___②___
<b>HURTSELF</b>	2) wish to harm yourself?	___①___	___②___
<b>THINKSUI</b>	3) think about suicide?	___①___	___②___
<b>PLANSUI</b>	4) have a suicide plan?	___①___	___②___
<b>ATTMTSUI</b>	5) attempt suicide?	___①___	___②___

In your lifetime:

<b>COMMTSUI</b>	6) Did you ever make a suicide attempt?	___①___	___②___
-----------------	---	---------	---------



106. Over the last 2 weeks, how often have you been bothered by any of the following problems?

SHOW CARD		Not at all	Several days	More than half the days	Nearly every day
<b>SLPDSODR</b>	1) Trouble falling asleep, staying asleep, or sleeping too much	___①___	___②___	___③___	___④___
<b>FATIGUE</b>	2) Feeling tired or having little energy	___①___	___②___	___③___	___④___
<b>EATDSODR</b>	3) Poor appetite or overeating	___①___	___②___	___③___	___④___
<b>STRDECLN</b>	4) Little interest or pleasure in doing things	___①___	___②___	___③___	___④___
<b>FEELDOWN</b>	5) Feeling down, depressed, or hopeless	___①___	___②___	___③___	___④___
<b>FEELBAD</b>	6) Feeling bad about yourself, feeling that you are a failure, or feeling that you have let yourself or your family down	___①___	___②___	___③___	___④___
<b>HRDFOCS</b>	7) Trouble concentrating on things such as reading the newspaper or watching television	___①___	___②___	___③___	___④___
<b>FEELNRVS</b>	8) Moving or speaking so slowly that other people could have noticed. Or being so fidgety or restless that you have been moving around a lot more than usual	___①___	___②___	___③___	___④___
<b>BETTRDIE</b>	9) Thinking that you would be better off dead or that you want to hurt yourself in some way	___①___	___②___	___③___	___④___

**HRDSOC** (If you indicated any responses other than 'Not at all' in Question 106-1 thru 106-9 above)

106.1 If you have checked off any problem on this questionnaire so far, how difficult have these problems made it for you to do your work, take care of things at home, or get along with other people?

- \_\_\_ ① Not difficult at all      \_\_\_ ③ Very difficult
- \_\_\_ ② Somewhat difficult      \_\_\_ ④ Extremely difficult

107. Please indicate the extent to which you agree or disagree with each of the following statements below concerning your relationship with other people.

SHOW CARD		Strongly Agree	Somewhat Agree	Neither Nor	Somewhat Disagree	Strongly Disagree
<b>OTHREL1</b>	1) I enjoy intimate conversations with my family or friends	___①___	___②___	___③___	___④___	___⑤___
<b>OTHREL2</b>	2) I think that I trust my friends and they also trust me	___①___	___②___	___③___	___④___	___⑤___
<b>OTHREL3</b>	3) I find it difficult and troublesome to maintain intimate relationships with other people	___①___	___②___	___③___	___④___	___⑤___
<b>OTHREL4</b>	4) I sometimes feel lonely since I don't have any intimate friend to whom I can tell my problem	___①___	___②___	___③___	___④___	___⑤___
<b>OTHREL5</b>	5) There are not many people who listen to my problem when I really need it	___①___	___②___	___③___	___④___	___⑤___
<b>OTHREL6</b>	6) It looks like that most people have more friends than I have	___①___	___②___	___③___	___④___	___⑤___
<b>OTHREL7</b>	7) I have not experienced any intimate and trustful relationships with other people	___①___	___②___	___③___	___④___	___⑤___

108. To what extent do you think that each statement about yourself below is true?

SHOW CARD		Not at all	Not so much	Neutral	Somewhat true	Very true
<b>SLFCTRL1</b>	1) I sometimes become overwhelmed by my own emotions and find it difficult to control my emotions	___①___	___②___	___③___	___④___	___⑤___
<b>SLFCTRL2</b>	2) I sometimes lose control of my own behavior when I become upset or don't feel so good	___①___	___②___	___③___	___④___	___⑤___



109. Please tell me if you have had an experience of each problem below. (Each problem concerns only when you were 18 years old or below)

SHOW  
CARD**I. Ordinary Accidents (18 years or below)**

Yes	No
-----	----

- |        |   |           |           |
|--------|---|-----------|-----------|
| TRAU01 | 1) I had natural disasters that threaten my own life  | ___ ① ___ | ___ ② ___ |
| TRAU02 | 2) I had serious accidents  | ___ ① ___ | ___ ② ___ |
| TRAU03 | 3) I suffered from serious injuries or diseases   | ___ ① ___ | ___ ② ___ |
| TRAU04 | 4) My own parents or guardians have passed away or they suffered from serious illness or diseases | ___ ① ___ | ___ ② ___ |
| TRAU05 | 5) My parents were divorced or separated  | ___ ① ___ | ___ ② ___ |
| TRAU06 | 6) My own brother or sister died or got serious injuries  | ___ ① ___ | ___ ② ___ |
| TRAU07 | 7) My friend died or got serious injuries   | ___ ① ___ | ___ ② ___ |
| TRAU08 | 8) I witnessed my own family or other people got physically hit by somebody                       | ___ ① ___ | ___ ② ___ |
| TRAU09 | 9) Any of my own family members suffered from mental illness or nervous breakdown                 | ___ ① ___ | ___ ② ___ |
| TRAU10 | 10) My own parents or guardians had the alcoholic or drug addiction                               | ___ ① ___ | ___ ② ___ |
| TRAU11 | 11) I witnessed a murder  | ___ ① ___ | ___ ② ___ |

**II. Physical Punishments (18 years or below)**

- |        |   |           |           |
|--------|---|-----------|-----------|
| TRAU12 | 12) I had my own face hit by the palm of the hand                                     | ___ ① ___ | ___ ② ___ |
| TRAU13 | 13) I had burnt, as a punishment, by hot water, cigarette, or something similar to it | ___ ① ___ | ___ ② ___ |
| TRAU14 | 14) I was hit by fist or foot   | ___ ① ___ | ___ ② ___ |
| TRAU15 | 15) I was hit, as a punishment, by some objects thrown by somebody                    | ___ ① ___ | ___ ② ___ |
| TRAU16 | 16) I was pushed seriously, as a punishment, by somebody                              | ___ ① ___ | ___ ② ___ |

**III. Mental Abuses (18 years or below)**

- |        |   |           |           |
|--------|---|-----------|-----------|
| TRAU17 | 17) I was often scorned or got contempt   | ___ ① ___ | ___ ② ___ |
| TRAU18 | 18) I often felt that I was disregarded or failed to approved                     | ___ ① ___ | ___ ② ___ |
| TRAU19 | 19) I often heard that I was useless  | ___ ① ___ | ___ ② ___ |
| TRAU20 | 20) I often felt that I was abandoned without enough attention or I was not loved | ___ ① ___ | ___ ② ___ |
| TRAU21 | 21) My own parents or guardians failed to understand what I needed                | ___ ① ___ | ___ ② ___ |

**IV. Sexual Abuses (18 years or below)**

- |        |  |           |           |
|--------|--|-----------|-----------|
| TRAU22 | 22) Somebody had physical contacts with me that are sexually unpleasant (ex, contacts in secret parts of the body, forceful kissing, sexual intercourse, and the like) | ___ ① ___ | ___ ② ___ |
|--------|--|-----------|-----------|

TRAUIMP 109.1 (If answered Yes to any of the items above) Which was the problem that had the most serious impact on your life? \_\_\_\_\_ (Choose the number 1 thru. 22 above)

--	--

TRAUFEAR 109.2 How seriously did you feel the anxiety, fear or powerlessness when you had such a problem?

- |                          |                            |
|--------------------------|----------------------------|
| ___ ① Very seriously     | ___ ③ Not so seriously     |
| ___ ② Somewhat seriously | ___ ④ Not seriously at all |

--

TRAUFEEL 109.3 When you had such a problem, did you feel as if you were separated from your own body or dreaming something?

- |           |          |
|-----------|----------|
| ___ ① Yes | ___ ② No |
|-----------|----------|

--

TRAUWHO 109.4 Who was the primary person that made you suffer from such a problem?

- |              |                     |                 |                 |                              |
|--------------|---------------------|-----------------|-----------------|------------------------------|
| ___ ① Father | ___ ③ Grand parents | ___ ⑤ Relatives | ___ ⑦ Cohorts   | ___ (77) Others (Specify___) |
| ___ ② Mother | ___ ④ Siblings      | ___ ⑥ Friends   | ___ ⑧ Neighbors |                              |

--	--



110. Do you happen to suffer from each of the following problems now?

		Yes	No
<b>FOOL1</b>	1) Now I am often scorned or got contempt	___①___	___②___
<b>FOOL2</b>	2) Now I often feel that I am disregarded or fail to approved	___①___	___②___
<b>FOOL3</b>	3) Now I often hear that I am useless	___①___	___②___
<b>FOOL4</b>	4) Now I often feel that I am abandoned without enough attention or I am not loved	___①___	___②___
<b>FOOL5</b>	5) Now my own parents or guardians fail to understand what I need	___①___	___②___

**FOOLWHO**

110.1 (If answered Yes to any of the items above) Who was the primary person that made you suffer from such a problem?

\_\_\_① Child(ren) \_\_\_③ Parents \_\_\_⑤ Siblings \_\_\_⑦ Friends \_\_\_⑨ Neighbors  
 \_\_\_② Spouse \_\_\_④ Grand Parents \_\_\_⑥ Relatives \_\_\_⑧ Cohorts \_\_\_(77) Others (Specify\_\_\_)

111. Short questions below are about your own parents.

<p><b>MAALIV</b>          111.1 Is your <b>mother</b> alive?          ___① Yes          ___② No (Please answer the two questions below)</p> <p><b>MADIEWHN</b> (If she has passed away)          111.2 How old were you when she passed away?          _____ years old</p> <p><b>MADIEWHY</b>          111.3 What was the reason she passed away?          ___① Old age                      ___⑤ Accident/Disaster          ___② Illness                        ___⑥ No sure reason          ___③ Suicide                       ___(77) Other (Specify)          ___④ Murder</p>	<p><b>PAALIV</b>          111.4 Is your <b>father</b> alive?          ___① Yes          ___② No (Please answer the two questions below)</p> <p><b>PADIEWHN</b> (If he has passed away)          111.5 How old were you when he passed away?          _____ years old</p> <p><b>PADIEWHY</b>          111.6 What was the reason he passed away?          ___① Old age                      ___⑤ Accident/Disaster          ___② Illness                        ___⑥ No sure reason          ___③ Suicide                       ___(77) Other (Specify)          ___④ Murder</p>
---	--

※ The interview is now completed. Lastly, we would like to ask you an additional question. Since this survey is pretty much complicated, I might have asked questions incorrectly or missed on some important questions. I would really appreciate it if you could provide me with your name and telephone number so that I could confirm with you later on about some possible mistakes. All information will remain **strictly confidential**, of course.

What is your name? R's name : \_\_\_\_\_

What is your phone number? R's phone # : \_\_\_\_\_

What is your address? R's address : \_\_\_\_\_



## 《 The following questions are asked to the interviewers 》

※ Please answer these questions right after the interview is completed with no respondents present

112. Interview date and time

Month \_\_\_\_\_ Date \_\_\_\_\_ Day \_\_\_\_\_  
 \_\_\_\_\_ a.m. \_\_\_\_\_ p.m FROM: Hour \_\_\_\_\_ Minute \_\_\_\_\_ TO: Hour \_\_\_\_\_ Minute \_\_\_\_\_

113. Who filled out this questionnaire?

\_\_\_\_ (1) Interviewer did all  
 \_\_\_\_ (2) Respondent did all  
 \_\_\_\_ (3) Respondent did partially

} (GO TO Q114)

113.1 (IF RESPONDENT DID PARTIALLY) Question numbers that were filled out by the respondent

FROM: Q \_\_\_\_\_ TO: Q \_\_\_\_\_ FROM: Q \_\_\_\_\_ TO: Q \_\_\_\_\_

114. Were there any persons present during the interview? If so, who were those persons? Choose all that apply.

\_\_\_\_ (1) Children under age 6      \_\_\_\_ (3) Spouse/ partner      \_\_\_\_ (0) None  
 \_\_\_\_ (2) Children above age 6      \_\_\_\_ (4) Other adults

115. What was the respondent's attitude during the interview?

\_\_\_\_ (1) Very cooperative      \_\_\_\_ (3) Not very cooperative  
 \_\_\_\_ (2) Somewhat cooperative      \_\_\_\_ (4) Not cooperative at all

116. How good was the respondent's understanding of the questions?

\_\_\_\_ (1) Good      \_\_\_\_ (2) Fair      \_\_\_\_ (3) Poor

117. How difficult was it to contact the respondent?

\_\_\_\_ (1) Very difficult      \_\_\_\_ (3) Not very difficult  
 \_\_\_\_ (2) Somewhat difficult      \_\_\_\_ (4) Not difficult at all

118. How difficult was it to conduct this interview with the respondent?

\_\_\_\_ (1) Very difficult      \_\_\_\_ (3) Not very difficult  
 \_\_\_\_ (2) Somewhat difficult      \_\_\_\_ (4) Not difficult at all

119. What incentives did you present to the respondent and what did s/he select? Choose all that apply.

1) Incentives Presented \_\_\_\_ (1) Gift certificate      \_\_\_\_ (2) Towel  
 2) Incentives Selected \_\_\_\_ (1) Gift certificate      \_\_\_\_ (2) Towel      \_\_\_\_ (7) DIDN'T TAKE

120. Final result of the interview

\_\_\_\_ (1) Complete      \_\_\_\_ (2) Incomplete

<INFORMATION ABOUT THE INTERVIEWER>

121. INTERVIEWER ID : \_\_\_\_\_

122. SEX : \_\_\_\_ (1) MALE \_\_\_\_ (2) FEMALE

123. AGE: \_\_\_\_\_

124. AFFILIATION: \_\_\_\_\_ UNIVERSITY \_\_\_\_\_ DEPARTMENT \_\_\_\_\_ YEAR

NAME: \_\_\_\_\_ TELEPHONE: \_\_\_\_\_

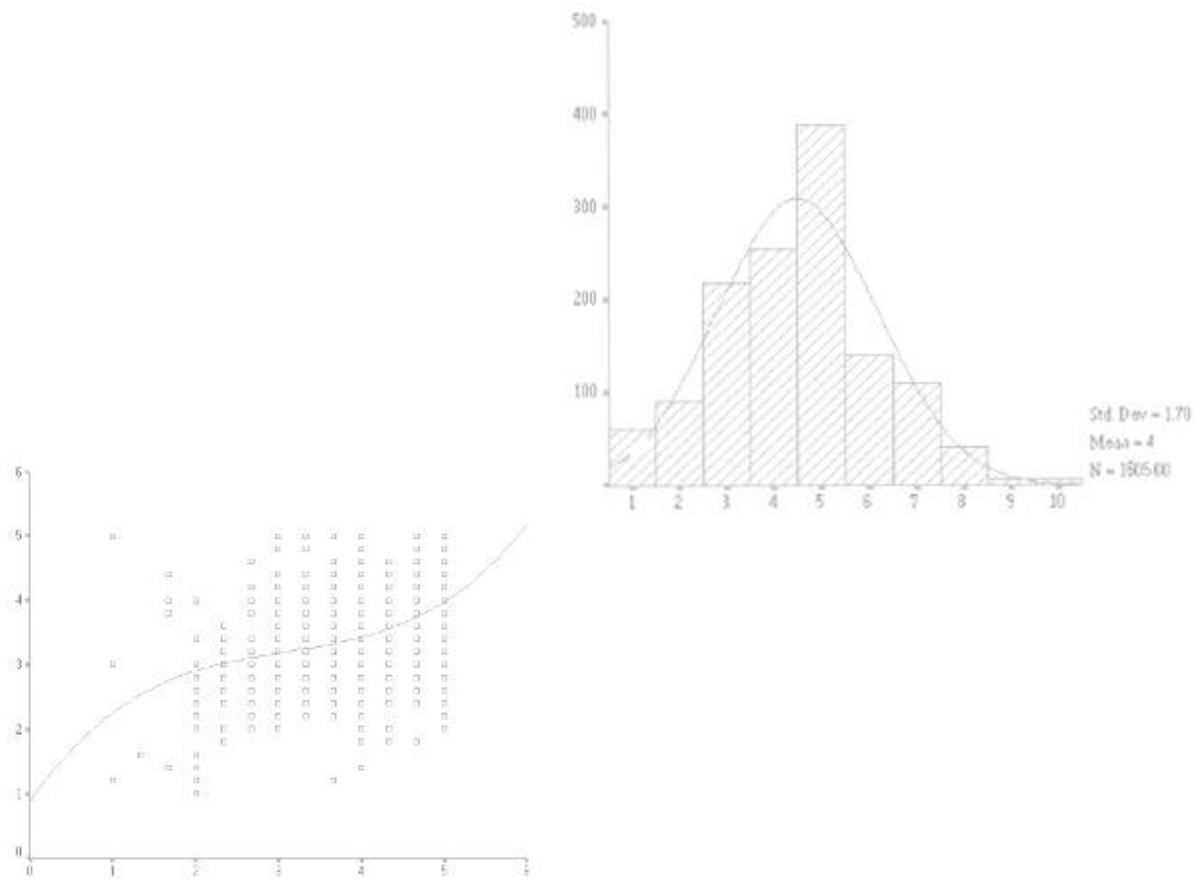


조사구 번호      가구 번호

			-		
--	--	--	---	--	--



# 2013 Korean General Social Survey



**Survey Research Center, Sungkyunkwan University**

53-3 Myungryun-Dong, Jongno-Ku, Seoul 110-745, South Korea

(Tel.) +82-2-760-1270 (Fax) +82-2-744-6169 (E-mail) [srcgss@skku.edu](mailto:srcgss@skku.edu) (Web) <http://src.skku.edu>



The Survey Research Center (SRC) in the Sungkyunkwan University is currently conducting the Korean General Social Survey (KGSS), an annual national sample survey funded by the National Research Foundation of Korea (NRF). The purpose of this survey is to collect primary social data that can be widely used in cross-national comparative studies. Most Questions in this survey concern your opinions on some of the basic political, economic, and social phenomena. The survey also includes your opinion concerning two modular topics: < Family & Changing Gender Roles IV >, the 2012 designated module of the International Social Survey Programme (ISSP) that is participated by 50 countries all around the world; < Network Social Capital >, the 2012 module of the East Asian Social Survey (EASS) that is participated by 4 countries in East Asia (Korea, China, Japan, and Taiwan).

Since we tried to select our respondents in a way to best represent the people in this country, the results of this survey are likely to lose the representativeness if you fail to respond to this interview request. We sincerely would like to ask your sincere cooperation so that this survey could produce valuable research data. Your answers will be kept strictly confidential and anonymous, of course. We would really appreciate it if you take time to answer every question in this survey.

June, 2013

Sang-Wook Kim, Prof.

Director, Survey Research Center, Sungkyunkwan Univ.



※ To begin with, I would like to ask you a few questions about this society.

**HELPFUL**

1. Would you say that most of the time people try to be helpful, or they are mostly just looking out for themselves?

- \_\_\_ ① Try to be helpful                      \_\_\_ (3) DEPENDS  
\_\_\_ ② Just look out for themselves        \_\_\_ (8) DON'T KNOW

**FAIR**

2. Do you think most people would try to take advantage of you if they got a chance, or would they try to be fair?

- \_\_\_ ① Would take advantage of you        \_\_\_ (3) DEPENDS  
\_\_\_ ② Would try to be fair                    \_\_\_ (8) DON'T KNOW

3. I am going to name some institutions in this country. As far as the people running these institutions are concerned, would you say you have a great deal of confidence, only some confidence, or hardly any confidence at all in them?

SHOW CARD		A great deal confidence	Only some confidence	Hardly any confidence at all	DON'T KNOW	
PROBING	CONBUS	1) Major companies	①	②	③	(8)
	CONCLERG	2) Organized religion	①	②	③	(8)
	CONEDUC	3) Education	①	②	③	(8)
	CONLABOR	4) Organized labor	①	②	③	(8)
	CONPRESS	5) Newspaper	①	②	③	(8)
	CONTV	6) TV	①	②	③	(8)
	CONMEDIC	7) Medicine	①	②	③	(8)
	CONGOVT	8) Executive branch of the national government	①	②	③	(8)
	CONLGOVT	9) Local government	①	②	③	(8)
	CONLEGIS	10) Congress	①	②	③	(8)
	CONJUDGE	11) The Supreme Court	①	②	③	(8)
	CONSCI	12) Scientific community	①	②	③	(8)
	CONARMY	13) Military	①	②	③	(8)
	CONFINAN	14) Banks and financial institutions	①	②	③	(8)
	CONBLUHO	15) The Blue House	①	②	③	(8)
	CONCSO	16) Civic Activist Organizations	①	②	③	(8)
	CONRCH	17) Public-opinion Research Institute	①	②	③	(8)

**RELIABLE**

4. Generally, how trustful do you perceive this society to be? A score of 0 indicates a society that is hardly trustful, while a score of 10 indicates a society that is very trustful.

SHOW CARD	Hardly trustful	Very trustful	DON'T KNOW
-----------	-----------------	---------------	------------

\_\_\_0\_\_\_ \_\_\_1\_\_\_ \_\_\_2\_\_\_ \_\_\_3\_\_\_ \_\_\_4\_\_\_ \_\_\_5\_\_\_ \_\_\_6\_\_\_ \_\_\_7\_\_\_ \_\_\_8\_\_\_ \_\_\_9\_\_\_ \_\_\_10\_\_\_ \_\_\_(88)\_\_\_

**NORTHWHO**

5. What do you think North Korea is to us? Please choose one answer only among the following.

- \_\_\_ ① A country to support                      \_\_\_ ③ A country to guard against                      \_\_\_ (8) DON'T KNOW  
\_\_\_ ② A country to cooperate with                      \_\_\_ ④ A country to fight against

**SEDISTAN**

6. Which country do you feel closest to among the following countries?

- \_\_\_ ① USA                      \_\_\_ ③ North Korea                      \_\_\_ ⑤ Russia  
\_\_\_ ② Japan                      \_\_\_ ④ China                      \_\_\_ (8) DON'T KNOW

**UNIFI**



7. To what extent do you think the unification between South and North Korea is necessary?

- \_\_\_ ① Very necessary      \_\_\_ ③ Somewhat unnecessary      \_\_\_ (8) DON'T KNOW  
\_\_\_ ② Somewhat necessary      \_\_\_ ④ Very unnecessary

☐

#### NKACCEPT

8. What do you think about North Korean defectors who want to come to South Korea?

- \_\_\_ ① All should be admitted  
\_\_\_ ② Should be admitted selectively  
\_\_\_ ③ Should not be admitted any more

☐

#### NKCLOSE

9. How close or distant do you feel about North Korean defectors who stay in South Korea?

- \_\_\_ ① Feel very close      \_\_\_ ③ Feel somewhat distant  
\_\_\_ ② Feel somewhat close      \_\_\_ ④ Feel very distant

☐

#### CURGOV

10. On the whole, how good do you think the current government is in administering state affairs?

- \_\_\_ ① Very good      \_\_\_ ④ Somewhat poor  
\_\_\_ ② Somewhat good      \_\_\_ ⑤ Very poor  
\_\_\_ ③ Neither good nor poor      \_\_\_ (8) DON'T KNOW

☐

#### PARTYID13

11. Which political party do you support?

SHOW  
CARD

- \_\_\_ ① Saenuri Party      \_\_\_ (66) OTHER (SPECIFY: \_\_\_\_\_)  
\_\_\_ ② Democratic Party      \_\_\_ (77) NONE OF THESE (GO TO Q11.1)  
\_\_\_ ③ The Unified Progressive Party      \_\_\_ (88) DON'T KNOW  
\_\_\_ ④ Justice Party

☐

#### PRTPRI13 (IF YOU SUPPORT NONE OF THESE)

11.1 If you do not actively support any political party, is there a party you feel favorable toward? (If yes,) Which party is it?

SHOW  
CARD

- \_\_\_ ① Saenuri Party      \_\_\_ (66) OTHER (SPECIFY: \_\_\_\_\_)  
\_\_\_ ② Democratic Party      \_\_\_ (77) NONE OF THESE  
\_\_\_ ③ The Unified Progressive Party      \_\_\_ (88) DON'T KNOW  
\_\_\_ ④ Justice Party

☐

#### VOTE13

12. Did you vote in the 18th Presidential Election(December 19, 2012)?

- \_\_\_ ① Voted      \_\_\_ ② Did not Vote  
\_\_\_ (8) DON'T KNOW  
\_\_\_ (9) NOT ELIGIBLE

(GO TO Q.13)

☐

#### VOTE131

12.1 (IF YOU VOTED) Which presidential candidate did you vote for at 18th Presidential Election?

SHOW  
CARD

- \_\_\_ ① Saenuri Party Park Geun-Hye Candidate      \_\_\_ ⑥ Independent Park Jong-Sun Candidate  
\_\_\_ ② The Unified Progressive Party Moon Jae-In Candidate      \_\_\_ (66) OTHER (SPECIFY: \_\_\_\_\_)  
\_\_\_ ③ Independent Kang Ji-Won Candidate      \_\_\_ (77) DID NOT VOTE FOR ANY CANDIDATE  
\_\_\_ ④ Independent Kim Soon-Ja Candidate      \_\_\_ (88) DON'T KNOW  
\_\_\_ ⑤ Independent Kim So-Yeon Candidate

☐







**RANK**

21. In our society there are groups which tend to be towards the top and groups which tend to be towards the bottom. Below is a scale that runs from top (10) to bottom (1). Where would you put yourself now on this scale?

SHOW  
CARD

Bottom

Top

DK

\_\_\_①\_\_\_ \_\_\_②\_\_\_ \_\_\_③\_\_\_ \_\_\_④\_\_\_ \_\_\_⑤\_\_\_ \_\_\_⑥\_\_\_ \_\_\_⑦\_\_\_ \_\_\_⑧\_\_\_ \_\_\_⑨\_\_\_ \_\_\_⑩\_\_\_ \_\_\_(88)\_\_\_

**COMGEN**

22. As you know, elderly parents sometimes live with adult children in one house. Do you think this is a good idea or not?

\_\_\_ ① Good Ideap

\_\_\_ (3) Depends on the Situation

\_\_\_ ② Bad Idea

\_\_\_ (8) DON'T KNOW

**MERCYDTH**

23. If a patient is suffering incurable disease, should the attending physician be legally allowed to painlessly end the patient's life, when the patient or the family wants it?

PROBI  
NG

\_\_\_ ① Allowed

\_\_\_ (8) DON'T KNOW

\_\_\_ ② Not Allowed

**KIDSSOLO6**

24. When your children become your current age, what do you think their living standards will be like? If you don't have children, suppose you do and answer.

\_\_\_ ① Much Better

\_\_\_ ④ Somewhat Worse

\_\_\_ ② Somewhat Better

\_\_\_ ⑤ Much Worse

\_\_\_ ③ About the Same

\_\_\_ (8) DON'T KNOW

**APPCCSXB**

25. If you were to have only one child, would you prefer a boy or a girl?

\_\_\_ ① Boy

\_\_\_ ② Girl

\_\_\_ (3) No preference

**URBRURAL**

26. Which of the categories below comes closest to the type of place you are living in now?

\_\_\_ ① A big city

\_\_\_ ③ A small city or a town

\_\_\_ ⑤ A farm or home in the country

\_\_\_ ② The suburbs or outskirts  
of a big city

\_\_\_ ④ A country village

\_\_\_ (8) DON'T KNOW

**ATTEND**

27. How often do you attend religious services?

\_\_\_ (01) A few times a week

\_\_\_ (06) Once a year

\_\_\_ (02) Once a week

\_\_\_ (07) Less than once a year

\_\_\_ (03) Two or three times a month

\_\_\_ (08) NEVER

\_\_\_ (04) Once a month

\_\_\_ (88) DON'T KNOW

\_\_\_ (05) Several times a year

**RELIG**

28. What is your religion?

\_\_\_ ① Buddhism

\_\_\_ ④ No religion (GO TO Q.28)

\_\_\_ ② Protestant

\_\_\_ (77) OTHER (SPECIFY )

\_\_\_ ③ Catholic







35. Do you think it is wrong or not wrong if....?

Show Card	Always wrong	Almost always wrong	Wrong only sometimes	Not wrong at all	Can't choose
<b>SEXATT1</b> 1) a man and a woman have sexual relations before marriage	___①___	___②___	___③___	___④___	___(8)___
<b>SEXATT2</b> 2) a married person having sexual relations with someone other than his or her husband or wife	___①___	___②___	___③___	___④___	___(8)___
<b>SEXATT3</b> 3) sexual relations between two adults of the same sex	___①___	___②___	___③___	___④___	___(8)___

36. To what extent do you agree or disagree with each of the following statement?

SHOW CARD	Strongly Agree	Somewhat Agree	Neither Agree Nor Disagree	Somewhat Disagree	Strongly Disagree
<b>CULTBIAS1</b> 1) Earning money is the main reason behind working hard.	___①___	___②___	___③___	___④___	___⑤___
<b>CULTBIAS2</b> 2) Those who achieved wealth through strong motivation have the right to enjoy the wealth.	___①___	___②___	___③___	___④___	___⑤___
<b>CULTBIAS3</b> 3) Determined person and someone who is not are bound to be filtered throughout life. and it is just as well that life tends to sort out those why try harder from those who don't	___①___	___②___	___③___	___④___	___⑤___
<b>CULTBIAS4</b> 4) I am more strict about what is right and wrong compared to others.	___①___	___②___	___③___	___④___	___⑤___
<b>CULTBIAS5</b> 5) Teenagers nowadays need more discipline.	___①___	___②___	___③___	___④___	___⑤___
<b>CULTBIAS6</b> 6) The problem is that people challenge authority too often.	___①___	___②___	___③___	___④___	___⑤___
<b>CULTBIAS7</b> 7) Future is too uncertain for serious planning.	___①___	___②___	___③___	___④___	___⑤___
<b>CULTBIAS8</b> 8) I feel that life is like lottery.	___①___	___②___	___③___	___④___	___⑤___
<b>CULTBIAS9</b> 9) It is unknown that working hard will make life better.	___①___	___②___	___③___	___④___	___⑤___
<b>CULTBIAS10</b> 10) Those who are wealthy should be taxed more to help the poor.	___①___	___②___	___③___	___④___	___⑤___
<b>CULTBIAS11</b> 11) If wealth is better distributed among nations, the world would be more peaceful.	___①___	___②___	___③___	___④___	___⑤___
<b>CULTBIAS12</b> 12) What this country needs is a "fairness revolution" to make the distribution of goods more equal	___①___	___②___	___③___	___④___	___⑤___

37. How much do you agree or disagree with each of these statements?

SHOW CARD	Agree strongly	Agree	Neither agree nor disagree	Disagree	Disagree strongly
<b>SCIFAITH</b> 1) We believe too often in science, and not enough in feelings and faith	___①___	___②___	___③___	___④___	___⑤___
<b>HARMGOOD</b> 2) Overall, modern science does more harm than good	___①___	___②___	___③___	___④___	___⑤___
<b>SCIGRN</b> 3) Modern science will solve our environmental problems with little change to our way of life	___①___	___②___	___③___	___④___	___⑤___

38. Do you agree or disagree with each of the statements about suicide?

PROBING	YES	NO	DON'T KNOW
<b>SUICIDE131</b> 1) suffering incurable disease	___①___	___②___	___(8)___
<b>SUICIDE132</b> 2) bankrupt	___①___	___②___	___(8)___
<b>SUICIDE133</b> 3) dishonoring the family	___①___	___②___	___(8)___
<b>SUICIDE134</b> 4) tired of living and wants to die	___①___	___②___	___(8)___



※ Next, I'm going to ask about your family.

**KIDNUM10**

39. How many children (sons and daughters) have you had? Please include those who are living together with you or not and also include those who were born by natural birth or who were adopted (Don't include, however, those who are deceased).

Total: \_\_\_\_\_ (00) NONE

--	--

**HOMPOP**

40. How many family members, including yourself, live at your residence? Do not include those who are temporarily living elsewhere due to schooling, employment, military service, etc.

NUMBER OF FAMILY MEMBERS LIVING WITH RESPONDENT: \_\_\_\_\_

--	--

**SEPAPOP**

41. Are there any family members who are living somewhere else due to schooling, employment, military service, etc? (If there are) How many such persons are there?

NUMBER OF FAMILY MEMBERS LIVING WITH RESPONDENT: \_\_\_\_\_

--	--

**UNRELAT**

42. How many persons live in your house who are not your family members (e.g., friends, partner, etc.)?

NUMBER OF NON-FAMILY MEMBERS LIVING WITH RESPONDENT: \_\_\_\_\_ (00) NONE

--	--



43. I would like to ask about your relationship with your family members. Family members include those living in your house, living somewhere else, and those who are not blood-related to you but live in your house. Please answer the following questions accordingly.

PROBING

**(WRITE DOWN THE PERSON'S RELATIONSHIP TO THE RESPONDENT FIRST, AND THEN ASK THE PERSON'S SEX, AGE, MARITAL STATUS, CO-RESIDENCE STATUS, THE REASON FOR LIVING ELSEWHERE, EMPLOYMENT STATUS, AND THE REASON FOR NOT WORKING. MAKE SURE TO ASK ABOUT EACH AND EVERYONE COUNTED IN QUESTIONS 40, 41 AND 42 ABOVE.)**

- 1) Relation to respondent
- 2) Is [PERSON] male or female?
- 3) How old is [PERSON]?
- 4) Is [PERSON] now married, widowed, divorced, separated, cohabiting, or never married?
- 5) Is [PERSON] living in your house, or is [PERSON] staying somewhere else?
- 6) (IF [PERSON] IS TEMPORARILY STAYING ELSEWHERE) What is the primary reason for not living together?
- 7) Is [PERSON] currently working for pay?
- 8) (IF NOT WORKING) What is the primary reason for not working?

	1) Relation to respondent		2) Sex		3) Age	4) Marital status		5) Co-Residence Status			7) Employment status				
	Relation	Code	① M	② F		Status	Code	① Living together	② Not living together	6) Reason for not living together		① Employed	② Not employed	8) Reason for not working	
										Reason	Code			Reason	Code
1	RELATE		SEX		AGE	MARITAL		AWAY		WHYAWY		EMPTY		WHYNOE	
2	RELATE2		GENDER2		OLD2	MAR2		AWAY2		WHYAWY2		EMPTY2		WHYNOE2	
3	RELATE3		GENDER3		OLD3	MAR3		AWAY3		WHYAWY3		EMPTY3		WHYNOE3	
4	RELATE4		GENDER4		OLD4	MAR4		AWAY4		WHYAWY4		EMPTY4		WHYNOE4	
5	RELATE5		GENDER5		OLD5	MAR5		AWAY5		WHYAWY5		EMPTY5		WHYNOE5	
6	RELATE6		GENDER6		OLD6	MAR6		AWAY6		WHYAWY6		EMPTY6		WHYNOE6	
7	RELATE7		GENDER7		OLD7	MAR7		AWAY7		WHYAWY7		EMPTY7		WHYNOE7	
8	RELATE8		GENDER8		OLD8	MAR8		AWAY8		WHYAWY8		EMPTY8		WHYNOE8	
9	RELATE9		GENDER9		OLD9	MAR9		AWAY9		WHYAWY9		EMPTY9		WHYNOE9	
10	RELATE10		GENDER10		OLD10	MAR10		AWAY10		WHYAWY10		EMPTY10		WHYNOE10	

#### 《 CODE LISTS 》

1) Relation to respondent	4) Marital status	6) Reasons for living elsewhere	8) Reasons for not working
(01) Respondent (02) Spouse (03) 1st child (04) 2nd child (05) 3rd child (06) 4th child (07) 5th child (08) 6th child (09) 7th child (10) Child's spouse (11) Grand child (12) Grand child's spouse (13) Parent (14) Spouse's parent (15) Sibling (16) Spouse's sibling (17) Grand parent (18) Nephew/Niece (19) Cousin (20) Sibling's spouse (21) Parent's sibling (22) Friend (23) Boarder (24) Housemaid (25) Partner (26) Care provider (77) OTHER (SPECIFY: _____)	① Married ② Widowed ③ Divorced ④ Separated ⑤ Never married ⑥ Cohabiting	(01) Schooling (02) Employment (03) Military service (04) Respondent's schooling (05) Respondent's employment (77) OTHER (SPECIFY: _____)	(01) Below school age (02) In school (03) Staying at home (04) Old age (05) Illness (06) Disabled (07) Temporarily not working (08) Unemployed (09) Retired (10) Retired under the age limit (11) Searching for job (12) Studying (13) In the army (14) Business Failure (15) Do not want to get a job (17) Religious Belief (18) To Take care of family (19) Can't get a job (77) OTHER (SPECIFY: _____)

HHWHO / HDHEAD / HHSEX / HHAGE / HHMARI / HHAWAY / HHWHYAWY / HHEMPLY / HHWHYNOE

44. Who is the household head?

PROBING

RELATION TO RESPONDENT: \_\_\_\_\_

--	--



※ Now, I would like to ask you about how much education you and your family members have received.

### EDUC

45. What is the highest level of school you have attended?

____ (00) NO FORMAL SCHOOL ____ (08) OTHERS (EX. SEODANG) ▼	____ (01) Elementary school ____ (02) Junior high school ____ (03) High school		____ (04) Junior college(Two or three-year course) ____ (05) College (Four-year course) ____ (06) Graduate school (Masters) ____ (07) Graduate school (PhD)		
	▼				
	<b>GRADUATE</b> 45.1 Did you graduate from this school, or are you currently attending?				
	____ ① Graduated ▼		____ ② Dropped out ▼		____ ③ Currently attending ▼
	<b>DROPYR</b> 45.2 In what grade did you drop out? _____ GRADE		<b>CURRYR</b> 45.3 What grade are you in? _____ GRADE		

### TECHHIGH / GRADYR

46. (If you graduated high school,) did you attend technical high school by any chance?

① YES → Graduation Year: \_\_\_\_\_ ② NO

### SPEDUC

47. What is the highest level of school your spouse has attended?

____ (99) NO SPOUSE ____ (00) NO FORMAL SCHOOL ____ (08) OTHERS (EX. SEODANG) ▼	____ (01) Elementary school ____ (02) Junior high school ____ (03) High school		____ (04) Junior college(Two or three-year course) ____ (05) College (Four-year course) ____ (06) Graduate school (Masters) ____ (07) Graduate school (PhD)		
	▼				
	<b>SPGRAD</b> 47.1 Did your spouse graduate from this school, or is s/he currently attending?				
	____ ① Graduated ▼		____ ② Dropped out ▼		____ ③ Currently attending ▼
	<b>SPDROPYR</b> 47.2 In what grade did s/he drop out? _____ GRADE		<b>SPCURRYR</b> 47.3 What grade is s/he in? _____ GRADE		

### PAEDUC

48. What is the highest level of school your father has attended?

____ (00) NO FORMAL SCHOOL ____ (08) OTHERS (EX. SEODANG) ____ (88) OT KNOW ▼	____ (01) Elementary school ____ (02) Junior high school ____ (03) High school		____ (04) Junior college(Two or three-year course) ____ (05) College (Four-year course) ____ (06) Graduate school (Masters) ____ (07) Graduate school (PhD)		
	▼				
	<b>PAGRAD</b> 48.1 Did your father graduate from this school, or is he currently attending?				
	____ ① Graduated ▼		____ ② Dropped out ▼		____ ③ Currently attending ▼
	<b>PADROPYR</b> 48.2 In what grade did he drop out? _____ GRADE		<b>PACURRYR</b> 48.3 What grade is he in? _____ GRADE		

### MAEDUC

49. What is the highest level of school your mother has attended?

____ (00) NO FORMAL SCHOOL ____ (08) OTHERS (EX. SEODANG) ____ (88) KNOW ▼	____ (01) Elementary school ____ (02) Junior high school ____ (03) High school		____ (04) Junior college(Two or three-year course) ____ (05) College (Four-year course) ____ (06) Graduate school (Masters) ____ (07) Graduate school (Ph. D)		
	▼				
	<b>MAGRAD</b> 49.1 Did your mother graduate from this school, or is she currently attending?				
	____ ① Graduated ▼		____ ② Dropped out ▼		____ ③ Currently attending ▼
	<b>MADROPYR</b> 49.2 In what grade did she drop out? _____ GRADE		<b>MACURRYR</b> 49.3 What grade is she in? _____ GRADE		



※ Next, I am going to ask about your main job.

INCMR

50. Do you have a job that provides income?

프로빙

<p style="text-align: center;">① Yes <input checked="" type="checkbox"/></p> <p><b>EMPED</b> 50.1 Do you work for someone else?</p> <p style="text-align: center;">① Yes <input checked="" type="checkbox"/>      ② No <input type="checkbox"/></p> <p><b>WGSTAT</b> 50.2 What is your employment status?          _____ ① Regular employee          _____ ② Temporary employee          _____ ③ Day labor</p> <p><b>WGPTFL</b> 50.3 Are you working part time or full time?          _____ ① Part-time    _____ ② Full-time</p> <p><b>WGWKHR</b> 50.4 How many hours a week do you work on average?          _____ Hours          _____ (888) DON'T KNOW</p> <p><b>WGSTAB</b> 50.5 Is it possible to keep this job as long as you want?          _____ ① Yes      _____ ② No          _____ (8) DON'T KNOW</p> <p><b>WGSECT</b> 50.6 Are you employed by the government, a publicly owned firm, a private firm, or a non-profit organization?          _____ ① Government          _____ ② Publicly owned firm          _____ ③ Private firm          _____ ④ Non-profit organization</p> <p><b>WGUNN</b> 50.7 Are you a union member?          _____ ① Yes      _____ ② No          (GO TO Q50.7.1)  <b>WGUNNP(IF NOT UNION MEMBER)</b>          50.7.1 Were you a member of trade union before?          _____ ① Yes      _____ ② No</p> <p style="text-align: center;"><input checked="" type="checkbox"/></p>	<p style="text-align: center;">② No <input type="checkbox"/></p> <p><b>UNSRCH</b> 50.16 Over the last 7 days, did you actively look for a job?          _____ ① Yes          _____ ② No</p> <p><b>UNXTINC</b> 50.17 Do you have any sources of income? This interest or dividends, rent, social security, other pensions, alimony or child support, public aid (welfare), and armed forces or veteran's allotment.          _____ ① Yes      _____ ② No</p> <p style="text-align: center;"><input checked="" type="checkbox"/></p> <p><b>UNXTINCO/UNXTINCM</b> Monthly Average Income: _____          MAN(10,000)WON (CODE NO.:)          (88) DON'T KNOW    (77) Refusal</p> <p><b>UNWKEX</b> 50.18 Have you ever had a paid job?          _____ ① Yes          _____ ② No (GO TO Q 48)</p> <p><b>UNSTAT</b> 50.19 What type of job did you have at that time?          _____ ① Worked for government          _____ ② Worked for publicly owned firm          _____ ③ Worked for private firm          _____ ④ Worked for non-profit organization          _____ ⑤ Worked for family without being paid          _____ ⑥ Self-employed with no employees          _____ ⑦ Self-employed with employees          (GO TO Q50.18.1)</p> <p><b>UNNOHI</b> 50.19.1 How many employees did you employ?          NUMBER OF EMPLOYEES: _____</p> <p><b>UNSUBO</b> 50.20 Did you have any subordinates in your workplace whom you directly managed and supervised?          _____ ① Yes      _____ ② No</p> <p><b>UNWKHR</b> 50.21 How many hours a week did you work on average?          _____ Hours          _____ (888)</p>
<p><b>NUMSUP</b> 50.13.1 How many subordinates do you have in your workplace whom you manage and supervise? _____ persons (IF NOT HAVE, GO TO Q50.13)</p> <p><b>EMSUBO</b> 50.13.2 Do you have any subordinates in your workplace whom you directly manage and supervise?          _____ ① Yes      _____ ② No      _____ (8) DON'T KNOW</p> <p><b>RINCOMO / RINCOME</b> 50.14 Before taxes and other deductions, what is your total monthly average income from this job? This includes your base pay, bonuses, and other allowances.          (IF THE RESPONDENT DOES NOT HAVE A REGULAR MONTHLY INCOME (EX. FARMER), THEN DIVIDE THE ESTIMATED ANNUAL INCOME BY 12.)          ABOUT _____ MAN(10,000) WON (CODE NO.: _____)          (88) DON'T KNOW      _____ (77) Refusal</p> <p><b>RXTINC / RXTINCO / RXTINCM</b> 50.15 Beside income from your main job, do you have other sources of income? This includes interest or dividends, rent, social security, other pensions, alimony or child support, public aid (welfare), and armed forces or veteran's allotment. If any, what is your monthly average income?          _____ ① Yes <input checked="" type="checkbox"/>      _____ ② No (GO TO Q.51)          Other Monthly Average Income: _____ MAN(10,000) WON (CODE NO.: _____)          _____ (88) DON'T KNOW      _____ (77) Refusal</p>	<p style="text-align: center;">② No <input type="checkbox"/></p> <p><b>UNSRCH</b> 50.16 Over the last 7 days, did you actively look for a job?          _____ ① Yes          _____ ② No</p> <p><b>UNXTINC</b> 50.17 Do you have any sources of income? This interest or dividends, rent, social security, other pensions, alimony or child support, public aid (welfare), and armed forces or veteran's allotment.          _____ ① Yes      _____ ② No</p> <p style="text-align: center;"><input checked="" type="checkbox"/></p> <p><b>UNXTINCO/UNXTINCM</b> Monthly Average Income: _____          MAN(10,000)WON (CODE NO.:)          (88) DON'T KNOW    (77) Refusal</p> <p><b>UNWKEX</b> 50.18 Have you ever had a paid job?          _____ ① Yes          _____ ② No (GO TO Q 48)</p> <p><b>UNSTAT</b> 50.19 What type of job did you have at that time?          _____ ① Worked for government          _____ ② Worked for publicly owned firm          _____ ③ Worked for private firm          _____ ④ Worked for non-profit organization          _____ ⑤ Worked for family without being paid          _____ ⑥ Self-employed with no employees          _____ ⑦ Self-employed with employees          (GO TO Q50.18.1)</p> <p><b>UNNOHI</b> 50.19.1 How many employees did you employ?          NUMBER OF EMPLOYEES: _____</p> <p><b>UNSUBO</b> 50.20 Did you have any subordinates in your workplace whom you directly managed and supervised?          _____ ① Yes      _____ ② No</p> <p><b>UNWKHR</b> 50.21 How many hours a week did you work on average?          _____ Hours          _____ (888)</p>

0 1 2 3 4 5 6 7 8 9 10 11 12 13 14 15 16 17 18 19 20 21 22 23 24 25 26 27 28 29 30 31 32 33 34 35 36 37 38 39 40 41 42 43 44 45 46 47 48 49 50 51 52 53 54 55 56 57 58 59 60 61 62 63 64 65 66 67 68 69 70 71 72 73 74 75 76 77 78 79 80 81 82 83 84 85 86 87 88 89 90 91 92 93 94 95 96 97 98 99	0 1 2 3 4 5 6 7 8 9 10 11 12 13 14 15 16 17 18 19 20 21 22 23 24 25 26 27 28 29 30 31 32 33 34 35 36 37 38 39 40 41 42 43 44 45 46 47 48 49 50 51 52 53 54 55 56 57 58 59 60 61 62 63 64 65 66 67 68 69 70 71 72 73 74 75 76 77 78 79 80 81 82 83 84 85 86 87 88 89 90 91 92 93 94 95 96 97 98 99
---	---

INDUSTRY / INDUS08 / OCC / OCC08

51. What kind of work do you normally do? What do you actually do in that job? If currently not working, tell me about your last job.

PROBI  
NG

51.1 INDUSTRY : \_\_\_\_\_

51.2 OCCUPATION : \_\_\_\_\_



✳ Next, I am going to ask about your spouse's main job.

SPINCMR

52. Does your spouse have a job that provides income? (9) NO SPOUSE (GO TO Q.50)

프로빙		① Yes		② No	
<b>SPEMPED</b> 52.1 Does your spouse work for someone else? ① Yes ② No					
<b>SPWGSTAT</b> 52.2 What is your spouse's employment status? ① Regular employee ② Temporary employee ③ Day labor		<b>SPSFSTAT</b> 52.8 If not employed, is your spouse working for the family, self-employed with no employees, or self-employed with employees? ① Working for family without being paid ② Self-employed with no employees ③ Self-employed with employees (GO TO Q52.8.1)		<b>SPUNSRCH</b> 52.14 Over the last 7 days, did your spouse actively look for a job? ① Yes ② No	
<b>SPWGPFTL</b> 52.3 Is your spouse working part time or full time? ① Part-time ② Full-time		<b>SPSFNOHI</b> (IF SELF-EMPLOYED WITH EMPLOYEES) 52.8.1 How many employees does your spouse employ? NUMBER OF EMPLOYEES: _____		<b>SPUNXTN/SPUNXTNO/SPUNXTNM</b> 52.15 Does your spouse have any sources of income? This interest or dividends, rent, social security, other pensions, alimony or child support, public aid (welfare), and armed forces or veteran's allotment'. ① Yes ② No Monthly Average Income: (10,000) WON (CODE NO.: ) (88) DON'T KNOW	
<b>SPWGWKHR</b> 52.4 How many hours a week does your spouse work on average? _____ Hours (888) DON'T KNOW		<b>SPSFPTFL</b> 52.9 Is your spouse working part time or full time? ① Part-time ② Full-time		<b>SPUNWKEX</b> 52.16 Has your spouse ever had a paid job? ① Yes ② No (GO TO Q.52)	
<b>SPWGSTAB</b> 52.5 Is it possible for your spouse to keep this job as long as s/he wants? ① Yes ② No (8) DON'T KNOW		<b>SPSFWKHR</b> 52.10 How many hours a week does your spouse work on average? _____ Hours (888) DON'T KNOW		<b>SPUNSTAT</b> 52.17 What type of job did your spouse have at that time? ① Worked for government ② Worked for publicly owned firm ③ Worked for private firm ④ Worked for non-profit organization ⑤ Worked for family without being paid ⑥ Self-employed with no employees ⑦ Self-employed with employees (GO TO Q52.17.1)	
<b>SPWGSECT</b> 52.6 Is your spouse employed by the government, a publicly owned firm, a private firm, or a non-profit organization? ① Government ② Publicly owned firm ③ Private firm ④ Non-profit organization		<b>SPWGUNN</b> 52.7 Is your spouse a union member? ① Yes ② No (GO TO Q52.7.1) <b>SPWGUNNP(IF NOT UNION MEMBER)</b> 52.7.1 Was your spouse a member of trade union before? ① Yes ② No		<b>SPUNNOHI</b> 52.17.1 How many employees did your spouse employ? NUMBER OF EMPLOYEES: _____ (888) DON'T KNOW	
<b>SPNUMSUP</b> 52.11.1 How many subordinates does your spouse have in the workplace whom s/he manages and supervises? _____ persons (IF NOT HAVE, GO TO Q52.12)				<b>SPUNSUBO</b> 52.18 Did your spouse have any subordinates in the workplace whom s/he directly managed and supervised? ① Yes ② No (8) DON'T KNOW	
<b>SPEMSUBO</b> 52.11.2 Does your spouse have any subordinates in the workplace whom s/he directly manages and supervises? ① Yes ② No (8) DON'T KNOW				<b>SPUNWKHR</b> 52.19 How many hours a week did your spouse work on average? _____ Hours (888) DON'T KNOW	
<b>SPINCOMO / SPINCOME</b> 52.12 Before taxes and other deductions, what is your spouse's total monthly average income from this job? This includes his/her base pay, bonuses, and other allowances. (IF THE RESPONDENT'S SPOUSE DOES NOT HAVE A REGULAR MONTHLY INCOME (EX. FARMER), THEN DIVIDE THE ESTIMATED ANNUAL INCOME BY 12) ABOUT _____ MAN(10,000) WON (CODE NO.: _____) (88) DON'T KNOW (77) Refusal		<b>SPXTINC / SPXTINCO / SPXTINCM</b> 52.13 Beside income from the main job of your spouse, does your spouse have other sources of income? This includes interest or dividends, rent, social security, other pensions, alimony or child support, public aid (welfare), and armed forces or veteran's allotment'. If any, what is his/her monthly average income? ① Yes ② No (GO TO Q.49)			
Other Monthly Average Income: (88) DON'T KNOW		MAN(10,000) WON (CODE NO.: ) (77) Refusal			

[illegible]

SPIND / SPINDO8 / SPOCC / SPOCCO8

53. What kind of work does your spouse normally do? What does s/he actually do in that job? If currently not working, tell me about his/her last job.

프로빙 53.1 **INDUSTRY:** : \_\_\_\_\_  
 53.2 **OCCUPATION:** \_\_\_\_\_



**INCOMO / INCOME**

54. What is the approximate total monthly income of your household before tax deductions?

PROBI  
NG

Please include the income of all household members, including yourself, such as employment income, interest, property and rental income, pensions, various subsidies, or personal financial support received from others. (For agricultural income or similar, divide the annual income by 12 to enter the monthly amount, and be sure to account for the income of all household members listed in questions 40, 41, and 42, whether they live with you or not. However, exclude household members who do not share finances.)

APPROXIMATELY: \_\_\_\_\_MAN(10,000) WON (CODE NUMBER:\_\_\_\_\_) \_\_\_\_ (88) DON'T KNOW \_\_\_\_ (77) Refusal

**\* Now, let me ask you what you think about the Korean society and other social groups to which you belong.**

55. How familiar do you feel about the regional distinctions you live in?

SHOW  
CARD

Very Close	Somewhat Close	Not So Close	Not Close at All	Can't choose
------------	----------------	--------------	------------------	--------------

<b>REGION1</b>	1) Your county/subcounty/town of residence	_____①_____	_____②_____	_____③_____	_____④_____	_____⑧_____
<b>REGION2</b>	2) Your ward/state/district of residence	_____①_____	_____②_____	_____③_____	_____④_____	_____⑧_____
<b>REGION3</b>	3) Korea	_____①_____	_____②_____	_____③_____	_____④_____	_____⑧_____
<b>REGION4</b>	4) East Asia	_____①_____	_____②_____	_____③_____	_____④_____	_____⑧_____

56. Some people say that the following things are important for being truly South Korean. Others say they are not important. How important do you think each of the following is...?

보기  
카드

보기 카드		Very important	Fairly Important	Not very important	Not important at all	Can't choose
KRBORNIN	1) to have been born in South Korea	①	②	③	④	(8)
KRCIT	2) to have South Korean citizenship	①	②	③	④	(8)
KRLIVED	3) to have lived in South Korea for most of one's life	①	②	③	④	(8)
KRKOREAN	4) to be able to speak South Korean	①	②	③	④	(8)
KRCONFUC	5) to comply with Confucian disciplines	①	②	③	④	(8)
KRGOVT	6) to respect South Korean political institutions and laws	①	②	③	④	(8)
KRFEEL	7) to feel South Korean	①	②	③	④	(8)
KRANCSTR	8) to have South Korean ancestry	①	②	③	④	(8)

57. How much do you agree or disagree with the following statements?

보기  
카드

보기 카드		Agree strongly	Agree	Neither agree nor disagree	Disagree	Disagree strongly	Can't choose
KRCITIZN	1) I would rather be a citizen of South Korea than of any other country in the world.	①	②	③	④	⑤	⑧
KRSHAMED	2) There are some things about South Korea today that make me feel ashamed of South Korea.	①	②	③	④	⑤	⑧
BELIKEKR	3) The world would be a better place if people from other countries were more like South Koreans.	①	②	③	④	⑤	⑧
KRBETTER	4) Generally speaking, South Korea is a better country than most other countries.	①	②	③	④	⑤	⑧
IFWRONG	5) People should support their country even if the country is in the wrong.	①	②	③	④	⑤	⑧
KRSPORTS	6) When my country does well in international sports, it makes me proud to be a South Korean.	①	②	③	④	⑤	⑧
LESSPRD	7) I am often less proud of South Korea than I would like to be	①	②	③	④	⑤	⑧
ADMKRPB	8) If Koreans accept Korea's problems, the world can be better.	①	②	③	④	⑤	⑧



58. How proud are you of South Korea in each of the following?

보기 카드		Very proud	Somewhat proud	Not very proud	Not proud at all	Can't choose
<b>PROUDEM</b>	1) The way democracy works	___①___	___②___	___③___	___④___	___(8)___
<b>PROUDPOL</b>	2) Its political influence in the world	___①___	___②___	___③___	___④___	___(8)___
<b>PROUDECO</b>	3) Economic achievements	___①___	___②___	___③___	___④___	___(8)___
<b>PROUDSSS</b>	4) Its social security system	___①___	___②___	___③___	___④___	___(8)___
<b>PROUDSCI</b>	5) Its scientific and technological achievements	___①___	___②___	___③___	___④___	___(8)___
<b>PROUDSPT</b>	6) Its achievements in sports	___①___	___②___	___③___	___④___	___(8)___
<b>PROUDART</b>	7) Its achievements in the arts and literature	___①___	___②___	___③___	___④___	___(8)___
<b>PROUDMIL</b>	8) Armed forces	___①___	___②___	___③___	___④___	___(8)___
<b>PROUDHIS</b>	9) Its history	___①___	___②___	___③___	___④___	___(8)___
<b>PROUDGRP</b>	10) Its fair and equal treatment of all groups in society	___①___	___②___	___③___	___④___	___(8)___

59. How much do you agree or disagree with the following statements about relations between South Korea and other countries?

보기 카드		Agree strongly	Agree	Neither agree nor disagree	Disagree	Disagree strongly	Can't choose
<b>IMPORTS</b>	1) South Korea should limit the import of foreign products in order to protect its national economy.	___①___	___②___	___③___	___④___	___⑤___	___(8)___
<b>WRLDGOVT</b>	2) For certain problems, like environment pollution, international bodies should have the right to enforce solutions.	___①___	___②___	___③___	___④___	___⑤___	___(8)___
<b>KROWNWAY</b>	3) South Korea should follow its own interests, even if this leads to conflicts with other nations.	___①___	___②___	___③___	___④___	___⑤___	___(8)___
<b>FORLAND</b>	4) Foreigners should not be allowed to buy land in South Korea.	___①___	___②___	___③___	___④___	___⑤___	___(8)___
<b>KRTV</b>	5) South Korean television should give preference to South Korean films and programs.	___①___	___②___	___③___	___④___	___⑤___	___(8)___

60. How much do you agree or disagree with the following statements?

보기 카드		Agree strongly	Agree	Neither agree nor disagree	Disagree	Disagree strongly	Can't choose
<b>INTLINCS</b>	1) Large international companies are doing more and more damage to local businesses in South Korea.	___①___	___②___	___③___	___④___	___⑤___	___(8)___
<b>FREETRDE</b>	2) Free trade leads to better products becoming available in South Korea.	___①___	___②___	___③___	___④___	___⑤___	___(8)___
<b>DECSORGS</b>	3) In general, South Korea should follow the decisions of international organizations to which it belongs, even if the government does not agree with them.	___①___	___②___	___③___	___④___	___⑤___	___(8)___
<b>POWRORGS</b>	4) International organizations are taking away too much power from the South Korean government.	___①___	___②___	___③___	___④___	___⑤___	___(8)___
<b>FEELCTZ</b>	5) I feel more like a cosmopolitan/ global citizen than a citizen of a specific country.	___①___	___②___	___③___	___④___	___⑤___	___(8)___

61. How much do you agree or disagree with the following statements?

보기 카드		Agree strongly	Agree	Neither agree nor disagree	Disagree	Disagree strongly	Can't choose
<b>KRCULT</b>	1) It is impossible for people who do not share South Korean customs and traditions to become fully South Korean.	___①___	___②___	___③___	___④___	___⑤___	___(8)___
<b>MINCULT</b>	2) Ethnic minorities should be given government assistance to preserve their customs and traditions.	___①___	___②___	___③___	___④___	___⑤___	___(8)___



**MELTPOTI**

62. Some people say that it is better for a country if different racial and ethnic groups maintain their distinct customs and traditions. Others say that it is better if these groups adapt and blend into the larger society. Which of these views comes closer to your own?

보기  
카드

- ① It is better for society if groups maintain their distinct customs and traditions.  
 ② It is better if groups adapt and blend into the larger society.  
 (8) DON'T KNOW

63. There are different opinions about immigrants from other countries living in South Korea. How much do you agree or disagree with each of the following statements?

보기  
카드

		Agree strongly	Agree	Neither agree nor disagree	Disagree	Disagree strongly	Can't choose
<b>IMMCRIME</b>	1) Immigrants increase crime rates.	___ ① ___	___ ② ___	___ ③ ___	___ ④ ___	___ ⑤ ___	___ (8) ___
<b>IMMECON</b>	2) Immigrants are generally good for the South Korean economy	___ ① ___	___ ② ___	___ ③ ___	___ ④ ___	___ ⑤ ___	___ (8) ___
<b>IMMJOBS</b>	3) Immigrants take jobs away from people who were born in South Korea	___ ① ___	___ ② ___	___ ③ ___	___ ④ ___	___ ⑤ ___	___ (8) ___
<b>IMMIDEAS</b>	4) Immigrants improve South Korean society by bringing in new ideas and cultures.	___ ① ___	___ ② ___	___ ③ ___	___ ④ ___	___ ⑤ ___	___ (8) ___
<b>IMMDMGE</b>	5) South Korean culture is generally undermined by immigrants.	___ ① ___	___ ② ___	___ ③ ___	___ ④ ___	___ ⑤ ___	___ (8) ___
<b>IMMRGHTS</b>	6) Legal immigrants to South Korea who are not citizens should have the same rights as South Korean citizens.	___ ① ___	___ ② ___	___ ③ ___	___ ④ ___	___ ⑤ ___	___ (8) ___
<b>MOREACTN</b>	7) South Korea should take stronger measures to exclude illegal immigrants.	___ ① ___	___ ② ___	___ ③ ___	___ ④ ___	___ ⑤ ___	___ (8) ___
<b>GETPBEDU</b>	8) Legal immigrants should have equal access to public education as South Korean citizens.	___ ① ___	___ ② ___	___ ③ ___	___ ④ ___	___ ⑤ ___	___ (8) ___

**LETINI**

64. Do you think the number of immigrants to South Korea nowadays should be

- ① Increased a lot                      ③ Remain the same as it is                      ④ Reduced a little  
 ② Increased a little                      ⑤ Reduced a lot

**ACPTCULT**

65. Among the given statements, which statement is closest to your opinion about immigrants?

보기  
카드

- \_\_\_ ① Immigrants should retain their culture of origin and not adopt South Korean culture.  
 \_\_\_ ② Immigrants should retain their culture of origin and also adopt South Korean culture.  
 \_\_\_ ③ Immigrants should give up their culture of origin and adopt South Korean culture.  
 \_\_\_ (8) Can't choose

**KRPROUD**

66. How proud are you of being South Korean?

- \_\_\_ ① Very proud                      \_\_\_ ③ Not very proud  
 \_\_\_ ② Somewhat proud                      \_\_\_ ④ Not proud at all  
 \_\_\_ (8) Can't Choose

67. How much do you agree or disagree that strong patriotic feelings in South Korea...

SHOW  
CARD

		Agree strongly	Agree	Neither agree nor disagree	Disagree	Disagree strongly	Can't choose
<b>PATRIO1</b>	1) strengthen South Korea's place in the world.	___ ① ___	___ ② ___	___ ③ ___	___ ④ ___	___ ⑤ ___	___ (8) ___
<b>PATRIO2</b>	2) lead to intolerance in South Korea.	___ ① ___	___ ② ___	___ ③ ___	___ ④ ___	___ ⑤ ___	___ (8) ___
<b>PATRIO3</b>	3) are needed for South Korea to remain united.	___ ① ___	___ ② ___	___ ③ ___	___ ④ ___	___ ⑤ ___	___ (8) ___
<b>PATRIO4</b>	4) lead to negative attitudes towards immigrants in South Korea.	___ ① ___	___ ② ___	___ ③ ___	___ ④ ___	___ ⑤ ___	___ (8) ___



**CITZKR**

68. Are you a citizen of South Korea?

① YES

② NO

☐

**PARCITZ**

69. At the time of your birth, were both, one, or neither of your parents citizens of South Korea?

- \_\_\_ ① Both were citizens of South Korea
- \_\_\_ ② Only father was a citizen of South Korea
- \_\_\_ ③ Only mother was a citizen of South Korea
- \_\_\_ ④ Neither parent was a citizen of South Korea
- \_\_\_ (8) Don't Know

☐



※ Next, more specific questions concerning safety and dangers of Korean society will follow.

70. Upon your point of view, how well or poorly is Korean government handling with each dangers listed below?

SHOW CARD	Korean governmnet is . . . . .	○○	Completely Wrong Manage- ment	Bad Manage- ment	Not so Bad Manage- ment	Neutral	Not so Good Manage- ment	Good Manage- ment	Perfect Manage- ment
PROBI NG	[1] Natural Disaster Related Dangers								
CAPA1	(1) Flood · Typhoon	①	②	③	④	⑤	⑥	⑦	
CAPA2	(2) Drastic Weather Change (Global Warming)	①	②	③	④	⑤	⑥	⑦	
CAPA3	(3) Yellow Dust · Drought	①	②	③	④	⑤	⑥	⑦	
CAPA4	(4) Earthquake · Tsunami (Seismic Sea Wave)	①	②	③	④	⑤	⑥	⑦	
	[2] Health Realted Dangers								
CAPA5	(5) Infectious Disease (Swine Flu, Tuberculosis, Avian Influenza, etc.)	①	②	③	④	⑤	⑥	⑦	
CAPA6	(6) Food Dangers (Genetically Modified Food, Food Poisoning, Pesticide Residues, Endocrine Disrupters, Forgery of Origin, etc.)	①	②	③	④	⑤	⑥	⑦	
CAPA7	(7) Mental Health Harm Factors (stress, depression, suicide, etc.)	①	②	③	④	⑤	⑥	⑦	
CAPA8	(8) Adult Disease (Cancer, High Blood Pressure, Diabetes, Alzheimer's Disease, etc.)	①	②	③	④	⑤	⑥	⑦	
	[3] Life Cycle Risk Factors								
CAPA9	(9) Old Age Anxiety	①	②	③	④	⑤	⑥	⑦	
CAPA10	(10) Family Disorganization (Divorce, Weakening family roles, etc.)	①	②	③	④	⑤	⑥	⑦	
CAPA11	(11) Social Problems due to low birth-rate	①	②	③	④	⑤	⑥	⑦	
CAPA12	(12) Social Problems due to Aging	①	②	③	④	⑤	⑥	⑦	
	[4] Social Life related Dangers								
CAPA13	(13) Privacy Invasion (due to CCTV, Wire-Tapping, Hidden Camera)	①	②	③	④	⑤	⑥	⑦	
CAPA14	(14) Crime of Violence (sexual violence, school violence, burglary, homicide, etc.)	①	②	③	④	⑤	⑥	⑦	
CAPA15	(15) Man-made Calamity · Industrial Accident (traffic accident, gas explosion, chemical leak, etc.)	①	②	③	④	⑤	⑥	⑦	
CAPA16	(16) Scientific Technology · Information Technology(gene replication, computer virus, online personal information leak, etc.)	①	②	③	④	⑤	⑥	⑦	
	[5] Economic Life Related Risk Factors								
CAPA17	(17) Unemployment · Poverty	①	②	③	④	⑤	⑥	⑦	
CAPA18	(18) Housing · Housing Rent Price Fluctuations (sharp increase · decrease)	①	②	③	④	⑤	⑥	⑦	
CAPA19	(19) Finantial Instability (National and Household debt, stock market crash, soaring exchange rate, etc.)	①	②	③	④	⑤	⑥	⑦	
CAPA20	(20) Economic recession · Low Growth	①	②	③	④	⑤	⑥	⑦	
	[6] Political · Foreign Relations Related Dangers								
CAPA21	(21) North Korea Threats (Regional War · Full-Scale War) · North Korean Nuclear Problems	①	②	③	④	⑤	⑥	⑦	
CAPA22	(22) Individual Human Right · Freedom Violation by Country	①	②	③	④	⑤	⑥	⑦	
CAPA23	(23) Surrounding Powerful Nations'(China, Japan, Russia, U.S. etc.) Containment	①	②	③	④	⑤	⑥	⑦	
CAPA24	(24) The Crisis of Democracy due to Powers and Capital	①	②	③	④	⑤	⑥	⑦	
	[7] Environment Related Factors								
CAPA25	(25) Nuclear Accident (Radioactive substance leak etc.)	①	②	③	④	⑤	⑥	⑦	
CAPA26	(26) Environmental Pollution (water · air · noise pollution, etc.)	①	②	③	④	⑤	⑥	⑦	
CAPA27	(27) Resource(water, energy, etc.) Scarcity · Depletion	①	②	③	④	⑤	⑥	⑦	
CAPA28	(28) Radioactive Waste Storing · Management	①	②	③	④	⑤	⑥	⑦	



## COPEI

70.1 Then, among the various dangers listed above, what is the one danger that Korean government is most wrongly managing?

- SHOW CARD
- \_\_\_ ① Natural Disaster Related Dangers      \_\_\_ ⑤ Economic Life Related Risk Factors
- \_\_\_ ② Health Related Dangers                      \_\_\_ ⑥ Political · Foreign Relations Related Dangers
- \_\_\_ ③ Life Cycle Risk Factors                      \_\_\_ ⑦ Environment Related Factors
- \_\_\_ ④ Social Life Related Dangers

71. Upon your point of view, decide the vulnerability of Korean society related to the factors listed below.

SHOW CARD		Korean Society is . . . . . to ○○		Extremely Vulnerable	Very Vulnerable	Somewhat Vulnerable	Neutral	Not very Vulnerable	Not so Vulnerable	Not at all Vulnerable
PROBING		danger.								
		[1] Natural Disaster Related Dangers								
VULNERAB1	(1) Flood · Typhoon	___ ① ___	___ ② ___	___ ③ ___	___ ④ ___	___ ⑤ ___	___ ⑥ ___	___ ⑦ ___		
VULNERAB2	(2) Drastic Weather Change (Global Warming)	___ ① ___	___ ② ___	___ ③ ___	___ ④ ___	___ ⑤ ___	___ ⑥ ___	___ ⑦ ___		
VULNERAB3	(3) Yellow Dust · Drought	___ ① ___	___ ② ___	___ ③ ___	___ ④ ___	___ ⑤ ___	___ ⑥ ___	___ ⑦ ___		
VULNERAB4	(4) Earthquake · Tsunami (Seismic Sea Wave)	___ ① ___	___ ② ___	___ ③ ___	___ ④ ___	___ ⑤ ___	___ ⑥ ___	___ ⑦ ___		
		[2] Health Related Dangers								
VULNERAB5	(5) Infectious Disease (Swine Flu, Tuberculosis, Avian Influenza, etc.)	___ ① ___	___ ② ___	___ ③ ___	___ ④ ___	___ ⑤ ___	___ ⑥ ___	___ ⑦ ___		
VULNERAB6	(6) Food Dangers (Genetically Modified Food, Food Poisoning, Pesticide Residues, Endocrine Disrupters, Forgery of Origin, etc.)	___ ① ___	___ ② ___	___ ③ ___	___ ④ ___	___ ⑤ ___	___ ⑥ ___	___ ⑦ ___		
VULNERAB7	(7) Mental Health Harm Factors (stress, depression, suicide, etc.)	___ ① ___	___ ② ___	___ ③ ___	___ ④ ___	___ ⑤ ___	___ ⑥ ___	___ ⑦ ___		
VULNERAB8	(8) Adult Disease (Cancer, High Blood Pressure, Diabetes, Alzheimer's Disease, etc.)	___ ① ___	___ ② ___	___ ③ ___	___ ④ ___	___ ⑤ ___	___ ⑥ ___	___ ⑦ ___		
		[3] Life Cycle Risk Factors								
VULNERAB9	(9) Old Age Anxiety	___ ① ___	___ ② ___	___ ③ ___	___ ④ ___	___ ⑤ ___	___ ⑥ ___	___ ⑦ ___		
VULNERAB10	(10) Family Disorganization (Divorce, Weakening family roles, etc.)	___ ① ___	___ ② ___	___ ③ ___	___ ④ ___	___ ⑤ ___	___ ⑥ ___	___ ⑦ ___		
VULNERAB11	(11) Social Problems due to low birth-rate	___ ① ___	___ ② ___	___ ③ ___	___ ④ ___	___ ⑤ ___	___ ⑥ ___	___ ⑦ ___		
VULNERAB12	(12) Social Problems due to Aging	___ ① ___	___ ② ___	___ ③ ___	___ ④ ___	___ ⑤ ___	___ ⑥ ___	___ ⑦ ___		
		[4] Social Life related Dangers								
VULNERAB13	(13) Privacy Invasion (due to CCTV, Wire-Tapping, Hidden Camera)	___ ① ___	___ ② ___	___ ③ ___	___ ④ ___	___ ⑤ ___	___ ⑥ ___	___ ⑦ ___		
VULNERAB14	(14) Crime of Violence (sexual violence, school violence, burglary, homicide, etc.)	___ ① ___	___ ② ___	___ ③ ___	___ ④ ___	___ ⑤ ___	___ ⑥ ___	___ ⑦ ___		
VULNERAB15	(15) Man-made Calamity · Industrial Accident (traffic accident, gas explosion, chemical leak, etc.)	___ ① ___	___ ② ___	___ ③ ___	___ ④ ___	___ ⑤ ___	___ ⑥ ___	___ ⑦ ___		
VULNERAB16	(16) Scientific Technology · Information Technology (gene replication, computer virus, online personal information leak, etc.)	___ ① ___	___ ② ___	___ ③ ___	___ ④ ___	___ ⑤ ___	___ ⑥ ___	___ ⑦ ___		
		[5] Economic Life Related Risk Factors								
VULNERAB17	(17) Unemployment · Poverty	___ ① ___	___ ② ___	___ ③ ___	___ ④ ___	___ ⑤ ___	___ ⑥ ___	___ ⑦ ___		
VULNERAB18	(18) Housing · Housing Rent Price Fluctuations (sharp increase · decrease)	___ ① ___	___ ② ___	___ ③ ___	___ ④ ___	___ ⑤ ___	___ ⑥ ___	___ ⑦ ___		
VULNERAB19	(19) Financial Instability (National and Household debt, stock market crash, soaring exchange rate, etc.)	___ ① ___	___ ② ___	___ ③ ___	___ ④ ___	___ ⑤ ___	___ ⑥ ___	___ ⑦ ___		
VULNERAB20	(20) Economic recession · Low Growth	___ ① ___	___ ② ___	___ ③ ___	___ ④ ___	___ ⑤ ___	___ ⑥ ___	___ ⑦ ___		
		[6] Political · Foreign Relations Related Dangers								
VULNERAB21	(21) North Korea Threats (Regional War · Full-Scale War) · North Korean Nuclear Problems	___ ① ___	___ ② ___	___ ③ ___	___ ④ ___	___ ⑤ ___	___ ⑥ ___	___ ⑦ ___		
VULNERAB22	(22) Individual Human Right · Freedom Violation by Country	___ ① ___	___ ② ___	___ ③ ___	___ ④ ___	___ ⑤ ___	___ ⑥ ___	___ ⑦ ___		
VULNERAB23	(23) Surrounding Powerful Nations' (China, Japan, Russia, U.S. etc.) Containment	___ ① ___	___ ② ___	___ ③ ___	___ ④ ___	___ ⑤ ___	___ ⑥ ___	___ ⑦ ___		
VULNERAB24	(24) The Crisis of Democracy due to Powers and Capital	___ ① ___	___ ② ___	___ ③ ___	___ ④ ___	___ ⑤ ___	___ ⑥ ___	___ ⑦ ___		
		[7] Environment Related Factors								
VULNERAB25	(25) Nuclear Accident (Radioactive substance leak etc.)	___ ① ___	___ ② ___	___ ③ ___	___ ④ ___	___ ⑤ ___	___ ⑥ ___	___ ⑦ ___		
VULNERAB26	(26) Environmental Pollution (water · air · noise pollution, etc.)	___ ① ___	___ ② ___	___ ③ ___	___ ④ ___	___ ⑤ ___	___ ⑥ ___	___ ⑦ ___		
VULNERAB27	(27) Resource (water, energy, etc.) Scarcity · Depletion	___ ① ___	___ ② ___	___ ③ ___	___ ④ ___	___ ⑤ ___	___ ⑥ ___	___ ⑦ ___		
VULNERAB28	(28) Radioactive Waste Storing · Management	___ ① ___	___ ② ___	___ ③ ___	___ ④ ___	___ ⑤ ___	___ ⑥ ___	___ ⑦ ___		



## COPE2

71.1 Then, among the various dangers listed above, what is the one danger that current Korean society is most vulnerable to?

- |              |  |   |  |
|--------------|--|---|--|
| SHOW<br>CARD | ___ ① Natural Disaster Related Dangers | ___ ⑤ Economic Life Related Risk Factors            |  |
|              | ___ ② Health Related Dangers           | ___ ⑥ Political · Foreign Relations Related Dangers |  |
|              | ___ ③ Life Cycle Risk Factors          | ___ ⑦ Environment Related Factors                   |  |
|              | ___ ④ Social Life Related Dangers      |   |  |

72. Upon your point of view, decide the probability of each danger supposing that it can occur to you.

SHOW CARD		The probability that ○○ danger will happen to me is . . . . .	Extremely High	Very High	Somewhat High	Neutral	Somewhat Low	Very Low	Extremely Low
PROBI NG	[1] Natural Disaster Related Dangers								
HAZA1	(1) Flood · Typhoon	___ ① ___	___ ② ___	___ ③ ___	___ ④ ___	___ ⑤ ___	___ ⑥ ___	___ ⑦ ___	
HAZA2	(2) Drastic Weather Change (Global Warming)	___ ① ___	___ ② ___	___ ③ ___	___ ④ ___	___ ⑤ ___	___ ⑥ ___	___ ⑦ ___	
HAZA3	(3) Yellow Dust · Drought	___ ① ___	___ ② ___	___ ③ ___	___ ④ ___	___ ⑤ ___	___ ⑥ ___	___ ⑦ ___	
HAZA4	(4) Earthquake · Tsunami (Seismic Sea Wave)	___ ① ___	___ ② ___	___ ③ ___	___ ④ ___	___ ⑤ ___	___ ⑥ ___	___ ⑦ ___	
	[2] Health Related Dangers								
HAZA5	(5) Infectious Disease (Swine Flu, Tuberculosis, Avian Influenza, etc.)	___ ① ___	___ ② ___	___ ③ ___	___ ④ ___	___ ⑤ ___	___ ⑥ ___	___ ⑦ ___	
HAZA6	(6) Food Dangers (Genetically Modified Food, Food Poisoning, Pesticide Residues, Endocrine Disrupters, Forgery of Origin, etc.)	___ ① ___	___ ② ___	___ ③ ___	___ ④ ___	___ ⑤ ___	___ ⑥ ___	___ ⑦ ___	
HAZA7	(7) Mental Health Harm Factors (stress, depression, suicide, etc.)	___ ① ___	___ ② ___	___ ③ ___	___ ④ ___	___ ⑤ ___	___ ⑥ ___	___ ⑦ ___	
HAZA8	(8) Adult Disease (Cancer, High Blood Pressure, Diabetes, Alzheimer's Disease, etc.)	___ ① ___	___ ② ___	___ ③ ___	___ ④ ___	___ ⑤ ___	___ ⑥ ___	___ ⑦ ___	
	[3] Life Cycle Risk Factors								
HAZA9	(9) Old Age Anxiety	___ ① ___	___ ② ___	___ ③ ___	___ ④ ___	___ ⑤ ___	___ ⑥ ___	___ ⑦ ___	
HAZA10	(10) Family Disorganization (Divorce, Weakening family roles, etc.)	___ ① ___	___ ② ___	___ ③ ___	___ ④ ___	___ ⑤ ___	___ ⑥ ___	___ ⑦ ___	
HAZA11	(11) Social Problems due to low birth-rate	___ ① ___	___ ② ___	___ ③ ___	___ ④ ___	___ ⑤ ___	___ ⑥ ___	___ ⑦ ___	
HAZA12	(12) Social Problems due to Aging	___ ① ___	___ ② ___	___ ③ ___	___ ④ ___	___ ⑤ ___	___ ⑥ ___	___ ⑦ ___	
	[4] Social Life related Dangers								
HAZA13	(13) Privacy Invasion (due to CCTV, Wire-Tapping, Hidden Camera)	___ ① ___	___ ② ___	___ ③ ___	___ ④ ___	___ ⑤ ___	___ ⑥ ___	___ ⑦ ___	
HAZA14	(14) Crime of Violence (sexual violence, school violence, burglary, homicide, etc.)	___ ① ___	___ ② ___	___ ③ ___	___ ④ ___	___ ⑤ ___	___ ⑥ ___	___ ⑦ ___	
HAZA15	(15) Man-made Calamity · Industrial Accident (traffic accident, gas explosion, chemical leak, etc.)	___ ① ___	___ ② ___	___ ③ ___	___ ④ ___	___ ⑤ ___	___ ⑥ ___	___ ⑦ ___	
HAZA16	(16) Scientific Technology · Information Technology (gene replication, computer virus, online personal information leak, etc.)	___ ① ___	___ ② ___	___ ③ ___	___ ④ ___	___ ⑤ ___	___ ⑥ ___	___ ⑦ ___	
	[5] Economic Life Related Risk Factors								
HAZA17	(17) Unemployment · Poverty	___ ① ___	___ ② ___	___ ③ ___	___ ④ ___	___ ⑤ ___	___ ⑥ ___	___ ⑦ ___	
HAZA18	(18) Housing · Housing Rent Price Fluctuations (sharp increase · decrease)	___ ① ___	___ ② ___	___ ③ ___	___ ④ ___	___ ⑤ ___	___ ⑥ ___	___ ⑦ ___	
HAZA19	(19) Financial Instability (National and Household debt, stock market crash, soaring exchange rate, etc.)	___ ① ___	___ ② ___	___ ③ ___	___ ④ ___	___ ⑤ ___	___ ⑥ ___	___ ⑦ ___	
HAZA20	(20) Economic recession · Low Growth	___ ① ___	___ ② ___	___ ③ ___	___ ④ ___	___ ⑤ ___	___ ⑥ ___	___ ⑦ ___	
	[6] Political · Foreign Relations Related Dangers								
HAZA21	(21) North Korea Threats (Regional War · Full-Scale War) · North Korean Nuclear Problems	___ ① ___	___ ② ___	___ ③ ___	___ ④ ___	___ ⑤ ___	___ ⑥ ___	___ ⑦ ___	
HAZA22	(22) Individual Human Right · Freedom Violation by Country	___ ① ___	___ ② ___	___ ③ ___	___ ④ ___	___ ⑤ ___	___ ⑥ ___	___ ⑦ ___	
HAZA23	(23) Surrounding Powerful Nations' (China, Japan, Russia, U.S. etc.) Containment	___ ① ___	___ ② ___	___ ③ ___	___ ④ ___	___ ⑤ ___	___ ⑥ ___	___ ⑦ ___	
HAZA24	(24) The Crisis of Democracy due to Powers and Capital	___ ① ___	___ ② ___	___ ③ ___	___ ④ ___	___ ⑤ ___	___ ⑥ ___	___ ⑦ ___	
	[7] Environment Related Factors								
HAZA25	(25) Nuclear Accident (Radioactive substance leak etc.)	___ ① ___	___ ② ___	___ ③ ___	___ ④ ___	___ ⑤ ___	___ ⑥ ___	___ ⑦ ___	
HAZA26	(26) Environmental Pollution (water · air · noise pollution, etc.)	___ ① ___	___ ② ___	___ ③ ___	___ ④ ___	___ ⑤ ___	___ ⑥ ___	___ ⑦ ___	
HAZA27	(27) Resource (water, energy, etc.) Scarcity · Depletion	___ ① ___	___ ② ___	___ ③ ___	___ ④ ___	___ ⑤ ___	___ ⑥ ___	___ ⑦ ___	
HAZA28	(28) Radioactive Waste Storing · Management	___ ① ___	___ ② ___	___ ③ ___	___ ④ ___	___ ⑤ ___	___ ⑥ ___	___ ⑦ ___	



## COPE3

72.1 Then, among the various dangers listed above, what is the one danger that has highest possibility of happening to you?

- |              |  |   |  |
|--------------|--|---|--|
| SHOW<br>CARD | ___ ① Natural Disaster Related Dangers | ___ ⑤ Economic Life Related Risk Factors            |  |
|              | ___ ② Health Related Dangers           | ___ ⑥ Political · Foreign Relations Related Dangers |  |
|              | ___ ③ Life Cycle Risk Factors          | ___ ⑦ Environment Related Factors                   |  |
|              | ___ ④ Social Life Related Dangers      |   |  |

73. How much is the Korean society really exposed to the listed dangers below?

SHOW CARD	Korean society is . . . . . to/from						Complete ly Exposed	Very Exposed	Somewh at Exposed	Neutral	Somewh at Hidden	Very Hidden	Comple tely Hidden	
	○ danger.													
PROBI NG	[1] Natural Disaster Related Dangers													
	EXPOS1	(1) Flood · Typhoon	___①___	___②___	___③___	___④___	___⑤___	___⑥___	___⑦___					
	EXPOS2	(2) Drastic Weather Change (Global Warming)	___①___	___②___	___③___	___④___	___⑤___	___⑥___	___⑦___					
	EXPOS3	(3) Yellow Dust · Drought	___①___	___②___	___③___	___④___	___⑤___	___⑥___	___⑦___					
	EXPOS4	(4) Earthquake · Tsunami (Seismic Sea Wave)	___①___	___②___	___③___	___④___	___⑤___	___⑥___	___⑦___					
	[2] Health Related Dangers													
	EXPOS5	(5) Infectious Disease (Swine Flu, Tuberculosis, Avian Influenza, etc.)	___①___	___②___	___③___	___④___	___⑤___	___⑥___	___⑦___					
	EXPOS6	(6) Food Dangers (Genetically Modified Food, Food Poisoning, Pesticide Residues, Endocrine Disrupters, Forgery of Origin, etc.)	___①___	___②___	___③___	___④___	___⑤___	___⑥___	___⑦___					
	EXPOS7	(7) Mental Health Harm Factors (stress, depression, suicide, etc.)	___①___	___②___	___③___	___④___	___⑤___	___⑥___	___⑦___					
	EXPOS8	(8) Adult Disease (Cancer, High Blood Pressure, Diabetes, Alzheimer's Disease, etc.)	___①___	___②___	___③___	___④___	___⑤___	___⑥___	___⑦___					
	[3] Life Cycle Risk Factors													
	EXPOS9	(9) Old Age Anxiety	___①___	___②___	___③___	___④___	___⑤___	___⑥___	___⑦___					
	EXPOS10	(10) Family Disorganization (Divorce, Weakening family roles, etc.)	___①___	___②___	___③___	___④___	___⑤___	___⑥___	___⑦___					
	EXPOS11	(11) Social Problems due to low birth-rate	___①___	___②___	___③___	___④___	___⑤___	___⑥___	___⑦___					
	EXPOS12	(12) Social Problems due to Aging	___①___	___②___	___③___	___④___	___⑤___	___⑥___	___⑦___					
	[4] Social Life related Dangers													
	EXPOS13	(13) Privacy Invasion (due to CCTV, Wire-Tapping, Hidden Camera)	___①___	___②___	___③___	___④___	___⑤___	___⑥___	___⑦___					
	EXPOS14	(14) Crime of Violence (sexual violence, school violence, burglary, homicide, etc.)	___①___	___②___	___③___	___④___	___⑤___	___⑥___	___⑦___					
	EXPOS15	(15) Man-made Calamity · Industrial Accident (traffic accident, gas explosion, chemical leak, etc.)	___①___	___②___	___③___	___④___	___⑤___	___⑥___	___⑦___					
	EXPOS16	(16) Scientific Technology · Information Technology (gene replication, computer virus, online personal information leak, etc.)	___①___	___②___	___③___	___④___	___⑤___	___⑥___	___⑦___					
	[5] Economic Life Related Risk Factors													
	EXPOS17	(17) Unemployment · Poverty	___①___	___②___	___③___	___④___	___⑤___	___⑥___	___⑦___					
	EXPOS18	(18) Housing · Housing Rent Price Fluctuations (sharp increase · decrease)	___①___	___②___	___③___	___④___	___⑤___	___⑥___	___⑦___					
	EXPOS19	(19) Financial Instability (National and Household debt, stock market crash, soaring exchange rate, etc.)	___①___	___②___	___③___	___④___	___⑤___	___⑥___	___⑦___					
	EXPOS20	(20) Economic recession · Low Growth	___①___	___②___	___③___	___④___	___⑤___	___⑥___	___⑦___					
	[6] Political · Foreign Relations Related Dangers													
	EXPOS21	(21) North Korea Threats (Regional War · Full-Scale War) · North Korean Nuclear Problems	___①___	___②___	___③___	___④___	___⑤___	___⑥___	___⑦___					
	EXPOS22	(22) Individual Human Right · Freedom Violation by Country	___①___	___②___	___③___	___④___	___⑤___	___⑥___	___⑦___					
EXPOS23	(23) Surrounding Powerful Nations' (China, Japan, Russia, U.S. etc.) Containment	___①___	___②___	___③___	___④___	___⑤___	___⑥___	___⑦___						
EXPOS24	(24) The Crisis of Democracy due to Powers and Capital	___①___	___②___	___③___	___④___	___⑤___	___⑥___	___⑦___						
[7] Environment Related Factors														
EXPOS25	(25) Nuclear Accident (Radioactive substance leak etc.)	___①___	___②___	___③___	___④___	___⑤___	___⑥___	___⑦___						
EXPOS26	(26) Environmental Pollution (water · air · noise pollution, etc.)	___①___	___②___	___③___	___④___	___⑤___	___⑥___	___⑦___						
EXPOS27	(27) Resource (water, energy, etc.) Scarcity · Depletion	___①___	___②___	___③___	___④___	___⑤___	___⑥___	___⑦___						
EXPOS28	(28) Radioactive Waste Storing · Management	___①___	___②___	___③___	___④___	___⑤___	___⑥___	___⑦___						



## COPE4

73.1 Then, among the various dangers listed above, what is the one danger that Korean society most exposed to?

- SHOW CARD
- |   |  |
|---|--|
| <input type="checkbox"/> ① Natural Disaster Related Dangers | <input type="checkbox"/> ⑤ Economic Life Related Risk Factors            |
| <input type="checkbox"/> ② Health Related Dangers           | <input type="checkbox"/> ⑥ Political · Foreign Relations Related Dangers |
| <input type="checkbox"/> ③ Life Cycle Risk Factors          | <input type="checkbox"/> ⑦ Environment Related Factors                   |
| <input type="checkbox"/> ④ Social Life Related Dangers      |  |

※ Next, questions regarding your internet use will follow.

## INTRNT13

74. Do you use internet?

- ☐ ① YES → Average Time Used Per Day:   hr.   min.
- ☐ ② NO (GO TO Q.76) INTRESTM / INTRESMN

## \*2013 VAR INTERNET

75. How often do you use internet services listed below? Answer four services separately.

SHOW CARD	<b>1) INTSNS</b> SNS (ex.: Kakao Talk, Twitter, Facebook, etc.) ____ (9) Irrelevant(Do Not Use) ____ ____ ① Almost Every Day ____ ② 2~3 times a week ____ ③ once a week ____ ④ less than once a week <div style="text-align: center;">↓</div>	<b>2) INTMAIL</b> E-mail ____ (9) Irrelevant(Do Not Use) ____ ____ ① Almost Every Day ____ ② 2~3 times a week ____ ③ once a week ____ ④ less than once a week <div style="text-align: center;">↓</div>	<b>3) INTBLOG</b> Blog ____ (9) Irrelevant(Do Not Use) ____ ____ ① Almost Every Day ____ ② 2~3 times a week ____ ③ once a week ____ ④ less than once a week <div style="text-align: center;">↓</div>	<b>INTCLUB</b> 4) Internet Club-bulletin board (ex: Today's Humor, DC Inside, Today's Best, etc.) ____ (9) Irrelevant(Do Not Use) ____ <div style="text-align: center;">↓ (GO TO Q75.8)</div> ____ ① Almost Every Day ____ ② 2~3 times a week ____ ③ once a week ____ ④ less than once a week <div style="text-align: center;">↓</div>																																								
PROBI NG	75.1 How long do you use the SNS on average in a day? <div style="display: flex; justify-content: space-between;"> <span><b>SNSTM / SNSMN</b></span> <span><input type="text"/> <input type="text"/> Hours <input type="text"/> <input type="text"/> Minutes</span> </div> <div style="text-align: center;">↓</div>		75.5 How much time do you spend on Internet Club-bulletin board on average each day? <div style="display: flex; justify-content: space-between;"> <span><b>CLUBTM / CLUBMW</b></span> <span><input type="text"/> <input type="text"/> hr. <input type="text"/> <input type="text"/> min.</span> </div> <div style="text-align: center;">↓</div>																																									
	75.2 How often do you use following SNS? <table border="1" style="width: 100%; text-align: center; font-size: small;"> <tr> <td style="width: 15%;">Irrelevant (Do Not Use)</td> <td style="width: 15%;">Al-most Every Day</td> <td style="width: 15%;">2~3 times a week</td> <td style="width: 15%;">once a week</td> <td style="width: 15%;">less than once a week</td> </tr> </table> <div style="display: flex; justify-content: space-between;"> <div style="width: 20%;"> <b>SNSTWIT</b> 1) Twitter  <b>SNSFACE</b> 2) Facebook  <b>SNSKAKAO</b> 3) Kakao Talk  <b>SNSOTHER</b> 4) Other:             </div> <div style="width: 80%;"> <table border="0"> <tr> <td>____ (9) ____</td> <td>____ ① ____</td> <td>____ ② ____</td> <td>____ ③ ____</td> <td>____ ④ ____</td> </tr> <tr> <td>____ (9) ____</td> <td>____ ① ____</td> <td>____ ② ____</td> <td>____ ③ ____</td> <td>____ ④ ____</td> </tr> <tr> <td>____ (9) ____</td> <td>____ ① ____</td> <td>____ ② ____</td> <td>____ ③ ____</td> <td>____ ④ ____</td> </tr> </table> <div style="text-align: center;">↓</div> </div> </div>		Irrelevant (Do Not Use)	Al-most Every Day	2~3 times a week	once a week	less than once a week	____ (9) ____	____ ① ____	____ ② ____	____ ③ ____	____ ④ ____	____ (9) ____	____ ① ____	____ ② ____	____ ③ ____	____ ④ ____	____ (9) ____	____ ① ____	____ ② ____	____ ③ ____	____ ④ ____	75.6 How often do you use Internet Club-bulletin board like those below? <table border="1" style="width: 100%; text-align: center; font-size: small;"> <tr> <td style="width: 15%;">Irrelevant (Do Not Use)</td> <td style="width: 15%;">Al-most Every Day</td> <td style="width: 15%;">2~3 times a week</td> <td style="width: 15%;">once a week</td> <td style="width: 15%;">less than once a week</td> </tr> </table> <div style="display: flex; justify-content: space-between;"> <div style="width: 20%;"> <b>CLUBCLIEN</b> 1) Clien  <b>CLUBDCIN</b> 2) DC Inside  <b>CLUBILBE</b> 3) Today's Best  <b>CLUBOTHER</b> 4) Other:             </div> <div style="width: 80%;"> <table border="0"> <tr> <td>____ (9) ____</td> <td>____ ① ____</td> <td>____ ② ____</td> <td>____ ③ ____</td> <td>____ ④ ____</td> </tr> <tr> <td>____ (9) ____</td> <td>____ ① ____</td> <td>____ ② ____</td> <td>____ ③ ____</td> <td>____ ④ ____</td> </tr> <tr> <td>____ (9) ____</td> <td>____ ① ____</td> <td>____ ② ____</td> <td>____ ③ ____</td> <td>____ ④ ____</td> </tr> </table> <div style="text-align: center;">↓</div> </div> </div>		Irrelevant (Do Not Use)	Al-most Every Day	2~3 times a week	once a week	less than once a week	____ (9) ____	____ ① ____	____ ② ____	____ ③ ____	____ ④ ____	____ (9) ____	____ ① ____	____ ② ____	____ ③ ____	____ ④ ____	____ (9) ____	____ ① ____	____ ② ____	____ ③ ____	____ ④ ____
Irrelevant (Do Not Use)	Al-most Every Day	2~3 times a week	once a week	less than once a week																																								
____ (9) ____	____ ① ____	____ ② ____	____ ③ ____	____ ④ ____																																								
____ (9) ____	____ ① ____	____ ② ____	____ ③ ____	____ ④ ____																																								
____ (9) ____	____ ① ____	____ ② ____	____ ③ ____	____ ④ ____																																								
Irrelevant (Do Not Use)	Al-most Every Day	2~3 times a week	once a week	less than once a week																																								
____ (9) ____	____ ① ____	____ ② ____	____ ③ ____	____ ④ ____																																								
____ (9) ____	____ ① ____	____ ② ____	____ ③ ____	____ ④ ____																																								
____ (9) ____	____ ① ____	____ ② ____	____ ③ ____	____ ④ ____																																								
	75.3 How often do you use the devices listed below to use SNS? <table border="1" style="width: 100%; text-align: center; font-size: small;"> <tr> <td style="width: 15%;">Irrelevant (Do Not Use)</td> <td style="width: 15%;">Al-most Every Day</td> <td style="width: 15%;">2~3 times a week</td> <td style="width: 15%;">once a week</td> <td style="width: 15%;">less than once a week</td> </tr> </table> <div style="display: flex; justify-content: space-between;"> <div style="width: 20%;"> <b>SNSTOP</b> 1) Desktop, Laptop  <b>SNSSMART</b> 2) Smart Phone  <b>SNSTABLET</b> 3) Tablet(ex: Galaxy Tab, I-pad, etc.)             </div> <div style="width: 80%;"> <table border="0"> <tr> <td>____ (9) ____</td> <td>____ ① ____</td> <td>____ ② ____</td> <td>____ ③ ____</td> <td>____ ④ ____</td> </tr> <tr> <td>____ (9) ____</td> <td>____ ① ____</td> <td>____ ② ____</td> <td>____ ③ ____</td> <td>____ ④ ____</td> </tr> <tr> <td>____ (9) ____</td> <td>____ ① ____</td> <td>____ ② ____</td> <td>____ ③ ____</td> <td>____ ④ ____</td> </tr> </table> <div style="text-align: center;">↓</div> </div> </div>		Irrelevant (Do Not Use)	Al-most Every Day	2~3 times a week	once a week	less than once a week	____ (9) ____	____ ① ____	____ ② ____	____ ③ ____	____ ④ ____	____ (9) ____	____ ① ____	____ ② ____	____ ③ ____	____ ④ ____	____ (9) ____	____ ① ____	____ ② ____	____ ③ ____	____ ④ ____	<b>CLUBID</b> 75.7 What is the ID of Internet Club-bulletin board you mainly use? • Internet Club-bulletin board ID : _____ <div style="text-align: center;">↓</div>																					
Irrelevant (Do Not Use)	Al-most Every Day	2~3 times a week	once a week	less than once a week																																								
____ (9) ____	____ ① ____	____ ② ____	____ ③ ____	____ ④ ____																																								
____ (9) ____	____ ① ____	____ ② ____	____ ③ ____	____ ④ ____																																								
____ (9) ____	____ ① ____	____ ② ____	____ ③ ____	____ ④ ____																																								



75.4 What is the ID of the SNS you mostly use?						
• SNS ID : _____						
75.8 How often do you use each services below to use multi-media contents (Movie, book, TV, etc.)?						
		Irrelevant (Do Not Use)	Almost Every Day	2~3 times a week	once a week	less than once a week
<b>MEPATAL</b>	1) Portal(ex: naver etc.)	____(9)____	____①____	____②____	____③____	____④____
<b>MEVIEDO</b>	2) Video Service (ex: Youtube, Vimeo, etc. )	____(9)____	____①____	____②____	____③____	____④____
<b>MEWEBHARD</b>	3) Webhard	____(9)____	____①____	____②____	____③____	____④____
<b>METORRENT</b>	4) Torrent	____(9)____	____①____	____②____	____③____	____④____
<b>MEOTHER</b>	5) Content Manufacturer · Sound Source Providing Service (ex: Melon, Poop, I-Tunes, Amazon, Broadcasting Stations, Recording Company, etc.)	____(9)____	____①____	____②____	____③____	____④____

※ Now, let me ask you a set of questions on your occupation and work life. Please answer these questions even if you don't have a job for now.

**SKILTRAI**

76. Have you ever had any vocational training before?

\_\_\_\_ ① Yes

\_\_\_\_ ② No

(GO TO Q.77)

☐**TRAITERM**

76.1 (If you had went through vocational training,) How long were you trained, and what year did the training end?

SHOW  
CARD

\_\_\_\_ ① Under 6 months

\_\_\_\_ ② 6 months ~ 1 year

\_\_\_\_ ③ 1 year ~ 2 years

\_\_\_\_ ④ over 2 years

\_\_\_\_ ⑧ DON'T KNOW

☐

• The Year Training Ended: \_\_\_\_\_

**TRAIENTD****HAVLICEN**

77. Do you have any technician license?

\_\_\_\_ ① YES

\_\_\_\_ ② NO (GO TO Q78)

☐

77.1 (If you do have technician license,) Which license is it and when did you acquire it? Answer individually per each license. Include all licenses you have.

① 2 Grade	② 1 Grade	③ Master Mechanic
-----------	-----------	-------------------

**LICENTYP1 / LICYEAR1** • Type of License : \_\_\_\_\_ Acquired Year: \_\_\_\_\_☐**LICENTYP2 / LICYEAR2** • Type of License : \_\_\_\_\_ Acquired Year: \_\_\_\_\_☐**LICENTYP3 / LICYEAR3** • Type of License : \_\_\_\_\_ Acquired Year: \_\_\_\_\_☐**MIDEAST**

78. Have you ever been dispatched to Middle East?

\_\_\_\_ ① YES



From \_\_\_\_\_ til \_\_\_\_\_

☐

\_\_\_\_ ② NO

**MIDSTART / MIDEND**



79. How would you rate the social status of each of the following occupations? Please answer by using the answer scale running from 'extremely low' (0) to 'extremely high' (10).

<b>SHOW CARD</b>	extremely low	0	1	2	3	4	5	6	7	8	9	10	extremely high	DON'T KNOW	
<p><b>OCCS3113</b> 1) Member of the National Assembly <input type="checkbox"/> <b>OCCS3513</b> 12) Accountant Profession <input type="checkbox"/> <b>OCCS4113</b> 23) Farmer <input type="checkbox"/></p> <p><b>OCCS0513</b> 2) Directors of bureau <input type="checkbox"/> <b>OCCS0213</b> 13) Newspaper reporters <input type="checkbox"/> <b>OCCS2013</b> 24) Auto mechanics <input type="checkbox"/></p> <p><b>OCCS2613</b> 3) Heads of departments in large companies <input type="checkbox"/> <b>OCCS1513</b> 14) Entertainers <input type="checkbox"/> <b>OCCS4213</b> 25) Reinforcing Bar Placer <input type="checkbox"/></p> <p><b>OCCS3213</b> 4) Bio-engineer <input type="checkbox"/> <b>OCCS3613</b> 15) Sport Instructor <input type="checkbox"/> <b>OCCS0713</b> 26) Taxi drivers <input type="checkbox"/></p> <p><b>OCCS3313</b> 5) Medical Specialist <input type="checkbox"/> <b>OCCS1713</b> 16) Local level civil servants <input type="checkbox"/> <b>OCCS2413</b> 27) Manual workers <input type="checkbox"/></p> <p><b>OCCS3013</b> 6) Pharmacist <input type="checkbox"/> <b>OCCS1413</b> 17) Assistant directors of bank <input type="checkbox"/> <b>OCCS1213</b> 28) Factory foremen <input type="checkbox"/></p> <p><b>OCCS0313</b> 7) Nurses <input type="checkbox"/> <b>OCCS2913</b> 18) Police <input type="checkbox"/> <b>OCCS1313</b> 29) Factory workers <input type="checkbox"/></p> <p><b>OCCS3413</b> 8) Social Worker <input type="checkbox"/> <b>OCCS3713</b> 19) Barber · hairdresser <input type="checkbox"/> <b>OCCS4313</b> 30) Courier <input type="checkbox"/></p> <p><b>OCCS1813</b> 9) Professors <input type="checkbox"/> <b>OCCS3813</b> 20) Airline Flight Attendant <input type="checkbox"/> <b>OCCS0613</b> 31) Apartment Security <input type="checkbox"/></p> <p><b>OCCS0913</b> 10) Junior high school teachers <input type="checkbox"/> <b>OCCS3913</b> 21) Insurance Planner <input type="checkbox"/> <b>OCCS0813</b> 32) Maids and housecleaners <input type="checkbox"/></p> <p><b>OCCS1613</b> 11) Judges <input type="checkbox"/> <b>OCCS4013</b> 22) Businessman <input type="checkbox"/> <b>OCCS4413</b> 33) Shoe Cleaner <input type="checkbox"/></p>															

**NECLABOR**

80. How much is the Labor Union needed in Korean society?

- |  |  |                          |
|--|--|--------------------------|
| <input type="checkbox"/> ① Unnecessary   | <input type="checkbox"/> ④ Somewhat Needed | <input type="checkbox"/> |
| <input type="checkbox"/> ② Not so needed | <input type="checkbox"/> ⑤ Necessary       |                          |
| <input type="checkbox"/> ③ Neutral       | <input type="checkbox"/> (8) DON'T KNOW    |                          |

**LABORUNI**

81. What is your opinion about the way labor union inside Korea is being operated?

<b>SHOW CARD</b>	<input type="checkbox"/> ① It is operated to enhance the practical benefits of laborer.	<input type="checkbox"/>
	<input type="checkbox"/> ② It is operated in the way that benefits union executives and partial members of laborers.	
	<input type="checkbox"/> (8) DON'T KNOW	

82. Related to each occupation below, how much do these occupations contribute to the development of Korean society and how much income do you think they earn?

		82.1 Degree of Contribution to the Korean Society					82.2 Amount of Predicted Income						
			① High	② Somewhat Contributing	③ Neutral	④ Not so contributing	⑤ Do not Contribute		① Very high	② Somewhat high	③ Neither High nor Low	④ Somewhat Low	⑤ Very Low
1)	Businessman	CONTRIO1						PAYEMPR					
2)	Farmer(fisherman included)	CONTRIO2						PAYFARM					
3)	Factory Head Worker(skilld laborer)	CONTRIO3						PAYSKIL13					
4)	Factory Worker	CONTRIO4						PAYWORKR					



**PAYWHITE**

83. What do you think of the income an ordinary company office worker earn?

SHOW  
CARD

- \_\_\_ ① Very High Income                      \_\_\_ ④ Somewhat Low Income  
 \_\_\_ ② Somewhat High Income                \_\_\_ ⑤ Very Low Income  
 \_\_\_ ③ Neither High Nor Low                  \_\_\_ ⑧ Don't Know

☐**PAYBLUE**

84. Then, what do you think of the income an ordinary company production worker earn?

SHOW  
CARD

- \_\_\_ ① Very High Income                      \_\_\_ ④ Somewhat Low Income  
 \_\_\_ ② Somewhat High Income                \_\_\_ ⑤ Very Low Income  
 \_\_\_ ③ Neither High Nor Low                  \_\_\_ ⑧ Don't Know

☐**STDIVIN**

85. If standards of living is divided into 5 levels from very poor to very wealthy, which level do you think you belong to?

SHOW  
CARD

Very Poor

Very Wealthy

Don't  
Know

- \_\_\_ ① \_\_\_ ② \_\_\_ ③ \_\_\_ ④ \_\_\_ ⑤ \_\_\_ ⑧

☐**JUSTPAY**

86. Is your pay just? We are not asking about how much you would like to earn – but what you feel is just given your skills and effort. If you are not working now, please tell about your last job.

SHOW  
CARD

- \_\_\_ ① Much less than is just  
 \_\_\_ ② A little less than is just  
 \_\_\_ ③ About just for me  
 \_\_\_ ④ A little more than is just  
 \_\_\_ ⑤ Much more than is just  
 \_\_\_ ⑧ CAN'T CHOOSE  
 \_\_\_ ⑨ Never had a job(N.A)

☐

☞ If the respondent is 「unemployed」, move on to page 21 and ask respondent's name, phone number, and address and end all the remaining questions.

「Employed」 ( 「Paid Worker」 · 「Individual Proprietor」 )

## Additional Questions

[If the response to Q. 52 was ① 'YES' (I work receiving income.) ]

※ Questions about your current workplace will follow.

**FIRSTJOB**

87. Is your current workplace, your very first workplace in your life?

- \_\_\_ ① YES                      \_\_\_ ② NO

☐**WORKEDUC**

88. In your opinion, in order to fulfill tasks in your current workplace, which education level is required?

SHOW  
CARD

- \_\_\_ ① Elementary School                      \_\_\_ ⑤ Senior/Four-Year College  
 \_\_\_ ② Middle School                            \_\_\_ ⑥ Graduate School Master Course  
 \_\_\_ ③ High School                                \_\_\_ ⑦ Graduate School Doctor's Degree  
 \_\_\_ ④ Junior/ Community College(2~3 yr.)    \_\_\_ ⑧ DON'T KNOW

☐



**WORKSKIL**

89. Comparing the techniques(functional/skilled) required to perform tasks in your current workplace with the techniques(fuctional/skilled) you already have, is higher level of technique necessary or not? more required or not?

SHOW  
CARD

- \_\_\_ ① Very low compared to my level of techniques(functional/skilled).  
\_\_\_ ② Somewhat low compared to my level of techniques(functional/skilled).  
\_\_\_ ③ Not much difference bewtween my level of techniques(functional/skilled) and the level required.  
\_\_\_ ④ Slightly high compared to my level of techniques(functional/skilled).  
\_\_\_ ⑤ Very high compared to my level of techniques(functional/skilled).  
\_\_\_ (8) DON'T KNOW

**WORKMAYR**

90. How much do you think the field you majored in correspond with the performance inside your workplace?

보기  
카드

- \_\_\_ ① Do not correspond at all  
\_\_\_ ② Not so corresponding  
\_\_\_ ③ Neutral  
\_\_\_ ④ Somewhat Corresponding  
\_\_\_ ⑤ Very Corresponding  
\_\_\_ (8) Don't Know

**※ Now, instead of workplace related questions, questions about current job will follow.**

91. Answer your opinion about each of the statements below concerning your current job.

SHOW  
CARD

PROBI  
NG

- SATJOB1** 1) I feel bad like I am being insulted if the mass media insults my job.  
**SATJOB2** 2) If someone compliments my job, I feel happy as if I am complimented.  
**SATJOB3** 3) If I hear critics about my job, I feel personal insult about it.  
**SATJOB4** 4) I feel a strong sense of belonging with my job.  
**SATJOB5** 5) I equate problems of my job as my own problems.  
**SATJOB6** 6) Thinking separatedly about my job and I cannot happen.  
**SATJOB7** 7) My job fits my personality.  
**SATJOB8** 8) My job fits my image.  
**SATJOB9** 9) My job correspond well with my values.

Not at All	Not Really	Neutral	Somew hat Yes	Wholly Agree
___ ① ___	___ ② ___	___ ③ ___	___ ④ ___	___ ⑤ ___
___ ① ___	___ ② ___	___ ③ ___	___ ④ ___	___ ⑤ ___
___ ① ___	___ ② ___	___ ③ ___	___ ④ ___	___ ⑤ ___
___ ① ___	___ ② ___	___ ③ ___	___ ④ ___	___ ⑤ ___
___ ① ___	___ ② ___	___ ③ ___	___ ④ ___	___ ⑤ ___
___ ① ___	___ ② ___	___ ③ ___	___ ④ ___	___ ⑤ ___
___ ① ___	___ ② ___	___ ③ ___	___ ④ ___	___ ⑤ ___
___ ① ___	___ ② ___	___ ③ ___	___ ④ ___	___ ⑤ ___

**OCCSTA**

92. What do you think is the social status of your current job?

SHOW  
CARD

Lowest

Highest

DON'T  
KNOW

\_\_\_ ① \_\_\_ \_\_\_ ② \_\_\_ \_\_\_ ③ \_\_\_ \_\_\_ ④ \_\_\_ \_\_\_ ⑤ \_\_\_ \_\_\_ ⑥ \_\_\_ \_\_\_ ⑦ \_\_\_ \_\_\_ ⑧ \_\_\_ \_\_\_ ⑨ \_\_\_ \_\_\_ ⑩ \_\_\_ \_\_\_ (88) \_\_\_



- ☞ If the respondent is 「individual proprietor」, move on to page 21 and ask respondent's name, phone number, and address and end all questioning.

**「Paid Worker」 Additional Questions**

[If the response to Q. 52 was ① 'YES' (I work receiving income.) ]

※ Lastly, questions about your current workplace will follow.

93. Questions about the course you acquired your current workplace will be asked. Select only one option from the SHOW CARD and answer 1)~3).

SHOW CARD	① From parent or siblings ② Relatives other than immediate family ③ From close friend ④ From acquaintance ⑤ From school/private job placement service director ⑥ Through teacher/professors ⑦ Contact from the employer ⑧ Through public job placement agency (Employment Security Center etc.) ⑨ Through private job placement service provider (including head-hunter) ⑩ By looking at newspaper, TV, notice, living information sheet	⑪ Through job-hunting portal site (including worknet) ⑫ Through relevant company's help-wanted job-opening posted website ⑬ Through employment information exchanging internet communities ⑭ Through school or private institution employment website ⑮ Through job fair website ⑯ Through head-hunter's blog or mini-homepage ⑰ Through SNS such as Twitter or Facebook ⑱ Beginning as intern worker ⑲ By visiting the workplace in person
--------------	--	---

GETJOB1 1) When searching for the current workplace, which kind of job seeking activity did you       mainly do? \_\_\_\_\_

GETJOB2 2) How did you first know about current workplace? \_\_\_\_\_      

GETJOB3 3) Which manner of job seeking will you mainly use for future job seeking? \_\_\_\_\_      

94. Tell us the degree of satisfaction of your current workplace concerning the statements below.

		Very Dissatisfied	Somewhat Dissatisfied	Neutral	Somewhat Satisfied	Very Satisfied
SHOW CARD  PROBI NG	SATWORK1 1) Wage/Pay	①	②	③	④	⑤
	SATWORK2 2) Promotion	①	②	③	④	⑤
	SATWORK3 3) Welfare Benefits	①	②	③	④	⑤
	SATWORK4 4) Job Security	①	②	③	④	⑤
SATWORK5 5) Relation with co-workers	①	②	③	④	⑤	
SATWORK6 6) Relation with superiors	①	②	③	④	⑤	
SATWORK7 7) Relations with subordinates	①	②	③	④	⑤	
SATWORK8 8) Chances Provided for Self-Realization	①	②	③	④	⑤	
SATWORK9 9) Growth · Development of Workplace	①	②	③	④	⑤	
SATWORK10 10) Work Conditions (working hours etc.)	①	②	③	④	⑤	
SATWORK11 11) Work Environment (facilities, security, etc.)	①	②	③	④	⑤	
SATWORK12 12) About current workplace	①	②	③	④	⑤	
SATWORK13 13) About current job	①	②	③	④	⑤	
SATWORK14 14) About currently performing work tasks	①	②	③	④	⑤	



※ The interview is now completed. Lastly, we would like to ask you an additional question. Since this survey is very complicated, I might have asked questions incorrectly or missed on some important questions. I would really appreciate if you could give me your name and telephone number so that I could confirm with you later about such mistakes. All information will remain **strictly confidential**.

What is your name? R' name : \_\_\_\_\_

What is your phone number? R's phone # : \_\_\_\_\_

What is your address? R's address : \_\_\_\_\_



## 《 The following questions are asked to the interviewers 》

※ Please answer these questions right after the interview is completed with no respondents present

95. Interview date and time

Month \_\_\_\_\_ Date \_\_\_\_\_ Day \_\_\_\_\_

\_\_\_\_\_ a.m. \_\_\_\_\_ p.m FROM: Hour \_\_\_\_\_ Minute \_\_\_\_\_ TO: Hour \_\_\_\_\_ Minute \_\_\_\_\_


96. Who filled out this questionnaire?

- \_\_\_\_\_ (1) Interviewer did all  
 \_\_\_\_\_ (2) Respondent did all  
 \_\_\_\_\_ (3) Respondent did partially

} (GO TO Q97)

--

96.1 (IF RESPONDENT DID PARTIALLY) Question numbers that were filled out by the respondent

FROM: Q \_\_\_\_\_ TO: Q \_\_\_\_\_ FROM: Q \_\_\_\_\_ TO: Q \_\_\_\_\_

--	--	--	--	--	--

97. Were there any persons present during the interview? If so, who were those persons? Choose all that apply.

- \_\_\_\_\_ (1) Children under age 6      \_\_\_\_\_ (3) Spouse/ partner      \_\_\_\_\_ (0) None  
 \_\_\_\_\_ (2) Children above age 6      \_\_\_\_\_ (4) Other adults

--	--	--	--	--	--

98. What was the respondent's attitude during the interview?

- \_\_\_\_\_ (1) Very cooperative      \_\_\_\_\_ (3) Not very cooperative  
 \_\_\_\_\_ (2) Somewhat cooperative      \_\_\_\_\_ (4) Not cooperative at all

--

99. How good was the respondent's understanding of the questions?

- \_\_\_\_\_ (1) Good      \_\_\_\_\_ (2) Fair      \_\_\_\_\_ (3) Poor

--

100. How difficult was it to contact the respondent?

- \_\_\_\_\_ (1) Very difficult      \_\_\_\_\_ (3) Not very difficult  
 \_\_\_\_\_ (2) Somewhat difficult      \_\_\_\_\_ (4) Not difficult at all

--

101. How difficult was it to conduct this interview with the respondent?

- \_\_\_\_\_ (1) Very difficult      \_\_\_\_\_ (3) Not very difficult  
 \_\_\_\_\_ (2) Somewhat difficult      \_\_\_\_\_ (4) Not difficult at all

--

102. What incentives did you present to the respondent and what did s/he select? Choose all that apply.

- 1) Incentives Presented      \_\_\_\_\_ (1) Gift certificate      \_\_\_\_\_ (2) Towel  
 2) Incentives Selected      \_\_\_\_\_ (1) Gift certificate      \_\_\_\_\_ (2) Towel      \_\_\_\_\_ (7) DIDN'T TAKE

--	--	--	--

103. Final result of the interview

- \_\_\_\_\_ (1) Complete      \_\_\_\_\_ (2) Incomplete

--

<INFORMATION ABOUT THE INTERVIEWER>

104. INTERVIEWER ID : \_\_\_\_\_

--	--	--	--

105. SEX : \_\_\_\_\_ (1) MALE \_\_\_\_\_ (2) FEMALE

--

106. AGE: \_\_\_\_\_

--	--	--	--

107. AFFILIATION: \_\_\_\_\_ UNIVERSITY \_\_\_\_\_ DEPARTMENT \_\_\_\_\_ YEAR

--	--	--	--

NAME: \_\_\_\_\_ TELEPHONE: \_\_\_\_\_



## 2013 KGSS 사은품 수령 확인서

○ 가 구 주 소 : \_\_\_\_\_

○ 조사원 성명 : \_\_\_\_\_

○ 조 사 일 : 2013 .      .

본인은 2013 KGSS(한국종합사회조사)에 응답하고 사은품을 다음과 같이 수령하였음을 확인합니다.

○ 사 은 품 (해당 사은품에 V표 해주시기 바랍니다)

상품권 (      )                      수 건 (      )

○ 응답자 성함 : \_\_\_\_\_ (서명)

**성 군 관 대 학 교      서 베 이 리 서 치 센 터(SRC)**

(110-745) 서울특별시 종로구 명륜동 3가 53 (전화) 02-760-1270 (팩스) 02-744-6169  
 srckgss@skku.edu    http://src.skku.edu    http://kgss.skku.edu

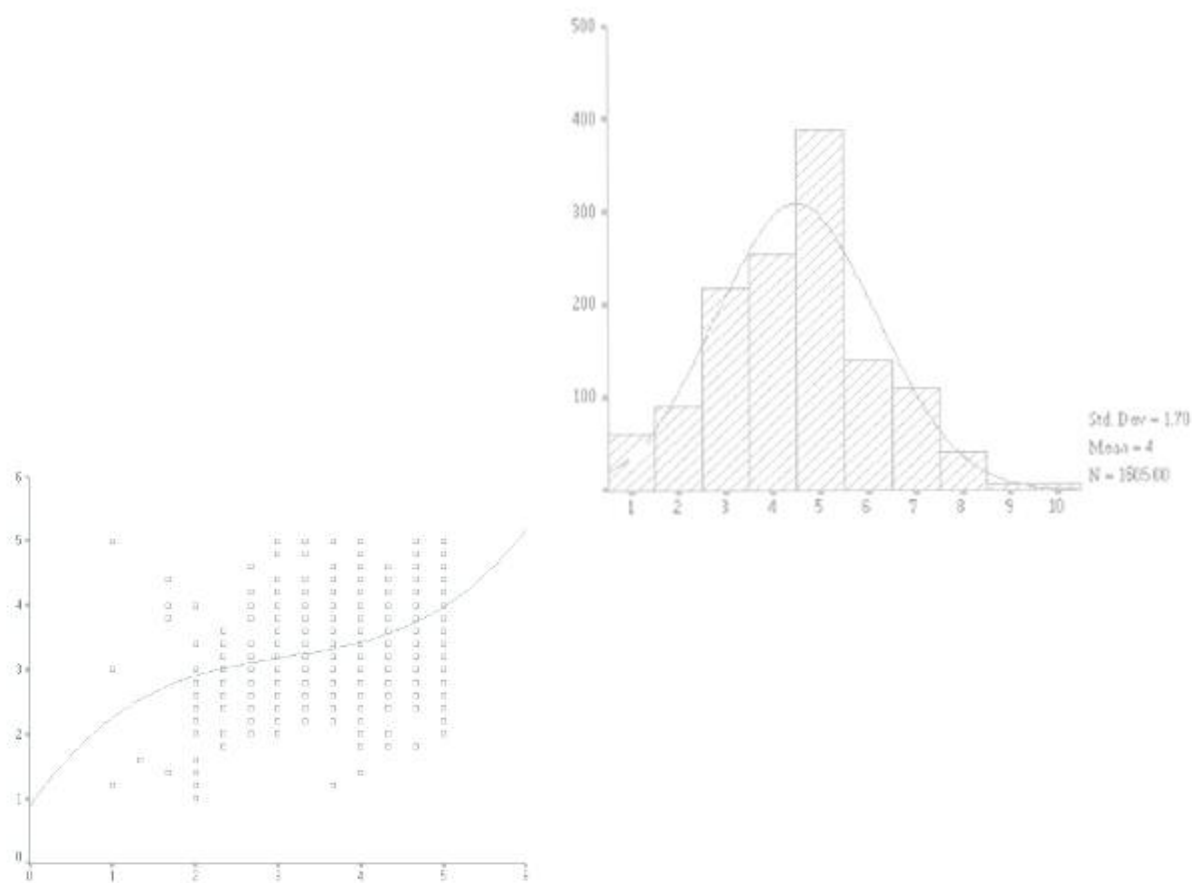


Block ID			Household ID	
			-	



# 2014 Korean General Social Survey

## [ 2014 KGSS ]



**Survey Research Center, Sungkyunkwan University**

53-3 Myungryun-Dong, Jongno-Ku, Seoul 110-745, South Korea

(Tel.) +82-2-760-1270 (Fax) +82-2-744-6169 (E-mail) [srckgss@skku.edu](mailto:srckgss@skku.edu) (Web) <http://src.skku.edu>



The Survey Research Center (SRC) in the Sungkyunkwan University is currently conducting the Korean General Social Survey (KGSS), an annual national sample survey funded by the National Research Foundation of Korea (NRF). The purpose of this survey is to collect primary social data that can be widely used in cross-national comparative studies. Most Questions in this survey concern your opinions on some of the basic political, economic, and social phenomena. The survey also includes your opinion concerning two modular topics: < Family & Changing Gender Roles IV >, the 2012 designated module of the International Social Survey Programme (ISSP) that is participated by 50 countries all around the world; < Network Social Capital >, the 2012 module of the East Asian Social Survey (EASS) that is participated by 4 countries in East Asia (Korea, China, Japan, and Taiwan).

Since we tried to select our respondents in a way to best represent the people in this country, the results of this survey are likely to lose the representativeness if you fail to respond to this interview request. We sincerely would like to ask your sincere cooperation so that this survey could produce valuable research data. Your answers will be kept strictly confidential and anonymous, of course. We would really appreciate it if you take time to answer every question in this survey.

June, 2014

Sang-Wook Kim, Prof.

Director, Survey Research Center, Sungkyunkwan Univ.



※ To begin with, I would like to ask you a few questions about this society and politics.

#### HELPFUL

1. Would you say that most of the time people try to be helpful, or they are mostly just looking out for themselves?

- \_\_\_ ① Try to be helpful                      \_\_\_ (3) DEPENDS  
\_\_\_ ② Just look out for themselves        \_\_\_ (8) DON'T KNOW

#### FAIR

2. Do you think most people would try to take advantage of you if they got a chance, or would they try to be fair?

- \_\_\_ ① Would take advantage of you        \_\_\_ (3) DEPENDS  
\_\_\_ ② Would try to be fair                    \_\_\_ (8) DON'T KNOW

3. I am going to name some institutions in this country. As far as the people running these institutions are concerned, would you say you have a great deal of confidence, only some confidence, or hardly any confidence at all in them?

SHOW CARD		A great deal of confidence	Only some confidence	Hardly any confidence at all	DON'T KNOW
Probing	CONBUS 1) Major companies	___ ① ___	___ ② ___	___ ③ ___	___ (8) ___
	CONCLERG 2) Organized religion	___ ① ___	___ ② ___	___ ③ ___	___ (8) ___
	CONEDUC 3) Education	___ ① ___	___ ② ___	___ ③ ___	___ (8) ___
	CONLABOR 4) Organized labor	___ ① ___	___ ② ___	___ ③ ___	___ (8) ___
	CONPRESS 5) Newspaper	___ ① ___	___ ② ___	___ ③ ___	___ (8) ___
	CONTV 6) TV	___ ① ___	___ ② ___	___ ③ ___	___ (8) ___
	CONMEDIC 7) Medicine	___ ① ___	___ ② ___	___ ③ ___	___ (8) ___
	CONGOVT 8) Executive branch of the national government	___ ① ___	___ ② ___	___ ③ ___	___ (8) ___
	CONLGOVT 9) Local government	___ ① ___	___ ② ___	___ ③ ___	___ (8) ___
	CONLEGIS 10) Congress	___ ① ___	___ ② ___	___ ③ ___	___ (8) ___
	CONJUDGE 11) The Supreme Court	___ ① ___	___ ② ___	___ ③ ___	___ (8) ___
	CONSCI 12) Scientific community	___ ① ___	___ ② ___	___ ③ ___	___ (8) ___
	CONARMY 13) Military	___ ① ___	___ ② ___	___ ③ ___	___ (8) ___
	CONFINAN 14) Banks and financial institutions	___ ① ___	___ ② ___	___ ③ ___	___ (8) ___
	CONBLUHO 15) The Blue House	___ ① ___	___ ② ___	___ ③ ___	___ (8) ___
	CONCSO 16) Civic Activist Organizations	___ ① ___	___ ② ___	___ ③ ___	___ (8) ___
	CONRCH 17) Public opinion research centers	___ ① ___	___ ② ___	___ ③ ___	___ (8) ___

#### RELIABLE

4. Generally, how trustful do you perceive this society to be? A score of 0 indicates a society that is hardly trustful, while a score of 10 indicates a society that is very trustful.

SHOW CARD	Hardly trustful	Very trustful	DON'T KNOW	<input type="text"/>
-----------	-----------------	---------------	------------	----------------------

\_\_\_ 0    \_\_\_ 1    \_\_\_ 2    \_\_\_ 3    \_\_\_ 4    \_\_\_ 5    \_\_\_ 6    \_\_\_ 7    \_\_\_ 8    \_\_\_ 9    \_\_\_ 10    \_\_\_ (88)

#### NORTHWHO

5. What do you think North Korea is to us? Please choose one answer only among the following.

- \_\_\_ ① A country to support                      \_\_\_ ③ A country to guard against        \_\_\_ (8) DON'T KNOW  
\_\_\_ ② A country to cooperate with        \_\_\_ ④ A country to fight against

#### SEDISTAN

6. Which country do you feel closest to among the following countries?

- \_\_\_ ① USA                                      \_\_\_ ③ North Korea                      \_\_\_ ⑤ Russia  
\_\_\_ ② Japan                                    \_\_\_ ④ China                                \_\_\_ (8) DON'T KNOW



**UNIFI**

7. To what extent do you think the unification between South and North Korea is necessary?

- ☐ ① Very necessary      ☐ ③ Somewhat unnecessary      ☐ (8) DON'T KNOW  
☐ ② Somewhat necessary      ☐ ④ Very unnecessary

**NKACCEPT**

8. What do you think about North Korean defectors who want to come to South Korea?

- ☐ ① All should be admitted  
☐ ② Should be admitted selectively  
☐ ③ Should not be admitted any more

**NKCLOSE**

9. How close or distant do you feel about North Korean defectors who stay in South Korea?

- ☐ ① Feel very close      ☐ ③ Feel somewhat distant  
☐ ② Feel somewhat close      ☐ ④ Feel very distant

**CURGOV**

10. On the whole, how good do you think the current government is in administering state affairs?

- ☐ ① Very good      ☐ ④ Somewhat poor  
☐ ② Somewhat good      ☐ ⑤ Very poor  
☐ ③ Neither good nor poor      ☐ (8) DON'T KNOW

**PRTYID14**

11. Currently which political party do you support most?

- ☐ ① Saenuri Party      ☐ (66) OTHER (SPECIFY : \_\_\_\_\_ )  
☐ ② New Politics Alliance for Democracy      ☐ (77) NONE OF THESE (GO TO Q.11.1)  
☐ ③ Unified Progressive Party      ☐ (88) DON'T KNOW  
☐ ④ Liberal Justice Party      ☐

**PRTPRI14 (IF NONE OF THESE)**

11.1. If you do not actively support any party, is there a party you usually feel favorable toward?

- ☐ ① Saenuri Party      ☐ (66) OTHER (SPECIFY : \_\_\_\_\_ )  
☐ ② New Politics Alliance for Democracy      ☐ (77) NONE OF THESE  
☐ ③ Unified Progressive Party      ☐ (88) DON'T KNOW  
☐ ④ Liberal Justice Party      ☐

SHOW  
CARD**VOTE14**

12. Did you vote in the 6th Nationwide local elections(June 4, 2014)?

- ☐ ① Voted      ☐ ② Did not vote  
☐ (8) DON'T KNOW  
☐ (9) NOT ELIGIBLE
- (GO TO Q.13)

**VOTE141**

12.1 (IF YOU VOTED) Which party's heads of local governments candidate did you vote in the June(2014)'s the 6th Nationwide local elections?

- ☐ ① Saenuri Party      ☐ (66) OTHER (SPECIFY: \_\_\_\_\_ )  
☐ ② Democratic Party      ☐ (77) NONE OF THESE  
☐ ③ Unified Progressive Party      ☐ (88) DON'T KNOW  
☐ ④ Liberal Justice Party  
☐ ⑤ Independent candidate

SHOW  
CARD**PRTYAB14**

13. Which party do you think has the most ability to take political power in the next presidential election?

- ☐ ① Saenuri Party      ☐ (66) OTHER (SPECIFY: \_\_\_\_\_ )  
☐ ② Democratic Party      ☐ (77) NONE OF THESE  
☐ ③ Unified Progressive Party      ☐ (88) DON'T KNOW  
☐ ④ Liberal Justice Party      ☐



**PARTYLR**

14. To what degree do you think yourself politically liberal or conservative?

Probing

- \_\_\_\_ ① Very liberal  
 \_\_\_\_ ② Somewhat liberal  
 \_\_\_\_ ③ Neither liberal nor conservative  
 \_\_\_\_ ④ Somewhat conservative  
 \_\_\_\_ ⑤ Very conservative  
 \_\_\_\_ (8) DON'T KNOW

**TRUST**

15. Generally speaking, would you say that most people can be trusted or that you can't be too careful in dealing with people?

- \_\_\_\_ ① Most people can be trusted  
 \_\_\_\_ ② Can't be too careful  
 \_\_\_\_ (3) DEPENDS  
 \_\_\_\_ (8) DON'T KNOW

**POLPROS**

16. Do you think the political conditions in South Korea will be much better, somewhat better, about the same, somewhat worse, or much worse?

- \_\_\_\_ ① Much better  
 \_\_\_\_ ② Somewhat better  
 \_\_\_\_ ③ About the same  
 \_\_\_\_ ④ Somewhat worse  
 \_\_\_\_ ⑤ Much worse  
 \_\_\_\_ (8) DON'T KNOW

**SATPOL**

17. How satisfied are you with the current state of politics in South Korea?

- \_\_\_\_ ① Very satisfied  
 \_\_\_\_ ② Somewhat satisfied  
 \_\_\_\_ ③ Neither satisfied nor dissatisfied  
 \_\_\_\_ ④ Somewhat dissatisfied  
 \_\_\_\_ ⑤ Very dissatisfied  
 \_\_\_\_ (8) DON'T KNOW

**WELFSPD**

18. How much do you think the social welfare spending in Korea needs to be decreased or increased?

- \_\_\_\_ ① Decreased a lot  
 \_\_\_\_ ② Decreased a little bit  
 \_\_\_\_ ③ Neither decreased nor increased  
 \_\_\_\_ ④ Increased a little bit  
 \_\_\_\_ ⑤ Increased a lot  
 \_\_\_\_ (8) DON'T KNOW

Probing

**ECOPROS**

19. Do you think the economic conditions in South Korea will be much better, somewhat better, about the same, somewhat worse, or much worse?

- \_\_\_\_ ① Much better  
 \_\_\_\_ ② Somewhat better  
 \_\_\_\_ ③ About the same  
 \_\_\_\_ ④ Somewhat worse  
 \_\_\_\_ ⑤ Much worse  
 \_\_\_\_ (8) DON'T KNOW

**SATECO**

20. How satisfied are you with the current state of economy in South Korea?

- \_\_\_\_ ① Very satisfied  
 \_\_\_\_ ② Somewhat satisfied  
 \_\_\_\_ ③ Neither satisfied nor dissatisfied  
 \_\_\_\_ ④ Somewhat dissatisfied  
 \_\_\_\_ ⑤ Very dissatisfied  
 \_\_\_\_ (8) DON'T KNOW

**RANK**

21. In our society there are groups which tend to be towards the top and groups which tend to be towards the bottom. Below is a scale that runs from top (10) to bottom (1). Where would you put yourself now on this scale?

SHOW  
CARD

Bottom

Top

DK

\_\_\_\_ ① \_\_\_\_ ② \_\_\_\_ ③ \_\_\_\_ ④ \_\_\_\_ ⑤ \_\_\_\_ ⑥ \_\_\_\_ ⑦ \_\_\_\_ ⑧ \_\_\_\_ ⑨ \_\_\_\_ ⑩ \_\_\_\_ (88) \_\_\_\_

**COMGEN**

22. As you realize, older people used to live in the same house with their adult children. Do you think it is desirable or undesirable?

- \_\_\_\_ ① Desirable  
 \_\_\_\_ ② Undesirable  
 \_\_\_\_ (3) DEPENDS  
 \_\_\_\_ (8) DON'T KNOW



**FINRELA**

23. Compared to South Korean families in general, would you say your family income is -- far above average above average, average, below average, or far below average?

- \_\_\_ ① Far above average                      \_\_\_ ④ Below average  
 \_\_\_ ② Above average                         \_\_\_ ⑤ Far below average  
 \_\_\_ ③ Average                                 \_\_\_ (8) DON'T KNOW

**PARSOL**

24. Compared to your parents when they were the age you are now, do you think your own standard of living now is much better, somewhat better, about the same, somewhat worse, or much worse than theirs was?

- \_\_\_ ① Much better                              \_\_\_ ④ Somewhat worse  
 \_\_\_ ② Somewhat better                        \_\_\_ ⑤ Much worse  
 \_\_\_ ③ About the same                         \_\_\_ (8) DON'T KNOW

**KIDSOLO6**

25. When your children reach the age you are now, do you think their standard of living will be much better, somewhat better, about the same, somewhat worse, or much worse than yours? Please answer questions even if you don't have children.

- \_\_\_ ① Much better                              \_\_\_ ④ Somewhat worse  
 \_\_\_ ② Somewhat better                        \_\_\_ ⑤ Much worse  
 \_\_\_ ③ About the same                         \_\_\_ (8) DON'T KNOW

**APPCSXB**

26. If you were to have only one child, would you prefer a boy or a girl?

- \_\_\_ ① Boy                      \_\_\_ ② Girl                      \_\_\_ (3) No preference

**IDLCHDN14**

27. What do you think is the ideal number of children for a family to have?

- \_\_\_ ① 0                      \_\_\_ ② 2                      \_\_\_ ④ 4  
 \_\_\_ ① 1                      \_\_\_ ③ 3                      \_\_\_ ⑤ more than 5 (Specify:                      )

**URBRURAL**

28. Which of the categories below comes closest to the type of place you are living in now?

- \_\_\_ ① A big city                      \_\_\_ ③ A small city or a town                      \_\_\_ ⑤ A farm or home in the country  
 \_\_\_ ② The suburbs or outskirts of a big city                      \_\_\_ ④ A country village                      \_\_\_ (8) DON'T KNOW

**ATTEND**

29. How often do you attend religious services?

- \_\_\_ (01) A few times a week                      \_\_\_ (06) Once a year  
 \_\_\_ (02) Once a week                              \_\_\_ (07) Less than once a year  
 \_\_\_ (03) Two or three times a month                      \_\_\_ (08) NEVER  
 \_\_\_ (04) Once a month                              \_\_\_ (88) DON'T KNOW  
 \_\_\_ (05) Several times a year

**RELIG**

30. What is your religion?

- \_\_\_ ① Buddhism                                      \_\_\_ ④ No religion (GO TO Q.31)  
 \_\_\_ ② Protestant                                    \_\_\_ (77) OTHER (SPECIFY                      )  
 \_\_\_ ③ Catholic

**RELITEN (IF YOU HAVE A RELIGION)**

30.1 Do you call yourself a strong, or not a very strong follower of your religion?

- \_\_\_ ① Strong    \_\_\_ ③ Not very strong  
 \_\_\_ ② Somewhat strong                              \_\_\_ (8) DON'T KNOW



**TERROR**

31. How likely do you think you could be victimized when you walk alone during the night in your village?

SHOW  
CARDNot likely  
at allHighly  
likely

\_\_\_0 \_\_\_1 \_\_\_2 \_\_\_3 \_\_\_4 \_\_\_5 \_\_\_6 \_\_\_7 \_\_\_8 \_\_\_9 \_\_\_10

**FINALTER**

32. During the last few years, has the financial situation of your household been getting much better, somewhat better, stayed the same, somewhat worse, or much worse?

\_\_\_ ① Much better

\_\_\_ ④ Somewhat worse

\_\_\_ ② Somewhat better

\_\_\_ ⑤ Much worse

\_\_\_ ③ Stayed the same

\_\_\_ ⑧ DON'T KNOW

**FINPROS**

33. Within the next 10 years, do you think the financial situation of your household will be getting much better, somewhat better, about the same, somewhat worse, or much worse than now?

\_\_\_ ① Much better

\_\_\_ ④ Somewhat worse

\_\_\_ ② Somewhat better

\_\_\_ ⑤ Much worse

\_\_\_ ③ About the same

\_\_\_ ⑧ DON'T KNOW

**KRPROUD**

34. How proud are you of being South Korean?

\_\_\_ ① Very proud

\_\_\_ ③ Not very proud

\_\_\_ ⑧ DON'T KNOW

\_\_\_ ② Somewhat proud

\_\_\_ ④ Not proud at all

**ELDAGE**

35. What do you think about the age group, in general, to which the term, elderly, can be applied?

SHOW  
CARD

\_\_\_ ① 40~44

\_\_\_ ⑧ 75~79

\_\_\_ ② 45~49

\_\_\_ ⑨ 80~84

\_\_\_ ③ 50~54

\_\_\_ ⑩ 85~89

\_\_\_ ④ 55~59

\_\_\_ ⑪ 90~94

\_\_\_ ⑤ 60~64

\_\_\_ ⑫ 95~99

\_\_\_ ⑥ 65~69

\_\_\_ ⑬ 100 yrs. old or over

\_\_\_ ⑦ 70~74

**BESTAGE**

36. What do you think the best time is for a person in his/her life?

SHOW  
CARD

\_\_\_ ① Less than 10 yrs.

\_\_\_ ⑦ 60's

\_\_\_ ② 10's

\_\_\_ ⑧ 70's

\_\_\_ ③ 20's

\_\_\_ ⑨ 80's

\_\_\_ ④ 30's

\_\_\_ ⑩ 90's

\_\_\_ ⑤ 40's

\_\_\_ ⑪ 100 yrs. old or over

\_\_\_ ⑥ 50's

37. Do you think it wrong or not wrong if...?

SHOW  
CARDAlways  
wrongAlmost  
always  
wrongWrong only  
sometimesNot wrong  
at all

SEXATT1 1) A man and a woman have sexual relations before marriage

\_\_\_ ① \_\_\_

\_\_\_ ② \_\_\_

\_\_\_ ③ \_\_\_

\_\_\_ ④ \_\_\_

SEXATT2 2) A married person having sexual relations with someone other than his/her husband or wife

\_\_\_ ① \_\_\_

\_\_\_ ② \_\_\_

\_\_\_ ③ \_\_\_

\_\_\_ ④ \_\_\_

SEXATT3 3) Sexual relations between two adults of the same sex

\_\_\_ ① \_\_\_

\_\_\_ ② \_\_\_

\_\_\_ ③ \_\_\_

\_\_\_ ④ \_\_\_

**ODACURR**

38. Korea is now providing 0.07-0.1 percent (0.6-0.9 trillion won, or 14,000-20,000 won per capita) of the gross annual national income for the ODA (overseas development assistance). What do you think about this amount?

Probing

\_\_\_ ① Too much

\_\_\_ ④ Somewhat little

\_\_\_ ② Somewhat much

\_\_\_ ⑤ Too little

\_\_\_ ③ About the right

\_\_\_ ⑧ Don't know



**ODAINCR**

39. Korean government recently announced increasing the amount of ODA, in accordance with the interenational trend, up to 0.25 percent of the gross annual national income until 2015. What do you think about it?

SHOW  
CARD

\_\_\_ ① Increase further more

\_\_\_ ④ Decrease the current amount

\_\_\_ ② The amount is appropriate

\_\_\_ ⑤ Do not provide any ODA at all

Probing

\_\_\_ ③ Maintain the current amount

**JUSTPAY**

40. Is your pay just? We are not asking about how much you would like to earn - but what you feel is just given your skills and effort. If you are not working now, please tell about your last job.

SHOW  
CARD

\_\_\_ ① Much less than is just

\_\_\_ ④ A little more than is just

\_\_\_ ② A little less than is just

\_\_\_ ⑤ Much more than is just

\_\_\_ ③ About just for me

\_\_\_ (8) CAN'T CHOOSE

\_\_\_ (9) NEVER HAD A JOB

41. How fair or unfair do you feel about the rewards you receive from the Korea society when considering each of your followings?

SHOW  
CARD

Compared to your ...

Very fair	Somewhat fair	Neither fair nor unfair	Somewhat unfair	Very unfair
-----------	---------------	-------------------------	-----------------	-------------

KRDJ1 1) Intelligence (ability)

\_\_\_ ① \_\_\_ ② \_\_\_ ③ \_\_\_ ④ \_\_\_ ⑤

KRDJ2 2) Job skills

\_\_\_ ① \_\_\_ ② \_\_\_ ③ \_\_\_ ④ \_\_\_ ⑤

KRDJ3 3) Efforts

\_\_\_ ① \_\_\_ ② \_\_\_ ③ \_\_\_ ④ \_\_\_ ⑤

KRDJ4 4) Educational attainment

\_\_\_ ① \_\_\_ ② \_\_\_ ③ \_\_\_ ④ \_\_\_ ⑤

KRDJ5 5) Careers

\_\_\_ ① \_\_\_ ② \_\_\_ ③ \_\_\_ ④ \_\_\_ ⑤

42. Please indicate the extent to which you agree or disagree that each of the followings actually occurs when important decisions are made in the Korean society.

SHOW  
CARD

Strongly agree	Agree	Neither agree nor disagree	Disagree	Strongly disagree
----------------	-------	----------------------------	----------	-------------------

KRPJ1 1) The decision making is influenced by social connections tied to schools, hometowns, and kinships

\_\_\_ ① \_\_\_ ② \_\_\_ ③ \_\_\_ ④ \_\_\_ ⑤

KRPJ2 2) The decision making is affected by decision makers' prejudices and sentiments

\_\_\_ ① \_\_\_ ② \_\_\_ ③ \_\_\_ ④ \_\_\_ ⑤

KRPJ3 3) The rules and principles of decision making are not consistent

\_\_\_ ① \_\_\_ ② \_\_\_ ③ \_\_\_ ④ \_\_\_ ⑤

KRPJ4 4) The decision making is influenced by external power or private patrons' "pulls" and "politics"

\_\_\_ ① \_\_\_ ② \_\_\_ ③ \_\_\_ ④ \_\_\_ ⑤

KRPJ5 5) Fails to listen to the opinions of most people who are affected by the decisions

\_\_\_ ① \_\_\_ ② \_\_\_ ③ \_\_\_ ④ \_\_\_ ⑤

KRPJ6 6) Fails to collect enough information for quality decision

\_\_\_ ① \_\_\_ ② \_\_\_ ③ \_\_\_ ④ \_\_\_ ⑤

43. To what extent do you agree or disagree that each of the following things is done after some important decisions are made in Korean society?

SHOW  
CARD

Strongly agree	Agree	Neither agree nor disagree	Disagree	Strongly disagree
----------------	-------	----------------------------	----------	-------------------

KRDCAFT1 1) Informs people of the content of the decisions

\_\_\_ ① \_\_\_ ② \_\_\_ ③ \_\_\_ ④ \_\_\_ ⑤

KRDCAFT2 2) Informs people of the process decisions are made

\_\_\_ ① \_\_\_ ② \_\_\_ ③ \_\_\_ ④ \_\_\_ ⑤

KRDCAFT3 3) Explains potential consequences of the decisions upon the people

\_\_\_ ① \_\_\_ ② \_\_\_ ③ \_\_\_ ④ \_\_\_ ⑤

KRDCAFT4 4) Takes complementary measures for those people who would be disadvantaged by the decisions

\_\_\_ ① \_\_\_ ② \_\_\_ ③ \_\_\_ ④ \_\_\_ ⑤



44. Listed below are various areas of government spending. Please show whether you would like to see more or less government spending in each area. Remember that if you say "much more", it might require a tax increase to pay for it.

SHOW CARD		Spend much more	Spend more	Spend the same as now	Spend less	Spend much less	CAN'T CHOOSE
GOVSPD1	1) The environment	①	②	③	④	⑤	(8)
GOVSPD2	2) Health	①	②	③	④	⑤	(8)
GOVSPD3	3) The police and law enforcement	①	②	③	④	⑤	(8)
GOVSPD4	4) Education	①	②	③	④	⑤	(8)
GOVSPD5	5) The military and defence	①	②	③	④	⑤	(8)
GOVSPD6	6) Old age pensions	①	②	③	④	⑤	(8)
GOVSPD7	7) Unemployment benefit	①	②	③	④	⑤	(8)
GOVSPD8	8) Culture and the arts	①	②	③	④	⑤	(8)

45. How would you describe yourself as a person ...

SHOW CARD		Strongly agree	Agree	Disagree	Strongly disagree	CAN'T CHOOSE
WKNOREST	1) I work hard to complete my daily tasks, even if I am slightly sick or when there is another legitimate reason for taking a break.	①	②	③	④	(8)
WKNOLIKE	2) I perform to the best of my ability even on a task that I do not like.	①	②	③	④	(8)
WKNORSLT	3) I work hard to maintain my performance on a task, even if the task takes a long time to start producing any results.	①	②	③	④	(8)

46. We would like to ask about the area 1km (approximately 15 minutes on foot) around your home. To what extent do you agree or disagree with each of the following statements?

SHOW CARD		Strongly agree	Somewhat agree	Neither agree nor disagree	Somewhat disagree	Strongly disagree
GOOD2WLK	1) The neighborhood is suitable for doing exercise such as jogging or walking	①	②	③	④	⑤
FRESHVEG	2) A large selection of fresh fruits and/or vegetable is available in the neighborhood	①	②	③	④	⑤
FACILITY	3) The neighborhood has adequate public facilities (community center, library, park, etc.)	①	②	③	④	⑤
SAFE	4) The neighborhood is safe	①	②	③	④	⑤
CARES	5) The neighbors are mutually concerned for each other	①	②	③	④	⑤
WILNGHLP	6) The neighbors are willing to provide assistance when I am in need	①	②	③	④	⑤

※ Next, I'm going to ask about your family.

#### KIDNUMIO

47. How many children (sons and daughters) have you had? Please include those who are living together with you or not and also include those who were born by natural birth or who were adopted (Don't include, however, those who are deceased).

Total: \_\_\_\_\_ (00) NONE

--	--

#### HOMPOP

48. How many family members, including yourself, live at your residence? Do not include those who are temporarily living elsewhere due to schooling, employment, military service, etc.

NUMBER OF FAMILY MEMBERS LIVING WITH RESPONDENT: \_\_\_\_\_

--	--

#### SEPAPOP

49. Are there any family members who are living somewhere else due to schooling, employment, military service, etc? (If there are) How many such persons are there?

NUMBER OF FAMILY MEMBERS LIVING AWAY FROM RESPONDENT: \_\_\_\_\_ (00) NONE

--	--

#### UNRELAT

50. How many persons live in your house who are not your family members (e.g., friends, partner, etc.)?

NUMBER OF NON-FAMILY MEMBERS LIVING WITH RESPONDENT: \_\_\_\_\_ (00) NONE

--	--



51. I would like to ask about your relationship with your family members. Family members include those living in your house, living somewhere else, and those who are not blood-related to you but live in your house. Please answer the following questions accordingly.

(WRITE DOWN THE PERSON'S RELATIONSHIP TO THE RESPONDENT FIRST, AND THEN ASK THE PERSON'S SEX, AGE, MARITAL STATUS, CO-RESIDENCE STATUS, THE REASON FOR LIVING ELSEWHERE, EMPLOYMENT STATUS, AND THE REASON FOR NOT WORKING. MAKE SURE TO ASK ABOUT EACH AND EVERYONE COUNTED IN QUESTIONS 48, 49 AND 50 ABOVE.)

- 1) Relation to respondent
- 2) Is [PERSON] male or female?
- 3) How old is [PERSON]?
- 4) Is [PERSON] now married, widowed, divorced, separated, cohabiting, or never married?
- 5) Is [PERSON] living in your house, or is [PERSON] staying somewhere else?
- 6) (IF [PERSON] IS TEMPORARILY STAYING ELSEWHERE) What is the primary reason for not living together?
- 7) Is [PERSON] currently working for pay?
- 8) (IF NOT WORKING) What is the primary reason for not working?

SERIAL NO	1) Relation to respondent		2) Sex		3) Age	4) Marital status		5) Co-Residence Status				7) Employment status			
	Relation	Code	① M	② F		Status	Code	① Living together	② Not living together	6) Reason for not living together		① Employed	② Not employed	8) Reason for not working	
										Reason	Code			Reason	Code
1	RELATE		SEX		AGE	MARITAL		AWAY		WHYAWY		EMPLY		WHYNOE	
2	RELATE2		GENDER2		OLD2	MAR2		AWAY2		WHYAWY2		EMPLY2		WHYNOE2	
3	RELATE3		GENDER3		OLD3	MAR3		AWAY3		WHYAWY3		EMPLY3		WHYNOE3	
4	RELATE4		GENDER4		OLD4	MAR4		AWAY4		WHYAWY4		EMPLY4		WHYNOE4	
5	RELATE5		GENDER5		OLD5	MAR5		AWAY5		WHYAWY5		EMPLY5		WHYNOE5	
6	RELATE6		GENDER6		OLD6	MAR6		AWAY6		WHYAWY6		EMPLY6		WHYNOE6	
7	RELATE7		GENDER7		OLD7	MAR7		AWAY7		WHYAWY7		EMPLY7		WHYNOE7	
8	RELATE8		GENDER8		OLD8	MAR8		AWAY8		WHYAWY8		EMPLY8		WHYNOE8	
9	RELATE9		GENDER9		OLD9	MAR9		AWAY9		WHYAWY9		EMPLY9		WHYNOE9	
10	RELATE10		GENDER10		OLD10	MAR10		AWAY10		WHYAWY10		EMPLY10		WHYNOE10	

《 CODE LISTS 》

1) Relation to respondent	4) Marital status	6) Reasons for living elsewhere	8) Reasons for not working
(01) Respondent (11) Grand child (21) Parent's sibling (02) Spouse (12) Grand child's (22) Friend (03) 1st child spouse (23) Boarder (04) 2nd child (13) Parent (24) Housemaid (05) 3rd child (14) Spouse's parent (25) Partner (06) 4th child (15) Sibling (26) Care provider (07) 5th child (16) Spouse's sibling (27) OTHER (08) 6th child (17) Grand parent (SPECIFY: _____) (09) 7th child (18) Nephew/Niece (10) Child's spouse (19) Cousin (20) Sibling's spouse	① Married ② Widowed ③ Divorced ④ Separated ⑤ Never married ⑥ Cohabiting	(01) Schooling (02) Employment (03) Military service (04) Respondent's schooling (05) Respondent's employment (77) OTHER (SPECIFY: _____)	(01) Below school age (11) Searching for job (02) In school (12) Studying (03) Staying at home (13) In the army (04) Old age (14) Business Failure (05) Illness (15) Do not want to (06) Disabled get a job (07) Temporarily not (17) Religious Belief working (18) To Take care of (08) Unemployed family (09) Retired (19) Can't get a job (10) Retired under the (77) OTHER age limit (SPECIFY: _____)

HHWHO / HDHEAD / HHSEX / HHAGE / HHMARI / HHAWAY / HHWHYAWY / HHEMPY / HHWHYNOE

52. Who is the household head?

(WRITE DOWN THE SERIAL NUMBER AND RELATION TO THE RESPONDENT FROM THE ABOVE TABLE)

RELATION TO RESPONDENT: \_\_\_\_\_ SERIAL NUMBER: \_\_\_\_\_

--	--	--	--	--	--



※ Now, I would like to ask you about how much education you and your family members have received.

**EDUC**

53. What is the highest level of school you have attended?

____ (00) NO FORMAL SCHOOL ____ (08) OTHERS (EX. SEODANG)  ▼	____ (01) Elementary school ____ (02) Junior high school ____ (03) High school		____ (04) Junior college(Two or three-year course) ____ (05) College (Four-year course) ____ (06) Graduate school (Masters) ____ (07) Graduate school (PhD)		[ ] [ ]  [ ]  [ ] [ ]
	▼				
	<b>GRADUATE</b> 53.1 Did you graduate from this school, or are you currently attending?				
	____ ① Graduated  ▼		____ ② Dropped out ▼ <b>DROPYR</b> 53.2 In what grade did you drop out? _____ GRADE		

**SPEDUC**

54. What is the highest level of school your spouse has attended?

____ (99) NO SPOUSE ____ (00) NO FORMAL SCHOOL ____ (08) OTHERS (EX. SEODANG)  ▼	____ (01) Elementary school ____ (02) Junior high school ____ (03) High school		____ (04) Junior college(Two or three-year course) ____ (05) College (Four-year course) ____ (06) Graduate school (Masters) ____ (07) Graduate school (PhD)		[ ] [ ]  [ ]  [ ] [ ]
	▼				
	<b>SPGRAD</b> 54.1 Did your spouse graduate from this school, or is s/he currently attending?				
	____ ① Graduated  ▼		____ ② Dropped out ▼ <b>SPDROPYR</b> 54.2 In what grade did s/he drop out? _____ GRADE		

**PAGEDUC**

55. What is the highest level of school your father has attended?

____ (00) NO FORMAL SCHOOL ____ (08) OTHERS (EX. SEODANG) ____ (88) DONT KNOW  ▼	____ (01) Elementary school ____ (02) Junior high school ____ (03) High school		____ (04) Junior college(Two or three-year course) ____ (05) College (Four-year course) ____ (06) Graduate school (Masters) ____ (07) Graduate school (PhD)		[ ] [ ]  [ ]  [ ] [ ]
	▼				
	<b>PAGRAD</b> 55.1 Did your father graduate from this school, or is he currently attending?				
	____ ① Graduated  ▼		____ ② Dropped out ▼ <b>PADROPYR</b> 55.2 In what grade did he drop out? _____ GRADE		

**MAEDUC**

56. What is the highest level of school your mother has attended?

____ (00) NO FORMAL SCHOOL ____ (08) OTHERS (EX. SEODANG) ____ (88) DONT KNOW  ▼	____ (01) Elementary school ____ (02) Junior high school ____ (03) High school		____ (04) Junior college(Two or three-year course) ____ (05) College (Four-year course) ____ (06) Graduate school (Masters) ____ (07) Graduate school (Ph. D)		[ ] [ ]  [ ]  [ ] [ ]
	▼				
	<b>MAGRAD</b> 56.1 Did your mother graduate from this school, or is she currently attending?				
	____ ① Graduated  ▼		____ ② Dropped out ▼ <b>MADROPYR</b> 56.2 In what grade did she drop out? _____ GRADE		



※ Next, I am going to ask about your main job.

INCMR

57. Do you have a job that provides income?

<p style="text-align: right;">① Yes <input checked="" type="checkbox"/></p> <p><b>EMPED</b> 57.1 Do you work for someone else?</p> <hr/> <p style="text-align: right;">① Yes <input checked="" type="checkbox"/></p> <p><b>WGSTAT</b> 57.2 What is your employment status?          _____ ① Regular employee          _____ ② Temporary employee          _____ ③ Day labor</p> <p><b>WGPTFL</b> 57.3 Are you working part time or full time?          _____ ① Part-time _____ ② Full-time</p> <p><b>WGWKHR</b> 57.4 How many hours a week do you work on average?          _____ Hours          (888) DON'T KNOW</p> <p><b>WGSTAB</b> 57.5 Is it possible to keep this job as long as you want?          _____ ① Yes _____ ② No          (8) DON'T KNOW</p> <p><b>WGSECT</b> 57.6 Are you employed by the government, a publicly owned firm, a private firm, or a non-profit organization?          _____ ① Government          _____ ② Publicly owned firm          _____ ③ Private firm          _____ ④ Non-profit organization</p> <p><b>WGUNN</b> 57.7 Are you a union member?          _____ ① Yes _____ ② No          (GO TO Q57.7.1)</p> <p><b>WGUNNP (IF NOT UNION MEMBER)</b> 57.7.1 Were you a member of trade union before?          _____ ① Yes _____ ② No</p> <p><b>WGNOEMP</b> 57.8. How many people are working in your company? Please don't count people working in the headquarters or branches located in other area, and include part-time workers, too, in your company.          (01) 1-4    (04) 20-49    (07) 300-499          (02) 5-9    (05) 50-99    (08) 500-999          (03) 10-19    (06) 100-299    (09) 1,000+          (88) DON'T KNOW <input checked="" type="checkbox"/></p>	<p style="text-align: right;">② No <input checked="" type="checkbox"/></p> <p><b>UNSRCH</b> 57.16 Over the last 7 days, did you actively look for a job?          _____ ① Yes          _____ ② No</p> <p><b>UNXTINC</b> 57.17 Do you have any sources of income? This interest or dividends, rent, social security, other pensions, alimony or child support, public aid (welfare), and armed forces or veteran's allotment'.          _____ ① Yes _____ ② No          (GO TO Q 57.18)</p> <p><b>UNXTINCO / UNXTINCM</b> Monthly Average Income: _____          MAN(10,000)WON (CODE NO.:)          (88) DON'T KNOW</p> <p><b>UNWKEX</b> 57.18 Have you ever had a paid job?          _____ ① Yes          _____ ② No (GO TO Q 59)</p> <p><b>UNSTAT</b> 57.19 What type of job did you have at that time?          _____ ① Worked for government          _____ ② Worked for publicly owned firm          _____ ③ Worked for private firm          _____ ④ Worked for non-profit organization          _____ ⑤ Worked for family without being paid          _____ ⑥ Self-employed with no employees          _____ ⑦ Self-employed with employees          (GO TO Q57.19.1)</p> <p><b>UNNOHI</b> 57.19.1 How many employees did you employ?          NUMBER OF EMPLOYEES: _____</p> <p><b>UNSUBO</b> 57.20 Did you have any subordinates in your workplace whom you directly managed and supervised?          _____ ① Yes _____ ② No</p> <p><b>UNWKHR</b> 57.21 How many hours a week did you work on average?          _____ Hours          (888) DON'T KNOW</p>
---	--

**NUMSUP**  
57.13.1 How many subordinates do you have in your workplace whom you manage and supervise? \_\_\_\_\_ persons (IF NOT HAVE, GO TO Q50.14)

**EMSUBO**  
57.13.2 Do you have any subordinates in your workplace whom you directly manage and supervise?  
 \_\_\_\_\_ ① Yes \_\_\_\_\_ ② No \_\_\_\_\_ (8) DON'T KNOW

**RINCOMO / RINCOME**  
57.14 Before taxes and other deductions, what is your total monthly average income from this job? This includes your base pay, bonuses, and other allowances. (IF THE RESPONDENT DOES NOT HAVE A REGULAR MONTHLY INCOME (EX. FARMER), THEN DIVIDE THE ESTIMATED ANNUAL INCOME BY 12.)  
 ABOUT \_\_\_\_\_ MAN(10,000) WON (CODE NO.: \_\_\_\_\_)  
 (88) DON'T KNOW \_\_\_\_\_ (77) Refusal

**RXTINC / RXTINCO / RXTINCM**  
57.15 Beside income from your main job, do you have other sources of income? This includes interest or dividends, rent, social security, other pensions, alimony or child support, public aid (welfare), and armed forces or veteran's allotment'. If any, what is your monthly average income?  
 \_\_\_\_\_ ① Yes \_\_\_\_\_ ② No (GO TO Q.58)

Other Monthly Average Income: \_\_\_\_\_ MAN(10,000) WON (CODE NO.: \_\_\_\_\_)  
 (88) DON'T KNOW

INDUSTRY / INDUS08 / OCC / OCC08

58. What kind of work do you normally do? What do you actually do in that job? If currently not working, tell me about your last job.

58.1. INDUSTRY: \_\_\_\_\_

58.2. OCCUPATION: \_\_\_\_\_

58.3. Job Description: \_\_\_\_\_



※ Next, I am going to ask about your spouse's main job.

SPINCMR

59. Does your spouse have a job that provides income? (9) NO SPOUSE (GO TO Q.60)

<p style="text-align: center;">① Yes <input type="checkbox"/></p> <p><b>SPEMPED</b> 59.1 Does your spouse work for someone else?</p> <p style="text-align: center;">① Yes <input type="checkbox"/>      ② No <input type="checkbox"/></p> <p><b>SPWGSTAT</b> 59.2 What is your spouse's employment status?          ____ ① Regular employee          ____ ② Temporary employee          ____ ③ Day labor</p> <p><b>SPWGPTFL</b> 59.3 Is your spouse working part time or full time?          ____ ① Part-time ____ ② Full-time</p> <p><b>SPWGWKHR</b> 59.4 How many hours a week does your spouse work on average?          ____ Hours          ____ (888) DON'T KNOW</p> <p><b>SPWGSTAB</b> 59.5 Is it possible for your spouse to keep this job as long as s/he wants?          ____ ① Yes ____ ② No          ____ (8) DON'T KNOW</p> <p><b>SPWGSECT</b> 59.6 Is your spouse employed by the government, a publicly owned firm, a private firm, or a non-profit organization?          ____ ① Government          ____ ② Publicly owned firm          ____ ③ Private firm          ____ ④ Non-profit organization</p> <p><b>SPWGUNN</b> 59.7 Is your spouse a union member?          ____ ① Yes          ____ ② No (GO TO Q59.7.1)  <b>SPWGUNNP</b>          (IF NOT UNION MEMBER)          59.7.1 Was your spouse a member of trade union before?          ____ ① Yes ____ ② No</p>	<p style="text-align: center;">② No <input type="checkbox"/></p> <p><b>SPUNSRCH</b> 59.14 Over the last 7 days, did your spouse actively look for a job?          ____ ① Yes          ____ ② No</p> <p><b>SPUNXTN/SPUNXTNO/SPUNXTNM</b> 59.15 Does your spouse have any sources of income? This interest or dividends, rent, social security, other pensions, alimony or child support, public aid (welfare), and armed forces or veteran's allotment'.          ____ ① Yes ____ ② No          ____ (GO TO Q.59.16)</p> <p><b>MAN(10,000)WON (CODE NO.:)</b>          ____ (88) DON'T KNOW</p> <p><b>SPUNWKEX</b> 59.16 Has your spouse ever had a paid job?          ____ ① Yes          ____ ② No (GO TO Q.61)</p> <p><b>SPUNSTAT</b> 59.17 What type of job did your spouse have at that time?          ____ ① Worked for government          ____ ② Worked for publicly owned firm          ____ ③ Worked for private firm          ____ ④ Worked for non-profit organization          ____ ⑤ Worked for family without being paid          ____ ⑥ Self-employed with no employees          ____ ⑦ Self-employed with employees          ____ (GO TO Q.59.17.1)</p> <p><b>SPUNNOHI</b> 59.17.1 How many employees did your spouse employ?  <b>NUMBER OF EMPLOYEES:</b> ____          ____ (888) DON'T KNOW</p> <p><b>SPUNSUBO</b> 59.18 Did your spouse have any subordinates in the workplace whom s/he directly managed and supervised?          ____ ① Yes ____ ② No          ____ (8) DON'T KNOW</p> <p><b>SPUNWKHR</b> 59.19 How many hours a week did your spouse work on average?          ____ Hours          ____ (888) DON'T KNOW</p>
<p><b>SPNUMSUP</b> 59.11.1 How many subordinates does your spouse have in the workplace whom s/he manages and supervises?          ____ persons (IF NOT HAVE, GO TO Q59.12)</p> <p><b>SPEMSUBO</b> 59.11.2 Does your spouse have any subordinates in the workplace whom s/he directly manages and supervises?          ____ ① Yes ____ ② No ____ (8) DON'T KNOW</p> <p><b>SPINCOMO / SPINCOME</b> 59.12 Before taxes and other deductions, what is your spouse's total monthly average income from this job? This includes his/her base pay, bonuses, and other allowances. (IF THE RESPONDENT'S SPOUSE DOES NOT HAVE A REGULAR MONTHLY INCOME (EX. FARMER), THEN DIVIDE THE ESTIMATED ANNUAL INCOME BY 12)          ABOUT ____ MAN(10,000) WON (CODE NO.: ____)          ____ (88) DON'T KNOW</p> <p><b>SPXTINC / SPXTINCO / SPXTINCM</b> 59.13 Beside income from the main job of your spouse, does your spouse have other sources of income? This includes interest or dividends, rent, social security, other pensions, alimony or child support, public aid (welfare), and armed forces or veteran's allotment'. If any, what is his/her monthly average income?          ____ ① Yes ____ ② No (GO TO Q.60)</p> <p><b>Other Monthly Average Income:</b> ____ MAN(10,000) WON (CODE NO.: ____)          ____ (88) DON'T KNOW</p>	

SPIND(SPINDO8) / SPOCC(SPOCCO8)

60. What kind of work does your spouse normally do? What does s/he actually do in that job? If currently not working, tell me about his/her last job.

60.1. **INDUSTRY:** \_\_\_\_\_

60.2. **OCCUPATION:** \_\_\_\_\_

60.3. **Job Description:** \_\_\_\_\_



**INCOMO / INCOME**

61. What is the approximate total monthly income of your household before tax deductions? Please include the income of all household members, including yourself, such as employment income, interest, property and rental income, pensions, various subsidies, or personal financial support received from others. **(For agricultural income or similar, divide the annual income by 12 to enter the monthly amount, and be sure to account for the income of all household members listed in questions 48, 49, and 50, whether they live with you or not. However, exclude household members who do not share finances.)**

APPROXIMATELY: \_\_\_\_\_ MAN(10,000) WON (CODE NUMBER: \_\_\_\_\_) \_\_\_\_ (88) DON'T KNOW \_\_\_\_ (77) Refusal

--	--	--	--	--	--	--	--	--	--

※ Next, I would like to ask you about people's rights and duties.

62. There are different opinions as to what it takes to be a good citizen. As far as you are concerned personally on a scale of 1 to 7, where 1 is not at all important and 7 is very important, how important is it?

SHOW CARD		Not at all Import ant						very Import ant	CAN'T CHOOSE
<b>VOTEELEC</b>	1) Always to vote in elections	—①—	—②—	—③—	—④—	—⑤—	—⑥—	—⑦—	—⑧—
<b>PAYTAXES</b>	2) Never to try to evade taxes	—①—	—②—	—③—	—④—	—⑤—	—⑥—	—⑦—	—⑧—
<b>OBEYLAWS</b>	3) Always to obey laws and regulations	—①—	—②—	—③—	—④—	—⑤—	—⑥—	—⑦—	—⑧—
<b>WATCHGOV</b>	4) To keep watch on the actions of government	—①—	—②—	—③—	—④—	—⑤—	—⑥—	—⑦—	—⑧—
<b>ACTASSOC</b>	5) To be active in social or political associations	—①—	—②—	—③—	—④—	—⑤—	—⑥—	—⑦—	—⑧—
<b>OTHREASN</b>	6) To try to understand the reasoning of people with other opinions	—①—	—②—	—③—	—④—	—⑤—	—⑥—	—⑦—	—⑧—
<b>BUYPOL</b>	7) To choose products for political, ethical or environmental reasons, even if they cost a bit more	—①—	—②—	—③—	—④—	—⑤—	—⑥—	—⑦—	—⑧—
<b>HELPKR</b>	8) To help people in South Korea who are worse off than yourself	—①—	—②—	—③—	—④—	—⑤—	—⑥—	—⑦—	—⑧—
<b>HELPPWRLD</b>	9) To help people in the rest of the world who are worse off than yourself	—①—	—②—	—③—	—④—	—⑤—	—⑥—	—⑦—	—⑧—

**RELMEET**

63. Should religious extremists be allowed to hold public meetings?

Probing	① Should definitely be allowed	② Should probably be allowed	③ Should probably not be allowed	④ Should definitely not be allowed	⑧ CAN'T CHOOSE
	___	___	___	___	<input type="checkbox"/>

**REVMEET**

64. Should people who want to overthrow the government by force be allowed to hold public meetings?

___ ① Should definitely be allowed	___ ③ Should probably not be allowed	<input type="checkbox"/>
___ ② Should probably be allowed	___ ④ Should definitely not be allowed	
___ ⑧ CAN'T CHOOSE		

**RACMEET**

65. Should people prejudiced against any racial or ethnic group be allowed to hold public meetings?

___ ① Should definitely be allowed	___ ③ Should probably not be allowed	<input type="checkbox"/>
___ ② Should probably be allowed	___ ④ Should definitely not be allowed	
___ ⑧ CAN'T CHOOSE		



66. Here are some different forms of political and social actions that people can take. Please indicate, for each one, whether you have done any of these things in the past year. If you have not done it, please indicate whether you might do it or not.

SHOW CARD		Have done it in the past year	Have done it in the more distant past	Have not done it but might do it	Have not done it and would never do it	CAN'T CHOOSE
Probing	<b>SIGNPET</b> 1) Signed a petition	___①___	___②___	___③___	___④___	___(8)___
	<b>AVOIDBUY</b> 2) Boycotted, or deliberately bought, certain products for political, ethical or environmental reasons	___①___	___②___	___③___	___④___	___(8)___
	<b>JOINDEM</b> 3) Took part in a demonstration	___①___	___②___	___③___	___④___	___(8)___
	<b>ATTRALLY</b> 4) Attended a political meeting or rally	___①___	___②___	___③___	___④___	___(8)___
	<b>CNTCTGOV</b> 5) contacted, or attempted to contact, a politician or a civil servant to express your views	___①___	___②___	___③___	___④___	___(8)___
<b>POLFUNDS</b> 6) Donated money or raised funds for a social or political activity	___①___	___②___	___③___	___④___	___(8)___	
<b>USEMEDIA</b> 7) Contacted or appeared in the media to express your views	___①___	___②___	___③___	___④___	___(8)___	
<b>INTERPOL</b> 8) Joined an Internet forum or discussion group	___①___	___②___	___③___	___④___	___(8)___	

**MEDIAPOL**

67. How often do you use the media, including television, newspapers, radio and the internet, to get political news or information?

SHOW CARD	① Several times a day	② Once a day	③ 5-6 days a week	④ 3-4 days a week	⑤ 1-2 days a week	⑥ Less than 1 day a week	⑦ Never	⑧ Can't choose
___	___	___	___	___	___	___	___	___

**CONTACTO**

68. On average, about how many people do you have contact with in a typical week day, including people you live with. We are interested in contact on a one-to-one basis, including everyone with whom you chat, talk, or discuss matters. This can be face-to-face, by telephone, by mail, or on the internet. Please include only people you know.

SHOW CARD	① 0-4 persons	② 5-9	③ 10-19	④ 20-49	⑤ 50 or more	⑧ Can't choose
___	___	___	___	___	___	___

69. People sometimes belong to different kinds of groups or associations. For each type of group, please indicate whether you belong and actively participate, belong but don't participate, used to belong but do not any more, or have never belong to it.

SHOW CARD	Belong and actively participate	Belong but don't participate	Used to belong	Never belonged	CAN'T CHOOSE
<b>GRPPARTY</b> 1) A political party	___①___	___②___	___③___	___④___	___(8)___
<b>GRPWORK</b> 2) A trade union, business, or professional association	___①___	___②___	___③___	___④___	___(8)___
<b>GRPRELIG</b> 3) A church or other religious organization	___①___	___②___	___③___	___④___	___(8)___
<b>GRPSPTS</b> 4) A sports, leisure or cultural group	___①___	___②___	___③___	___④___	___(8)___
<b>GRPVOLAS</b> 5) Another voluntary association	___①___	___②___	___③___	___④___	___(8)___

70. There are different opinions about people's rights in a democracy. On a scale of 1 to 7, where 1 is not at all important and 7 is very important, how important is it?

SHOW CARD	Not at all Important	1	2	3	4	5	6	7 very Important	CAN'T CHOOSE
<b>SOLOK</b> 1) That all citizens have an adequate standard of living	___①___	___②___	___③___	___④___	___⑤___	___⑥___	___⑦___	___(8)___	___
<b>RGHTSMIN</b> 2) That government authorities respect and protect the rights of minorities	___①___	___②___	___③___	___④___	___⑤___	___⑥___	___⑦___	___(8)___	___
<b>POLOPTS</b> 3) That people be given more opportunities to participate in public decision-making	___①___	___②___	___③___	___④___	___⑤___	___⑥___	___⑦___	___(8)___	___
<b>OPPSEGOV</b> 4) That citizens may engage in acts of civil disobedience when they oppose government actions	___①___	___②___	___③___	___④___	___⑤___	___⑥___	___⑦___	___(8)___	___
<b>DEMRIGHT</b> 5) That governments respect democratic rights whatever the circumstances	___①___	___②___	___③___	___④___	___⑤___	___⑥___	___⑦___	___(8)___	___
<b>CITIZOUT</b> 6) That people convicted of serious crimes lose their citizen rights	___①___	___②___	___③___	___④___	___⑤___	___⑥___	___⑦___	___(8)___	___
<b>VOTRIGHT</b> 7) That long-term residents of a country, who are not citizens, have the right to vote in that country's national elections	___①___	___②___	___③___	___④___	___⑤___	___⑥___	___⑦___	___(8)___	___
<b>NOTVOTE</b> 8) That citizens have the right not to vote	___①___	___②___	___③___	___④___	___⑤___	___⑥___	___⑦___	___(8)___	___
<b>MEDPROV</b> 9) That health care be provided for everyone	___①___	___②___	___③___	___④___	___⑤___	___⑥___	___⑦___	___(8)___	___







**DISCPOL**

79. When you get together with your friends, relatives or fellow workers, how often do you discuss politics?

- \_\_\_ ① Often  
 \_\_\_ ② Sometimes  
 \_\_\_ ③ Rarely  
 \_\_\_ ④ Never  
 \_\_\_ (8) CAN'T CHOOSE

**CHNGEOTH**

80. When you hold a strong opinion about politics, how often do you try to persuade your friends, relatives or fellow workers to share your views?

- \_\_\_ ① Often  
 \_\_\_ ② Sometimes  
 \_\_\_ ③ Rarely  
 \_\_\_ ④ Never  
 \_\_\_ (8) CAN'T CHOOSE

81. To what extent do you agree or disagree with the following statements?

SHOW CARD	Strongly Agree	Agree	Neither Agree nor Disagree	Disagree	Strongly Disagree	CAN'T CHOOSE
<b>POLACTIVE</b> 1) Political parties in South Korea encourage people to become active in politics	___ ① ___	___ ② ___	___ ③ ___	___ ④ ___	___ ⑤ ___	___ (8) ___
<b>CHOICES</b> 2) Political parties in South Korea do not give voters real policy choices	___ ① ___	___ ② ___	___ ③ ___	___ ④ ___	___ ⑤ ___	___ (8) ___
<b>REFRNDMS</b> 3) Referendums are a good way to decide important political questions	___ ① ___	___ ② ___	___ ③ ___	___ ④ ___	___ ⑤ ___	___ (8) ___

**ELECVOT14**

82. Thinking of the Nationwide Local Elections held on June 4 this year, how honest was it regarding the counting and reporting of the votes?

- \_\_\_ ① Very honest  
 \_\_\_ ② Somewhat honest  
 \_\_\_ ③ Neither honest nor dishonest  
 \_\_\_ ④ Somewhat dishonest  
 \_\_\_ ⑤ Very dishonest  
 \_\_\_ (8) CAN'T CHOOSE

**ELECFAI14**

83. Thinking of the Nationwide Local Elections held on June 4 this year, how fair was it regarding the opportunities of the candidates and parties to campaign?

- \_\_\_ ① Very fair  
 \_\_\_ ② Somewhat fair  
 \_\_\_ ③ Neither fair nor unfair  
 \_\_\_ ④ Somewhat unfair  
 \_\_\_ ⑤ Very unfair  
 \_\_\_ (8) CAN'T CHOOSE

**SERVEPEO**

84. Thinking of the public service in South Korea, how committed is it to serve the people?

- \_\_\_ ① Very committed  
 \_\_\_ ② Somewhat committed  
 \_\_\_ ③ Not very committed  
 \_\_\_ ④ Not at all committed  
 \_\_\_ (8) CAN'T CHOOSE

**CORRUPTN**

85. How widespread do you think corruption is in the public service in South Korea?

- \_\_\_ ① Hardly anyone is involved  
 \_\_\_ ② A small number of people are involved  
 \_\_\_ ③ A moderate number of people are involved  
 \_\_\_ ④ A lot of people are involved  
 \_\_\_ ⑤ Almost everyone is involved  
 \_\_\_ (8) CAN'T CHOOSE

**DEMTODAY**

86. On the whole, how well do you think democracy works in South Korea today? A score of 0 indicates a very poorly working, which a score of 10 indicates a very well working.

SHOW CARD	Very Poorly											Very Well	CAN'T CHOOSE
	___ 0 ___	___ 1 ___	___ 2 ___	___ 3 ___	___ 4 ___	___ 5 ___	___ 6 ___	___ 7 ___	___ 8 ___	___ 9 ___	___ 10 ___	___ (88) ___	

**DEMIOPST**

87. And what about 10 years ago? How well did democracy work in South Korea then?

SHOW CARD	Very Poorly											Very Well	CAN'T CHOOSE
	___ 0 ___	___ 1 ___	___ 2 ___	___ 3 ___	___ 4 ___	___ 5 ___	___ 6 ___	___ 7 ___	___ 8 ___	___ 9 ___	___ 10 ___	___ (88) ___	



## DEMOFUT

88. And how about 10 years from now? How well do you think democracy will work in South Korea then?

SHOW  
CARDVery  
PoorlyVery  
WellCAN'T  
CHOOSE

\_\_\_0\_\_\_1\_\_\_2\_\_\_3\_\_\_4\_\_\_5\_\_\_6\_\_\_7\_\_\_8\_\_\_9\_\_\_10\_\_\_(88)

89. On average, how often do you:

SHOW  
CARDSeveral  
times a  
dayOnce a  
day5-6 days  
a week3-4 days  
a week1-2 days  
a weekLess than  
1 day a  
week

Never

CAN'T  
CHOOSE

POLNEW14 1) Read the political content of a newspaper

\_\_\_①\_\_\_

\_\_\_②\_\_\_

\_\_\_③\_\_\_

\_\_\_④\_\_\_

\_\_\_⑤\_\_\_

\_\_\_⑥\_\_\_

\_\_\_⑦\_\_\_

\_\_\_⑧\_\_\_

POLTV 2) Watch political news on television

\_\_\_①\_\_\_

\_\_\_②\_\_\_

\_\_\_③\_\_\_

\_\_\_④\_\_\_

\_\_\_⑤\_\_\_

\_\_\_⑥\_\_\_

\_\_\_⑦\_\_\_

\_\_\_⑧\_\_\_

POLRADIO 3) Listen to political news on the radio

\_\_\_①\_\_\_

\_\_\_②\_\_\_

\_\_\_③\_\_\_

\_\_\_④\_\_\_

\_\_\_⑤\_\_\_

\_\_\_⑥\_\_\_

\_\_\_⑦\_\_\_

\_\_\_⑧\_\_\_

POLINTER 4) Use the Internet to get political news or information

\_\_\_①\_\_\_

\_\_\_②\_\_\_

\_\_\_③\_\_\_

\_\_\_④\_\_\_

\_\_\_⑤\_\_\_

\_\_\_⑥\_\_\_

\_\_\_⑦\_\_\_

\_\_\_⑧\_\_\_

90. Please tick one box for each of these statements to show how much you agree or disagree with it.

SHOW  
CARDStrongly  
Agree

Agree

Neither  
Agree nor  
Disagree

Disagree

Strongly  
DisagreeCAN'T  
CHOOSE

GRWTHHELP 1) In order to protect the environment Korea needs economic growth

\_\_\_①\_\_\_

\_\_\_②\_\_\_

\_\_\_③\_\_\_

\_\_\_④\_\_\_

\_\_\_⑤\_\_\_

\_\_\_⑥\_\_\_

\_\_\_⑧\_\_\_

GRWTHARM 2) Economic growth always harms the environment

\_\_\_①\_\_\_

\_\_\_②\_\_\_

\_\_\_③\_\_\_

\_\_\_④\_\_\_

\_\_\_⑤\_\_\_

\_\_\_⑥\_\_\_

\_\_\_⑧\_\_\_

POPGRWTH 3) The earth simply cannot continue to support population growth at its present rate

\_\_\_①\_\_\_

\_\_\_②\_\_\_

\_\_\_③\_\_\_

\_\_\_④\_\_\_

\_\_\_⑤\_\_\_

\_\_\_⑥\_\_\_

\_\_\_⑧\_\_\_

※ Next, I'm going to ask about social equity and inequality.

91. How important do you think it is for getting ahead in life...

SHOW  
CARD

Essential

Very  
ImportantFairly  
importantNot very  
importantNot  
important  
at allCAN'T  
CHOOSE

Probing

SUCDWLTH 1) coming from a wealthy family

\_\_\_①\_\_\_

\_\_\_②\_\_\_

\_\_\_③\_\_\_

\_\_\_④\_\_\_

\_\_\_⑤\_\_\_

\_\_\_⑧\_\_\_

SUCDPAED 2) having well-educated parents

\_\_\_①\_\_\_

\_\_\_②\_\_\_

\_\_\_③\_\_\_

\_\_\_④\_\_\_

\_\_\_⑤\_\_\_

\_\_\_⑧\_\_\_

SUCDEDUC 3) having a good education yourself

\_\_\_①\_\_\_

\_\_\_②\_\_\_

\_\_\_③\_\_\_

\_\_\_④\_\_\_

\_\_\_⑤\_\_\_

\_\_\_⑧\_\_\_

SUCDAMBT 4) having ambition

\_\_\_①\_\_\_

\_\_\_②\_\_\_

\_\_\_③\_\_\_

\_\_\_④\_\_\_

\_\_\_⑤\_\_\_

\_\_\_⑧\_\_\_

SUCDEFRT 5) hard work

\_\_\_①\_\_\_

\_\_\_②\_\_\_

\_\_\_③\_\_\_

\_\_\_④\_\_\_

\_\_\_⑤\_\_\_

\_\_\_⑧\_\_\_

SUCDKNOW 6) knowing the right people

\_\_\_①\_\_\_

\_\_\_②\_\_\_

\_\_\_③\_\_\_

\_\_\_④\_\_\_

\_\_\_⑤\_\_\_

\_\_\_⑧\_\_\_

SUCDPOL 7) having political connections

\_\_\_①\_\_\_

\_\_\_②\_\_\_

\_\_\_③\_\_\_

\_\_\_④\_\_\_

\_\_\_⑤\_\_\_

\_\_\_⑧\_\_\_

SUCDBRIB 8) giving bribes

\_\_\_①\_\_\_

\_\_\_②\_\_\_

\_\_\_③\_\_\_

\_\_\_④\_\_\_

\_\_\_⑤\_\_\_

\_\_\_⑧\_\_\_

SUCDRACE 9) race

\_\_\_①\_\_\_

\_\_\_②\_\_\_

\_\_\_③\_\_\_

\_\_\_④\_\_\_

\_\_\_⑤\_\_\_

\_\_\_⑧\_\_\_

SUCDREL 10) religion

\_\_\_①\_\_\_

\_\_\_②\_\_\_

\_\_\_③\_\_\_

\_\_\_④\_\_\_

\_\_\_⑤\_\_\_

\_\_\_⑧\_\_\_

SUCDSEX 11) gender

\_\_\_①\_\_\_

\_\_\_②\_\_\_

\_\_\_③\_\_\_

\_\_\_④\_\_\_

\_\_\_⑤\_\_\_

\_\_\_⑧\_\_\_

92. To what extent do you agree or disagree with the following statements?

SHOW  
CARDStrongly  
Agree

Agree

Neither  
Agree nor  
Disagree

Disagree

Strongly  
DisagreeCAN'T  
CHOOSE

Probing

CORRPTSUCD 1) To get all the way to the top in Korea today, you have to be corrupt.

\_\_\_①\_\_\_

\_\_\_②\_\_\_

\_\_\_③\_\_\_

\_\_\_④\_\_\_

\_\_\_⑤\_\_\_

\_\_\_⑥\_\_\_

\_\_\_⑧\_\_\_

GOODSCHL 2) In Korea only students from the best secondary schools have a good chance to obtain a university education.

\_\_\_①\_\_\_

\_\_\_②\_\_\_

\_\_\_③\_\_\_

\_\_\_④\_\_\_

\_\_\_⑤\_\_\_

\_\_\_⑥\_\_\_

\_\_\_⑧\_\_\_

TUITION 3) In Korea, only the rich can afford the costs of attending university.

\_\_\_①\_\_\_

\_\_\_②\_\_\_

\_\_\_③\_\_\_

\_\_\_④\_\_\_

\_\_\_⑤\_\_\_

\_\_\_⑥\_\_\_

\_\_\_⑧\_\_\_

UNIVEQUL 4) In Korea people have the same chances to enter university, regardless of their gender, ethnicity or social background.

\_\_\_①\_\_\_

\_\_\_②\_\_\_

\_\_\_③\_\_\_

\_\_\_④\_\_\_

\_\_\_⑤\_\_\_

\_\_\_⑥\_\_\_

\_\_\_⑧\_\_\_



93. To what extent do you agree or disagree with each of the following statements?

SHOW CARD		Strongly Agree	Agree	Neither Agree nor Disagree	Disagree	Strongly Disagree	CAN'T CHOOSE
INCGAP	1) Differences in income in Korea are too large.	①	②	③	④	⑤	(8)
GOVEGINC	2) It is the responsibility of the government to reduce the differences in income between people with high incomes and those with low incomes	①	②	③	④	⑤	(8)
GOVUNEMP	3) The government should provide a decent standard of living for the unemployed	①	②	③	④	⑤	(8)
GOVLESS	4) The government should spend less on benefits for the poor	①	②	③	④	⑤	(8)

94. In all countries, there are differences or even conflicts between different social groups. In your opinion, how much conflict is there in Korea between...

SHOW CARD		Very strong conflicts	Strong conflicts	Not very strong conflicts	There are no conflicts	CAN'T CHOOSE
CONWLTH	1) Poor people and rich people	①	②	③	④	(8)
CONCLASS	2) Working class and middle class	①	②	③	④	(8)
CONUNION	3) Management and workers	①	②	③	④	(8)
CONSOC	4) People at the top of society and people at the bottom	①	②	③	④	(8)

95. In deciding how much people ought to earn, how important should each of these things be, in your opinion ...

SHOW CARD		Essential	Very Important	Fairly important	Not very important	Not important at all	CAN'T CHOOSE
PAYRESP	1) How much responsibility goes with the job	①	②	③	④	⑤	(8)
PAYEDTRN	2) the number of years spent in education and training	①	②	③	④	⑤	(8)
PAYFAM	3) what is needed to support a family	①	②	③	④	⑤	(8)
PAYCHLD	4) whether the person has children to support	①	②	③	④	⑤	(8)
PAYDOJOB	5) how well he or she does the job	①	②	③	④	⑤	(8)
PAYHARD	6) how hard he or she works at the job	①	②	③	④	⑤	(8)

96. How equal or unequal do you feel about each of the followings in Korea?

SHOW CARD		Very equal	Somewhat equal	Neither equal nor unequal	Somewhat unequal	Very unequal	DON'T KNOW
EQEDUC	1) Educational opportunity	①	②	③	④	⑤	(8)
EQJOB	2) Work opportunity	①	②	③	④	⑤	(8)
EQPROMTN	3) Opportunities for advancement	①	②	③	④	⑤	(8)
EQLAW	4) Law enforcement	①	②	③	④	⑤	(8)
EQGENDER	5) Preferential treatment for women	①	②	③	④	⑤	(8)
EQINC	6) Income and property	①	②	③	④	⑤	(8)
EQREGION	7) Differences among the regions	①	②	③	④	⑤	(8)

**SUCCESS**

97. How successful do you think socio-economically you are now?

- \_\_\_ ① Very successful                      \_\_\_ ④ Somewhat unsuccessful  
 \_\_\_ ② Somewhat successful              \_\_\_ ⑤ Very unsuccessful  
 \_\_\_ ③ So and so



98. Please tell me the extent to which you agree to each of the statements below.

SHOW  
CARD

Probing

1) Income should become more equal

INCMAIR

Income should be different depending on one's own efforts

①

②

③

④

⑤

⑥

⑦

⑧

⑨

⑩

2) Private firms should be expanded

FIRMAIR

Government firms should be expanded

①

②

③

④

⑤

⑥

⑦

⑧

⑨

⑩

3) Government should become more responsible for social welfare

WELFAIR

Individual should become more responsible for his/her own living

①

②

③

④

⑤

⑥

⑦

⑧

⑨

⑩

POLCORRU

99. In your opinion, about how many politicians in Korea are involved in corruption?

- ① Few

④ Too much
- ② A few

⑤ Almost
- ③ So much

⑧ CAN'T CHOOSE

OFFCORRU

100. In your opinion, about how many public officials in Korea are involved in corruption?

- ① Few

④ Too much
- ② A few

⑤ Almost
- ③ So much

⑧ CAN'T CHOOSE

GETAHEAD

101. Some people say that people get ahead by their own hard work; others say the lucky breaks or help from other people are more important. Which do you think is most important?

- ① Hard work most important
- ③ Luck or help from other people most important
- ② HARD WORK, LUCK EQUALLY IMPORTANT
- ⑧ DON'T KNOW



※ Next, I'm going to ask a series of questions on the possible risks in Korean society.

102. Please indicate the extent to which you think Korean society is coping well with each of the possible risks listed below.

SHOW CARD		Coping not well at all	Coping not so much well	Coping not so well	Neither /Nor	Coping somewhat well	Coping fairly well	Coping extremely well
[1]	Natural Risk							
Probing	<b>CAPA1</b> (1) Flood and Typhoon	—①—	—②—	—③—	—④—	—⑤—	—⑥—	—⑦—
	<b>CAPA2</b> (2) Radical Climate Change (Rise in the World's Temperature)	—①—	—②—	—③—	—④—	—⑤—	—⑥—	—⑦—
	<b>CAPA3</b> (3) Yellow Sand and Drought	—①—	—②—	—③—	—④—	—⑤—	—⑥—	—⑦—
	<b>CAPA4</b> (4) Earthquake and <i>Tsunami</i>	—①—	—②—	—③—	—④—	—⑤—	—⑥—	—⑦—
[2]	Health Risk							
	<b>CAPA5</b> (5) Epidemic (Seasonal/Swine Flu, Tuberculosis, Avian Influenza, etc.)	—①—	—②—	—③—	—④—	—⑤—	—⑥—	—⑦—
	<b>CAPA6</b> (6) Food Risk (Genetically Modified Foods, Food Poisoning, Pesticide or Chemical Residues, Endocrine Disruptors, Cheating on the Place of Food's Origin, etc.)	—①—	—②—	—③—	—④—	—⑤—	—⑥—	—⑦—
	<b>CAPA7</b> (7) Mental-Health Threatening (Stress, Depression, Suicide, etc.)	—①—	—②—	—③—	—④—	—⑤—	—⑥—	—⑦—
	<b>CAPA8</b> (8) Geriatric Diseases (Cancer, Hypertension, Diabetes, Dementia, etc.)	—①—	—②—	—③—	—④—	—⑤—	—⑥—	—⑦—
[3]	Life-Cycle Risk							
	<b>CAPA9</b> (9) Aging Anxiety	—①—	—②—	—③—	—④—	—⑤—	—⑥—	—⑦—
	<b>CAPA10</b> (10) Family Disruption (Divorce, Weakening of the Family Care Function, etc.)	—①—	—②—	—③—	—④—	—⑤—	—⑥—	—⑦—
	<b>CAPA11</b> (11) Low Fertility	—①—	—②—	—③—	—④—	—⑤—	—⑥—	—⑦—
	<b>CAPA12</b> (12) Population Aging	—①—	—②—	—③—	—④—	—⑤—	—⑥—	—⑦—
[4]	Social Risk							
	<b>CAPA13</b> (13) Infringement on Individual Privacy (CCTV, Wiretapping, Hidden Camara, etc.)	—①—	—②—	—③—	—④—	—⑤—	—⑥—	—⑦—
	<b>CAPA14</b> (14) Violent Crime (Sexual Assault, Bullying at Schools, Family Violence, Robbery, Murder, etc.)	—①—	—②—	—③—	—④—	—⑤—	—⑥—	—⑦—
	<b>CAPA15</b> (15) Man-Made Accidents and Industrial Accidents (Car Accidents, Gas Explosion, Outflow of Chemical Materials, etc.)	—①—	—②—	—③—	—④—	—⑤—	—⑥—	—⑦—
	<b>CAPA16</b> (16) Risks from Scientific and/or Information Technology (Gene Cloning, Computer Virus, Leak of Individual Information, etc.)	—①—	—②—	—③—	—④—	—⑤—	—⑥—	—⑦—
[5]	Economic Risk							
	<b>CAPA17</b> (17) Unemployment and Poverty	—①—	—②—	—③—	—④—	—⑤—	—⑥—	—⑦—
	<b>CAPA18</b> (18) Housing Price Instability (Sudden Rise or Fall)	—①—	—②—	—③—	—④—	—⑤—	—⑥—	—⑦—
	<b>CAPA19</b> (19) Financing Instability (National or Household Debts, Dropping of Stock Price, Soaring of Money Exchange Rate, etc.)	—①—	—②—	—③—	—④—	—⑤—	—⑥—	—⑦—
	<b>CAPA20</b> (20) Economic Recession and Slowdown of Economic Growth	—①—	—②—	—③—	—④—	—⑤—	—⑥—	—⑦—
[6]	Political / International Relations Risk							
	<b>CAPA21</b> (21) Threatening by North Korea (Local or All-Out Warfare) and North Korean Nuclear Problem	—①—	—②—	—③—	—④—	—⑤—	—⑥—	—⑦—
	<b>CAPA22</b> (22) Infringement on Individual Human Right and Freedom by the Nation-State	—①—	—②—	—③—	—④—	—⑤—	—⑥—	—⑦—
	<b>CAPA23</b> (23) Restraint and Intimidation by Neighboring Powers (China, Japan, Russia, U.S. etc.)	—①—	—②—	—③—	—④—	—⑤—	—⑥—	—⑦—
	<b>CAPA24</b> (24) Crisis of Democracy Resulting from Political and Economic Powers	—①—	—②—	—③—	—④—	—⑤—	—⑥—	—⑦—
[7]	Environmental Risk							
	<b>CAPA25</b> (25) Accident in Nuclear Power Stations (Leaking of Radioactive Materials, etc.)	—①—	—②—	—③—	—④—	—⑤—	—⑥—	—⑦—
	<b>CAPA26</b> (26) Environmental Contamination (Water, Air, Noise, etc.)	—①—	—②—	—③—	—④—	—⑤—	—⑥—	—⑦—
	<b>CAPA27</b> (27) Shortage and Exhaustion of Natural Resources (Water, Energy, etc.)	—①—	—②—	—③—	—④—	—⑤—	—⑥—	—⑦—
	<b>CAPA28</b> (28) Storage and Management of Radioactive Wastes	—①—	—②—	—③—	—④—	—⑤—	—⑥—	—⑦—



103. Please indicate the extent to which you think Korean society is vulnerable to each of the possible risks listed below.

SHOW CARD		Totally vulnerable	Fairly vulnerable	Somewhat vulnerable	Neither /Nor	Not so vulnerable	Not so much vulnerable	Not vulnerable at all
[1] Natural Risk								
Probing	VULNERAB1 (1) Flood and Typhoon	__①__	__②__	__③__	__④__	__⑤__	__⑥__	__⑦__
	VULNERAB2 (2) Radical Climate Change (Rise in the World's Temperature)	__①__	__②__	__③__	__④__	__⑤__	__⑥__	__⑦__
	VULNERAB3 (3) Yellow Sand and Drought	__①__	__②__	__③__	__④__	__⑤__	__⑥__	__⑦__
	VULNERAB4 (4) Earthquake and <i>Tsunami</i>	__①__	__②__	__③__	__④__	__⑤__	__⑥__	__⑦__
[2] Health Risk								
Probing	VULNERAB5 (5) Epidemic (Seasonal/Swine Flu, Tuberculosis, Avian Influenza, etc.)	__①__	__②__	__③__	__④__	__⑤__	__⑥__	__⑦__
	VULNERAB6 (6) Food Risk (Genetically Modified Foods, Food Poisoning, Pesticide or Chemical Residues, Endocrine Disruptors, Cheating on the Place of Food's Origin, etc.)	__①__	__②__	__③__	__④__	__⑤__	__⑥__	__⑦__
	VULNERAB7 (7) Mental-Health Threatening (Stress, Depression, Suicide, etc.)	__①__	__②__	__③__	__④__	__⑤__	__⑥__	__⑦__
	VULNERAB8 (8) Geriatric Diseases (Cancer, Hypertension, Diabetes, Dementia, etc.)	__①__	__②__	__③__	__④__	__⑤__	__⑥__	__⑦__
[3] Life-Cycle Risk								
Probing	VULNERAB9 (9) Aging Anxiety	__①__	__②__	__③__	__④__	__⑤__	__⑥__	__⑦__
	VULNERAB10 (10) Family Disruption (Divorce, Weakening of the Family Care Function, etc.)	__①__	__②__	__③__	__④__	__⑤__	__⑥__	__⑦__
	VULNERAB11 (11) Low Fertility	__①__	__②__	__③__	__④__	__⑤__	__⑥__	__⑦__
	VULNERAB12 (12) Population Aging	__①__	__②__	__③__	__④__	__⑤__	__⑥__	__⑦__
[4] Social Risk								
Probing	VULNERAB13 (13) Infringement on Individual Privacy (CCTV, Wiretapping, Hidden Camara, etc.)	__①__	__②__	__③__	__④__	__⑤__	__⑥__	__⑦__
	VULNERAB14 (14) Violent Crime (Sexual Assault, Bullying at Schools, Family Violence, Robbery, Murder, etc.)	__①__	__②__	__③__	__④__	__⑤__	__⑥__	__⑦__
	VULNERAB15 (15) Man-Made Accidents and Industrial Accidents (Car Accidents, Gas Explosion, Outflow of Chemical Materials, etc.)	__①__	__②__	__③__	__④__	__⑤__	__⑥__	__⑦__
	VULNERAB16 (16) Risks from Scientific and/or Information Technology (Gene Cloning, Computer Virus, Leak of Individual Information, etc.)	__①__	__②__	__③__	__④__	__⑤__	__⑥__	__⑦__
[5] Economic Risk								
Probing	VULNERAB17 (17) Unemployment and Poverty	__①__	__②__	__③__	__④__	__⑤__	__⑥__	__⑦__
	VULNERAB18 (18) Housing Price Instability (Sudden Rise or Fall)	__①__	__②__	__③__	__④__	__⑤__	__⑥__	__⑦__
	VULNERAB19 (19) Financing Instability (National or Household Debts, Dropping of Stock Price, Soaring of Money Exchange Rate, etc.)	__①__	__②__	__③__	__④__	__⑤__	__⑥__	__⑦__
	VULNERAB20 (20) Economic Recession and Slowdown of Economic Growth	__①__	__②__	__③__	__④__	__⑤__	__⑥__	__⑦__
[6] Political / International Relations Risk								
Probing	VULNERAB21 (21) Threatening by North Korea (Local or All-Out Warfare) and North Korean Nuclear Problem	__①__	__②__	__③__	__④__	__⑤__	__⑥__	__⑦__
	VULNERAB22 (22) Infringement on Individual Human Right and Freedom by the Nation-State	__①__	__②__	__③__	__④__	__⑤__	__⑥__	__⑦__
	VULNERAB23 (23) Restraint and Intimidation by Neighboring Powers (China, Japan, Russia, U.S. etc.)	__①__	__②__	__③__	__④__	__⑤__	__⑥__	__⑦__
	VULNERAB24 (24) Crisis of Democracy Resulting from Political and Economic Powers	__①__	__②__	__③__	__④__	__⑤__	__⑥__	__⑦__
[7] Environmental Risk								
Probing	VULNERAB25 (25) Accident in Nuclear Power Stations (Leaking of Radioactive Materials, etc.)	__①__	__②__	__③__	__④__	__⑤__	__⑥__	__⑦__
	VULNERAB26 (26) Environmental Contamination (Water, Air, Noise, etc.)	__①__	__②__	__③__	__④__	__⑤__	__⑥__	__⑦__
	VULNERAB27 (27) Shortage and Exhaustion of Natural Resources (Water, Energy, etc.)	__①__	__②__	__③__	__④__	__⑤__	__⑥__	__⑦__
	VULNERAB28 (28) Storage and Management of Radioactive Wastes	__①__	__②__	__③__	__④__	__⑤__	__⑥__	__⑦__



104. Please indicate the extent to which you think each of the possible risks listed below is likely to occur to yourself.

SHOW  
CARD

Extrem ely likely	Fairly likely	Somew hat likely	Neither /Nor	Not so likely	Not so much likely	Not likely at all
-------------------------	------------------	------------------------	-----------------	------------------	--------------------------	-------------------------

[1] Natural Risk

Probing	HAZA1	(1) Flood and Typhoon	— ① —	— ② —	— ③ —	— ④ —	— ⑤ —	— ⑥ —	— ⑦ —
	HAZA2	(2) Radical Climate Change (Rise in the World's Temperature)	— ① —	— ② —	— ③ —	— ④ —	— ⑤ —	— ⑥ —	— ⑦ —
	HAZA3	(3) Yellow Sand and Drought	— ① —	— ② —	— ③ —	— ④ —	— ⑤ —	— ⑥ —	— ⑦ —
	HAZA4	(4) Earthquake and <i>Tsunami</i>	— ① —	— ② —	— ③ —	— ④ —	— ⑤ —	— ⑥ —	— ⑦ —

[2] Health Risk

HAZA5	(5) Epidemic (Seasonal/Swine Flu, Tuberculosis, Avian Influenza, etc.)	— ① —	— ② —	— ③ —	— ④ —	— ⑤ —	— ⑥ —	— ⑦ —
HAZA6	(6) Food Risk (Genetically Modified Foods, Food Poisoning, Pesticide or Chemical Residues, Endocrine Disruptors, Cheating on the Place of Food's Origin, etc.)	— ① —	— ② —	— ③ —	— ④ —	— ⑤ —	— ⑥ —	— ⑦ —
HAZA7	(7) Mental-Health Threatening (Stress, Depression, Suicide, etc.)	— ① —	— ② —	— ③ —	— ④ —	— ⑤ —	— ⑥ —	— ⑦ —
HAZA8	(8) Geriatric Diseases (Cancer, Hypertension, Diabetes, Dementia, etc.)	— ① —	— ② —	— ③ —	— ④ —	— ⑤ —	— ⑥ —	— ⑦ —

[3] Life-Cycle Risk

HAZA9	(9) Aging Anxiety	— ① —	— ② —	— ③ —	— ④ —	— ⑤ —	— ⑥ —	— ⑦ —
HAZA10	(10) Family Disruption (Divorce, Weakening of the Family Care Function, etc.)	— ① —	— ② —	— ③ —	— ④ —	— ⑤ —	— ⑥ —	— ⑦ —
HAZA11	(11) Low Fertility	— ① —	— ② —	— ③ —	— ④ —	— ⑤ —	— ⑥ —	— ⑦ —
HAZA12	(12) Population Aging	— ① —	— ② —	— ③ —	— ④ —	— ⑤ —	— ⑥ —	— ⑦ —

[4] Social Risk

HAZA13	(13) Infringement on Individual Privacy (CCTV, Wiretapping, Hidden Camera, etc.)	— ① —	— ② —	— ③ —	— ④ —	— ⑤ —	— ⑥ —	— ⑦ —
HAZA14	(14) Violent Crime (Sexual Assault, Bullying at Schools, Family Violence, Robbery, Murder, etc.)	— ① —	— ② —	— ③ —	— ④ —	— ⑤ —	— ⑥ —	— ⑦ —
HAZA15	(15) Man-Made Accidents and Industrial Accidents (Car Accidents, Gas Explosion, Outflow of Chemical Materials, etc.)	— ① —	— ② —	— ③ —	— ④ —	— ⑤ —	— ⑥ —	— ⑦ —
HAZA16	(16) Risks from Scientific and/or Information Technology (Gene Cloning, Computer Virus, Leak of Individual Information, etc.)	— ① —	— ② —	— ③ —	— ④ —	— ⑤ —	— ⑥ —	— ⑦ —

[5] Economic Risk

HAZA17	(17) Unemployment and Poverty	— ① —	— ② —	— ③ —	— ④ —	— ⑤ —	— ⑥ —	— ⑦ —
HAZA18	(18) Housing Price Instability (Sudden Rise or Fall)	— ① —	— ② —	— ③ —	— ④ —	— ⑤ —	— ⑥ —	— ⑦ —
HAZA19	(19) Financing Instability (National or Household Debts, Dropping of Stock Price, Soaring of Money Exchange Rate, etc.)	— ① —	— ② —	— ③ —	— ④ —	— ⑤ —	— ⑥ —	— ⑦ —
HAZA20	(20) Economic Recession and Slowdown of Economic Growth	— ① —	— ② —	— ③ —	— ④ —	— ⑤ —	— ⑥ —	— ⑦ —

[6] Political / International Relations Risk

HAZA21	(21) Threatening by North Korea (Local or All-Out Warfare) and North Korean Nuclear Problem	— ① —	— ② —	— ③ —	— ④ —	— ⑤ —	— ⑥ —	— ⑦ —
HAZA22	(22) Infringement on Individual Human Right and Freedom by the Nation-State	— ① —	— ② —	— ③ —	— ④ —	— ⑤ —	— ⑥ —	— ⑦ —
HAZA23	(23) Restraint and Intimidation by Neighboring Powers (China, Japan, Russia, U.S. etc.)	— ① —	— ② —	— ③ —	— ④ —	— ⑤ —	— ⑥ —	— ⑦ —
HAZA24	(24) Crisis of Democracy Resulting from Political and Economic Powers	— ① —	— ② —	— ③ —	— ④ —	— ⑤ —	— ⑥ —	— ⑦ —

[7] Environmental Risk

HAZA25	(25) Accident in Nuclear Power Stations (Leaking of Radioactive Materials, etc.)	— ① —	— ② —	— ③ —	— ④ —	— ⑤ —	— ⑥ —	— ⑦ —
HAZA26	(26) Environmental Contamination (Water, Air, Noise, etc.)	— ① —	— ② —	— ③ —	— ④ —	— ⑤ —	— ⑥ —	— ⑦ —
HAZA27	(27) Shortage and Exhaustion of Natural Resources (Water, Energy, etc.)	— ① —	— ② —	— ③ —	— ④ —	— ⑤ —	— ⑥ —	— ⑦ —
HAZA28	(28) Storage and Management of Radioactive Wastes	— ① —	— ② —	— ③ —	— ④ —	— ⑤ —	— ⑥ —	— ⑦ —



105. Lastly, please indicate the extent to which you think Korean society is exposed to each of the possible risks listed below.

SHOW CARD		Totally exposed	Fairly exposed	Somewhat exposed	Neither /Nor	Not so exposed	Not so much exposed	Not exposed at all
	[1] Natural Risk							
	EXPOS1 (1) Flood and Typhoon	①	②	③	④	⑤	⑥	⑦
Probing	EXPOS2 (2) Radical Climate Change (Rise in the World's Temperature)	①	②	③	④	⑤	⑥	⑦
	EXPOS3 (3) Yellow Sand and Drought	①	②	③	④	⑤	⑥	⑦
	EXPOS4 (4) Earthquake and <i>Tsunami</i>	①	②	③	④	⑤	⑥	⑦
	[2] Health Risk							
	EXPOS5 (5) Epidemic (Seasonal/Swine Flu, Tuberculosis, Avian Influenza, etc.)	①	②	③	④	⑤	⑥	⑦
	EXPOS6 (6) Food Risk (Genetically Modified Foods, Food Poisoning, Pesticide or Chemical Residues, Endocrine Disruptors, Cheating on the Place of Food's Origin, etc.)	①	②	③	④	⑤	⑥	⑦
	EXPOS7 (7) Mental-Health Threatening (Stress, Depression, Suicide, etc.)	①	②	③	④	⑤	⑥	⑦
	EXPOS8 (8) Geriatric Diseases (Cancer, Hypertension, Diabetes, Dementia, etc.)	①	②	③	④	⑤	⑥	⑦
	[3] Life-Cycle Risk							
	EXPOS9 (9) Aging Anxiety	①	②	③	④	⑤	⑥	⑦
	EXPOS10 (10) Family Disruption (Divorce, Weakening of the Family Care Function, etc.)	①	②	③	④	⑤	⑥	⑦
	EXPOS11 (11) Low Fertility	①	②	③	④	⑤	⑥	⑦
	EXPOS12 (12) Population Aging	①	②	③	④	⑤	⑥	⑦
	[4] Social Risk							
	EXPOS13 (13) Infringement on Individual Privacy (CCTV, Wiretapping, Hidden Camara, etc.)	①	②	③	④	⑤	⑥	⑦
	EXPOS14 (14) Violent Crime (Sexual Assault, Bullying at Schools, Family Violence, Robbery, Murder, etc.)	①	②	③	④	⑤	⑥	⑦
	EXPOS15 (15) Man-Made Accidents and Industrial Accidents (Car Accidents, Gas Explosion, Outflow of Chemical Materials, etc.)	①	②	③	④	⑤	⑥	⑦
	EXPOS16 (16) Risks from Scientific and/or Information Technology (Gene Cloning, Computer Virus, Leak of Individual Information, etc.)	①	②	③	④	⑤	⑥	⑦
	[5] Economic Risk							
	EXPOS17 (17) Unemployment and Poverty	①	②	③	④	⑤	⑥	⑦
	EXPOS18 (18) Housing Price Instability (Sudden Rise or Fall)	①	②	③	④	⑤	⑥	⑦
	EXPOS19 (19) Financing Instability (National or Household Debts, Dropping of Stock Price, Soaring of Money Exchange Rate, etc.)	①	②	③	④	⑤	⑥	⑦
	EXPOS20 (20) Economic Recession and Slowdown of Economic Growth	①	②	③	④	⑤	⑥	⑦
	[6] Political / International Relations Risk							
	EXPOS21 (21) Threatening by North Korea (Local or All-Out Warfare) and North Korean Nuclear Problem	①	②	③	④	⑤	⑥	⑦
	EXPOS22 (22) Infringement on Individual Human Right and Freedom by the Nation-State	①	②	③	④	⑤	⑥	⑦
	EXPOS23 (23) Restraint and Intimidation by Neighboring Powers (China, Japan, Russia, U.S. etc.)	①	②	③	④	⑤	⑥	⑦
	EXPOS24 (24) Crisis of Democracy Resulting from Political and Economic Powers	①	②	③	④	⑤	⑥	⑦
	[7] Environmental Risk							
	EXPOS25 (25) Accident in Nuclear Power Stations (Leaking of Radioactive Materials, etc.)	①	②	③	④	⑤	⑥	⑦
	EXPOS26 (26) Environmental Contamination (Water, Air, Noise, etc.)	①	②	③	④	⑤	⑥	⑦
	EXPOS27 (27) Shortage and Exhaustion of Natural Resources (Water, Energy, etc.)	①	②	③	④	⑤	⑥	⑦
	EXPOS28 (28) Storage and Management of Radioactive Wastes	①	②	③	④	⑤	⑥	⑦



※ Finally, let me ask some questions about the environment.

106. How severe are the following issues in the area of your local residence?

SHOW  
CARD

		Very severe	Somewhat severe	Not so severe	Not severe at all
<b>AIRPOL</b> 1) Air pollution		①	②	③	④
<b>WATERPOL</b> 2) Water pollution		①	②	③	④
<b>NOISE</b> 3) Noise pollution		①	②	③	④

**NATDISA**

107. To what extent do you agree that people in your residential community are able to collaboratively cope with the situation caused by a natural disaster?

SHOW  
CARD

- \_\_\_ ① Strongly agree      \_\_\_ ④ Neither agree nor \_\_\_ ⑤ Somewhat disagree      ☐  
 \_\_\_ ② Agree      disagree      \_\_\_ ⑥ Disagree  
 \_\_\_ ③ Somewhat agree      \_\_\_ ⑦ Strongly disagree

**GRNCON**

108. Generally speaking, how concerned are you about environmental issues? Please tick one box below to indicate what you think, where 1 means you are not at all concerned and 5 means you are very concerned.

SHOW  
CARD

- Not at all concerned      Very concerned      Can't choose      ☐  
 \_\_\_ ① \_\_\_ ② \_\_\_ ③ \_\_\_ ④ \_\_\_ ⑤ \_\_\_ ⑥ \_\_\_ ⑦ \_\_\_ ⑧

109. Here is a list of some different environmental problems.

SHOW  
CARD

① Air pollution	③ Water shortage	⑤ Nuclear waste	⑦ Climate change	⑨ Using up our natural resources
② Chemicals and pesticides	④ Water pollution	⑥ Domestic waste disposal	⑧ Genetically modified foods	77 Others (Specify___)

**ENTRBUS** 1) Which problem, if any, do you think is the most important for Korea as a whole?: \_\_\_ (88) Can't choose ☐

**ENPRBFAM** 2) Which problem, if any, affects you and your family the most?: \_\_\_ (88) Can't choose ☐

**GRNPRICE**

110. How willing would you be to pay much higher prices in order to protect the environment?

SHOW  
CARD

- \_\_\_ ① Very willing      \_\_\_ ④ Fairly unwilling      ☐  
 \_\_\_ ② Fairly willing      \_\_\_ ⑤ Very unwilling  
 \_\_\_ ③ Neither willing nor unwilling      \_\_\_ ⑧ Can't choose

**GRNTAXES**

111. How willing would you be to pay much higher taxes in order to protect the environment?

SHOW  
CARD

- \_\_\_ ① Very willing      \_\_\_ ④ Fairly unwilling      ☐  
 \_\_\_ ② Fairly willing      \_\_\_ ⑤ Very unwilling  
 \_\_\_ ③ Neither willing nor unwilling      \_\_\_ ⑧ Can't choose

**GRNSOL**

112. How willing would you be to accept cuts in your standard of living in order to protect the environment?

SHOW  
CARD

- \_\_\_ ① Very willing      \_\_\_ ④ Fairly unwilling      ☐  
 \_\_\_ ② Fairly willing      \_\_\_ ⑤ Very unwilling  
 \_\_\_ ③ Neither willing nor unwilling      \_\_\_ ⑧ Can't choose

113. In general, do you think that how dangerous is each of the followings to the environment?

SHOW  
CARD

	extremely dangerous	very dangerous	somewhat dangerous	not very dangerous	not dangerous at all	Can't choose
<b>CARSGEN</b> 1) Air pollution caused by cars	①	②	③	④	⑤	⑧
<b>INDUSGEN</b> 2) Air pollution caused by industry	①	②	③	④	⑤	⑧
<b>CHEMGEN</b> 3) Pesticides and chemicals used in farming	①	②	③	④	⑤	⑧
<b>WATERGEN</b> 4) Pollution of Korea's rivers, lakes and streams	①	②	③	④	⑤	⑧
<b>TEMPGEN</b> 5) A rise in the world temperature caused by climate change	①	②	③	④	⑤	⑧
<b>GENEGEN</b> 6) Modifying the genes of certain crops	①	②	③	④	⑤	⑧
<b>NUKEGEN</b> 7) Nuclear power stations	①	②	③	④	⑤	⑧



☞ IF THE RESPONDENT IS "SELF-EMPLOYED" OR "UNEMPLOYED", ONLY ASK HIS/HER NAME, PHONE NUMBER, AND ADDRESS ON THE BOTTOM OF THE NEXT PAGE, AND THEN END THE SURVEY. ON THE OTHER HAND, IF THE RESPONDENT IS A "WAGE EARNER," 114-116 ON THE NEXT PAGE MUST BE ASKED IMMEDIATELY AFTER.

**Additional Questions for Wage Earners**  
(Those who answered (1) in Question # 57.1)

114. How fair or unfair do you feel about the rewards you receive from the company when considering each of the followings?

SHOW  
CARD

	Very fair	Somewhat fair	Neither fair nor unfair	Somewhat unfair	Very unfair
<b>DISJUS1</b> 1) Intelligence	①	②	③	④	⑤
<b>DISJUS2</b> 2) Job skills	①	②	③	④	⑤
<b>DISJUS3</b> 3) Efforts	①	②	③	④	⑤
<b>DISJUS4</b> 4) Educational attainment	①	②	③	④	⑤
<b>DISJUS5</b> 5) Careers	①	②	③	④	⑤

115. To what extent do you agree or disagree that the decisions on personnel policy (e.g., pay and promotions) occur in the following ways in your company?

SHOW  
CARD

	Strongly agree	Agree	Neither agree nor disagree	Disagree	Strongly disagree
<b>DCDMID3</b> 1) The decision making is influenced by social connections tied to schools, hometowns, and kinships	①	②	③	④	⑤
<b>DCDMID4</b> 2) The decision making is affected by decision makers' prejudices and sentiments.	①	②	③	④	⑤
<b>DCDMID5</b> 3) The rules and principles of decision making are not consistent.	①	②	③	④	⑤
<b>DCDMID6</b> 4) The decision making is influenced by external power or private patrons' "pulls" and "politics."	①	②	③	④	⑤
<b>DCDMIDT1</b> 5) The decision making does not reflect the opinions of people who would be affected by the decision	①	②	③	④	⑤
<b>DCDMID21</b> 6) The decision is made without sufficiently gathering the necessary information.	①	②	③	④	⑤

116. To what extent do you agree or disagree that your company does each of the following things after some important decisions have been made on personnel policies?

SHOW  
CARD

	Strongly agree	Agree	Neither agree nor disagree	Disagree	Strongly disagree
<b>DCDAFT1</b> 1) My company informs employees of the decisions.	①	②	③	④	⑤
<b>DCDAFT2</b> 2) My company informs employees how the decisions were made	①	②	③	④	⑤
<b>DCDAFT3</b> 3) My company explains potential consequences of the decisions on employees	①	②	③	④	⑤
<b>DCDAFT4</b> 4) My company takes complementary measures for those employees who would be disadvantaged by the decisions.	①	②	③	④	⑤

※ The interview is now completed. Lastly, we would like to ask you an additional question. Since this survey is very complicated, I might have asked questions incorrectly or missed on some important questions. I would really appreciate if you could give me your name and telephone number so that I could confirm with you later about such mistakes. All information will remain strictly confidential.

What is your name?

R' name : \_\_\_\_\_

What is your phone number?

R's phone # : \_\_\_\_\_

What is your address?

R's address : \_\_\_\_\_



## 《 The following questions are asked to the interviewers 》

※ Please answer these questions immediately after the interview is completed, with no presence of the respondent.

117. Interview date and time

Month \_\_\_\_\_ Date \_\_\_\_\_ Day \_\_\_\_\_  
 \_\_\_\_\_ a.m. \_\_\_\_\_ p.m. FROM: Hour \_\_\_\_\_ Minute \_\_\_\_\_ TO: Hour \_\_\_\_\_ Minute \_\_\_\_\_  
 \_\_\_\_\_

118. Who filled out this questionnaire?

\_\_\_\_ (1) Interviewer did all  
 \_\_\_\_ (2) Respondent did all } (GO TO Q.119)  
 \_\_\_\_ (3) Respondent did partially

☐

118.1 (IF RESPONDENT DID PARTIALLY) Question numbers that were filled out by the respondent

FROM: Q TO: Q FROM: Q TO: Q

119. Were there any persons present during the interview? If so, who were those persons? Choose all that apply.

\_\_\_\_ (1) Children under age 6 \_\_\_\_ (3) Spouse/partner \_\_\_\_ (0) None  
 \_\_\_\_ (2) Children above age 6 \_\_\_\_ (4) Other adults

☐ ☐ ☐ ☐

120. What was the respondent's attitude during the interview?

\_\_\_\_ (1) Very cooperative \_\_\_\_ (3) Not very cooperative  
 \_\_\_\_ (2) Somewhat cooperative \_\_\_\_ (4) Not cooperative at all

☐

121. How good was the respondent's understanding of the questions?

\_\_\_\_ (1) Good \_\_\_\_ (2) Fair \_\_\_\_ (3) Poor

☐

122. How difficult was it to contact the respondent?

\_\_\_\_ (1) Very difficult \_\_\_\_ (3) Not very difficult  
 \_\_\_\_ (2) Somewhat difficult \_\_\_\_ (4) Not difficult at all

☐

123. How difficult was it to conduct this interview with the respondent?

\_\_\_\_ (1) Very difficult \_\_\_\_ (3) Not very difficult  
 \_\_\_\_ (2) Somewhat difficult \_\_\_\_ (4) Not difficult at all


☐

124. What incentives did you provide to the respondent and what did s/he select? Choose all that apply.

1) Incentives Provided \_\_\_\_ (1) Gift certificate \_\_\_\_ (2) Towel  
 2) Incentives Selected \_\_\_\_ (1) Gift certificate \_\_\_\_ (2) Towel \_\_\_\_ (7) DIDN'T TAKE

☐ ☐ ☐ ☐

125. Final result of the interview

\_\_\_\_ (1) Complete \_\_\_\_ (2) Incomplete [  GO AHEAD TO FILL OUT THE 'INCOMPLETE SURVEY' PROVIDED SEPARATELY TO YOU BEFOREHAND ]

☐

<INFORMATION ABOUT THE INTERVIEWER>

126. INTERVIEWER ID : \_\_\_\_\_

127. SEX : \_\_\_\_ (1) MALE \_\_\_\_ (2) FEMALE

☐

128. AGE: \_\_\_\_\_

129. AFFILIATION: \_\_\_\_\_ UNIVERSITY \_\_\_\_\_ DEPARTMENT \_\_\_\_\_ YEAR

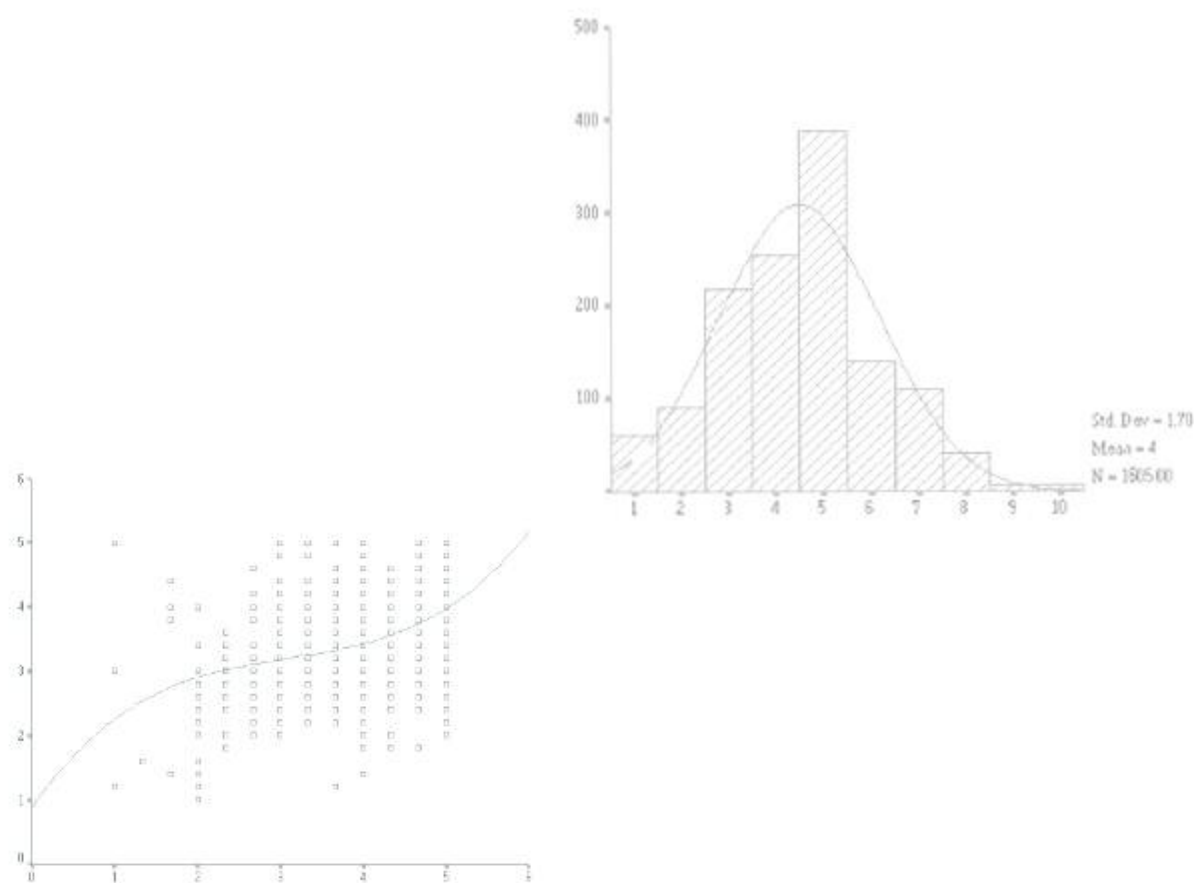
NAME: \_\_\_\_\_ TELEPHONE: \_\_\_\_\_



Block ID      Household ID  
   -



# 2016 Korean General Social Survey [ 2016 KGSS ] Type A



Survey Research Center, Sungkyunkwan University

53-3 Myungryun-Dong, Jongno-Ku, Seoul 110-745, South Korea  
(Tel.) +82-2-760-1270 (E-mail) srckgss@skku.edu (Web) <http://src.skku.edu>

This research is conducted with the financial support of Sungkyunkwan University, the Institute for Social Development and Policy Research at Seoul National University, the Korea Institute for Health and Social Affairs, and the Korea Institute of Public Administration.



## Greetings

We, the Survey Research Center (SRC) at Sungkyunkwan University, have been conducting the Korea General Social Survey (KGSS) since 2003. This year, professors and students from 37 universities throughout Korea are co-participating in this research. We are trying to build up the data to be used for the comprehensive understanding of Korean society and global studies comparing many countries. The research is composed of questions regarding major political, economic, and social issues of Korea, the International Social Survey (ISSP) questions conducted by 48 countries around the world, and questions from the East Asian Social Survey (EASS).

The respondents were methodically selected so that the sample can accurately represent the Korean population. Our student interviewers visited you because you were selected as a respondent. Please find time in your busy schedule and participate in this study. Your responses will be strictly confidential.

Thank you.

June 2016  
Survey Research Center, Sungkyunkwan University  
Jibum Kim

연구 책임자: 김지범\*(성균관대 사회학과)

공동 연구자: 강정환\*(연세대 사회학과), 김석호\*(서울대 사회학과), 김창환\*(켄사스대 사회학과), 박원호\*(서울대 정치학과), 이윤석\*(서울시립대 도시사회학과), 최슬기(KDI 국제정책대학원)

전국 38개 대학 참여교수 및 자문위원:

서울: 이재열 자문위원장(서울대학교 사회학과), 김두환\*(덕성여대 사회학과), 김선웅\*(동국대학교 통계학과), 김영원\*(숙명여자대학교 통계학과), 송재룡\*, 김중백(경희대학교 사회학과), 신동준, 계봉오\*(국민대학교 사회학과), 심재만\*, 김주연(서울시립대학교 사회학과), 이명진\*(고려대학교 사회학과), 최선훈\*(이화여자대학교 사회학과), 하상웅\*(서강대학교 정치학과), 김옥태(한국방송통신대학교 미디어영상학과), 박찬웅, 한준(연세대학교 사회학과), 이민아(중앙대학교 사회학과), 이용모(건국대학교 행정학과)

경기도: 김정인\*(수원대학교 행정학과), 신희주\*(가톨릭대학교 사회학과), 이건\*(경기대학교 행정학과), 최준영\*(인하대학교 정치외교학과), 박정선(경향대학교 행정학과), 변종석(한신대 응용통계학과), 차승은(수원대학교 아동청소년학과), 호정화(아주대학교 사회학과)

강원도: 엄한진\*, 이기홍(한림대학교 사회학과), 정성호\*(강원대학교 사회학과)

충청북도: 김성건\*(서원대학교 사회교육학과), 이정환\*(청주대학교 사회학과), 엄지혜(충원대학교 사회복지학과)

충청남도: 이주열\*(남서울대학교 보건행정학과), 이혜경\*(배재대학교 공공정책학과), 황명진\*(고려대학교 사회학과), 이원재(카이스트 문화기술대학원)

경상북도: 김한근\*(영남대학교 사회학과), 윤우석\*(계명대학교 경찰행정학과), 조주은\*(경북대학교 사회학과)

경상남도: 김동완\*(경남대학교 사회학과), 김희재\*(부산대학교 사회학과), 박철현\*(동의대 경찰행정학과), 송유진, 윤상우\*(동아대학교 사회학과), 이성균\*(울산대학교 사회복지학과), 최태룡\*(경상대학교 사회학과)

전라북도: 설동훈, 김재우\*(전북대학교 사회학과), 한내창\*(원광대학교 원불교학과)

전라남도: 신지원\*(전남대학교 사회학과), 지병근\*(조선대학교 정치외교학과), 허석재\*(목포대학교 정치언론홍보학과)

제주도: 최현\*(제주대학교 사회학과)

\*는 2016년 조사에 참여하는 공동연구자 및 자문위원







**NKACCEPT**

9. What do you think about North Korean defectors who want to come to South Korea?

Probing

- \_\_\_ ① All should be admitted.
- \_\_\_ ② Should be admitted selectively.
- \_\_\_ ③ Should not be admitted any more.

☐**IMMIGWAY**

10. Where would you rate yourself on this scale?

Immigrants (marriage immigrants, immigrant workers, North Korean defectors, etc.) should abandon their own culture & custom and adopt Korean culture & custom.

Immigrants (marriage immigrants, immigrant workers, North Korean defectors, etc.) would be better off if they adapt to Korean culture while keeping their own culture and custom.

Don't know

\_\_\_ ① \_\_\_ ② \_\_\_ ③ \_\_\_ ④ \_\_\_ ⑤ \_\_\_ ⑥ \_\_\_ ⑦ \_\_\_ ⑧ \_\_\_ ⑨ \_\_\_ ⑩ \_\_\_ (88) \_\_\_

☐**CURGOV**

11. On the whole, how good do you think the current government is in administering state affairs?

- \_\_\_ ① Very good
- \_\_\_ ② Somewhat good
- \_\_\_ ③ Neither good nor poor
- \_\_\_ ④ Somewhat poor
- \_\_\_ ⑤ Very poor
- \_\_\_ (8) Don't know

☐**PRTYID16**

12. Currently which political party do you support most?

Probing

- \_\_\_ ① Saenuri Party
- \_\_\_ ② The Minjoo Party
- \_\_\_ ③ People's Party
- \_\_\_ ④ Justice Party
- \_\_\_ (66) Other (Specify : \_\_\_\_\_)
- \_\_\_ (77) None of these (GO TO Q12.1)
- \_\_\_ (88) Don't know

☐**PRTYPR16 (IF NONE OF THESE)**

12.1 If you do not actively support any party, is there a party you usually feel favorable toward?

- \_\_\_ ① Saenuri Party
- \_\_\_ ② The Minjoo Party
- \_\_\_ ③ People's Party
- \_\_\_ ④ Justice Party
- \_\_\_ (66) Other (Specify : \_\_\_\_\_)
- \_\_\_ (77) None of these
- \_\_\_ (88) Don't know

☐**VOTE16**

13. Did you vote in the 20th South Korean Legislative Election on April 13, 2016?

Probing

- \_\_\_ ① Voted
- \_\_\_ ② Did not vote
- \_\_\_ (8) Don't know
- \_\_\_ (9) Not eligible
- (GO TO Q14)

☐**VOTE161**

13.1 (IF VOTED) Which party's candidate did you vote to at that time?

Probing

- \_\_\_ ① Saenuri Party
- \_\_\_ ② The Minjoo Party
- \_\_\_ ③ People's Party
- \_\_\_ ④ Justice Party
- \_\_\_ (66) Other (Specify : \_\_\_\_\_)
- \_\_\_ (77) None of these
- \_\_\_ (88) Don't know

☐**PARTYLR**

14. To what degree do you think yourself politically liberal or conservative?

Probing

- \_\_\_ ① Very liberal
- \_\_\_ ② Somewhat liberal
- \_\_\_ ③ Neither liberal nor conservative
- \_\_\_ ④ Somewhat conservative
- \_\_\_ ⑤ Very conservative
- \_\_\_ (8) Don't know

☐**SATFIN**

15. How satisfied are you with the economic condition of your family?

- \_\_\_ ① Very satisfied
- \_\_\_ ② Somewhat satisfied
- \_\_\_ ③ Neither satisfied nor dissatisfied
- \_\_\_ ④ Somewhat dissatisfied
- \_\_\_ ⑤ Very dissatisfied
- \_\_\_ (8) Don't know

☐**RANK**

16. In our society there are groups which tend to be towards the top and groups which tend to be towards the bottom. Below is a scale that runs from top (10) to bottom (1). Where would you put yourself now on this scale?

Bottom

Top

Don't know

\_\_\_ ① \_\_\_ ② \_\_\_ ③ \_\_\_ ④ \_\_\_ ⑤ \_\_\_ ⑥ \_\_\_ ⑦ \_\_\_ ⑧ \_\_\_ ⑨ \_\_\_ ⑩ \_\_\_ (88) \_\_\_

☐







**ATTEND**

26. How often do you attend religious services?

- \_\_\_ (01) A few times a week  
 \_\_\_ (02) Once a week  
 \_\_\_ (03) Two or three times a month  
 \_\_\_ (04) Once a month  
 \_\_\_ (05) Several times a year  
 \_\_\_ (06) Once a year  
 \_\_\_ (07) Less than once a year  
 \_\_\_ (08) NEVER  
 \_\_\_ (88) Don't know

**RELIG**

27. What is your religion?

- \_\_\_ ① Buddhism  
 \_\_\_ ② Protestant  
 \_\_\_ ③ Catholic  
 \_\_\_ ④ No religion (GO TO Q.28)  
 \_\_\_ (77) Other (Specify : )

**RELITEN**

27.1(IF YOU HAVE A RELIGION) Do you call yourself a strong, or not a very strong follower of your religion?

- \_\_\_ ① Strong  
 \_\_\_ ② Somewhat strong  
 \_\_\_ ③ Not very strong  
 \_\_\_ (8) DON'T KNOW

**TERROR**

28. How likely do you think you could be victimized when you walk alone during the night in your village?

- Not likely at all  
 \_\_\_0 \_\_\_1 \_\_\_2 \_\_\_3 \_\_\_4 \_\_\_5 \_\_\_6 \_\_\_7 \_\_\_8 \_\_\_9 \_\_\_10  
 Highly likely

29. How proud are you of Korea in each of the following?

	Very proud	Somewhat proud	Not very proud	Not proud at all	Can't choose
<b>PROUDEM16A</b> 1) The way democracy works	___①___	___②___	___③___	___④___	___(8)___
<b>PROUDPOL16A</b> 2) Its political influence in the world	___①___	___②___	___③___	___④___	___(8)___
<b>ROUDECO16A</b> 3) Korea's economic achievements	___①___	___②___	___③___	___④___	___(8)___
<b>PROUDSSS16A</b> 4) Its social security system	___①___	___②___	___③___	___④___	___(8)___
<b>PROUDSCI16A</b> 5) Its scientific and technological achievements	___①___	___②___	___③___	___④___	___(8)___
<b>PROUDSPT16A</b> 6) Its achievements in sports	___①___	___②___	___③___	___④___	___(8)___
<b>PROUDART16A</b> 7) Its achievements in the arts and literature	___①___	___②___	___③___	___④___	___(8)___
<b>PROUDMIL16A</b> 8) Armed forces	___①___	___②___	___③___	___④___	___(8)___
<b>PROUDHIS16A</b> 9) Its history	___①___	___②___	___③___	___④___	___(8)___
<b>PROUDGRP16A</b> 10) Its fair and equal treatment of all groups in society	___①___	___②___	___③___	___④___	___(8)___

**HAPPINSS**

30. If you were to consider your life in general these days, how happy or unhappy would you say you are, on the whole...

- Very happy  
 \_\_\_①\_\_\_ \_\_\_②\_\_\_ \_\_\_③\_\_\_ \_\_\_④\_\_\_ \_\_\_⑤\_\_\_ \_\_\_(8)\_\_\_  
 Very unhappy Don't know

31. Throughout the day yesterday, did you feel emotions like the following?

	Yes	No	CAN'T CHOOSE
<b>ENJOY</b> 1) Joy	___①___	___②___	___(8)___
<b>CALM</b> 2) Peacefulness	___①___	___②___	___(8)___
<b>WORRY</b> 3) Worry	___①___	___②___	___(8)___
<b>SAD</b> 4) Sadness	___①___	___②___	___(8)___



**DISCRNUMA**

32. The following groups are said to be discriminated in Korean society. However, some people argue that the discrimination against these groups is not severe. Among them, how many groups do you think are not being discriminated severely in Korean society? Detailed opinion on each group is not necessary. Please state **the number** of groups you think discrimination is not severe so that they do not need protection at the governmental level.

Immigrant Workers, People from Jeolla Province, Disabled, Homosexuals, Conscientious Objectors

Probing

- \_\_\_ ① 0 group  
 \_\_\_ ② 1 group  
 \_\_\_ ③ 2 group  
 \_\_\_ ④ 3 group  
 \_\_\_ ⑤ 4 group  
 \_\_\_ ⑥ 5 group  
 \_\_\_ (8) DON'T KNOW

**TOPPROBA**

33. Which of these issues is the most important for Korea today?

- \_\_\_ ① Health care  
 \_\_\_ ② Education  
 \_\_\_ ③ Crime  
 \_\_\_ ④ The environment  
 \_\_\_ ⑤ Immigration  
 \_\_\_ ⑥ The economy  
 \_\_\_ ⑦ Terrorism  
 \_\_\_ ⑧ Poverty  
 \_\_\_ (7) Other (Specify : \_\_\_\_\_)  
 \_\_\_ (8) Don't know

**ORGAN**

34. Supposing that you come to become brain-dead, do you have an intention to donate your organs to those who need them?

Probing

- \_\_\_ ① Yes  
 \_\_\_ ② No  
 \_\_\_ (8) Don't know

35. What do you think is the appropriate age to get married in Korea? Please write the age in number of years for male and female separately. Marriage here means first marriage.

**XYMARAGE Male:** \_\_\_\_\_ **XXMARAGE Female:** \_\_\_\_\_

**URBRURAL**

36. Which of the categories below comes closest to the type of place you are living in now?

Probing

- \_\_\_ ① A big city  
 \_\_\_ ② The suburbs or outskirts of a big city  
 \_\_\_ ③ A small city or a town  
 \_\_\_ ④ A country village  
 \_\_\_ ⑤ A farm or home in the country  
 \_\_\_ (8) DON'T KNOW

※ Next, I'm going to ask about your family.

37. In which country were your parents born?

**FBIRTHPL** • Father: \_\_\_\_\_ **MBIRTHPL** Mother: \_\_\_\_\_

**KIDNUMTO**

38. How many children (sons and daughters) have you had? Please include those who are living together with you or not and also include those who were born by natural birth or who were adopted (Don't include, however, those who are deceased).

• Total: \_\_\_\_\_ (00) None

**HOMPOP**

39. How many family members, including yourself, live at your residence? Do not include those who are temporarily living elsewhere due to schooling, employment, military service, etc.

• NUMBER OF FAMILY MEMBERS LIVING WITH RESPONDENT: \_\_\_\_\_

**SEPAPOP**

40. Are there any family members who are living somewhere else due to schooling, employment, military service, etc? (If there are) How many such persons are there?

• NUMBER OF FAMILY MEMBERS LIVING AWAY FROM RESPONDENT: \_\_\_\_\_ (00) NONE

**UNRELAT**

41. How many persons live in your house who are not your family members (e.g., friends, partner, etc.)?

• NUMBER OF NON-FAMILY MEMBERS LIVING WITH RESPONDENT: \_\_\_\_\_ (00) NONE



42. I would like to ask about your relationship with your family members. Family members include those living in your house, living somewhere else, and those who are not blood-related to you but live in your house. Please answer the following questions accordingly.

Probing

(WRITE DOWN THE PERSON'S RELATIONSHIP TO THE RESPONDENT FIRST, AND THEN ASK THE PERSON'S SEX, AGE, MARITAL STATUS, CO-RESIDENCE STATUS, THE REASON FOR LIVING ELSEWHERE, EMPLOYMENT STATUS, AND THE REASON FOR NOT WORKING. MAKE SURE TO ASK ABOUT EACH AND EVERYONE COUNTED IN QUESTIONS 39, 40 AND 41 ABOVE.)

- 1) Relation to respondent
- 2) Is [PERSON] male or female?
- 3) How old is [PERSON]?
- 4) Is [PERSON] now married, widowed, divorced, separated, cohabiting, or never married?
- 5) Is [PERSON] living in your house, or is [PERSON] staying somewhere else?
- 6) (IF [PERSON] IS TEMPORARILY STAYING ELSEWHERE) What is the primary reason for not living together?
- 7) Is [PERSON] currently working for pay?
- 8) (IF NOT WORKING) What is the primary reason for not working?

SERIAL NO	1) Relation to respondent		2) Sex		3) Age	4) Marital status		5) Co-Residence Status				7) Employment status			
	Relation	Code	① M	② F		Status	Code	① Living together	② Not living together	6) Reason for not living together		① Employed	② Not employed	8) Reason for not working	
										Reason	Code			Reason	Code
1	RELATE		SEX		AGE		MARITAL		AWAY		WHYAWY		EMPLY		WHYNOE
2	RELATE2		GENDER2		OLD2		MAR2		AWAY2		WHYAWY2		EMPLY2		WHYNOE2
3	RELATE3		GENDER3		OLD3		MAR3		AWAY3		WHYAWY3		EMPLY3		WHYNOE3
4	RELATE4		GENDER4		OLD4		MAR4		AWAY4		WHYAWY4		EMPLY4		WHYNOE4
5	RELATE5		GENDER5		OLD5		MAR5		AWAY5		WHYAWY5		EMPLY5		WHYNOE5
6	RELATE6		GENDER6		OLD6		MAR6		AWAY6		WHYAWY6		EMPLY6		WHYNOE6
7	RELATE7		GENDER7		OLD7		MAR7		AWAY7		WHYAWY7		EMPLY7		WHYNOE7
8	RELATE8		GENDER8		OLD8		MAR8		AWAY8		WHYAWY8		EMPLY8		WHYNOE8
9	RELATE9		GENDER9		OLD9		MAR9		AWAY9		WHYAWY9		EMPLY9		WHYNOE9
10	RELATE10		GENDER10		OLD10		MAR10		AWAY10		WHYAWY10		EMPLY10		WHYNOE10

## 《 CODE LISTS 》

1) Relation to respondent			4) Marital status	6) Reasons for living elsewhere	8) Reasons for not working	
(01) Respondent	(11)Grand child	(21) Parent's sibling	① Married	(01) Schooling	(01) Below school age	(11)Searching for job
(02) Spouse	(12) Grand child's spouse	(22) Friend	② Widowed	(02) Employment	(02) In school	(12)Studying
(03) 1st child	(13) Parent	(23) Boarder	③ Divorced	(03) Military service	(03) Staying at home	(13)In the army
(04) 2nd child	(14) Spouse's parent	(24) Housemaid	④ Separated	(04) Respondent's schooling	(04) Old age	(14)Business Failure
(05) 3rd child	(15) Sibling	(25) Partner	⑤ Never married	(05) Respondent's employment	(05) Illness	(15)Do not want to get a job
(06) 4th child	(16) Spouse's sibling	(26) Care provider	⑥ Cohabiting	(77) OTHER (SPECIFY:_____)	(06) Disabled	(17)Religious Belief
(07) 5th child	(17) Grand parent	(77) OTHER (SPECIFY:_____)			(07) Temporarily not working	(18)To Take care of family
(08) 6th child	(18) Nephew/Niece				(08) Unemployed	(19)Can't get a job
(09) 7th child	(19) Cousin				(09) Retired	(77) OTHER (SPECIFY:_____)
(10) Child's spouse	(20) Sibling's spouse				(10) Retired under the age limit	

HHWHO / HDHEAD / HHSEX / HHAGE / HHMARI / HHAWAY / HHWHYAWY / HHEMPLOY / HHWHYNOE

43. Who is the household head?

Probing

SERIAL NUMBER: \_\_\_\_\_

SIBNO1 / SIBNO2 / SIBNO3 / SIBNO4 / SIBNO5 / SIBNO6

44. How many brothers and sisters do you have? Please include those who are deceased.

Older brothers	Older sisters	Yourself	Younger brothers	Younger sisters	Total
		1			

SPSIBNO1 / SPSIBNO2 / SPSIBNO3 / SPSIBNO4 / SPSIBNO5 / SPSIBNO6

45. (IF R HAS A SPOUSE) How many brothers and sisters does your spouse have? Please include those who are deceased. (99) NO SPOUSE

Older brothers	Older sisters	Your spouse	Younger brothers	Younger sisters	Total
		1			

SONNO / DAUNO

46. (IF R HAS CHILDREN) How many sons and daughters have you had? Please include those who have left home or are deceased.

Son: \_\_\_\_\_ Daughter: \_\_\_\_\_ (99) NONE(GO TO Q.48)



47. If you have sons and daughters who do not currently live with you, please tell us about each of them.  
(DO NOT INCLUDE THOSE MENTIONED IN Q40.)

\_\_\_\_ (99) NONE

(GO TO Q.48)

- 1) Relation to respondent
- 2) How old is [PERSON]?
- 3) Is [PERSON] now married, widowed, divorced, separated, cohabiting, or never married?
- 4) Is [PERSON] currently working for pay?
- 5) How far does [PERSON] live from you?
- 6) How often do you keep in face-to-face contact with [PERSON]?
- 7) How often do you keep in any other contact besides face-to-face contact (talking on the phone, writing letters/e-mail, etc.) with [PERSON]?

1) Relation to respondent	2) Age	3) Marital status	4) Employment status		5) How far live?	6) How often face-to-face contact?	7) How often any other contact?
			① Employed	② Not employed			
AC1BOR	AC1OLD	AC1MAR	AC1EMP		AC1FAR	AC1SEE	AC1CAL
AC2BOR	AC2OLD	AC2MAR	AC2EMP		AC2FAR	AC2SEE	AC2CAL
AC3BOR	AC3OLD	AC3MAR	AC3EMP		AC3FAR	AC3SEE	AC3CAL
AC4BOR	AC4OLD	AC4MAR	AC4EMP		AC4FAR	AC4SEE	AC4CAL
AC5BOR	AC5OLD	AC5MAR	AC5EMP		AC5FAR	AC5SEE	AC5CAL
AC6BOR	AC6OLD	AC6MAR	AC6EMP		AC6FAR	AC6SEE	AC6CAL

《 CODE LISTS 》

1) Relation to respondent	3) Marital status	5) How far live?	6) How often face-to-face contact?	7) How often any other contact?
(01) 1st son (02) 1st daughter (03) 2nd son (04) 2nd daughter (05) 3rd son (06) 3rd daughter (07) 4th son (08) 4th daughter (09) 5th son (10) 5th daughter (77) OTHER (____th son/daughter)	① Married ② Widowed ③ Divorced ④ Separated ⑤ Never married ⑥ Cohabiting	(01) Next door, same building, or same street (02) Within 15 minutes' walk (03) Within 15 to 30 minutes by car or train (04) Within 30 minutes to an hour by car or train (05) Within an hour to 3 hours by car or train (06) More than 3 hours by car or train	(01) Daily (02) Several times a week (03) About once a week (04) About once a month (05) Several times a year (06) About once a year (07) Less than once a year	(01) Daily (02) Several times a week (03) About once a week (04) About once a month (05) Several times a year (06) About once a year (07) Less than once a year

48. Please answer the following questions about how often you keep in contact with your parents and your spouse's parents.

- 1) Is [PERSON] alive?
- 2) How old is [PERSON]?
- 3) Is [PERSON] now never married, married, divorced, widowed, separated, or cohabiting?
- 4) Is [PERSON] currently working for pay?
- 5) With whom is [PERSON] currently living?
- 6) How far does [PERSON] live from you?
- 7) How often do you keep in face-to-face contact with [PERSON]?
- 8) How often do you keep in any other contact besides face-to-face contact (talking on the phone, writing letters/e-mail, etc.) with [PERSON]?

Relation to respondent	1) Alive or not		2) Age	3) Marital status	4) Employment status		5) Living Arrangement	6) How far live?	7) How often face-to-face contact?	8) How often any other contact?	Not Applicable
	① Alive	② Not Alive			① Employed	② Not employed					
Own Father	RPAALI		RPAOLD	RPAMAR	RPAEMP		RPACOH	RPAFAR	RPASEE	RPACAL	
Own Mother	RMAALI		RMAOLD	RMAMAR	RMAEMP		RMACOH	RMAFAR	RMASEE	RMACAL	
Spouse's Father	SPPALI		SPPOLD	SPPMAR	SPPEMP		SPPCOH	SPPFAR	SPPSEE	SPPCAL	
Spouse's Mother	SPMALI		SPMOLD	SPMMAR	SPMEMP		SPMCOH	SPMIFAR	SPMSEE	SPMCAL	

《 CODE LISTS 》

3) Marital status	5) Living Arrangement	6) How far live?	7) Face-to-face contact? (frequency)	8) Any other contact? (frequency)
① Married ② Widowed ③ Divorced ④ Separated ⑤ Never married ⑥ Cohabiting	(01) Married son (02) Married daughter (03) Unmarried son or daughter (04) Spouse only (05) Alone (06) A care facility (77) OTHER (SPECIFY: _____)	(00) Living together (01) Next door, same building, or same street (02) Within 15 minutes' walk (03) Within 15 to 30 minutes by car or train (04) Within 30 minutes to an hour by car or train (05) Within an hour to 3 hours by car or train (06) More than 3 hours by car or train	(00) Living together (01) Daily (02) Several times a week (03) About once a week (04) About once a month (05) Several times a year (06) About once a year (07) Less than once a year	(00) Living together (01) Daily (02) Several times a week (03) About once a week (04) About once a month (05) Several times a year (06) About once a year (07) Less than once a year



※ Now, I would like to ask you about how much education you and your family members have received.

**EDUC**

49. What is the highest level of school you have attended?

Probing	____ (00) NO FORMAL SCHOOL ____ (08) OTHERS (EX. SEODANG)  ▼	____ (01) Elementary school ____ (02) Junior high school ____ (03) High school		____ (04) Junior college(Two or three-year course) ____ (05) College (Four-year course) ____ (06) Graduate school (Masters) ____ (07) Graduate school (PhD)		[ ] [ ]  [ ]  [ ] [ ]
		▼				
		<b>GRADUATE</b> 49.1 Did you graduate from this school, or are you currently attending?				
		____ ① Graduated  ▼	____ ② Dropped out ▼	____ ③ Currently attending ▼		
		<b>DROPYR</b> 49.2 In what grade did you drop out? _____ GRADE	<b>CURRYR</b> 49.3 What grade are you in? _____ GRADE			

**SPEDUC**

50. What is the highest level of school your spouse has attended?

Probing	____ (99) NO SPOUSE ____ (00) NO FORMAL SCHOOL ____ (08) OTHERS (EX. SEODANG)  ▼	____ (01) Elementary school ____ (02) Junior high school ____ (03) High school		____ (04) Junior college(Two or three-year course) ____ (05) College (Four-year course) ____ (06) Graduate school (Masters) ____ (07) Graduate school (PhD)		[ ] [ ]  [ ]  [ ] [ ]
		▼				
		<b>SPGRAD</b> 50.1 Did your spouse graduate from this school, or is spouse currently attending?				
		____ ① Graduated  ▼	____ ② Dropped out ▼	____ ③ Currently attending ▼		
		<b>SPDROPYR</b> 50.2 In what grade did your spouse drop out? _____ GRADE	<b>SPCURRYR</b> 50.3 What grade is your spouse in? _____ GRADE			

**PAEDUC**

51. What is the highest level of school your father has attended?

Probing	____ (00) NO FORMAL SCHOOL ____ (08) OTHERS (EX. SEODANG) ____ (88) DON'T KNOW  ▼	____ (01) Elementary school ____ (02) Junior high school ____ (03) High school		____ (04) Junior college(Two or three-year course) ____ (05) College (Four-year course) ____ (06) Graduate school (Masters) ____ (07) Graduate school (PhD)		[ ] [ ]  [ ]  [ ] [ ]
		▼				
		<b>PAGRAD</b> 51.1 Did he graduate from this school, or is he currently attending?				
		____ ① Graduated  ▼	____ ② Dropped out ▼	____ ③ Currently attending ▼		
		<b>PADROPYR</b> 51.2 In what grade did he drop out? _____ GRADE	<b>PACURRYR</b> 51.3 What grade is he in? _____ GRADE			

**MAEDUC**

52. What is the highest level of school your mother has attended?

Probing	____ (00) NO FORMAL SCHOOL ____ (08) OTHERS (EX. SEODANG) ____ (88) DON'T KNOW  ▼	____ (01) Elementary school ____ (02) Junior high school ____ (03) High school		____ (04) Junior college(Two or three-year course) ____ (05) College (Four-year course) ____ (06) Graduate school (Masters) ____ (07) Graduate school (PhD)		[ ] [ ]  [ ]  [ ] [ ]
		▼				
		<b>MAGRAD</b> 52.1 Did she graduate from this school, or is she currently attending?				
		____ ① Graduated  ▼	____ ② Dropped out ▼	____ ③ Currently attending ▼		
		<b>MADROPYR</b> 52.2 In what grade did she drop out? _____ GRADE	<b>MACURRYR</b> 52.3 What grade is she in? _____ GRADE			



※ Next, I am going to ask about your main job.

INCMR

53. Do you have a job that provides income?

Probing

<p style="text-align: right;">___ ① Yes <input type="checkbox"/></p> <p><b>EMPED</b> 53.1 Do you work for someone else?</p> <p style="text-align: right;">___ ① Yes <input type="checkbox"/>      ___ ② No <input type="checkbox"/></p> <p><b>WGSTAT</b> 53.2 What is your employment status? ___ ① Regular employee ___ ② Temporary employee ___ ③ Day labor</p> <p><b>WGPTFL</b> 53.3 Are you working part time or full time? ___ ① Part-time    ___ ② Full-time</p> <p><b>WGWKHR</b> 53.4 How many hours a week do you work on average? _____ Hours (888) DON'T KNOW</p> <p><b>WGSTAB</b> 53.5 Is it possible to keep this job as long as you want? ___ ① Yes    ___ ② No</p> <p><b>WGSECT</b> 53.6 Are you employed by the government, a publicly owned firm, a private firm, or a non-profit organization? ___ ① Government ___ ② Publicly owned firm ___ ③ Private firm ___ ④ Non-profit organization</p> <p><b>WGUNN</b> 53.7 Are you a union member? ___ ① Yes    ___ ② No (GO TO Q.53.7.1)</p> <p><b>WGUNNP</b> (IF NOT UNION MEMBER) 57.7.1 Were you a member of trade union before? ___ ① Yes    ___ ② No</p> <p><b>WGNOEMP</b> 53.8. How many people are working in your company? Please don't count people working in the headquarters or branches located in other area, and include part-time workers, too, in your company. (01) 1-4    (04) 20-49    (07) 300-499 (02) 5-9    (05) 50-99    (08) 500-999 (03) 10-19    (06) 100-299    (09) 1,000+ <input type="checkbox"/></p>	<p style="text-align: right;">___ ② No <input type="checkbox"/></p> <p><b>UNSRCH</b> 53.16 Over the last 7 days, did you actively look for a job? ___ ① Yes ___ ② No</p> <p><b>UNXTINC</b> 53.17 Do you have any sources of income? This interest or dividends, rent, social security, other pensions, alimony or child support, public aid (welfare), and armed forces or veteran's allotment. ___ ① Yes    ___ ② No (GO TO Q.53.18)</p> <p><b>UNXTINCO / UNXTINCM</b> Monthly Average Income: _____ MAN(10,000)WON (CODE NO.: _____) (88) DON'T KNOW</p> <p><b>UNWKEX</b> 53.18 Have you ever had a paid job? ___ ① Yes ___ ② No (GO TO Q.55)</p> <p><b>UNSTAT</b> 53.19 What type of job did you have at that time? ___ ① Worked for government ___ ② Worked for publicly owned firm ___ ③ Worked for private firm ___ ④ Worked for non-profit organization ___ ⑤ Worked for family without being paid ___ ⑥ Self-employed with no employees ___ ⑦ Self-employed with employees (GO TO Q.53.19.1)</p> <p><b>UNNOHI</b> 53.19.1 How many employees did you employ? NUMBER OF EMPLOYEES: _____</p> <p><b>UNSUBO</b> 53.20 Did you have any subordinates in your workplace whom you directly managed and supervised? ___ ① Yes    ___ ② No</p> <p><b>UNWKHR</b> 53.21 How many hours a week did you work on average? _____ Hours (888) DON'T KNOW</p>
<p><b>NUMSUP</b> 53.13.1 How many subordinates do you have in your workplace whom you manage and supervise? _____ persons (IF NOT HAVE, GO TO Q.53.14)</p> <p><b>EMSUBO</b> 53.13.2 Do you have any subordinates in your workplace whom you directly manage and supervise? ___ ① Yes    ___ ② No    ___ (8) DON'T KNOW</p> <p><b>RINCOMO / RINCOME</b> 53.14 Before taxes and other deductions, what is your total monthly average income from this job? This includes your base pay, bonuses, and other allowances. (IF THE RESPONDENT DOES NOT HAVE A REGULAR MONTHLY INCOME (EX. FARMER), THEN DIVIDE THE ESTIMATED ANNUAL INCOME BY 12.) ABOUT _____ MAN(10,000) WON (CODE NO.: _____) (88) DON'T KNOW</p> <p><b>RXTINC / RXTINCO / RXTINCM</b> 53.15 Beside income from your main job, do you have other sources of income? This includes interest or dividends, rent, social security, other pensions, alimony or child support, public aid (welfare), and armed forces or veteran's allotment. If any, what is your monthly average income? ___ ① Yes    ___ ② No (GO TO Q.54) <input type="checkbox"/></p> <p>Other Monthly Average Income: _____ MAN(10,000) WON (CODE NO.: _____) (88) DON'T KNOW</p>	

OCCO8 / INDUSTRY / OCC \*INDUSTRY88 / INDUSTRY08 / OCC88 / NEWOCC

54. What kind of work do you normally do? What do you actually do in that job? If currently not working, tell me about your last job.

Probing

54.1 INDUSTRY: \_\_\_\_\_

54.2 OCCUPATION: \_\_\_\_\_

54.3 JOB DESCRIPTION: \_\_\_\_\_



※ Next, I am going to ask about your spouse's main job.

SPINCMR

55. Does your spouse have a job that provides income?

(9) NO SPOUSE (GO TO Q.57)

Probing

<p>_____ ① Yes <input type="checkbox"/> _____ ② No <input type="checkbox"/></p> <p><b>SPEMPED</b> 55.1 Does your spouse work for someone else?</p>		<p>_____ ① Yes <input type="checkbox"/> _____ ② No <input type="checkbox"/></p> <p><b>SPUNSRCH</b></p> <p>55.14 Over the last 7 days, did your spouse actively look for a job?</p> <p>_____ ① Yes _____ ② No</p> <p><b>SPUNXTN / SPUNXTNO / SPUNXTNM</b></p> <p>55.15 Does your spouse have any sources of income? This interest or dividends, rent, social security, other pensions, alimony or child support, public aid (welfare), and armed forces or veteran's allotment.</p> <p>_____ ① Yes _____ ② No (GO TO Q.55.16)</p> <p><input type="checkbox"/></p> <p>Monthly Average Income: _____</p> <p>MAN(10,000)WON (CODE NO.: _____)</p> <p>(88) DON'T KNOW</p> <p><b>SPUNWKEX</b></p> <p>55.16 Has your spouse ever had a paid job?</p> <p>_____ ① Yes _____ ② No (GO TO Q.57)</p> <p><b>SPUNSTAT</b></p> <p>55.17 What type of job did your spouse have at that time?</p> <p>_____ ① Worked for government</p> <p>_____ ② Worked for publicly owned firm</p> <p>_____ ③ Worked for private firm</p> <p>_____ ④ Worked for non-profit organization</p> <p>_____ ⑤ Worked for family without being paid</p> <p>_____ ⑥ Self-employed with no employees</p> <p>_____ ⑦ Self-employed with employees (GO TO Q.55.17.1)</p> <p><b>SPUNNOHI</b> 55.17.1 How many employees did your spouse employ?</p> <p><b>NUMBER OF EMPLOYEES:</b> _____</p> <p>(888) DON'T KNOW</p> <p><b>SPUNSUBO</b></p> <p>55.18 Did your spouse have any subordinates in the workplace whom s/he directly managed and supervised?</p> <p>_____ ① Yes _____ ② No (8) DON'T KNOW</p> <p><b>SPUNWKHR</b></p> <p>55.19 How many hours a week did your spouse work on average?</p> <p>_____ Hours</p> <p>_____ (888) DON'T KNOW</p>	
<p>_____ ① Yes <input type="checkbox"/> _____ ② No <input type="checkbox"/></p> <p><b>SPWGSTAT</b></p> <p>55.2 What is your spouse's employment status?</p> <p>_____ ① Regular employee</p> <p>_____ ② Temporary employee</p> <p>_____ ③ Day labor</p> <p><b>SPWGPFTL</b></p> <p>55.3 Is your spouse working part time or full time?</p> <p>_____ ① Part-time _____ ② Full-time</p> <p><b>SPWGWKHR</b></p> <p>55.4 How many hours a week does your spouse work on average?</p> <p>_____ Hours</p> <p>_____ (888) DON'T KNOW</p> <p><b>SPWGSTAB</b></p> <p>55.5 Is it possible for your spouse to keep this job as long as s/he wants?</p> <p>_____ ① Yes (8) DON'T KNOW</p> <p>_____ ② No</p> <p><b>SPWGSCT</b></p> <p>55.6 Is your spouse employed by the government, a publicly owned firm, a private firm, or a non-profit organization?</p> <p>_____ ① Government</p> <p>_____ ② Publicly owned firm</p> <p>_____ ③ Private firm</p> <p>_____ ④ Non-profit organization</p> <p><b>SPWGUNN</b></p> <p>55.7 Is your spouse a union member?</p> <p>_____ ① Yes</p> <p>_____ ② No (GO TO Q.55.7.1)</p> <p><b>SPWGUNNP</b> (IF NOT UNION MEMBER)</p> <p>55.7.1 Was your spouse a member of trade union before?</p> <p>_____ ① Yes _____ ② No <input type="checkbox"/></p>		<p>_____ ① Yes <input type="checkbox"/> _____ ② No <input type="checkbox"/></p> <p><b>SPSFSTAT</b></p> <p>55.8 If not employed, is your spouse working for the family, self-employed with no employees, or self-employed with employees?</p> <p>_____ ① Working for family without being paid</p> <p>_____ ② Self-employed with no employees</p> <p>_____ ③ Self-employed with employees (GO TO Q.55.8.1)</p> <p><b>SPSFNOHI</b> (IF SELF-EMPLOYED WITH EMPLOYEES)</p> <p>55.8.1 How many employees does your spouse employ?</p> <p><b>NUMBER OF EMPLOYEES:</b> _____</p> <p><b>SPSFPTFL</b></p> <p>55.9 Is your spouse working part time or full time?</p> <p>_____ ① Part-time _____ ② Full-time</p> <p><b>SPSFWKHR</b></p> <p>55.10 How many hours a week does your spouse work on average?</p> <p>_____ Hours</p> <p>_____ (888) DON'T KNOW</p> <p><input type="checkbox"/></p>	
<p><b>SPNUMSUP</b></p> <p>55.11.1 How many subordinates does your spouse have in the workplace whom s/he manages and supervises?</p> <p>_____ persons (IF NOT HAVE, GO TO Q55.12)</p> <p><b>SPEMSUBO</b></p> <p>55.11.2 Does your spouse have any subordinates in the workplace whom s/he directly manages and supervises?</p> <p>_____ ① Yes _____ ② No _____ (8) DON'T KNOW</p> <p><b>SPINCOMO / SPINCOME</b></p> <p>55.12 Before taxes and other deductions, what is your spouse's total monthly average income from this job? This includes his/her base pay, bonuses, and other allowances. (IF THE RESPONDENT'S SPOUSE DOES NOT HAVE A REGULAR MONTHLY INCOME (EX. FARMER), THEN DIVIDE THE ESTIMATED ANNUAL INCOME BY 12)</p> <p>ABOUT _____ MAN(10,000) WON (CODE NO.: _____)</p> <p>(88) DON'T KNOW</p> <p><b>SPXTINC / SPXTINCO / SPXTINCM</b></p> <p>55.13 Beside income from the main job of your spouse, does your spouse have other sources of income? This includes interest or dividends, rent, social security, other pensions, alimony or child support, public aid (welfare), and armed forces or veteran's allotment. If any, what is his/her monthly average income?</p> <p>_____ ① Yes _____ ② No (GO TO Q.56)</p> <p><input type="checkbox"/></p> <p>Other Monthly Average Income: _____ MAN(10,000) WON (CODE NO.: _____)</p> <p>_____ (88) DON'T KNOW</p>			

SPIND / SPOCC / NEWSPOCC \*INDUSTRY88\_A / INDUSTRY08\_A / OCC88\_A / OCC08\_A

56. What kind of work does your spouse normally do? What does s/he actually do in that job? If currently not working, tell me about his/her last job.

Probing

56.1 INDUSTRY: \_\_\_\_\_

56.2 OCCUPATION: \_\_\_\_\_

56.3 JOB DESCRIPTION: \_\_\_\_\_



**INCOME / INCOME**

57. What is the approximate total monthly income of your household before tax deductions? Please include the income of all household members, including yourself, such as employment income, interest, property and rental income, pensions, various subsidies, or personal financial support received from others. **(For agricultural income or similar, divide the annual income by 12 to enter the monthly amount, and be sure to account for the income of all household members listed in questions 39, 40, and 41, whether they live with you or not. However, exclude household members who do not share finances.)**

--	--	--	--	--	--	--	--

• **APPROXIMATELY:** \_\_\_\_\_ MAN(10,000) WON (CODE NUMBER: \_\_\_\_\_) \_\_\_\_\_ (88) DON'T KNOW

✱ **Next, I am going to ask about your job characteristics. Only respondents who are working should answer.**

**WRIGHTC1 / WRIGHTC2**

58. For the work you do, how much influence do you have in the following areas?

1) Decision regarding how to carry out daily tasks at work

I have no influence.
----------------------

I have full control.
----------------------

Don't know
------------

--	--

① \_\_\_\_\_ ② \_\_\_\_\_ ③ \_\_\_\_\_ ④ \_\_\_\_\_ ⑤ \_\_\_\_\_ ⑥ \_\_\_\_\_ ⑦ \_\_\_\_\_ ⑧ \_\_\_\_\_ ⑨ \_\_\_\_\_ ⑩ \_\_\_\_\_ (88) \_\_\_\_\_

2) Influence in deciding on company guidelines regarding group activity

I have no influence.
----------------------

I have full control.
----------------------

Don't know
------------

--	--

① \_\_\_\_\_ ② \_\_\_\_\_ ③ \_\_\_\_\_ ④ \_\_\_\_\_ ⑤ \_\_\_\_\_ ⑥ \_\_\_\_\_ ⑦ \_\_\_\_\_ ⑧ \_\_\_\_\_ ⑨ \_\_\_\_\_ ⑩ \_\_\_\_\_ (88) \_\_\_\_\_

✱ **Next, I would like to ask you about giving and receiving support among family members.**

59. To what extent do you agree or disagree with each of the following statements about providing financial support for parents? Here, adult man and woman are those who are aged 18 or above.

... ought to provide financial support

Strongly agree
----------------

Fairly agree
--------------

Somewhat agree
----------------

Neither agree nor disagree
----------------------------

Somewhat disagree
-------------------

Fairly disagree
-----------------

Strongly disagree
-------------------

**MAMOPFF** 1) Married adult man for his(her) Own parent(s)

① \_\_\_\_\_ ② \_\_\_\_\_ ③ \_\_\_\_\_ ④ \_\_\_\_\_ ⑤ \_\_\_\_\_ ⑥ \_\_\_\_\_ ⑦ \_\_\_\_\_

**MAFOPFF** 2) Married adult woman for his(her) Own parent(s)

① \_\_\_\_\_ ② \_\_\_\_\_ ③ \_\_\_\_\_ ④ \_\_\_\_\_ ⑤ \_\_\_\_\_ ⑥ \_\_\_\_\_ ⑦ \_\_\_\_\_

**MAMLPFF** 3) Married adult man for his(her) Parent(s)-in-law

① \_\_\_\_\_ ② \_\_\_\_\_ ③ \_\_\_\_\_ ④ \_\_\_\_\_ ⑤ \_\_\_\_\_ ⑥ \_\_\_\_\_ ⑦ \_\_\_\_\_

**MAFLPFF** 4) Married adult woman for his(her) Parent(s)-in-law

① \_\_\_\_\_ ② \_\_\_\_\_ ③ \_\_\_\_\_ ④ \_\_\_\_\_ ⑤ \_\_\_\_\_ ⑥ \_\_\_\_\_ ⑦ \_\_\_\_\_

60. How frequently did you do each of the following things to your own parent(s) for the last 12 months?

**R → R's Own Parent(s)**

Very frequently
-----------------

Often
-------

Sometimes
-----------

Seldom
--------

Not at all
------------

NOT APPLICABLE
----------------

**JACOPFF** 1) Providing financial support

① \_\_\_\_\_ ② \_\_\_\_\_ ③ \_\_\_\_\_ ④ \_\_\_\_\_ ⑤ \_\_\_\_\_ ⑨ \_\_\_\_\_

**JACOPPP** 2) Taking care of household chores (e.g., cleaning, meal preparation, shopping, running errands, etc.) or care work (e.g., child care, health care for parents, etc.)

① \_\_\_\_\_ ② \_\_\_\_\_ ③ \_\_\_\_\_ ④ \_\_\_\_\_ ⑤ \_\_\_\_\_ ⑨ \_\_\_\_\_

61. How frequently did your own parent(s) do each of the following things to you for the last 12 months?

**R's Parent(s) → R**

Very frequently
-----------------

Often
-------

Sometimes
-----------

Seldom
--------

Not at all
------------

NOT APPLICABLE
----------------

**JOPACFF** 1) Providing financial support

① \_\_\_\_\_ ② \_\_\_\_\_ ③ \_\_\_\_\_ ④ \_\_\_\_\_ ⑤ \_\_\_\_\_ ⑨ \_\_\_\_\_

**JOPACPP** 2) Taking care of household chores (e.g., cleaning, meal preparation, shopping, running errands, etc.) or care work (e.g., child care, health care for parents, etc.)

① \_\_\_\_\_ ② \_\_\_\_\_ ③ \_\_\_\_\_ ④ \_\_\_\_\_ ⑤ \_\_\_\_\_ ⑨ \_\_\_\_\_

**ACWHO**

62. (IF HAVE ADULT CHILD(REN)) Which adult child do you have the most frequent contact with, including face-to-face, by telephone, mails, or on the internet? If you think you have the same degree of contact with more than one adult child, please choose the child to whom you talked most in recent days.

\_\_\_\_ (99) DON'T HAVE ADULT CHILD

(GO TO Q.63)

\_\_\_\_ ① Eldest son

\_\_\_\_ ② Younger son

\_\_\_\_ ③ Eldest daughter

\_\_\_\_ ④ Younger daughter

\_\_\_\_ ⑤ Eldest son-in-law

\_\_\_\_ ⑥ Younger son-in-law

\_\_\_\_ ⑦ Eldest daughter-in-law

\_\_\_\_ ⑧ Younger daughter-in-law

--	--



## ACWHOCOR

62.1 For the adult child you just mentioned, does he or she co-reside with you?

\_\_\_ ① Yes

\_\_\_ ② No

☐

62.2 How frequently did you do each of the following things to your adult child you just mentioned in Q.62 for the last 12 months?

R → Adult child

Very frequently	Often	Sometimes	Seldom	Not at all
___ ① ___	___ ② ___	___ ③ ___	___ ④ ___	___ ⑤ ___

SEPACFF 1) Providing financial support

SEPACPP 2) Taking care of household chores (e.g., cleaning, meal preparation, shopping, running errands, etc.) or care work (e.g., child care, health care for parents, etc.)

___ ① ___	___ ② ___	___ ③ ___	___ ④ ___	___ ⑤ ___
-----------	-----------	-----------	-----------	-----------

62.3 How frequently did your adult child you mentioned in Q62 do each of the following things to you for the last 12 months?

Adult child → R

Very frequently	Often	Sometimes	Seldom	Not at all
___ ① ___	___ ② ___	___ ③ ___	___ ④ ___	___ ⑤ ___

SACEPFF 1) Providing financial support

SACEPPP 2) Taking care of household chores (e.g., cleaning, meal preparation, shopping, running errands, etc.) or care work (e.g., child care, health care for parents, etc.)

___ ① ___	___ ② ___	___ ③ ___	___ ④ ___	___ ⑤ ___
-----------	-----------	-----------	-----------	-----------

63. (IF CURRENTLY MARRIED) How frequently did you do each of the following things to your parent(s)-in-law for the last 12 months?

\_\_\_ (9) NO SPOUSE (GO TO Q.65)

R → R's Parent(s)-in-Law

Very frequently	Often	Sometimes	Seldom	Not at all
___ ① ___	___ ② ___	___ ③ ___	___ ④ ___	___ ⑤ ___

JACLFFF 1) Providing financial support

JACLPPP 2) Taking care of household chores (e.g., cleaning, meal preparation, shopping, running errands, etc.) or care work (e.g., child care, health care for parents, etc.)

___ ① ___	___ ② ___	___ ③ ___	___ ④ ___	___ ⑤ ___
-----------	-----------	-----------	-----------	-----------

64. (IF CURRENTLY MARRIED) How frequently did you do each of the following things to your parent(s)-in-law for the last 12 months?

\_\_\_ (9) NO SPOUSE (GO TO Q.65)

R's Parent(s)-in-Law → R

Very frequently	Often	Sometimes	Seldom	Not at all
___ ① ___	___ ② ___	___ ③ ___	___ ④ ___	___ ⑤ ___

JLPACFF 1) Providing financial support

JLPACPP 2) Taking care of household chores (e.g., cleaning, meal preparation, shopping, running errands, etc.) or care work (e.g., child care, health care for parents, etc.)

___ ① ___	___ ② ___	___ ③ ___	___ ④ ___	___ ⑤ ___
-----------	-----------	-----------	-----------	-----------

65. How often do you do the followings?

Almost everyday	Several times a week	About once a week	About once a month	Several times a year	About once a year	Less than once a year
-----------------	----------------------	-------------------	--------------------	----------------------	-------------------	-----------------------

HOUWK1 1) Prepare the evening meal

HOUWK2 2) Do the laundry

HOUWK3 3) Clean the house

HOUWK4 4) Make simple home repair

HOUWK5 5) Shop for everyday necessities

___ ① ___	___ ② ___	___ ③ ___	___ ④ ___	___ ⑤ ___	___ ⑥ ___	___ ⑦ ___
___ ① ___	___ ② ___	___ ③ ___	___ ④ ___	___ ⑤ ___	___ ⑥ ___	___ ⑦ ___
___ ① ___	___ ② ___	___ ③ ___	___ ④ ___	___ ⑤ ___	___ ⑥ ___	___ ⑦ ___
___ ① ___	___ ② ___	___ ③ ___	___ ④ ___	___ ⑤ ___	___ ⑥ ___	___ ⑦ ___
___ ① ___	___ ② ___	___ ③ ___	___ ④ ___	___ ⑤ ___	___ ⑥ ___	___ ⑦ ___

## ELDCARES

66. Who do you think is most responsible for taking care of old parents? (Choose only one)

\_\_\_ ① Eldest son or his family

\_\_\_ ② Any son or his family

\_\_\_ ③ Any daughter or her family

\_\_\_ ④ Any son or daughter, or his/her family

\_\_\_ ⑤ All children or their family

\_\_\_ ⑥ Children or their family are not responsible

\_\_\_ (77) OTHER (SPECIFY \_\_\_\_\_)

☐



※ Next, I would like to ask you about family-related issues.

67. To what extent do you agree or disagree with each of the following statements?

	Strongly agree	Fairly agree	Somewhat agree	Neither agree nor disagree	Somewhat disagree	Fairly disagree	Strongly disagree
<b>FAMVAL1</b> 1) Husband should be older than wife.	___①___	___②___	___③___	___④___	___⑤___	___⑥___	___⑦___
<b>FAMVAL2</b> 2) It is not necessary to have children in marriage.	___①___	___②___	___③___	___④___	___⑤___	___⑥___	___⑦___
<b>FAMVAL3</b> 3) Married men are generally happier than unmarried men.	___①___	___②___	___③___	___④___	___⑤___	___⑥___	___⑦___
<b>FAMVAL4</b> 4) Married women are generally happier than unmarried women.	___①___	___②___	___③___	___④___	___⑤___	___⑥___	___⑦___
<b>FAMVAL5</b> 5) It is all right for a couple to live together without intending to get married.	___①___	___②___	___③___	___④___	___⑤___	___⑥___	___⑦___
<b>FAMVAL6</b> 6) People who want to divorce must wait until children are grown up.	___①___	___②___	___③___	___④___	___⑤___	___⑥___	___⑦___
<b>FAMVAL7</b> 7) Divorce is usually the best solution when a couple can't seem to work out their marriage.	___①___	___②___	___③___	___④___	___⑤___	___⑥___	___⑦___

68. To what extent do you agree or disagree with each of the following statements?

	Strongly agree	Fairly agree	Somewhat agree	Neither agree nor disagree	Somewhat disagree	Fairly disagree	Strongly disagree
<b>SEXROLE1</b> 1) It is more important for a wife to help her husband's career than to pursue her own career.	___①___	___②___	___③___	___④___	___⑤___	___⑥___	___⑦___
<b>SEXROLE2</b> 2) A husband's job is to earn money; a wife's job is to look after the home and family.	___①___	___②___	___③___	___④___	___⑤___	___⑥___	___⑦___
<b>KIDSUFFR16</b> 3) It's not good for a pre-school child if the mother is working.	___①___	___②___	___③___	___④___	___⑤___	___⑥___	___⑦___
<b>SEXROLE4</b> 4) During an economic recession, it is all right for women to be laid off before men.	___①___	___②___	___③___	___④___	___⑤___	___⑥___	___⑦___

69. To what extent do you agree or disagree with each of the following statements?

	Strongly agree	Somewhat agree	Neither agree nor disagree	Somewhat disagree	Strongly disagree	DON'T KNOW
<b>MARMUST</b> 1) You need to marry no matter what.	___①___	___②___	___③___	___④___	___⑤___	___(8)___
<b>MAWRKWRM</b> 2) A working mother can establish just as warm and secure a relationship with her children as a mother who does not work.	___①___	___②___	___③___	___④___	___⑤___	___(8)___
<b>FAMSUFFR</b> 3) All in all, family life suffers when the woman has a full-time job.	___①___	___②___	___③___	___④___	___⑤___	___(8)___
<b>HOUSEWRK</b> 4) Being a housewife is just as fulfilling as working for pay.	___①___	___②___	___③___	___④___	___⑤___	___(8)___

70. To what extent do you agree or disagree with each of the following statements?

	Strongly agree	Fairly agree	Somewhat agree	Neither agree nor disagree	Somewhat disagree	Fairly disagree	Strongly disagree
<b>PATRACH1</b> 1) The authority of father in a family should be respected under any circumstances.	___①___	___②___	___③___	___④___	___⑤___	___⑥___	___⑦___
<b>PATRACH2</b> 2) Children must make efforts to do something that would bring honor to their parents.	___①___	___②___	___③___	___④___	___⑤___	___⑥___	___⑦___
<b>PATRACH5</b> 3) To continue the family line, one must have at least one son.	___①___	___②___	___③___	___④___	___⑤___	___⑥___	___⑦___
<b>PATRACH7</b> 4) One must put familial well-being and interest before one's own.	___①___	___②___	___③___	___④___	___⑤___	___⑥___	___⑦___



**FAMDINN**

71. How often do you and your family have a supper together? Family here indicates those family members who are currently living together with you.

- \_\_\_ ① Almost everyday  
 \_\_\_ ② Several times a week  
 \_\_\_ ③ About once a week  
 \_\_\_ ④ About once a month  
 \_\_\_ ⑤ Several times a year  
 \_\_\_ ⑥ About once a year  
 \_\_\_ ⑦ Less than once a year  
 \_\_\_ ⑨ LIVING AWAY FROM FAMILY

☐**FAMLEIS**

72. How often do you and your family do leisure activities together? Family here indicates those family members who are currently living together with you.

- \_\_\_ ① Almost everyday  
 \_\_\_ ② Several times a week  
 \_\_\_ ③ About once a week  
 \_\_\_ ④ About once a month  
 \_\_\_ ⑤ Several times a year  
 \_\_\_ ⑥ About once a year  
 \_\_\_ ⑦ Less than once a year  
 \_\_\_ ⑨ LIVING AWAY FROM FAMILY

☐

Proving

**LIFESAT**

73. All things considered, how satisfied are you with your life as a whole these days?

Very Satisfied

Very Dissatisfied

☐

\_\_\_ ① \_\_\_ ② \_\_\_ ③ \_\_\_ ④ \_\_\_ ⑤

※ Next, I would like to ask you about your marriage. (ASK ONLY THOSE WHO ARE CURRENTLY MARRIED OR WIDOWED, AND GO TO Q.80 FOR THOSE WHO ARE NEVER MARRIED, DIVORCED OR SEPARATED)

**MARYEAR / MARAGE**

74. When did you marry your current spouse and how old were you at that time?

YEAR OF MARRIAGE : \_\_\_\_\_

AGE OF MARRIAGE : \_\_\_\_\_


**RFSTMR**

75. Was it the first marriage for you?

- \_\_\_ ① Yes \_\_\_ ② No (GO TO Q.75.1)

☐**PFSTMRAG**

75.1. (IF IT WAS NOT THE FIRST MARRIAGE) How old were you when you married first time? \_\_\_\_\_

☐**SPFSTMR**

76. Was it the first marriage for your spouse?

- \_\_\_ ① Yes \_\_\_ ② No

☐

(ASK THE FOLLOWING QUESTIONS IF THE RESPONDENT HAS A SPOUSE, BUT IF WIDOWED GO TO Q.80)

77. How often does your spouse do the followings?

	Almost everyday	Several times a week	About once a week	About once a month	Several times a year	About once a year	Less than once a year
<b>SPHOUWK1</b> 1) Prepare the evening meal	___ ① ___	___ ② ___	___ ③ ___	___ ④ ___	___ ⑤ ___	___ ⑥ ___	___ ⑦ ___
<b>SPHOUWK2</b> 2) Do the laundry	___ ① ___	___ ② ___	___ ③ ___	___ ④ ___	___ ⑤ ___	___ ⑥ ___	___ ⑦ ___
<b>SPHOUWK3</b> 3) Clean the house	___ ① ___	___ ② ___	___ ③ ___	___ ④ ___	___ ⑤ ___	___ ⑥ ___	___ ⑦ ___
<b>SPHOUWK4</b> 4) Make small repairs around house	___ ① ___	___ ② ___	___ ③ ___	___ ④ ___	___ ⑤ ___	___ ⑥ ___	___ ⑦ ___
<b>SPHOUWK5</b> 5) Shop for everyday necessities	___ ① ___	___ ② ___	___ ③ ___	___ ④ ___	___ ⑤ ___	___ ⑥ ___	___ ⑦ ___

78. Who primarily decides (or decided) the following familial items?

	Always I	Usually I	Equally between me and spouse	Usually my spouse	Always my spouse	Other family member(s)	Not applicable
<b>CONJPWR1</b> 1) Children's discipline and education	___ ① ___	___ ② ___	___ ③ ___	___ ④ ___	___ ⑤ ___	___ ⑥ ___	___ ⑨ ___
<b>CONJPWR2</b> 2) Support for my own parents	___ ① ___	___ ② ___	___ ③ ___	___ ④ ___	___ ⑤ ___	___ ⑥ ___	___ ⑨ ___
<b>CONJPWR3</b> 3) Purchase higher cost items	___ ① ___	___ ② ___	___ ③ ___	___ ④ ___	___ ⑤ ___	___ ⑥ ___	___ ⑨ ___



**MARSAT**

79. Considering all things together, how would you describe your marriage? Would you say that you are very satisfied or dissatisfied with your marriage?

Very Satisfied

Very  
Dissatisfied

\_\_\_\_\_ ① \_\_\_\_\_

\_\_\_\_\_ ② \_\_\_\_\_

\_\_\_\_\_ ③ \_\_\_\_\_

\_\_\_\_\_ ④ \_\_\_\_\_

\_\_\_\_\_ ⑤ \_\_\_\_\_

**(ASK ALL RESPONDENTS THE QUESTIONS BELOW)**

80. Next, I will ask you about your family's health. How would you rate [PERSON]'s health?

Very  
goodVery  
poorNot  
applicable

<b>HEALR</b>	1) Your health	_____ ① _____	_____ ② _____	_____ ③ _____	_____ ④ _____	_____ ⑤ _____	_____ (9) _____
<b>HEALSP</b>	2) Your spouse's health	_____ ① _____	_____ ② _____	_____ ③ _____	_____ ④ _____	_____ ⑤ _____	_____ (9) _____
<b>HEALOP1</b>	3) Your father's health	_____ ① _____	_____ ② _____	_____ ③ _____	_____ ④ _____	_____ ⑤ _____	_____ (9) _____
<b>HEALOP2</b>	4) Your mother's health	_____ ① _____	_____ ② _____	_____ ③ _____	_____ ④ _____	_____ ⑤ _____	_____ (9) _____
<b>HEALLP1</b>	5) Your father-in-law's health	_____ ① _____	_____ ② _____	_____ ③ _____	_____ ④ _____	_____ ⑤ _____	_____ (9) _____
<b>HEALLP2</b>	6) Your mother-in-law's health	_____ ① _____	_____ ② _____	_____ ③ _____	_____ ④ _____	_____ ⑤ _____	_____ (9) _____

**LIVE15YR**

81. Where did you live the longest before age 15?

\_\_\_\_\_ ① A big city

\_\_\_\_\_ ③ A town

\_\_\_\_\_ ② A medium or small-sized city

\_\_\_\_\_ ④ A rural village

**\* Next, I would like to ask a few questions concerning the role of government. Government here indicates the central government.**

**LAWOBEY**

82. In general, would you say that people should obey the law without exception, or are there exceptional occasions on which people should follow their consciences even if it means breaking the law?

\_\_\_\_\_ ① Obey the law without exception

\_\_\_\_\_ ② Follow conscience on occasions

\_\_\_\_\_ (8) Can't choose

83. There are many ways people or organizations can protest against a government action they strongly oppose. Please show which you think should be allowed and which should not be allowed.

Probing

Definitely

Probably

Probably  
notDefinitely  
notCan't  
choose

<b>PROTEST1</b>	1) Organizing public meetings to protest against the government.	_____ ① _____	_____ ② _____	_____ ③ _____	_____ ④ _____	_____ (8) _____
<b>PROTEST2</b>	2) Organizing protest marches and demonstrations.	_____ ① _____	_____ ② _____	_____ ③ _____	_____ ④ _____	_____ (8) _____

84. There are some people whose views are considered extreme by the majority. Consider people who want to overthrow the government by revolution. Do you think such people should be allowed to ...

Definitely

Probably

Probably  
notDefinitely  
notCan't  
choose

<b>EXTREM1</b>	1) hold public meetings to express their views?	_____ ① _____	_____ ② _____	_____ ③ _____	_____ ④ _____	_____ (8) _____
<b>EXTREM2</b>	2) publish books expressing their views?	_____ ① _____	_____ ② _____	_____ ③ _____	_____ ④ _____	_____ (8) _____

**INNOGUIL**

85. All systems of justice make mistakes, but which do you think is worse ...

\_\_\_\_\_ ① to convict an innocent person.

\_\_\_\_\_ ② to let a guilty person go free.

\_\_\_\_\_ (8) Can't choose



86. Here are some things the government might do for the economy. Please show which actions you are in favour of and which you are against.

Probing		Strongly in favor of	In favor of	Neither in favor of nor against	Against	Strongly against	Can't choose
<b>GOVSUP1</b>	1) Cuts in government spending.	①	②	③	④	⑤	(8)
<b>GOVSUP2</b>	2) Government financing of projects to create new jobs.	①	②	③	④	⑤	(8)
<b>GOVSUP3</b>	3) Less government regulation of business.	①	②	③	④	⑤	(8)
<b>GOVSUP4</b>	4) Support for industry to develop new products and technology.	①	②	③	④	⑤	(8)
<b>GOVSUP5</b>	5) Support for declining industries to protect jobs.	①	②	③	④	⑤	(8)
<b>GOVSUP6</b>	6) Reducing the working week to create more jobs.	①	②	③	④	⑤	(8)

87. Listed below are various areas of government spending. Please show whether you would like to see more or less government spending in each area. Remember that if you say "much more", it might require a tax increase to pay for it.

	Spend much more	Spend more	Spend the same as now	Spend less	Spend much less	Can't choose	
<b>GOVSPD1</b>	1) The environment	①	②	③	④	⑤	(8)
<b>GOVSPD2</b>	2) Health	①	②	③	④	⑤	(8)
<b>GOVSPD3</b>	3) The police and law enforcement	①	②	③	④	⑤	(8)
<b>GOVSPD4</b>	4) Education	①	②	③	④	⑤	(8)
<b>GOVSPD5</b>	5) The military and defence	①	②	③	④	⑤	(8)
<b>GOVSPD6</b>	6) Old age pensions	①	②	③	④	⑤	(8)
<b>GOVSPD7</b>	7) Unemployment benefit	①	②	③	④	⑤	(8)
<b>GOVSPD8</b>	8) Culture and the arts	①	②	③	④	⑤	(8)

88. On the whole, do you think it should or should not be the government's responsibility to ...

	Definitely should be	Probably should be	Probably should not be	Definitely should not be	Can't choose	
<b>GOVRES1</b>	1) provide a job for everyone who wants one.	①	②	③	④	(8)
<b>GOVRES2</b>	2) keep prices under control.	①	②	③	④	(8)
<b>GOVRES3</b>	3) provide health care for the sick.	①	②	③	④	(8)
<b>GOVRES4</b>	4) provide a decent standard of living for the old.	①	②	③	④	(8)
<b>GOVRES5</b>	5) provide industry with the help it needs to grow.	①	②	③	④	(8)
<b>GOVRES6</b>	6) provide a decent standard of living for the unemployed.	①	②	③	④	(8)
<b>GOVRES7</b>	7) reduce income differences between the rich and the poor.	①	②	③	④	(8)
<b>GOVRES8</b>	8) give financial help to university students from low-income families.	①	②	③	④	(8)
<b>GOVRES9</b>	9) provide decent housing for those who can't afford it.	①	②	③	④	(8)
<b>GOVRES10</b>	10) impose strict laws to make industry do less damage to the environment.	①	②	③	④	(8)
<b>GOVRES11</b>	11) promote equality between men and women.	①	②	③	④	(8)

89. People have different opinions on who should provide services in Korea. Who do you think should primarily provide ...

	Government	Private companies/for-profit organizations	Non-profit organizations/charities/cooperatives	Religious organizations	Family, relatives or friends	Can't choose	
<b>CAREMED</b>	1) health care for the sick.	①	②	③	④	⑤	(8)
<b>CAREAGED</b>	2) care for older people.	①	②	③	④	⑤	(8)
<b>CARECHILD</b>	3) school education for children.	①	②	③	④	⑤	(8)



90. Here is a list of people and organizations that can influence government actions. Please read through the list and while in the boxes below the letters corresponding to the ones you think have the most and the second most influence on the actions of the Korea government?

Probing

- |                                       |   |
|---------------------------------------|---|
| ① The media                           | ⑥ Organised crime   |
| ② Trade unions                        | ⑦ People who vote for the party/the parties in government |
| ③ Business, banks and industry        | ⑧ Citizens in general                                     |
| ④ Religious organizations/authorities | ⑨ Civic and voluntary organizations                       |
| ⑤ The military/army                   | ⑩ International organizations (e.g.:UN, IMF)              |
|                                       | (88) Can't choose   |

**INFLGOV1** 1) Most influence \_\_\_\_\_

**INFLGOV2** 2) Second most influence \_\_\_\_\_


**INFLPOLY**

91. Here are two opinions about what affects policies in Korea. Which of them comes closest to your view?

- \_\_\_ ① Policies in Korea depend more on what is happening in the world economy, rather than who is in government.
- \_\_\_ ② Policies in Korea depend more on who is in government, rather than what is in the world economy.
- \_\_\_ (8) CAN'T CHOOSE

--

92. Do you think that the Korea government should or should not be have the right to do the following:

Definitely should have right.	Probably should have right.	Probably should not have right.	Definitely should not have right.	Can't choose
-------------------------------------	-----------------------------------	--	--	-----------------

**SURVECAM** 1) keep people under video surveillance in public areas? \_\_\_\_\_ ① \_\_\_\_\_ ② \_\_\_\_\_ ③ \_\_\_\_\_ ④ \_\_\_\_\_ (8) \_\_\_\_\_

**SURVEINT** 2) monitor e-mails and any other information exchanged on the internet? \_\_\_\_\_ ① \_\_\_\_\_ ② \_\_\_\_\_ ③ \_\_\_\_\_ ④ \_\_\_\_\_ (8) \_\_\_\_\_

**OPENGOV**

93. Here is a scale from 0 to 10 where 0 is "all government information should be publicly available even if this meant a risk to public security" and 10 is "public security should be given priority, even if this meant limiting access to government information". Where would you place yourself on such a scale?

All government information  
should be publicly available  
even if this meant a risk to  
public security.

Public security should be  
given priority, even if this  
meant limiting access to  
government information.

Can't  
choose

\_\_\_ ① \_\_\_ ② \_\_\_ ③ \_\_\_ ④ \_\_\_ ⑤ \_\_\_ ⑥ \_\_\_ ⑦ \_\_\_ ⑧ \_\_\_ ⑨ \_\_\_ ⑩ \_\_\_ (88) \_\_\_

94. Some people think that governments should have the right to take certain measure in the name of national security. Others disagree. Do you think the Korea government should or should not have the right to do the following:

Definitely should have right.	Probably should have right.	Probably should not have right.	Definitely should not have right.	Can't choose
-------------------------------------	-----------------------------------	--	--	-----------------

**INFORES1** 1) Collect information about anyone living in Korea without their knowledge. \_\_\_\_\_ ① \_\_\_\_\_ ② \_\_\_\_\_ ③ \_\_\_\_\_ ④ \_\_\_\_\_ (8) \_\_\_\_\_

**INFOFORE** 2) Collect information about anyone living in other countries without their knowledge. \_\_\_\_\_ ① \_\_\_\_\_ ② \_\_\_\_\_ ③ \_\_\_\_\_ ④ \_\_\_\_\_ (8) \_\_\_\_\_

95. How successful do you think the government in Korea is nowadays in each of the following areas?

Very successful	Quite successful	Neither successful nor unsuccessful	Quite unsuccessful	Very unsuccessful	Can't choose
--------------------	---------------------	---	-----------------------	----------------------	-----------------

**GOVPER1** 1) Providing health care for the sick \_\_\_\_\_ ① \_\_\_\_\_ ② \_\_\_\_\_ ③ \_\_\_\_\_ ④ \_\_\_\_\_ ⑤ \_\_\_\_\_ (8) \_\_\_\_\_

**GOVPER2** 2) Providing a decent standard of living for the old \_\_\_\_\_ ① \_\_\_\_\_ ② \_\_\_\_\_ ③ \_\_\_\_\_ ④ \_\_\_\_\_ ⑤ \_\_\_\_\_ (8) \_\_\_\_\_

**GOVPER3** 3) Dealing with threats to Korea security \_\_\_\_\_ ① \_\_\_\_\_ ② \_\_\_\_\_ ③ \_\_\_\_\_ ④ \_\_\_\_\_ ⑤ \_\_\_\_\_ (8) \_\_\_\_\_

**GOVPER4** 4) Controlling crime \_\_\_\_\_ ① \_\_\_\_\_ ② \_\_\_\_\_ ③ \_\_\_\_\_ ④ \_\_\_\_\_ ⑤ \_\_\_\_\_ (8) \_\_\_\_\_

**GOVPER5** 5) Fighting unemployment \_\_\_\_\_ ① \_\_\_\_\_ ② \_\_\_\_\_ ③ \_\_\_\_\_ ④ \_\_\_\_\_ ⑤ \_\_\_\_\_ (8) \_\_\_\_\_

**GOVPER6** 6) Protecting the environment \_\_\_\_\_ ① \_\_\_\_\_ ② \_\_\_\_\_ ③ \_\_\_\_\_ ④ \_\_\_\_\_ ⑤ \_\_\_\_\_ (8) \_\_\_\_\_



96. Suppose the government suspected that a terrorist act was about to happen. Do you think the authorities should have the right to ...

Probing

Definitely should have right.	Probably should have right.	Probably should not have right.	Definitely should not have right.	Can't choose
-------------------------------------	-----------------------------------	--	--	-----------------

- GOVAUT1** 1) detain people for as long as they want without putting them on trial? \_\_\_\_\_ ① \_\_\_\_\_ ② \_\_\_\_\_ ③ \_\_\_\_\_ ④ \_\_\_\_\_ (8) \_\_\_\_\_
- GOVAUT2** 2) tap people's telephone conversations? \_\_\_\_\_ ① \_\_\_\_\_ ② \_\_\_\_\_ ③ \_\_\_\_\_ ④ \_\_\_\_\_ (8) \_\_\_\_\_
- GOVAUT3** 3) stop and search people in the street at random? \_\_\_\_\_ ① \_\_\_\_\_ ② \_\_\_\_\_ ③ \_\_\_\_\_ ④ \_\_\_\_\_ (8) \_\_\_\_\_

**POLINTO6**

97. How interested would you say you personally are in politics?

- \_\_\_\_\_ ① Very interested \_\_\_\_\_ ④ Not very interested
- \_\_\_\_\_ ② Fairly interested \_\_\_\_\_ ⑤ Not at all interested
- \_\_\_\_\_ ③ Somewhat interested \_\_\_\_\_ (8) Can't choose

□

98. Please tick one box on each line to show how much you agree or disagree with each of the following statements.

Strongly agree	Agree	Neither agree nor disagree	Disagree	Strongly disagree	Can't choose
-------------------	-------	----------------------------------	----------	----------------------	-----------------

- POLEFF1** 1) People like me don't have any say about what the government does. \_\_\_\_\_ ① \_\_\_\_\_ ② \_\_\_\_\_ ③ \_\_\_\_\_ ④ \_\_\_\_\_ ⑤ \_\_\_\_\_ (8) \_\_\_\_\_
- POLEFF3** 2) I feel that I have a pretty good understanding of the important political issues facing our country. \_\_\_\_\_ ① \_\_\_\_\_ ② \_\_\_\_\_ ③ \_\_\_\_\_ ④ \_\_\_\_\_ ⑤ \_\_\_\_\_ (8) \_\_\_\_\_
- POLEFF5** 3) People we elect as MNA try to keep the promises they have made during the election. \_\_\_\_\_ ① \_\_\_\_\_ ② \_\_\_\_\_ ③ \_\_\_\_\_ ④ \_\_\_\_\_ ⑤ \_\_\_\_\_ (8) \_\_\_\_\_
- POLEFF6** 4) Most civil servants can be trusted to do what is best for the country. \_\_\_\_\_ ① \_\_\_\_\_ ② \_\_\_\_\_ ③ \_\_\_\_\_ ④ \_\_\_\_\_ ⑤ \_\_\_\_\_ (8) \_\_\_\_\_

99. Generally, how would you describe taxes in Korea today? (We mean all taxes together, including [wage deductions], [income tax], [taxes on goods and services] and all the rest.)

Much too high	Too high	About right	Too low	Much too low	Can't choose
------------------	----------	----------------	------------	-----------------	-----------------

- TAXAMT1** 1) First, for those with high incomes, taxes are ... \_\_\_\_\_ ① \_\_\_\_\_ ② \_\_\_\_\_ ③ \_\_\_\_\_ ④ \_\_\_\_\_ ⑤ \_\_\_\_\_ (8) \_\_\_\_\_
- TAXAMT2** 2) Next, for those with middle incomes, taxes are ... \_\_\_\_\_ ① \_\_\_\_\_ ② \_\_\_\_\_ ③ \_\_\_\_\_ ④ \_\_\_\_\_ ⑤ \_\_\_\_\_ (8) \_\_\_\_\_
- TAXAMT3** 3) Lastly, for those with low incomes, taxes are ... \_\_\_\_\_ ① \_\_\_\_\_ ② \_\_\_\_\_ ③ \_\_\_\_\_ ④ \_\_\_\_\_ ⑤ \_\_\_\_\_ (8) \_\_\_\_\_

100. In general, how often do you think that the tax authorities in Korea do you following?

Almost always	Often	Sometimes	Almost never	Can't choose
------------------	-------	-----------	-----------------	-----------------

- TAXAUTHO1** 1) make sure people pay their taxes \_\_\_\_\_ ① \_\_\_\_\_ ② \_\_\_\_\_ ③ \_\_\_\_\_ ④ \_\_\_\_\_ (8) \_\_\_\_\_
- TAXAUTHO2** 2) treat everyone in accordance with the law, regardless of their contacts or position in society? \_\_\_\_\_ ① \_\_\_\_\_ ② \_\_\_\_\_ ③ \_\_\_\_\_ ④ \_\_\_\_\_ (8) \_\_\_\_\_

101. In general, how often do you think that major private companies in Korea do you following?

Almost always	Often	Sometimes	Almost never	Can't choose
------------------	-------	-----------	-----------------	-----------------

- PRIFIRM1** 1) comply with laws and regulations \_\_\_\_\_ ① \_\_\_\_\_ ② \_\_\_\_\_ ③ \_\_\_\_\_ ④ \_\_\_\_\_ (8) \_\_\_\_\_
- PRIFIRM2** 2) try to avoid paying their taxes \_\_\_\_\_ ① \_\_\_\_\_ ② \_\_\_\_\_ ③ \_\_\_\_\_ ④ \_\_\_\_\_ (8) \_\_\_\_\_

**POLCORRU**

102. In your opinion, about how many politicians in Korea are involved in corruption?

- \_\_\_\_\_ ① Almost none \_\_\_\_\_ ④ Quite a lot
- \_\_\_\_\_ ② A few \_\_\_\_\_ ⑤ Almost all
- \_\_\_\_\_ ③ Some \_\_\_\_\_ (8) CAN'T CHOOSE

□

**OFFCORRU**

103. And in your opinion, about how many public officials in Korea are involved in corruption?

- \_\_\_\_\_ ① Almost none \_\_\_\_\_ ④ Quite a lot
- \_\_\_\_\_ ② A few \_\_\_\_\_ ⑤ Almost all
- \_\_\_\_\_ ③ Some \_\_\_\_\_ (8) CAN'T CHOOSE

□



**OFFBRIBE**

104. In the last five years, how often have you or a member of your immediate family come cross a public official who hinted they wanted, or asked for, a bribe or favour in return for a service?

- \_\_\_ ① Never  
 \_\_\_ ② Seldom  
 \_\_\_ ③ Occasionally  
 \_\_\_ ④ Quite often  
 \_\_\_ ⑤ Very often  
 \_\_\_ (8) CAN'T CHOOSE

☐**DESIRGOV**

105. In order to serve the public interest, what do you think is the desirable form of the government?

- Probing
- \_\_\_ ① Government intervention should be minimized and operated according to the market principles.  
 \_\_\_ ② Government intervention should be restricted but it should perform services such as rails and postal service that the government must get involved and carry on.  
 \_\_\_ ③ Government involvement should be maximized although it should be very cooperative with the market and private sectors in government operations.  
 \_\_\_ ④ Government should be actively involved in all citizen-related services.  
 \_\_\_ (8) Can't choose

☐

※ Next questions will ask your opinions regarding nuclear power.

106. How much do you agree or disagree with each of these statements?

Probing	Strongly agree	Agree	Disagree	Strongly disagree	Can't choose
<b>NUKEPLT1</b> 1) Nuclear power generation contributes to stable power supply in our country.	___ ① ___	___ ② ___	___ ③ ___	___ ④ ___	___ (8) ___
<b>NUKEPLT2</b> 2) Nuclear power generation helps reduce greenhouse gases in our country.	___ ① ___	___ ② ___	___ ③ ___	___ ④ ___	___ (8) ___
<b>NUKEPLT3</b> 3) Nuclear power generation contributes to our country's economic development.	___ ① ___	___ ② ___	___ ③ ___	___ ④ ___	___ (8) ___
<b>NUKEPLT4</b> 4) Nuclear power plants are safe.	___ ① ___	___ ② ___	___ ③ ___	___ ④ ___	___ (8) ___
<b>NUKEPLT5</b> 5) Nuclear power plants are safely managing radioactive wastes.	___ ① ___	___ ② ___	___ ③ ___	___ ④ ___	___ (8) ___
<b>NUKEPLT6</b> 6) There should be more nuclear power plants.	___ ① ___	___ ② ___	___ ③ ___	___ ④ ___	___ (8) ___
<b>NUKEPLT7</b> 7) I would like to have a nuclear power plant hosted in the region I reside in.	___ ① ___	___ ② ___	___ ③ ___	___ ④ ___	___ (8) ___
<b>NUKEPLT8</b> 8) developed because it attracts government supports as well as related agencies and businesses.	___ ① ___	___ ② ___	___ ③ ___	___ ④ ___	___ (8) ___
<b>NUKEPLT9</b> 9) Nuclear power plants have more benefits than harms to a nation.	___ ① ___	___ ② ___	___ ③ ___	___ ④ ___	___ (8) ___

**FUTENEgy**

107. Considering the energy situation, which energy source do you think our nation should use the most?

- Probing
- \_\_\_ ① Hydroelectric Energy  
 \_\_\_ ② Thermal Energy  
 \_\_\_ ③ Nuclear Energy  
 \_\_\_ ④ Renewable Energy (ex: solar, wind, etc.)  
 \_\_\_ (8) Don't know

☐

※ The next questions are about your Internet and SNS use.

**INTRESTM / INTRESMN**

108. How much time do you spend on the Internet a day on average?

Probing

\_\_\_\_\_ Hours \_\_\_\_\_ Minutes \_\_\_\_\_ (00) None (GO TO Q.112)

☐

109. How often do you use the following Internet services?

Probing	Almost everyday	2-4 times a week	About once a week	Less than once a week	None	Don't know
<b>INTMAIL16</b> 1) E-Mail	___ ① ___	___ ② ___	___ ③ ___	___ ④ ___	___ ⑤ ___	___ (8) ___
<b>INTSNS16</b> 2) SNS (Example: Twitter, Facebook, etc.)	___ ① ___	___ ② ___	___ ③ ___	___ ④ ___	___ ⑤ ___	___ (8) ___
<b>INTCLUB16</b> 3) Internet community boards (Example: Today's Humor, DC Inside, Daily Best, etc.)	___ ① ___	___ ② ___	___ ③ ___	___ ④ ___	___ ⑤ ___	___ (8) ___
<b>INTBLOG16</b> 4) Blog	___ ① ___	___ ② ___	___ ③ ___	___ ④ ___	___ ⑤ ___	___ (8) ___



SNSTM / SNSMN

110. (IF Q.109(2) IS NOT "NONE" ) How much time do you spend on SNS a day on average?

\_\_\_\_\_ Hours \_\_\_\_\_ Minutes \_\_\_\_\_ (00) None

(GO TO Q.112)

111. How often do you use the following SNS?

SNSTWIT16 1) Twitter

SNSFACE16 2) Facebook

SNSKAKAO16 3) KakaoTalk

SNSINSTA 4) Instagram

SNSOTHER16 5) Others: \_\_\_\_\_

Almost every day	2-4 times a week	About once a week	Less than once a week	NA (Don't use at all)	Don't know
___①___	___②___	___③___	___④___	___⑤___	___⑧___
___①___	___②___	___③___	___④___	___⑤___	___⑧___
___①___	___②___	___③___	___④___	___⑤___	___⑧___
___①___	___②___	___③___	___④___	___⑤___	___⑧___
___①___	___②___	___③___	___④___	___⑤___	___⑧___

※ Next questions are on your attitude towards your life.

112. Please answer the questions about yourself by indicating the extent of your agreement. Please tell me your thoughts honestly. Please try not to let your responses to one question influence your response to other questions. There are no right or wrong answers.

Probing

LOTR1 1) Even in uncertain situations, I usually expect the best result.

LOTR2 2) If something can possibly go wrong for me, it always does.

LOTR3 3) I am always optimistic about my future.

LOTR4 4) I hardly ever expect things to go my way.

LOTR5 5) I rarely count on good things happening to me.

LOTR6 6) Overall, I expect good things to happen to me rather than bad.

Strongly Disagree	Disagree	Neither Agree nor Disagree	Agree	Strongly Agree	Don't know
___①___	___②___	___③___	___④___	___⑤___	___⑧___
___①___	___②___	___③___	___④___	___⑤___	___⑧___
___①___	___②___	___③___	___④___	___⑤___	___⑧___
___①___	___②___	___③___	___④___	___⑤___	___⑧___
___①___	___②___	___③___	___④___	___⑤___	___⑧___
___①___	___②___	___③___	___④___	___⑤___	___⑧___

113. In the following statements, select the box that best describes you. Please focus on yourself and what is going on in your life at this moment.

Probing

HOPE1 1) If I should find myself in a jam, I could think of many ways to get out of it.

HOPE2 2) At the present time, I am energetically pursuing my goals.

HOPE3 3) There are lots of ways around any problem that I am facing now.

HOPE4 4) Right now, I see myself as being pretty successful.

HOPE5 5) I can think of many ways to reach my current goals.

HOPE6 6) At this time, I am meeting the goals I have set for myself.

Definitely false	Mostly false	Somewhat false	Slightly false	Slightly true	Somewhat true	Mostly true	Definitely true
___①___	___②___	___③___	___④___	___⑤___	___⑥___	___⑦___	___⑧___
___①___	___②___	___③___	___④___	___⑤___	___⑥___	___⑦___	___⑧___
___①___	___②___	___③___	___④___	___⑤___	___⑥___	___⑦___	___⑧___
___①___	___②___	___③___	___④___	___⑤___	___⑥___	___⑦___	___⑧___
___①___	___②___	___③___	___④___	___⑤___	___⑥___	___⑦___	___⑧___
___①___	___②___	___③___	___④___	___⑤___	___⑥___	___⑦___	___⑧___

※ Next, I would like to ask you about ancestry.

CONFUCIN

114. (Regardless of your religious affiliation) do you consider yourself a Confucian?

Probing

\_\_\_ ① Yes

\_\_\_ ② No

\_\_\_ ⑧ Don't know

115. Do you consider the rites for your deceased family members to be: [multiple choice]

Probing

RITECONF \_\_\_ ① Confucian

RITEBUDD \_\_\_ ② Buddhist

RITESHIN \_\_\_ ③ Shinto

RITETAOI \_\_\_ ④ Daoist

RITECHRI \_\_\_ ⑤ Christian

RITEISLA \_\_\_ ⑥ Muslim

RITEOTH \_\_\_ (7) Others: \_\_\_\_\_

RITEDK \_\_\_ ⑧ Don't know



**RITEGRAV**

116. How many times do you conduct rites for the spirits of your deceased family members (ancestors) at their grave side (cremation memorial)? (Example: performing ancestral rituals, offering prayers, burning incense, offering food and/or wine)

- |                                    |                                   |                          |
|------------------------------------|-----------------------------------|--------------------------|
| ___ ① Once per year                | ___ ④ Four or more times per year | <input type="checkbox"/> |
| ___ ② Twice per year               | ___ ⑤ Never                       |                          |
| ___ ③ Three or four times per year | ___ ⑧ Don't know                  |                          |

**RITEHOME**

117. How many times do you conduct rites for the spirits of your deceased family members (ancestors) at home? (Example: performing ancestral rituals, offering prayers, burning incense, offering food and/or wine)

- |                             |                   |                          |
|-----------------------------|-------------------|--------------------------|
| ___ ① Almost every day      | ___ ⑤ Once a year | <input type="checkbox"/> |
| ___ ② Once or twice a week  | ___ ⑥ Never       |                          |
| ___ ③ Once or twice a month | ___ ⑧ Don't know  |                          |
| ___ ④ A few times per year  |                   |                          |

**SHRINE**

118. Do you have a shrine or tablets at the home for the spirits of your deceased family members?

- |                              |          |                  |                          |
|------------------------------|----------|------------------|--------------------------|
| <div>Probing</div> ___ ① Yes | ___ ② No | ___ ⑧ Don't know | <input type="checkbox"/> |
|------------------------------|----------|------------------|--------------------------|

※ Next questions target human nature, morality and individuality.

119. What do you think of human nature, individual's moral character and personality? Choose a number from 1 to 7.

1) **HUMNAT**

- |   |       |  |                          |
|---|-------|--|--------------------------|
| <div>Human nature is basically bad.</div> |       | <div>Human nature is basically good.</div> | <input type="checkbox"/> |
| ___ ①                                     | ___ ② | ___ ③                                      | ___ ④                    |
| ___ ⑤                                     | ___ ⑥ | ___ ⑦                                      |                          |

2) **CHARABRN**

- |  |       |  |                          |
|--|-------|--|--------------------------|
| <div>Individuals are born with different characters.</div> |       | <div>Individuals are born with similar characters.</div> | <input type="checkbox"/> |
| ___ ①  | ___ ② | ___ ③  | ___ ④                    |
| ___ ⑤  | ___ ⑥ | ___ ⑦  |                          |

3) **MORALBRN**

- |   |       |   |                          |
|---|-------|---|--------------------------|
| <div>Individual morality is decided by the given environment.</div> |       | <div>Individual morality is decided upon birth.</div> | <input type="checkbox"/> |
| ___ ①   | ___ ② | ___ ③   | ___ ④                    |
| ___ ⑤   | ___ ⑥ | ___ ⑦   |                          |

4) **ACCOTH**

- |   |       |  |                          |
|---|-------|--|--------------------------|
| <div>I have a hard time accepting others with different traits.</div> |       | <div>I have an easy time accepting others with different traits.</div> | <input type="checkbox"/> |
| ___ ①   | ___ ② | ___ ③  | ___ ④                    |
| ___ ⑤   | ___ ⑥ | ___ ⑦  |                          |

5) **RESPOTH**

- |   |       |   |                          |
|---|-------|---|--------------------------|
| <div>Respecting individuality is one of the reasons behind social problems.</div> |       | <div>Respecting individuality is the driving force behind social development.</div> | <input type="checkbox"/> |
| ___ ①   | ___ ② | ___ ③   | ___ ④                    |
| ___ ⑤   | ___ ⑥ | ___ ⑦   |                          |

※ Lastly, I will ask a few questions about your political views.

**VOTE2007**

120. Which candidate did you vote in the December(2007)'s Presidential election?

- |                        |                    |                          |
|------------------------|--------------------|--------------------------|
| ___ ① Lee Myung-Bak    | ___ ④ Did not vote | <input type="checkbox"/> |
| ___ ② Chung Dong Young | ___ ⑧ Don't know   |                          |
| ___ ③ Others           | ___ ⑨ NOT ELIGIBLE |                          |



**VOTE2012**

121. Which candidate did you vote in the 2012 (18th) Presidential election?

- \_\_\_\_ ① Park Geun-hye  
 \_\_\_\_ ② Moon Jae-In  
 \_\_\_\_ ③ Others
- \_\_\_\_ ④ Did not vote  
 \_\_\_\_ (8) Don't know  
 \_\_\_\_ (9) NOT ELIGIBLE

☐**VOTE2012PA**

122. Did your father (if deceased, mother) support the same candidate you also did in the last 18th presidential election?

- \_\_\_\_ ① He supported the same candidate I did.  
 \_\_\_\_ ② He supported a different candidate I did.
- \_\_\_\_ ③ I do not know which candidate he supported.  
 \_\_\_\_ ④ Both of my parents are deceased.

☐**VOTE2016PA**

123. Which party did your father (mother if deceased) support for the 2016 legislative elections? If you do not know for sure, you may relate to your father's political view to answer.

- \_\_\_\_ ① Saenuri Party  
 \_\_\_\_ ② The Minjoo Party  
 \_\_\_\_ ③ People's Party
- \_\_\_\_ ④ Justice Party  
 \_\_\_\_ ⑤ Others: \_\_\_\_\_  
 \_\_\_\_ ⑥ Both of my parents are deceased.

☐

124. I would like to know what you think about major politicians and political parties in Korea. Referring to the below examples of ratings, please indicate a degree of your preference towards each politician or party as a temperature on a thermometer.

		0°C (Very negative)	30°C (Somewhat negative)	50°C (Neither favorable nor negative)	70°C (Somewhat favorable)	100°C (Very favorable)
<b>THRMTR1</b>	1) Saenuri Party	____ ① ____	____ ② ____	____ ③ ____	____ ④ ____	____ ⑤ ____
<b>THRMTR2</b>	2) The Minjoo Party	____ ① ____	____ ② ____	____ ③ ____	____ ④ ____	____ ⑤ ____
<b>THRMTR3</b>	3) People's Party	____ ① ____	____ ② ____	____ ③ ____	____ ④ ____	____ ⑤ ____
<b>THRMTR4</b>	4) Justice Party	____ ① ____	____ ② ____	____ ③ ____	____ ④ ____	____ ⑤ ____
<b>THRMTR5</b>	5) Park Geun-hye	____ ① ____	____ ② ____	____ ③ ____	____ ④ ____	____ ⑤ ____
<b>THRMTR6</b>	6) Moon Jae-In	____ ① ____	____ ② ____	____ ③ ____	____ ④ ____	____ ⑤ ____
<b>THRMTR7</b>	7) Ahn Cheol-soo	____ ① ____	____ ② ____	____ ③ ____	____ ④ ____	____ ⑤ ____

125. How much do you agree or disagree with each of these statements?

Probing		Agree strongly	Agree moderately	Neither Agree nor Disagree	Disagree moderately	Disagree strongly
<b>CNSRVTV1</b>	1) Korea-U.S. alliance should be strengthened.	____ ① ____	____ ② ____	____ ③ ____	____ ④ ____	____ ⑤ ____
<b>CNSRVTV2</b>	2) National Security Law should be abolished.	____ ① ____	____ ② ____	____ ③ ____	____ ④ ____	____ ⑤ ____
<b>CNSRVTV3</b>	3) Gaeseong Industrial Complex should be normalized.	____ ① ____	____ ② ____	____ ③ ____	____ ④ ____	____ ⑤ ____
<b>CNSRVTV4</b>	4) Welfare comes before economic development.	____ ① ____	____ ② ____	____ ③ ____	____ ④ ____	____ ⑤ ____
<b>CNSRVTV5</b>	5) Problems regarding contingent workers should be self-regulated by businesses.	____ ① ____	____ ② ____	____ ③ ____	____ ④ ____	____ ⑤ ____
<b>CNSRVTV6</b>	6) High-income earners should pay more taxes than now.	____ ① ____	____ ② ____	____ ③ ____	____ ④ ____	____ ⑤ ____
<b>CNSRVTV7</b>	7) Public enterprises including the railroad service should be privatized.	____ ① ____	____ ② ____	____ ③ ____	____ ④ ____	____ ⑤ ____
<b>CNSRVTV8</b>	8) Corporal punishment should be allowed in schools.	____ ① ____	____ ② ____	____ ③ ____	____ ④ ____	____ ⑤ ____
<b>CNSRVTV9</b>	9) Alternative military service should be allowed for those who object because of their personal beliefs such as a religious belief.	____ ① ____	____ ② ____	____ ③ ____	____ ④ ____	____ ⑤ ____
<b>CNSRVTV10</b>	10) Capital punishment should be abolished.	____ ① ____	____ ② ____	____ ③ ____	____ ④ ____	____ ⑤ ____

**GOVRGLT**

126. There's a view that various government regulations are the obstacles to Korea's economic development. On the other hand, there is a view that government regulations are necessary to protect the small and medium-sized businesses from large enterprises. What do you think about the government regulation on businesses?

- \_\_\_\_ ① Government regulation is necessary.  
 \_\_\_\_ ② Some government regulation is necessary.
- \_\_\_\_ ③ Government regulation is not necessary.  
 \_\_\_\_ ④ Some government regulation is necessary.

☐



127. How much do you disagree or agree with each of these statements?

Disagree strongly	Disagree fairly	Disagree a little	Neither Agree nor Disagree	Agree a little	Agree fairly	Agree strongly		
<b>AUTHORT1</b>	1) There needs to be a strong leader to suppress extremism ruining our country.	①	②	③	④	⑤	⑥	⑦
<b>AUTHORT2</b>	2) Those who are critical about the government authority creates unnecessary confusion among citizens.	①	②	③	④	⑤	⑥	⑦
<b>AUTHORT3</b>	3) The use of physical force against those who create social disruption may be justified in order to track back our country to the right direction.	①	②	③	④	⑤	⑥	⑦
<b>AUTHORT4</b>	4) What our country really needs is executing laws more strictly rather than guaranteeing the human rights widely.	①	②	③	④	⑤	⑥	⑦
<b>AUTHORT5</b>	5) Obedience and respect to authority is the most important virtue that our children should learn.	①	②	③	④	⑤	⑥	⑦
<b>AUTHORT6</b>	6) To preserve our values and law and order, problematic social groups in our society should be eradicated.	①	②	③	④	⑤	⑥	⑦
<b>AUTHORT7</b>	7) What our country needs the most are orderly citizens who follow national leaders' guidance.	①	②	③	④	⑤	⑥	⑦

128. What do you think about the following statements?

Strongly agree	Strongly disagree							
<b>APATHY1</b>	1) Politicians place their own interests before national concerns.	①	②	③	④	⑤	⑥	⑦
<b>APATHY2</b>	2) Politicians say nice words just to get votes.	①	②	③	④	⑤	⑥	⑦
<b>APATHY3</b>	3) It is foolish to believe what politicians say.	①	②	③	④	⑤	⑥	⑦

**CNSCSOTH**

129. If you are put in a situation to share which candidate you have voted for, would you mind sharing whom you have supported? Or would you not?

- \_\_\_ ① I would mind sharing very much.      \_\_\_ ③ I would not mind sharing much. (GO TO Q1.30) ☐  
 \_\_\_ ② I would mind sharing somewhat.      \_\_\_ ④ I would not mind sharing at all. (GO TO Q1.30)  
 \_\_\_ (8) Don't know

**SAYPOLPR**

129.1 (For those who answered ① or ②) If you are put in a situation to share which candidate you supported, what do you usually do?

- \_\_\_ ① I wouldn't be honest because I would mind it. ☐  
 \_\_\_ ② I would be honest even though I would mind it.  
 \_\_\_ (8) Don't know

130. Here are some different forms of political and social actions that people can take. Please indicate, for each one, whether you have done any of these things in the past year. If you have not done it, please indicate whether you might do it or not.

Have done it in the past year.	Have done it in the more distant past.	Have not done it but might do it.	Have not done it and would never do it.		
<b>SIGNPET</b>	1) Signed a petition.	①	②	③	④
<b>AVOIDBUY</b>	2) Boycotted, or deliberately bought, certain products for political, ethical or environmental reasons.	①	②	③	④
<b>JOINDEM</b>	3) Took part in a demonstration.	①	②	③	④
<b>ATTRALLY</b>	4) Attended a political meeting or rally.	①	②	③	④
<b>CNTCTGOV</b>	5) Contacted, or attempted to contact, a politician or a civil servant to express your views.	①	②	③	④
<b>POLFUNDS</b>	6) Donated money or raised funds for a social or political activity.	①	②	③	④
<b>POLSNS</b>	7) Posted and shared election materials such as writings, pictures, videos, and audios on the Internet, SNS or KakaoTalk.	①	②	③	④
<b>PARTCYBR</b>	8) Participated in online group activities (ribbon & banner, memorial activity, sharing posts, etc.).	①	②	③	④
<b>POLREPLY</b>	9) Visiting online community boards (DC, Today Humor, Ilbe, Ppomme, Ruli Web, etc.), online cafes and clubs, portal sites (Naver, Daum, Nate, etc.), or online news sites, and posting politics-related messages or replying to articles.	①	②	③	④



**CONTACTA**

131. On an ordinary day, with how many family members or relatives, excluding those who live with you, do you have contact through telephone, mails, internet, or face-to-face? Your best estimate is:

- |           |             |                       |                      |
|-----------|-------------|-----------------------|----------------------|
| ___ ① 0   | ___ ④ 5-9   | ___ ⑦ 50-99           | <input type="text"/> |
| ___ ② 1-2 | ___ ⑤ 10-19 | ___ ⑧ 100 or more     |                      |
| ___ ③ 3-4 | ___ ⑥ 20-49 | ___ (88) CAN'T CHOOSE |                      |

**CONTACTB**

132. On an ordinary day, with how many people other than family members or relatives do you have contact through telephone, mails, internet or face-to-face?

- |           |             |                       |                      |
|-----------|-------------|-----------------------|----------------------|
| ___ ① 0   | ___ ④ 5-9   | ___ ⑦ 50-99           | <input type="text"/> |
| ___ ② 1-2 | ___ ⑤ 10-19 | ___ ⑧ 100 or more     |                      |
| ___ ③ 3-4 | ___ ⑥ 20-49 | ___ (88) CAN'T CHOOSE |                      |

**POLTALK**

133. In the past year, how often did you talk to your family members (parents, children, siblings, grandparents, grandchildren) about the 20th Legislative Election on April 13?

- |                  |              |                      |
|------------------|--------------|----------------------|
| ___ ① Very often | ___ ③ Rarely | <input type="text"/> |
| ___ ② Sometimes  | ___ ④ Never  |                      |

134. In the Legislative Election on April 13 this year, did someone ask you to vote for a specific candidate or to engage in some other type of political activity?

	Yes	No		Yes	No
<b>WHOMBLZ1</b> 1) Family member or relative	___ ① ___	___ ② ___	<b>WHOMBLZ5</b> 5) Religious leader or member	___ ① ___	___ ② ___
<b>WHOMBLZ2</b> 2) Co-worker	___ ① ___	___ ② ___	<b>WHOMBLZ6</b> 6) Fellow member of a club or voluntary organization	___ ① ___	___ ② ___
<b>WHOMBLZ3</b> 3) Neighbor	___ ① ___	___ ② ___	<b>WHOMBLZ7</b> 7) Campaign worker	___ ① ___	___ ② ___
<b>WHOMBLZ4</b> 4) Friend	___ ① ___	___ ② ___	<b>WHOMBLZ8</b> 8) Other (Specify)	___ ① ___	___ ② ___

**PRTYMBLZ**

134.1 (If someone did ask) which party candidate did he or she support?

- |                        |   |                      |
|------------------------|---|----------------------|
| ___ ① Saenuri Party    | ___ ④ Justice Party   | <input type="text"/> |
| ___ ② The Minjoo Party | ___ ⑤ Others:( )  |                      |
| ___ ③ People's Party   | ___ ⑥ There are more than two people who have asked and they support different parties. |                      |

135. Sometimes people are members of diverse groups, gatherings, or associations. Are you a member of any groups, gatherings, or associations listed below? If you are, please tell me how actively involved you are and, if not, indicate whether you have been a member in the past. **If the gathering or association you are a member of (answers ① and ②) hold regular meetings in the area (dong, eup, myeon) you reside in, please put a check mark in the column that says "regular meetings in the area I reside in".** Also indicate whether you have a close friend in the same gathering or association.

	I am a member and actively involved.	I am a member but do not participate	I used to be a member in the past.	I was never a member.	Only if your answer was ① or ② →	Regular meetings held in the area I reside in.	My close friend is also a member.
<b>VANEIBR</b> 1) Residents association, neighborhood meeting	___ ① ___	___ ② ___	___ ③ ___	___ ④ ___		<u>  </u> O <u>  </u> X	<u>  </u> O <u>  </u> X
<b>VASOC5V</b> 2) Residents association, neighborhood meeting	___ ① ___	___ ② ___	___ ③ ___	___ ④ ___		<u>  </u> O <u>  </u> X	<u>  </u> O <u>  </u> X
<b>VARELIG</b> 3) Religious group	___ ① ___	___ ② ___	___ ③ ___	___ ④ ___		<u>  </u> O <u>  </u> X	<u>  </u> O <u>  </u> X
<b>VAFRNTY</b> 4) Religious group	___ ① ___	___ ② ___	___ ③ ___	___ ④ ___		<u>  </u> O <u>  </u> X	<u>  </u> O <u>  </u> X
<b>VALEISR</b> 5) Leisure activity groups (hobbies & sports)	___ ① ___	___ ② ___	___ ③ ___	___ ④ ___		<u>  </u> O <u>  </u> X	<u>  </u> O <u>  </u> X
<b>VAPRFSSN</b> 6) Occupational/professional association / commerce association	___ ① ___	___ ② ___	___ ③ ___	___ ④ ___		<u>  </u> O <u>  </u> X	<u>  </u> O <u>  </u> X
<b>VAOTH</b> 7) Others (civic association, labor union, politics club, etc.)	___ ① ___	___ ② ___	___ ③ ___	___ ④ ___		<u>  </u> O <u>  </u> X	<u>  </u> O <u>  </u> X







## 《 The following questions are asked to the interviewers 》

※ Please answer these questions right after the interview is completed with no respondents present

139. INTERVIEWER ID \_\_\_\_\_

140. Interview date and time

\_\_\_\_Month \_\_\_\_Date \_\_\_\_Day

\_\_\_\_a.m. \_\_\_\_p.m FROM: Hour\_\_\_\_ Minute \_\_\_\_TO: Hour\_\_\_\_ Minute \_\_\_\_

141. Who filled out this questionnaire?

- \_\_\_\_ (1) Interviewer did all  
 \_\_\_\_ (2) Respondent did all } (GO TO Q.142)  
 \_\_\_\_ (3) Respondent did partially

141.1 (IF RESPONDENT DID PARTIALLY) Question numbers that were filled out by the respondent

FROM: Q\_\_\_\_TO: Q\_\_\_\_ FROM: Q\_\_\_\_ TO: Q\_\_\_\_

142. Were there any persons present during the interview? If so, who were those persons? Choose all that apply

- \_\_\_\_ (0) None  
 \_\_\_\_ (1) Children under age 6  
 \_\_\_\_ (2) Children above age 6  
 \_\_\_\_ (3) Spouse/ partner  
 \_\_\_\_ (4) Other adults(excluding interviewers)  
 \_\_\_\_ (5) Interviewer accompanied(Accompanied interviewer's ID: )

143. What was the respondent's attitude during the interview?

- \_\_\_\_ (1) Very cooperative  
 \_\_\_\_ (2) Somewhat cooperative  
 \_\_\_\_ (3) Not very cooperative  
 \_\_\_\_ (4) Not cooperative at all

144. How good was the respondent's understanding of the questions?

- \_\_\_\_ (1) Good  
 \_\_\_\_ (2) Fair  
 \_\_\_\_ (3) Poor

145. How difficult was it to contact the respondent?

- \_\_\_\_ (1) Very difficult  
 \_\_\_\_ (2) Somewhat difficult  
 \_\_\_\_ (3) Not very difficult  
 \_\_\_\_ (4) Not difficult at all

146. How difficult was it to conduct this interview with the respondent?

- \_\_\_\_ (1) Very difficult  
 \_\_\_\_ (2) Somewhat difficult  
 \_\_\_\_ (3) Not very difficult  
 \_\_\_\_ (4) Not difficult at all



### 《 Interviewer's Remarks for the Final Incomplete Survey 》

※ This survey is to collect simple information about the interviews still not completed at the final round. Each interviewer should find out all answers as much as possible for the following questions without giving the respondent too much burden. In order for the Survey Research Center to make a final decision about the completeness/incompleteness of the interview, the following information is necessary.

147. Has a contact made with a targeted household?

\_\_\_ (1) Yes (contact made)                      \_\_\_ (2) No (contact not made) (Go to Q.148)

☐

147.1 Were you able to confirm who the respondent was?

\_\_\_ (1) Yes                      \_\_\_ (2) No (Go to Q.148)

☐

147.2 What was the most important reason why the survey could not be completed?

- \_\_\_ (1) Visited at an inappropriate time (e.g., illness, child, in the middle of other businesses).  
 \_\_\_ (2) Not interested in the survey.  
 \_\_\_ (3) Not familiar with the topics (e.g., experiencing a difficulty in answering about the topics).  
 \_\_\_ (4) Thinking it was a waste of time.  
 \_\_\_ (5) Thinking it was a waste of money.  
 \_\_\_ (6) Did not want to give personal information.  
 \_\_\_ (7) Did not want a survey whatsoever (due to a strong refusal).  
 \_\_\_ (8) Participated in surveys many times in the past.  
 \_\_\_ (9) Could not trust a survey.  
 \_\_\_ (10) Had bad experiences in surveys.  
 \_\_\_ (11) Did not like the topics.  
 \_\_\_ (12) Spouse, or members of family or household did not allow participation in the survey.  
 \_\_\_ (13) Did not want (or afraid) to have a stranger in the residence.  
 \_\_\_ (14) Other: \_\_\_\_\_

☐

147.3 Was the respondent a man or a woman?

\_\_\_ (1) Man                      \_\_\_ (2) Woman

☐

147.4 Which of the following did the respondent's age correspond to?

- \_\_\_ (1) 20s (including 18 and 19)                      \_\_\_ (5) 60s  
 \_\_\_ (2) 30s                      \_\_\_ (6) 70s  
 \_\_\_ (3) 40s                      \_\_\_ (7) 80s  
 \_\_\_ (4) 50s                      \_\_\_ (8) 90s or older

☐

147.5 Did the respondent have a job that earned him/her an income?

\_\_\_ (1) Yes                      \_\_\_ (2) No

☐

147.6 Did the respondent have a job that earned him/her an income?

- \_\_\_ (1) Elementary school or below                      \_\_\_ (4) Junior college (2-3 year college)  
 \_\_\_ (2) Middle school                      \_\_\_ (5) University (4-year college)  
 \_\_\_ (3) High school                      \_\_\_ (6) Graduate school (master/doctoral degree)

☐

148. Which of the following types did the respondent's dwelling structure correspond to?

- \_\_\_ (1) Freestanding house    \_\_\_ (3) Villa                      \_\_\_ (5) Multi unit house    \_\_\_ (7) Office hotel  
 \_\_\_ (2) Apartment                      \_\_\_ (4) Townhouse                      \_\_\_ (6) One room/studio    \_\_\_ (7) Others: \_\_\_\_\_

☐

148. 1 Was there a door lock at the entrance to the respondent's household?

(A door lock refers to a locking device at a building entrance such as in an apartment that you can unlock it using an electronic key or by entering a password)

\_\_\_ (1) Yes                      \_\_\_ (2) No

☐

149. What do you think is the economic status of the respondent's household?

- \_\_\_ (1) Bottom of the bottom                      \_\_\_ (3) Bottom of the middle                      \_\_\_ (5) Bottom of the top  
 \_\_\_ (2) Top of the bottom                      \_\_\_ (4) Top of the middle                      \_\_\_ (6) Top of the top

☐



## 《 Interview Attempt Results Classification Codes 》

※ After the last interview is finished, please mark corresponding codes with “O” in the Interviewer’s Recording column. (Continued on the back)

Major Groups	Major Groups	Detailed Codes	Interviewer’s Recording
Interviews		Interview completed	
No-interview	Refusal	Refusal, household member	
		Refusal, respondent	
		Break-off	
	Non-contact	Unable to enter building/reaching housing unit	
		Unable to reach household member living in the housing unit	
		Respondent away/unavailable	
	Other	Dead	
		Physically or mentally unable/incompetent	
	Language	Household-level language problem	
		Respondent language problem	
		Language competency insufficient for interview	
	Other		
Unknown eligibility, non-interview		Unknown if the targeted housing unit existed	
		Not attempted or worked although selected	
		Unable to reach/unsafe area	
		Unable to locate address	
		Unknown if eligible respondent was there	
		Household-level refusal	
		Other	
Not eligible		Not a housing unit	



Major Groups	Major Groups	Detailed Codes	Interviewer's Recording
		Not a housing unit: institution	
		Group quarters	
		Vacant housing unit	
		Regular, vacant residences	
		Seasonal/vacation/temporary residence	
		No eligible respondent in the household	
		Other	



## 《 Record of Visits to Sampled Household 》

※ When the survey is completed, please mark "O" in the Completed column.

Number of visits	Visit Date	Completed	Completed	Scheduled Revisit Date	Accompanied Interviewer's ID
1	__Month __Day __Day of Week __: __			__Month __Day __Day of Week __: __	
2	__Month __Day __Day of Week __: __			__Month __Day __Day of Week __: __	
3	__Month __Day __Day of Week __: __			__Month __Day __Day of Week __: __	
4	__Month __Day __Day of Week __: __			__Month __Day __Day of Week __: __	
5	__Month __Day __Day of Week __: __			__Month __Day __Day of Week __: __	
6	__Month __Day __Day of Week __: __			__Month __Day __Day of Week __: __	
7	__Month __Day __Day of Week __: __			__Month __Day __Day of Week __: __	
8	__Month __Day __Day of Week __: __			__Month __Day __Day of Week __: __	
9	__Month __Day __Day of Week __: __			__Month __Day __Day of Week __: __	
10	__Month __Day __Day of Week __: __			__Month __Day __Day of Week __: __	

## 《 Reason for Incomplete 》

- ① Visited, but no one was there
- ② Household member was present, but no eligible respondent
- ③ Respondent or household member requested revisit
- ④ Respondent scheduled an interview date and time
- ⑤ Respondent unavailable at the scheduled time
- ⑥ Respondent refused to interview
- ⑦ Other household member refused to interview
- ⑧ Break-off in the middle of the interview (partially completed)
- ⑨ Other: \_\_\_\_\_

## 《 A List of People Aged 18+ in the Sampled Household 》

※ Please fill out the following table at the sampled household, and mark "O" on the number of the respondent (whose date of birth is earlier than the interview date but closest to the interview date)

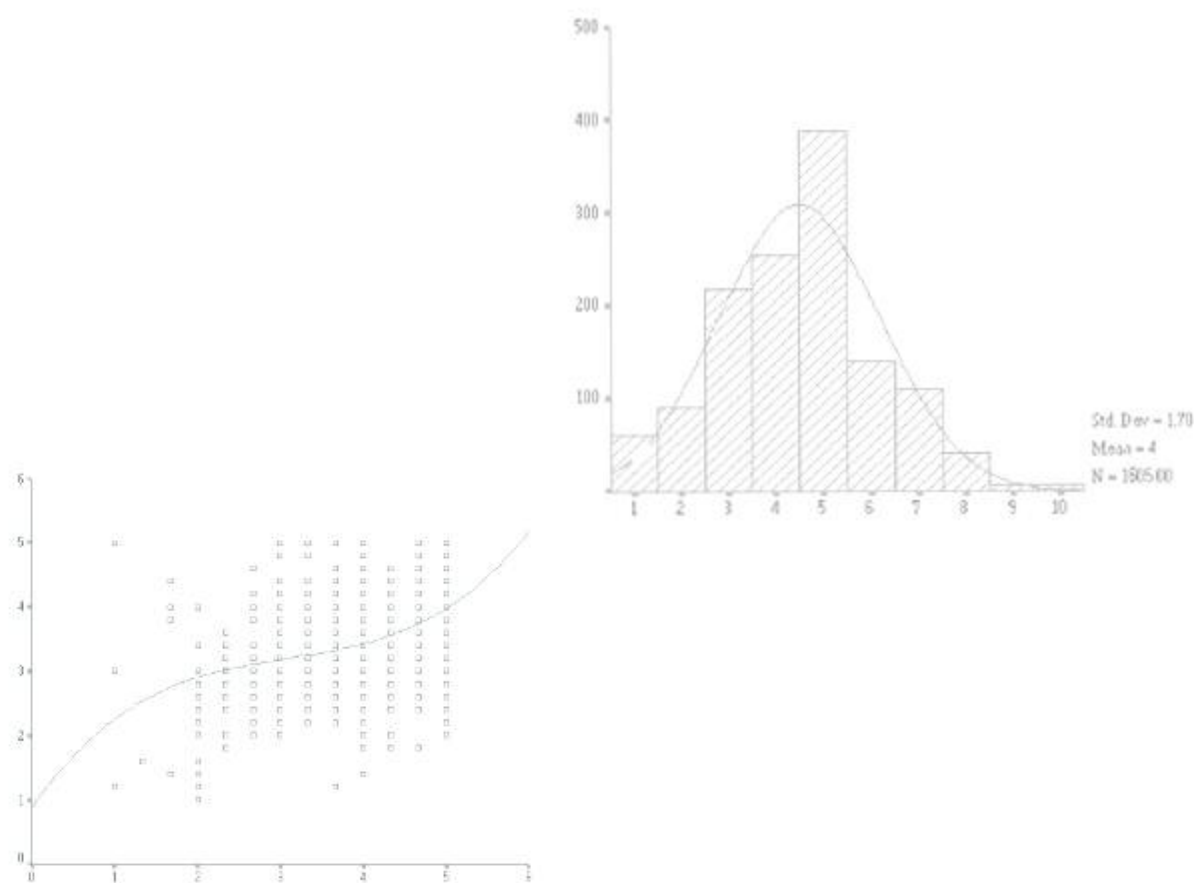
Household Member Number	Relation to Head of Household	Date of Birth (it does not matter whether it is a solar or a lunar birth date)	Household Member Number	Relation to Head of Household	Date of Birth (it does not matter whether it is a solar or a lunar birth date)
1		Month Day	6		Month Day
2		Month Day	7		Month Day
3		Month Day	8		Month Day
4		Month Day	9		Month Day
5		Month Day	10		Month Day



Block ID      Household ID  
[ ] [ ] [ ] - [ ] [ ]



# 2016 Korean General Social Survey [ 2016 KGSS ] Type B



Survey Research Center, Sungkyunkwan University

53-3 Myungryun-Dong, Jongno-Ku, Seoul 110-745, South Korea  
(Tel.) +82-2-760-1270 (E-mail) srckgss@skku.edu (Web) <http://src.skku.edu>

This research is conducted with the financial support of Sungkyunkwan University, the Institute for Social Development and Policy Research at Seoul National University, the Korea Institute for Health and Social Affairs, and the Korea Institute of Public Administration.



## Greetings

We, the Survey Research Center (SRC) at Sungkyunkwan University, have been conducting the Korea General Social Survey (KGSS) since 2003. This year, professors and students from 37 universities throughout Korea are co-participating in this research. We are trying to build up the data to be used for the comprehensive understanding of Korean society and global studies comparing many countries. The research is composed of questions regarding major political, economic, and social issues of Korea, the International Social Survey (ISSP) questions conducted by 48 countries around the world, and questions from the East Asian Social Survey (EASS).

The respondents were methodically selected so that the sample can accurately represent the Korean population. Our student interviewers visited you because you were selected as a respondent. Please find time in your busy schedule and participate in this study. Your responses will be strictly confidential.

Thank you.

June 2016  
Survey Research Center, Sungkyunkwan University  
Jibum Kim

연구 책임자: 김지범\*(성균관대 사회학과)

공동 연구자: 강정환\*(연세대 사회학과), 김석호\*(서울대 사회학과), 김창환\*(켄사스대 사회학과), 박원호\*(서울대 정치학과), 이윤석\*(서울시립대 도시사회학과), 최슬기(KDI 국제정책대학원)

전국 38개 대학 참여교수 및 자문위원:

서울: 이재열 자문위원장(서울대학교 사회학과), 김두환\*(덕성여대 사회학과), 김선웅\*(동국대학교 통계학과), 김영원\*(숙명여자대학교 통계학과), 송재룡\*, 김중백(경희대학교 사회학과), 신동준, 계봉오\*(국민대학교 사회학과), 심재만\*, 김주연(서울시립대학교 사회학과), 이명진\*(고려대학교 사회학과), 최선훈\*(이화여자대학교 사회학과), 하상웅\*(서강대학교 정치학과), 김옥태(한국방송통신대학교 미디어영상학과), 박찬웅, 한준(연세대학교 사회학과), 이민아(중앙대학교 사회학과), 이용모(건국대학교 행정학과)

경기도: 김정인\*(수원대학교 행정학과), 신희주\*(가톨릭대학교 사회학과), 이건\*(경기대학교 행정학과), 최준영\*(인하대학교 정치외교학과), 박정선(경향대학교 행정학과), 변종석(한신대 응용통계학과), 차승은(수원대학교 아동청소년학과), 호정화(아주대학교 사회학과)

강원도: 엄한진\*, 이기홍(한림대학교 사회학과), 정성호\*(강원대학교 사회학과)

충청북도: 김성건\*(서원대학교 사회교육학과), 이정환\*(청주대학교 사회학과), 엄지혜(충원대학교 사회복지학과)

충청남도: 이주열\*(남서울대학교 보건행정학과), 이해경\*(배재대학교 공공정책학과), 황명진\*(고려대학교 사회학과), 이원재(카이스트 문화기술대학원)

경상북도: 김한근\*(영남대학교 사회학과), 윤우석\*(계명대학교 경찰행정학과), 조주은\*(경북대학교 사회학과)

경상남도: 김동완\*(경남대학교 사회학과), 김희재\*(부산대학교 사회학과), 박철현\*(동의대 경찰행정학과), 송유진, 윤상우\*(동아대학교 사회학과), 이성균\*(울산대학교 사회복지학과), 최태룡\*(경상대학교 사회학과)

전라북도: 설동훈, 김재우\*(전북대학교 사회학과), 한내창\*(원광대학교 원불교학과)

전라남도: 신지원\*(전남대학교 사회학과), 지병근\*(조선대학교 정치외교학과), 허석재\*(목포대학교 정치언론홍보학과)

제주도: 최현\*(제주대학교 사회학과)

\*는 2016년 조사에 참여하는 공동연구자 및 자문위원







**NKACCEPT**

9. What do you think about North Korean defectors who want to come to South Korea?

Probing

- \_\_\_ ① All should be admitted.
- \_\_\_ ② Should be admitted selectively.
- \_\_\_ ③ Should not be admitted any more.

☐**IMMIGWAY**

10. Where would you rate yourself on this scale?

Immigrants (marriage immigrants, immigrant workers, North Korean defectors, etc.) should abandon their own culture & custom and adopt Korean culture & custom.

Immigrants (marriage immigrants, immigrant workers, North Korean defectors, etc.) would be better off if they adapt to Korean culture while keeping their own culture and custom.

Don't know

☐

\_\_\_ ① \_\_\_ ② \_\_\_ ③ \_\_\_ ④ \_\_\_ ⑤ \_\_\_ ⑥ \_\_\_ ⑦ \_\_\_ ⑧ \_\_\_ ⑨ \_\_\_ ⑩ \_\_\_ (88) \_\_\_

**CURGOV**

11. On the whole, how good do you think the current government is in administering state affairs?

- \_\_\_ ① Very good
- \_\_\_ ② Somewhat good
- \_\_\_ ③ Neither good nor poor
- \_\_\_ ④ Somewhat poor
- \_\_\_ ⑤ Very poor
- \_\_\_ (8) Don't know

☐**PRTYID16**

12. Currently which political party do you support most?

Probing

- \_\_\_ ① Saenuri Party
- \_\_\_ ② The Minjoo Party
- \_\_\_ ③ People's Party
- \_\_\_ ④ Justice Party
- \_\_\_ (66) Other (Specify : \_\_\_\_\_)
- \_\_\_ (77) None of these (GO TO Q12.1)
- \_\_\_ (88) Don't know

☐**PRTYPR16 (IF NONE OF THESE)**

12.1 If you do not actively support any party, is there a party you usually feel favorable toward?

- \_\_\_ ① Saenuri Party
- \_\_\_ ② The Minjoo Party
- \_\_\_ ③ People's Party
- \_\_\_ ④ Justice Party
- \_\_\_ (66) Other (Specify : \_\_\_\_\_)
- \_\_\_ (77) None of these
- \_\_\_ (88) Don't know

☐**VOTE16**

13. Did you vote in the 20th South Korean Legislative Election on April 13, 2016?

Probing

- \_\_\_ ① Voted
- \_\_\_ ② Did not vote
- \_\_\_ (8) Don't know
- \_\_\_ (9) Not eligible
- (GO TO Q14)

☐**VOTE161**

13.1 (IF VOTED) Which party's candidate did you vote to at that time?

Probing

- \_\_\_ ① Saenuri Party
- \_\_\_ ② The Minjoo Party
- \_\_\_ ③ People's Party
- \_\_\_ ④ Justice Party
- \_\_\_ (66) Other (Specify : \_\_\_\_\_)
- \_\_\_ (77) None of these
- \_\_\_ (88) Don't know

☐**PARTYLR**

14. To what degree do you think yourself politically liberal or conservative?

Probing

- \_\_\_ ① Very liberal
- \_\_\_ ② Somewhat liberal
- \_\_\_ ③ Neither liberal nor conservative
- \_\_\_ ④ Somewhat conservative
- \_\_\_ ⑤ Very conservative
- \_\_\_ (8) Don't know

☐**SATFIN**

15. How satisfied are you with the economic condition of your family?

- \_\_\_ ① Very satisfied
- \_\_\_ ② Somewhat satisfied
- \_\_\_ ③ Neither satisfied nor dissatisfied
- \_\_\_ ④ Somewhat dissatisfied
- \_\_\_ ⑤ Very dissatisfied
- \_\_\_ (8) Don't know

☐**RANK**

16. In our society there are groups which tend to be towards the top and groups which tend to be towards the bottom. Below is a scale that runs from top (10) to bottom (1). Where would you put yourself now on this scale?

Bottom

Top

Don't know

☐

\_\_\_ ① \_\_\_ ② \_\_\_ ③ \_\_\_ ④ \_\_\_ ⑤ \_\_\_ ⑥ \_\_\_ ⑦ \_\_\_ ⑧ \_\_\_ ⑨ \_\_\_ ⑩ \_\_\_ (88) \_\_\_







**ATTEND**

26. How often do you attend religious services?

- \_\_\_ (01) A few times a week  
 \_\_\_ (02) Once a week  
 \_\_\_ (03) Two or three times a month  
 \_\_\_ (04) Once a month  
 \_\_\_ (05) Several times a year  
 \_\_\_ (06) Once a year  
 \_\_\_ (07) Less than once a year  
 \_\_\_ (08) NEVER  
 \_\_\_ (88) Don't know

**RELIG**

27. What is your religion?

- \_\_\_ ① Buddhism  
 \_\_\_ ② Protestant  
 \_\_\_ ③ Catholic  
 \_\_\_ ④ No religion (**GO TO Q.28**)  
 \_\_\_ (77) Other (Specify : )

**RELITEN**

27.1 (IF YOU HAVE A RELIGION) Do you call yourself a strong, or not a very strong follower of your religion?

- \_\_\_ ① Strong  
 \_\_\_ ② Somewhat strong  
 \_\_\_ ③ Not very strong  
 \_\_\_ (8) DON'T KNOW

**TERROR**

28. How likely do you think you could be victimized when you walk alone during the night in your village?

- Not likely at all  
 \_\_\_0 \_\_\_1 \_\_\_2 \_\_\_3 \_\_\_4 \_\_\_5 \_\_\_6 \_\_\_7 \_\_\_8 \_\_\_9 \_\_\_10  
 Highly likely

29. How proud are you of Korea in each of the following?

	Not proud at all	Not very proud	Somewhat proud	Very proud	Can't choose
<b>PROUDEM16B</b> 1) The way democracy works	___①___	___②___	___③___	___④___	___(8)___
<b>PROUDPOL16B</b> 2) Its political influence in the world	___①___	___②___	___③___	___④___	___(8)___
<b>ROUDECO16B</b> 3) Korea's economic achievements	___①___	___②___	___③___	___④___	___(8)___
<b>PROUDSSS16B</b> 4) Its social security system	___①___	___②___	___③___	___④___	___(8)___
<b>PROUDSCI16B</b> 5) Its scientific and technological achievements	___①___	___②___	___③___	___④___	___(8)___
<b>PROUDSPT16B</b> 6) Its achievements in sports	___①___	___②___	___③___	___④___	___(8)___
<b>PROUDART16B</b> 7) Its achievements in the arts and literature	___①___	___②___	___③___	___④___	___(8)___
<b>PROUDMIL16B</b> 8) Armed forces	___①___	___②___	___③___	___④___	___(8)___
<b>PROUDHIS16B</b> 9) Its history	___①___	___②___	___③___	___④___	___(8)___
<b>PROUDGRP16B</b> 10) Its fair and equal treatment of all groups in society	___①___	___②___	___③___	___④___	___(8)___

**HAPPINSS**

30. If you were to consider your life in general these days, how happy or unhappy would you say you are, on the whole...

- Very happy  
 \_\_\_①\_\_\_ \_\_\_②\_\_\_ \_\_\_③\_\_\_ \_\_\_④\_\_\_ \_\_\_⑤\_\_\_ \_\_\_(8)\_\_\_  
 Very unhappy Don't know

31. Throughout the day yesterday, did you feel emotions like the following?

	Yes	No	CAN'T CHOOSE
<b>ENJOY</b> 1) Joy	___①___	___②___	___(8)___
<b>CALM</b> 2) Peacefulness	___①___	___②___	___(8)___
<b>WORRY</b> 3) Worry	___①___	___②___	___(8)___
<b>SAD</b> 4) Sadness	___①___	___②___	___(8)___



**DISCRNUMB**

32. The following groups are said to be discriminated in Korean society. However, some people argue that the discrimination against these groups is not severe. Among them, how many groups do you think are not being discriminated severely in Korean society? Detailed opinion on each group is not necessary. Please state **the number** of groups you think discrimination is not severe so that they do not need protection at the governmental level.

Immigrant Workers, People from Jeolla Province, Disabled, Homosexuals, Conscientious Objectors, Women

Probing

- \_\_\_ ① 0 group  
 \_\_\_ ② 1 group  
 \_\_\_ ③ 2 group  
 \_\_\_ ④ 3 group  
 \_\_\_ ⑤ 4 group  
 \_\_\_ ⑥ 5 group  
 \_\_\_ ⑦ 6 group  
 \_\_\_ (8) DON'T KNOW

**TOPPROBAB**

33. Which of these issues is the most important for Korea today?

**ORGAN**

34. Supposing that you come to become brain-dead, do you have an intention to donate your organs to those who need them?

Probing

- \_\_\_ ① Yes  
 \_\_\_ ② No  
 \_\_\_ (8) Don't know

35. What do you think is the appropriate age to get married in Korea? Please write the age in number of years for male and female separately. Marriage here means first marriage.

**XYMARAGE** Male: \_\_\_\_\_ **XXMARAGE** Female: \_\_\_\_\_

   
**URBRURAL**

36. Which of the categories below comes closest to the type of place you are living in now?

Probing

- \_\_\_ ① A big city  
 \_\_\_ ② The suburbs or outskirts of a big city  
 \_\_\_ ③ A small city or a town  
 \_\_\_ ④ A country village  
 \_\_\_ ⑤ A farm or home in the country  
 \_\_\_ (8) DON'T KNOW

※ Next, I'm going to ask about your family.

37. In which country were your parents born?

**FBIRTHPL** • Father: \_\_\_\_\_

**MBIRTHPL** Mother: \_\_\_\_\_

 
**KIDNUMTO**

38. How many children (sons and daughters) have you had? Please include those who are living together with you or not and also include those who were born by natural birth or who were adopted (Don't include, however, those who are deceased).

• Total: \_\_\_\_\_ (00) None

 
**HOMPOP**

39. How many family members, including yourself, live at your residence? Do not include those who are temporarily living elsewhere due to schooling, employment, military service, etc.

• NUMBER OF FAMILY MEMBERS LIVING WITH RESPONDENT: \_\_\_\_\_

 
**SEPAPOP**

40. Are there any family members who are living somewhere else due to schooling, employment, military service, etc? (If there are) How many such persons are there?

• NUMBER OF FAMILY MEMBERS LIVING AWAY FROM RESPONDENT: \_\_\_\_\_ (00) NONE

 
**UNRELAT**

41. How many persons live in your house who are not your family members (e.g., friends, partner, etc.)?

• NUMBER OF NON-FAMILY MEMBERS LIVING WITH RESPONDENT: \_\_\_\_\_ (00) NONE



42. I would like to ask about your relationship with your family members. Family members include those living in your house, living somewhere else, and those who are not blood-related to you but live in your house. Please answer the following questions accordingly.

Probing

(WRITE DOWN THE PERSON'S RELATIONSHIP TO THE RESPONDENT FIRST, AND THEN ASK THE PERSON'S SEX, AGE, MARITAL STATUS, CO-RESIDENCE STATUS, THE REASON FOR LIVING ELSEWHERE, EMPLOYMENT STATUS, AND THE REASON FOR NOT WORKING. MAKE SURE TO ASK ABOUT EACH AND EVERYONE COUNTED IN QUESTIONS 39, 40 AND 41 ABOVE.)

- 1) Relation to respondent
- 2) Is [PERSON] male or female?
- 3) How old is [PERSON]?
- 4) Is [PERSON] now married, widowed, divorced, separated, cohabiting, or never married?
- 5) Is [PERSON] living in your house, or is [PERSON] staying somewhere else?
- 6) (IF [PERSON] IS TEMPORARILY STAYING ELSEWHERE) What is the primary reason for not living together?
- 7) Is [PERSON] currently working for pay?
- 8) (IF NOT WORKING) What is the primary reason for not working?

SERIAL NO	1) Relation to respondent		2) Sex		3) Age	4) Marital status		5) Co-Residence Status				7) Employment status			
	Relation	Code	① M	② F		Status	Code	① Living together	② Not living together	6) Reason for not living together		① Employed	② Not employed	8) Reason for not working	
										Reason	Code			Reason	Code
1	RELATE		SEX		AGE		MARITAL		AWAY		WHYAWY		EMPLY		WHYNOE
2	RELATE2		GENDER2		OLD2		MAR2		AWAY2		WHYAWY2		EMPLY2		WHYNOE2
3	RELATE3		GENDER3		OLD3		MAR3		AWAY3		WHYAWY3		EMPLY3		WHYNOE3
4	RELATE4		GENDER4		OLD4		MAR4		AWAY4		WHYAWY4		EMPLY4		WHYNOE4
5	RELATE5		GENDER5		OLD5		MAR5		AWAY5		WHYAWY5		EMPLY5		WHYNOE5
6	RELATE6		GENDER6		OLD6		MAR6		AWAY6		WHYAWY6		EMPLY6		WHYNOE6
7	RELATE7		GENDER7		OLD7		MAR7		AWAY7		WHYAWY7		EMPLY7		WHYNOE7
8	RELATE8		GENDER8		OLD8		MAR8		AWAY8		WHYAWY8		EMPLY8		WHYNOE8
9	RELATE9		GENDER9		OLD9		MAR9		AWAY9		WHYAWY9		EMPLY9		WHYNOE9
10	RELATE10		GENDER10		OLD10		MAR10		AWAY10		WHYAWY10		EMPLY10		WHYNOE10

## 《 CODE LISTS 》

1) Relation to respondent			4) Marital status	6) Reasons for living elsewhere	8) Reasons for not working	
(01) Respondent	(11)Grand child	(21) Parent's sibling	① Married	(01) Schooling	(01) Below school age	(11)Searching for job
(02) Spouse	(12) Grand child's spouse	(22) Friend	② Widowed	(02) Employment	(02) In school	(12)Studying
(03) Ist child	(13) Parent	(23) Boarder	③ Divorced	(03) Military service	(03) Staying at home	(13)In the army
(04) 2nd child	(14) Spouse's parent	(24) Housemaid	④ Separated	(04) Respondent's schooling	(04) Old age	(14)Business Failure
(05) 3rd child	(15) Sibling	(25) Partner	⑤ Never married	(05) Respondent's employment	(05) Illness	(15)Do not want to get a job
(06) 4th child	(16) Spouse's sibling	(26) Care provider	⑥ Cohabiting	(77) OTHER (SPECIFY:_____)	(06) Disabled	(17)Religious Belief
(07) 5th child	(17) Grand parent	(77) OTHER (SPECIFY:_____)			(07) Temporarily not working	(18)/To Take care of family
(08) 6th child	(18) Nephew/Niece				(08) Unemployed	(19)Can't get a job
(09) 7th child	(19) Cousin				(09) Retired	(77) OTHER (SPECIFY:_____)
(10) Child's spouse	(20) Sibling's spouse				(10) Retired under the age limit	

HHWHO / HDHEAD / HHSEX / HHAGE / HHMARI / HHAWAY / HHWHYAWY / HHEMPLOY / HHWHYNOE

43. Who is the household head?

Probing

SERIAL NUMBER: \_\_\_\_\_

SIBNO1 / SIBNO2 / SIBNO3 / SIBNO4 / SIBNO5 / SIBNO6

44. How many brothers and sisters do you have? Please include those who are deceased.

Older brothers	Older sisters	Yourself	Younger brothers	Younger sisters	Total
		1			

SPSIBNO1 / SPSIBNO2 / SPSIBNO3 / SPSIBNO4 / SPSIBNO5 / SPSIBNO6

45. (IF R HAS A SPOUSE) How many brothers and sisters does your spouse have? Please include those who are deceased. (99) NO SPOUSE

Older brothers	Older sisters	Your spouse	Younger brothers	Younger sisters	Total
		1			

SONNO / DAUNO

46. (IF R HAS CHILDREN) How many sons and daughters have you had? Please include those who have left home or are deceased.

Son: \_\_\_\_\_ Daughter: \_\_\_\_\_ (99) NONE(GO TO Q.48)



47. If you have sons and daughters who do not currently live with you, please tell us about each of them.  
(DO NOT INCLUDE THOSE MENTIONED IN Q40.)

\_\_\_\_ (99) NONE

(GO TO Q.48)

- 1) Relation to respondent
- 2) How old is [PERSON]?
- 3) Is [PERSON] now married, widowed, divorced, separated, cohabiting, or never married?
- 4) Is [PERSON] currently working for pay?
- 5) How far does [PERSON] live from you?
- 6) How often do you keep in face-to-face contact with [PERSON]?
- 7) How often do you keep in any other contact besides face-to-face contact (talking on the phone, writing letters/e-mail, etc.) with [PERSON]?

1) Relation to respondent	2) Age	3) Marital status	4) Employment status		5) How far live?	6) How often face-to-face contact?	7) How often any other contact?
			① Employed	② Not employed			
AC1BOR	AC1OLD	AC1MAR	AC1EMP		AC1FAR	AC1SEE	AC1CAL
AC2BOR	AC2OLD	AC2MAR	AC2EMP		AC2FAR	AC2SEE	AC2CAL
AC3BOR	AC3OLD	AC3MAR	AC3EMP		AC3FAR	AC3SEE	AC3CAL
AC4BOR	AC4OLD	AC4MAR	AC4EMP		AC4FAR	AC4SEE	AC4CAL
AC5BOR	AC5OLD	AC5MAR	AC5EMP		AC5FAR	AC5SEE	AC5CAL
AC6BOR	AC6OLD	AC6MAR	AC6EMP		AC6FAR	AC6SEE	AC6CAL

《 CODE LISTS 》

1) Relation to respondent	3) Marital status	5) How far live?	6) How often face-to-face contact?	7) How often any other contact?
(01) 1st son (02) 1st daughter (03) 2nd son (04) 2nd daughter (05) 3rd son (06) 3rd daughter (07) 4th son (08) 4th daughter (09) 5th son (10) 5th daughter (77) OTHER (____th son/daughter)	① Married ② Widowed ③ Divorced ④ Separated ⑤ Never married ⑥ Cohabiting	(01) Next door, same building, or same street (02) Within 15 minutes' walk (03) Within 15 to 30 minutes by car or train (04) Within 30 minutes to an hour by car or train (05) Within an hour to 3 hours by car or train (06) More than 3 hours by car or train	(01) Daily (02) Several times a week (03) About once a week (04) About once a month (05) Several times a year (06) About once a year (07) Less than once a year	(01) Daily (02) Several times a week (03) About once a week (04) About once a month (05) Several times a year (06) About once a year (07) Less than once a year

48. Please answer the following questions about how often you keep in contact with your parents and your spouse's parents.

- 1) Is [PERSON] alive?
- 2) How old is [PERSON]?
- 3) Is [PERSON] now never married, married, divorced, widowed, separated, or cohabiting?
- 4) Is [PERSON] currently working for pay?
- 5) With whom is [PERSON] currently living?
- 6) How far does [PERSON] live from you?
- 7) How often do you keep in face-to-face contact with [PERSON]?
- 8) How often do you keep in any other contact besides face-to-face contact (talking on the phone, writing letters/e-mail, etc.) with [PERSON]?

Relation to respondent	1) Alive or not		2) Age	3) Marital status	4) Employment status		5) Living Arrangement	6) How far live?	7) How often face-to-face contact?	8) How often any other contact?	Not Applicable
	① Alive	② Not Alive			① Employed	② Not employed					
Own Father	RPAALI		RPAOLD	RPAMAR	RPAEMP		RPACOH	RPAFAR	RPASEE	RPACAL	
Own Mother	RMAALI		RMAOLD	RMAMAR	RMAEMP		RMACOH	RMAFAR	RMASEE	RMACAL	
Spouse's Father	SPPALI		SPPOLD	SPPMAR	SPPEMP		SPPCOH	SPPFAR	SPPSEE	SPPCAL	
Spouse's Mother	SPMALI		SPMOLD	SPMMAR	SPMEMP		SPMCOH	SPMIFAR	SPMSEE	SPMCAL	

《 CODE LISTS 》

3) Marital status	5) Living Arrangement	6) How far live?	7) Face-to-face contact? (frequency)	8) Any other contact? (frequency)
① Married ② Widowed ③ Divorced ④ Separated ⑤ Never married ⑥ Cohabiting	(01) Married son (02) Married daughter (03) Unmarried son or daughter (04) Spouse only (05) Alone (06) A care facility (77) OTHER (SPECIFY: _____)	(00) Living together (01) Next door, same building, or same street (02) Within 15 minutes' walk (03) Within 15 to 30 minutes by car or train (04) Within 30 minutes to an hour by car or train (05) Within an hour to 3 hours by car or train (06) More than 3 hours by car or train	(00) Living together (01) Daily (02) Several times a week (03) About once a week (04) About once a month (05) Several times a year (06) About once a year (07) Less than once a year	(00) Living together (01) Daily (02) Several times a week (03) About once a week (04) About once a month (05) Several times a year (06) About once a year (07) Less than once a year



※ Now, I would like to ask you about how much education you and your family members have received.

**EDUC**

49. What is the highest level of school you have attended?

Probing	____ (00) NO FORMAL SCHOOL ____ (08) OTHERS (EX. SEODANG) ▼	____ (01) Elementary school      ____ (04) Junior college(Two or three-year course) ____ (02) Junior high school      ____ (05) College (Four-year course) ____ (03) High school      ____ (06) Graduate school (Masters) ____ (07) Graduate school (PhD)		[ ] [ ]  [ ]  [ ] [ ]
		▼		
		<b>GRADUATE</b> 49.1 Did you graduate from this school, or are you currently attending?		
		____ ① Graduated	____ ② Dropped out ▼	
	▼	<b>DROPYR</b> 49.2 In what grade did you drop out? _____ GRADE	<b>CURRYR</b> 49.3 What grade are you in? _____ GRADE	

**SPEDUC**

50. What is the highest level of school your spouse has attended?

Probing	____ (99) NO SPOUSE ____ (00) NO FORMAL SCHOOL ____ (08) OTHERS (EX. SEODANG) ▼	____ (01) Elementary school      ____ (04) Junior college(Two or three-year course) ____ (02) Junior high school      ____ (05) College (Four-year course) ____ (03) High school      ____ (06) Graduate school (Masters) ____ (07) Graduate school (PhD)		[ ] [ ]  [ ]  [ ] [ ]
		▼		
		<b>SPGRAD</b> 50.1 Did your spouse graduate from this school, or is spouse currently attending?		
		____ ① Graduated	____ ② Dropped out ▼	
	▼	<b>SPDROPYR</b> 50.2 In what grade did your spouse drop out? _____ GRADE	<b>SPCURRYR</b> 50.3 What grade is your spouse in? _____ GRADE	

**PAEDUC**

51. What is the highest level of school your father has attended?

Probing	____ (00) NO FORMAL SCHOOL ____ (08) OTHERS (EX. SEODANG) ____ (88) DON'T KNOW ▼	____ (01) Elementary school      ____ (04) Junior college(Two or three-year course) ____ (02) Junior high school      ____ (05) College (Four-year course) ____ (03) High school      ____ (06) Graduate school (Masters) ____ (07) Graduate school (PhD)		[ ] [ ]  [ ]  [ ] [ ]
		▼		
		<b>PAGRAD</b> 51.1 Did he graduate from this school, or is he currently attending?		
		____ ① Graduated	____ ② Dropped out ▼	
	▼	<b>PADROPYR</b> 51.2 In what grade did he drop out? _____ GRADE	<b>PACURRYR</b> 51.3 What grade is he in? _____ GRADE	

**MAEDUC**

52. What is the highest level of school your mother has attended?

Probing	____ (00) NO FORMAL SCHOOL ____ (08) OTHERS (EX. SEODANG) ____ (88) DON'T KNOW ▼	____ (01) Elementary school      ____ (04) Junior college(Two or three-year course) ____ (02) Junior high school      ____ (05) College (Four-year course) ____ (03) High school      ____ (06) Graduate school (Masters) ____ (07) Graduate school (PhD)		[ ] [ ]  [ ]  [ ] [ ]
		▼		
		<b>MAGRAD</b> 52.1 Did she graduate from this school, or is she currently attending?		
		____ ① Graduated	____ ② Dropped out ▼	
	▼	<b>MADROPYR</b> 52.2 In what grade did she drop out? _____ GRADE	<b>MACURRYR</b> 52.3 What grade is she in? _____ GRADE	



※ Next, I am going to ask about your main job.

INCMR

53. Do you have a job that provides income?

Probing

<p style="text-align: right;">___ ① Yes <input type="checkbox"/></p> <p><b>EMPED</b> 53.1 Do you work for someone else?</p> <p style="text-align: right;">___ ① Yes <input type="checkbox"/>      ___ ② No <input type="checkbox"/></p> <p><b>WGSTAT</b> 53.2 What is your employment status?          ___ ① Regular employee          ___ ② Temporary employee          ___ ③ Day labor</p> <p><b>WGPTFL</b> 53.3 Are you working part time or full time?          ___ ① Part-time    ___ ② Full-time</p> <p><b>WGWKHR</b> 53.4 How many hours a week do you work on average?          ___ Hours          (888) DON'T KNOW</p> <p><b>WGSTAB</b> 53.5 Is it possible to keep this job as long as you want?          ___ ① Yes    ___ ② No</p> <p><b>WGSECT</b> 53.6 Are you employed by the government, a publicly owned firm, a private firm, or a non-profit organization?          ___ ① Government          ___ ② Publicly owned firm          ___ ③ Private firm          ___ ④ Non-profit organization</p> <p><b>WGUNN</b> 53.7 Are you a union member?          ___ ① Yes    ___ ② No          (GO TO Q.53.7.1)</p> <p><b>WGUNNP</b> (IF NOT UNION MEMBER)          57.7.1 Were you a member of trade union before?          ___ ① Yes    ___ ② No</p> <p><b>WGNOEMP</b> 53.8. How many people are working in your company? Please don't count people working in the headquarters or branches located in other area, and include part-time workers, too, in your company.          (01) 1-4    (04) 20-49    (07) 300-499          (02) 5-9    (05) 50-99    (08) 500-999          (03) 10-19    (06) 100-299    (09) 1,000+  <input type="checkbox"/></p>	<p style="text-align: right;">___ ② No <input type="checkbox"/></p> <p><b>UNSRCH</b> 53.16 Over the last 7 days, did you actively look for a job?          ___ ① Yes          ___ ② No</p> <p><b>UNXTINC</b> 53.17 Do you have any sources of income? This interest or dividends, rent, social security, other pensions, alimony or child support, public aid (welfare), and armed forces or veteran's allotment.          ___ ① Yes    ___ ② No          (GO TO Q.53.18)</p> <p style="text-align: center;"><input type="checkbox"/></p> <p><b>UNXTINCO / UNXTINCM</b>          Monthly Average Income: _____          MAN(10,000)WON (CODE NO.: _____)          (88) DON'T KNOW</p> <p><b>UNWKEX</b> 53.18 Have you ever had a paid job?          ___ ① Yes          ___ ② No (GO TO Q.55)</p> <p><b>UNSTAT</b> 53.19 What type of job did you have at that time?          ___ ① Worked for government          ___ ② Worked for publicly owned firm          ___ ③ Worked for private firm          ___ ④ Worked for non-profit organization          ___ ⑤ Worked for family without being paid          ___ ⑥ Self-employed with no employees          ___ ⑦ Self-employed with employees (GO TO Q.53.19.1)</p> <p><b>UNNOHI</b> 53.19.1 How many employees did you employ?          NUMBER OF EMPLOYEES: _____</p> <p><b>UNSUBO</b> 53.20 Did you have any subordinates in your workplace whom you directly managed and supervised?          ___ ① Yes    ___ ② No</p> <p><b>UNWKHR</b> 53.21 How many hours a week did you work on average?          ___ Hours          ___ (888) DON'T KNOW</p>
---	---

<p><b>NUMSUP</b> 53.13.1 How many subordinates do you have in your workplace whom you manage and supervise? _____ persons (IF NOT HAVE, GO TO Q.53.14)</p> <p><b>EMSUBO</b> 53.13.2 Do you have any subordinates in your workplace whom you directly manage and supervise?          ___ ① Yes    ___ ② No    ___ (8) DON'T KNOW</p> <p><b>RINCOMO / RINCOME</b> 53.14 Before taxes and other deductions, what is your total monthly average income from this job? This includes your base pay, bonuses, and other allowances. (IF THE RESPONDENT DOES NOT HAVE A REGULAR MONTHLY INCOME (EX. FARMER), THEN DIVIDE THE ESTIMATED ANNUAL INCOME BY 12.)          ABOUT _____ MAN(10,000) WON (CODE NO.: _____)          (88) DON'T KNOW</p> <p><b>RXTINC / RXTINCO / RXTINCM</b> 53.15 Beside income from your main job, do you have other sources of income? This includes interest or dividends, rent, social security, other pensions, alimony or child support, public aid (welfare), and armed forces or veteran's allotment. If any, what is your monthly average income?          ___ ① Yes    ___ ② No (GO TO Q.54)</p> <p style="text-align: center;"><input type="checkbox"/></p> <p>Other Monthly Average Income: _____ MAN(10,000) WON (CODE NO.: _____)          ___ (88) DON'T KNOW</p>	
---	--

OCCO8 / INDUSTRY / OCC \*INDUSTRY88 / INDUSTRY08 / OCC88 / NEWOCC

54. What kind of work do you normally do? What do you actually do in that job? If currently not working, tell me about your last job.

Probing

54.1 INDUSTRY: \_\_\_\_\_

54.2 OCCUPATION: \_\_\_\_\_

54.3 JOB DESCRIPTION: \_\_\_\_\_



※ Next, I am going to ask about your spouse's main job.

SPINCMR

55. Does your spouse have a job that provides income?

(9) NO SPOUSE (GO TO Q.57)

Probing

<p>_____ ① Yes <input type="checkbox"/> _____ ② No <input type="checkbox"/></p> <p><b>SPEMPED</b> 55.1 Does your spouse work for someone else?</p>		<p>_____ ① Yes <input type="checkbox"/> _____ ② No <input type="checkbox"/></p> <p><b>SPUNSRCH</b> 55.14 Over the last 7 days, did your spouse actively look for a job? _____ ① Yes _____ ② No</p> <p><b>SPUNXTN / SPUNXTNO / SPUNXTNM</b> 55.15 Does your spouse have any sources of income? This interest or dividends, rent, social security, other pensions, alimony or child support, public aid (welfare), and armed forces or veteran's allotment. _____ ① Yes _____ ② No (GO TO Q.55.16)</p> <p><input type="checkbox"/> Monthly Average Income: _____ MAN(10,000)WON (CODE NO.: _____) (88) DON'T KNOW</p> <p><b>SPUNWKEX</b> 55.16 Has your spouse ever had a paid job? _____ ① Yes _____ ② No (GO TO Q.57)</p> <p><b>SPUNSTAT</b> 55.17 What type of job did your spouse have at that time? _____ ① Worked for government _____ ② Worked for publicly owned firm _____ ③ Worked for private firm _____ ④ Worked for non-profit organization _____ ⑤ Worked for family without being paid _____ ⑥ Self-employed with no employees _____ ⑦ Self-employed with employees (GO TO Q.55.17.1)</p> <p><b>SPUNNOHI</b> 55.17.1 How many employees did your spouse employ? <b>NUMBER OF EMPLOYEES:</b> _____ (8888) DON'T KNOW</p> <p><b>SPUNSUBO</b> 55.18 Did your spouse have any subordinates in the workplace whom s/he directly managed and supervised? _____ ① Yes _____ ② No (8) DON'T KNOW</p> <p><b>SPUNWKHR</b> 55.19 How many hours a week did your spouse work on average? _____ Hours _____ (888) DON'T KNOW</p>	
<p>_____ ① Yes <input type="checkbox"/> _____ ② No <input type="checkbox"/></p> <p><b>SPWGSTAT</b> 55.2 What is your spouse's employment status? _____ ① Regular employee _____ ② Temporary employee _____ ③ Day labor</p> <p><b>SPWGPFTL</b> 55.3 Is your spouse working part time or full time? _____ ① Part-time _____ ② Full-time</p> <p><b>SPWGWKHR</b> 55.4 How many hours a week does your spouse work on average? _____ Hours _____ (888) DON'T KNOW</p> <p><b>SPWGSTAB</b> 55.5 Is it possible for your spouse to keep this job as long as s/he wants? _____ ① Yes (8) DON'T KNOW _____ ② No</p> <p><b>SPWGSECT</b> 55.6 Is your spouse employed by the government, a publicly owned firm, a private firm, or a non-profit organization? _____ ① Government _____ ② Publicly owned firm _____ ③ Private firm _____ ④ Non-profit organization</p> <p><b>SPWGUNN</b> 55.7 Is your spouse a union member? _____ ① Yes _____ ② No (GO TO Q.55.7.1)</p> <p><b>SPWGUNNP</b> (IF NOT UNION MEMBER) 55.7.1 Was your spouse a member of trade union before? _____ ① Yes _____ ② No <input type="checkbox"/></p>		<p>_____ ① Yes <input type="checkbox"/> _____ ② No <input type="checkbox"/></p> <p><b>SPSFSTAT</b> 55.8 If not employed, is your spouse working for the family, self-employed with no employees, or self-employed with employees? _____ ① Working for family without being paid _____ ② Self-employed with no employees _____ ③ Self-employed with employees (GO TO Q.55.8.1)</p> <p><b>SPSFNOHI</b> (IF SELF-EMPLOYED WITH EMPLOYEES) 55.8.1 How many employees does your spouse employ? <b>NUMBER OF EMPLOYEES:</b> _____</p> <p><b>SPSFPTFL</b> 55.9 Is your spouse working part time or full time? _____ ① Part-time _____ ② Full-time</p> <p><b>SPSFWKHR</b> 55.10 How many hours a week does your spouse work on average? _____ Hours _____ (888) DON'T KNOW</p>	
<p><b>SPNUMSUP</b> 55.11.1 How many subordinates does your spouse have in the workplace whom s/he manages and supervises? _____ persons (IF NOT HAVE, GO TO Q55.12)</p> <p><b>SPEMSUBO</b> 55.11.2 Does your spouse have any subordinates in the workplace whom s/he directly manages and supervises? _____ ① Yes _____ ② No _____ (8) DON'T KNOW</p> <p><b>SPINCOMO / SPINCOME</b> 55.12 Before taxes and other deductions, what is your spouse's total monthly average income from this job? This includes his/her base pay, bonuses, and other allowances. (IF THE RESPONDENT'S SPOUSE DOES NOT HAVE A REGULAR MONTHLY INCOME (EX. FARMER), THEN DIVIDE THE ESTIMATED ANNUAL INCOME BY 12) ABOUT _____ MAN(10,000) WON (CODE NO.: _____) (88) DON'T KNOW</p> <p><b>SPXTINC / SPXTINCO / SPXTINCM</b> 55.13 Beside income from the main job of your spouse, does your spouse have other sources of income? This includes interest or dividends, rent, social security, other pensions, alimony or child support, public aid (welfare), and armed forces or veteran's allotment. If any, what is his/her monthly average income? _____ ① Yes _____ ② No (GO TO Q.56)</p> <p><input type="checkbox"/> Other Monthly Average Income: _____ MAN(10,000) WON (CODE NO.: _____) (88) DON'T KNOW</p>			

SPIND / SPOCC/ NEWSPOCC \*INDUSTRY88\_A / INDUSTRY08\_A / OCC88\_A/ OCC08\_A

56. What kind of work does your spouse normally do? What does s/he actually do in that job? If currently not working, tell me about his/her last job.

Probing

56.1 INDUSTRY: \_\_\_\_\_

56.2 OCCUPATION: \_\_\_\_\_

56.3 JOB DESCRIPTION: \_\_\_\_\_



**INCOME / INCOME**

57. What is the approximate total monthly income of your household before tax deductions? Please include the income of all household members, including yourself, such as employment income, interest, property and rental income, pensions, various subsidies, or personal financial support received from others. **(For agricultural income or similar, divide the annual income by 12 to enter the monthly amount, and be sure to account for the income of all household members listed in questions 39, 40, and 41, whether they live with you or not. However, exclude household members who do not share finances.)**

--	--	--	--	--	--	--	--

• APPROXIMATELY: \_\_\_\_\_ MAN(10,000) WON (CODE NUMBER: \_\_\_\_\_) \_\_\_\_\_ (88) DON'T KNOW

※ Next, I am going to ask about your job characteristics. Only respondents who are working should answer.

**WRIGHTC1 / WRIGHTC2**

58. For the work you do, how much influence do you have in the following areas?

1) Decision regarding how to carry out daily tasks at work

I have no influence.
----------------------

I have full control.
----------------------

Don't know
------------

--	--

① \_\_\_\_\_ ② \_\_\_\_\_ ③ \_\_\_\_\_ ④ \_\_\_\_\_ ⑤ \_\_\_\_\_ ⑥ \_\_\_\_\_ ⑦ \_\_\_\_\_ ⑧ \_\_\_\_\_ ⑨ \_\_\_\_\_ ⑩ \_\_\_\_\_ (88) \_\_\_\_\_

2) Influence in deciding on company guidelines regarding group activity

I have no influence.
----------------------

I have full control.
----------------------

Don't know
------------

--	--

① \_\_\_\_\_ ② \_\_\_\_\_ ③ \_\_\_\_\_ ④ \_\_\_\_\_ ⑤ \_\_\_\_\_ ⑥ \_\_\_\_\_ ⑦ \_\_\_\_\_ ⑧ \_\_\_\_\_ ⑨ \_\_\_\_\_ ⑩ \_\_\_\_\_ (88) \_\_\_\_\_

※ Next, I would like to ask you about giving and receiving support among family members.

59. To what extent do you agree or disagree with each of the following statements about providing financial support for parents? Here, adult man and woman are those who are aged 18 or above.

... ought to provide financial support

Strongly agree
----------------

Fairly agree
--------------

Somewhat agree
----------------

Neither agree nor disagree
----------------------------

Somewhat disagree
-------------------

Fairly disagree
-----------------

Strongly disagree
-------------------

**MAMOPFF** 1) Married adult man for his(her) Own parent(s)

① \_\_\_\_\_ ② \_\_\_\_\_ ③ \_\_\_\_\_ ④ \_\_\_\_\_ ⑤ \_\_\_\_\_ ⑥ \_\_\_\_\_ ⑦ \_\_\_\_\_

**MAFOPFF** 2) Married adult woman for his(her) Own parent(s)

① \_\_\_\_\_ ② \_\_\_\_\_ ③ \_\_\_\_\_ ④ \_\_\_\_\_ ⑤ \_\_\_\_\_ ⑥ \_\_\_\_\_ ⑦ \_\_\_\_\_

**MAMLPFF** 3) Married adult man for his(her) Parent(s)-in-law

① \_\_\_\_\_ ② \_\_\_\_\_ ③ \_\_\_\_\_ ④ \_\_\_\_\_ ⑤ \_\_\_\_\_ ⑥ \_\_\_\_\_ ⑦ \_\_\_\_\_

**MAFLPFF** 4) Married adult woman for his(her) Parent(s)-in-law

① \_\_\_\_\_ ② \_\_\_\_\_ ③ \_\_\_\_\_ ④ \_\_\_\_\_ ⑤ \_\_\_\_\_ ⑥ \_\_\_\_\_ ⑦ \_\_\_\_\_

60. How frequently did you do each of the following things to your own parent(s) for the last 12 months?

**R → R's Own Parent(s)**

Very frequently
-----------------

Often
-------

Sometimes
-----------

Seldom
--------

Not at all
------------

NOT APPLICABLE
----------------

**JACOPFF** 1) Providing financial support

① \_\_\_\_\_ ② \_\_\_\_\_ ③ \_\_\_\_\_ ④ \_\_\_\_\_ ⑤ \_\_\_\_\_ ⑨ \_\_\_\_\_

**JACOPPP** 2) Taking care of household chores (e.g., cleaning, meal preparation, shopping, running errands, etc.) or care work (e.g., child care, health care for parents, etc.)

① \_\_\_\_\_ ② \_\_\_\_\_ ③ \_\_\_\_\_ ④ \_\_\_\_\_ ⑤ \_\_\_\_\_ ⑨ \_\_\_\_\_

61. How frequently did your own parent(s) do each of the following things to you for the last 12 months?

**R's Parent(s) → R**

Very frequently
-----------------

Often
-------

Sometimes
-----------

Seldom
--------

Not at all
------------

NOT APPLICABLE
----------------

**JOPACFF** 1) Providing financial support

① \_\_\_\_\_ ② \_\_\_\_\_ ③ \_\_\_\_\_ ④ \_\_\_\_\_ ⑤ \_\_\_\_\_ ⑨ \_\_\_\_\_

**JOPACPP** 2) Taking care of household chores (e.g., cleaning, meal preparation, shopping, running errands, etc.) or care work (e.g., child care, health care for parents, etc.)

① \_\_\_\_\_ ② \_\_\_\_\_ ③ \_\_\_\_\_ ④ \_\_\_\_\_ ⑤ \_\_\_\_\_ ⑨ \_\_\_\_\_

**ACWHO**

62. (IF HAVE ADULT CHILD(REN)) Which adult child do you have the most frequent contact with, including face-to-face, by telephone, mails, or on the internet? If you think you have the same degree of contact with more than one adult child, please choose the child to whom you talked most in recent days.

\_\_\_\_ (99) DON'T HAVE ADULT CHILD

(GO TO Q.63)

\_\_\_\_ ① Eldest son

\_\_\_\_ ⑤ Eldest son-in-law

\_\_\_\_ ② Younger son

\_\_\_\_ ⑥ Younger son-in-law

\_\_\_\_ ③ Eldest daughter

\_\_\_\_ ⑦ Eldest daughter-in-law

\_\_\_\_ ④ Younger daughter

\_\_\_\_ ⑧ Younger daughter-in-law

--	--



## ACWHOCOR

62.1 For the adult child you just mentioned, does he or she co-reside with you?

\_\_\_ ① Yes

\_\_\_ ② No

☐

62.2 How frequently did you do each of the following things to your adult child you just mentioned in Q.62 for the last 12 months?

R → Adult child

Very frequently	Often	Sometimes	Seldom	Not at all
___ ① ___	___ ② ___	___ ③ ___	___ ④ ___	___ ⑤ ___

SEPACFF 1) Providing financial support

SEPACPP 2) Taking care of household chores (e.g., cleaning, meal preparation, shopping, running errands, etc.) or care work (e.g., child care, health care for parents, etc.)

___ ① ___	___ ② ___	___ ③ ___	___ ④ ___	___ ⑤ ___
-----------	-----------	-----------	-----------	-----------

62.3 How frequently did your adult child you mentioned in Q62 do each of the following things to you for the last 12 months?

Adult child → R

Very frequently	Often	Sometimes	Seldom	Not at all
___ ① ___	___ ② ___	___ ③ ___	___ ④ ___	___ ⑤ ___

SACEPFF 1) Providing financial support

SACEPPP 2) Taking care of household chores (e.g., cleaning, meal preparation, shopping, running errands, etc.) or care work (e.g., child care, health care for parents, etc.)

___ ① ___	___ ② ___	___ ③ ___	___ ④ ___	___ ⑤ ___
-----------	-----------	-----------	-----------	-----------

63. (IF CURRENTLY MARRIED) How frequently did you do each of the following things to your parent(s)-in-law for the last 12 months?

\_\_\_ (9) NO SPOUSE (GO TO Q.65)

R → R's Parent(s)-in-Law

Very frequently	Often	Sometimes	Seldom	Not at all
___ ① ___	___ ② ___	___ ③ ___	___ ④ ___	___ ⑤ ___

JACLFFF 1) Providing financial support

JACLPPP 2) Taking care of household chores (e.g., cleaning, meal preparation, shopping, running errands, etc.) or care work (e.g., child care, health care for parents, etc.)

___ ① ___	___ ② ___	___ ③ ___	___ ④ ___	___ ⑤ ___
-----------	-----------	-----------	-----------	-----------

64. (IF CURRENTLY MARRIED) How frequently did you do each of the following things to your parent(s)-in-law for the last 12 months?

\_\_\_ (9) NO SPOUSE (GO TO Q.65)

R's Parent(s)-in-Law → R

Very frequently	Often	Sometimes	Seldom	Not at all
___ ① ___	___ ② ___	___ ③ ___	___ ④ ___	___ ⑤ ___

JLPACFF 1) Providing financial support

JLPACPP 2) Taking care of household chores (e.g., cleaning, meal preparation, shopping, running errands, etc.) or care work (e.g., child care, health care for parents, etc.)

___ ① ___	___ ② ___	___ ③ ___	___ ④ ___	___ ⑤ ___
-----------	-----------	-----------	-----------	-----------

65. How often do you do the followings?

Almost everyday	Several times a week	About once a week	About once a month	Several times a year	About once a year	Less than once a year
___ ① ___	___ ② ___	___ ③ ___	___ ④ ___	___ ⑤ ___	___ ⑥ ___	___ ⑦ ___

HOUWK1 1) Prepare the evening meal

HOUWK2 2) Do the laundry

HOUWK3 3) Clean the house

HOUWK4 4) Make simple home repair

HOUWK5 5) Shop for everyday necessities

___ ① ___	___ ② ___	___ ③ ___	___ ④ ___	___ ⑤ ___	___ ⑥ ___	___ ⑦ ___
___ ① ___	___ ② ___	___ ③ ___	___ ④ ___	___ ⑤ ___	___ ⑥ ___	___ ⑦ ___
___ ① ___	___ ② ___	___ ③ ___	___ ④ ___	___ ⑤ ___	___ ⑥ ___	___ ⑦ ___
___ ① ___	___ ② ___	___ ③ ___	___ ④ ___	___ ⑤ ___	___ ⑥ ___	___ ⑦ ___

## ELDCARES

66. Who do you think is most responsible for taking care of old parents? (Choose only one)

\_\_\_ ① Eldest son or his family

\_\_\_ ② Any son or his family

\_\_\_ ③ Any daughter or her family

\_\_\_ ④ Any son or daughter, or his/her family

\_\_\_ ⑤ All children or their family

\_\_\_ ⑥ Children or their family are not responsible

\_\_\_ (77) OTHER (SPECIFY \_\_\_\_\_)

☐



※ Next, I would like to ask you about family-related issues.

67. To what extent do you agree or disagree with each of the following statements?

	Strongly agree	Fairly agree	Somewhat agree	Neither agree nor disagree	Somewhat disagree	Fairly disagree	Strongly disagree
<b>FAMVAL1</b> 1) Husband should be older than wife.	___①___	___②___	___③___	___④___	___⑤___	___⑥___	___⑦___
<b>FAMVAL2</b> 2) It is not necessary to have children in marriage.	___①___	___②___	___③___	___④___	___⑤___	___⑥___	___⑦___
<b>FAMVAL3</b> 3) Married men are generally happier than unmarried men.	___①___	___②___	___③___	___④___	___⑤___	___⑥___	___⑦___
<b>FAMVAL4</b> 4) Married women are generally happier than unmarried women.	___①___	___②___	___③___	___④___	___⑤___	___⑥___	___⑦___
<b>FAMVAL5</b> 5) It is all right for a couple to live together without intending to get married.	___①___	___②___	___③___	___④___	___⑤___	___⑥___	___⑦___
<b>FAMVAL6</b> 6) People who want to divorce must wait until children are grown up.	___①___	___②___	___③___	___④___	___⑤___	___⑥___	___⑦___
<b>FAMVAL7</b> 7) Divorce is usually the best solution when a couple can't seem to work out their marriage.	___①___	___②___	___③___	___④___	___⑤___	___⑥___	___⑦___

68. To what extent do you agree or disagree with each of the following statements?

	Strongly agree	Fairly agree	Somewhat agree	Neither agree nor disagree	Somewhat disagree	Fairly disagree	Strongly disagree
<b>SEXROLE1</b> 1) It is more important for a wife to help her husband's career than to pursue her own career.	___①___	___②___	___③___	___④___	___⑤___	___⑥___	___⑦___
<b>SEXROLE2</b> 2) A husband's job is to earn money; a wife's job is to look after the home and family.	___①___	___②___	___③___	___④___	___⑤___	___⑥___	___⑦___
<b>KIDSUFFR16</b> 3) It's not good for a pre-school child if the mother is working.	___①___	___②___	___③___	___④___	___⑤___	___⑥___	___⑦___
<b>SEXROLE4</b> 4) During an economic recession, it is all right for women to be laid off before men.	___①___	___②___	___③___	___④___	___⑤___	___⑥___	___⑦___

69. To what extent do you agree or disagree with each of the following statements?

	Strongly agree	Somewhat agree	Neither agree nor disagree	Somewhat disagree	Strongly disagree	DON'T KNOW
<b>MARMUST</b> 1) You need to marry no matter what.	___①___	___②___	___③___	___④___	___⑤___	___(8)___
<b>MAWRKWRM</b> 2) A working mother can establish just as warm and secure a relationship with her children as a mother who does not work.	___①___	___②___	___③___	___④___	___⑤___	___(8)___
<b>FAMSUFFR</b> 3) All in all, family life suffers when the woman has a full-time job.	___①___	___②___	___③___	___④___	___⑤___	___(8)___
<b>HOUSEWRK</b> 4) Being a housewife is just as fulfilling as working for pay.	___①___	___②___	___③___	___④___	___⑤___	___(8)___

70. To what extent do you agree or disagree with each of the following statements?

	Strongly agree	Fairly agree	Somewhat agree	Neither agree nor disagree	Somewhat disagree	Fairly disagree	Strongly disagree
<b>PATRACH1</b> 1) The authority of father in a family should be respected under any circumstances.	___①___	___②___	___③___	___④___	___⑤___	___⑥___	___⑦___
<b>PATRACH2</b> 2) Children must make efforts to do something that would bring honor to their parents.	___①___	___②___	___③___	___④___	___⑤___	___⑥___	___⑦___
<b>PATRACH5</b> 3) To continue the family line, one must have at least one son.	___①___	___②___	___③___	___④___	___⑤___	___⑥___	___⑦___
<b>PATRACH7</b> 4) One must put familial well-being and interest before one's own.	___①___	___②___	___③___	___④___	___⑤___	___⑥___	___⑦___



**FAMDINN**

71. How often do you and your family have a supper together? Family here indicates those family members who are currently living together with you.

- \_\_\_ ① Almost everyday  
 \_\_\_ ② Several times a week  
 \_\_\_ ③ About once a week  
 \_\_\_ ④ About once a month  
 \_\_\_ ⑤ Several times a year  
 \_\_\_ ⑥ About once a year  
 \_\_\_ ⑦ Less than once a year  
 \_\_\_ ⑨ LIVING AWAY FROM FAMILY

☐
**FAMLEIS**

72. How often do you and your family do leisure activities together? Family here indicates those family members who are currently living together with you.

- \_\_\_ ① Almost everyday  
 \_\_\_ ② Several times a week  
 \_\_\_ ③ About once a week  
 \_\_\_ ④ About once a month  
 \_\_\_ ⑤ Several times a year  
 \_\_\_ ⑥ About once a year  
 \_\_\_ ⑦ Less than once a year  
 \_\_\_ ⑨ LIVING AWAY FROM FAMILY

☐

Proving

**LIFESAT**

73. All things considered, how satisfied are you with your life as a whole these days?

Very Satisfied

Very Dissatisfied

- \_\_\_ ① \_\_\_ ② \_\_\_ ③ \_\_\_ ④ \_\_\_ ⑤

☐

※ Next, I would like to ask you about your marriage. (ASK ONLY THOSE WHO ARE CURRENTLY MARRIED OR WIDOWED, AND GO TO Q.80 FOR THOSE WHO ARE NEVER MARRIED, DIVORCED OR SEPARATED)

**MARYEAR / MARAGE**

74. When did you marry your current spouse and how old were you at that time?

YEAR OF MARRIAGE : \_\_\_\_\_

AGE OF MARRIAGE : \_\_\_\_\_


**RFSTMR**

75. Was it the first marriage for you?

- \_\_\_ ① Yes  
 \_\_\_ ② No (GO TO Q.75.1)

☐
**PFSTMRAG**

75.1. (IF IT WAS NOT THE FIRST MARRIAGE) How old were you when you married first time? \_\_\_\_\_

--	--	--	--

**SPFSTMR**

76. Was it the first marriage for your spouse?

- \_\_\_ ① Yes  
 \_\_\_ ② No

☐

(ASK THE FOLLOWING QUESTIONS IF THE RESPONDENT HAS A SPOUSE, BUT IF WIDOWED GO TO Q.80)

77. How often does your spouse do the followings?

	Almost everyday	Several times a week	About once a week	About once a month	Several times a year	About once a year	Less than once a year
<b>SPHOUWK1</b> 1) Prepare the evening meal	___ ① ___	___ ② ___	___ ③ ___	___ ④ ___	___ ⑤ ___	___ ⑥ ___	___ ⑦ ___
<b>SPHOUWK2</b> 2) Do the laundry	___ ① ___	___ ② ___	___ ③ ___	___ ④ ___	___ ⑤ ___	___ ⑥ ___	___ ⑦ ___
<b>SPHOUWK3</b> 3) Clean the house	___ ① ___	___ ② ___	___ ③ ___	___ ④ ___	___ ⑤ ___	___ ⑥ ___	___ ⑦ ___
<b>SPHOUWK4</b> 4) Make small repairs around house	___ ① ___	___ ② ___	___ ③ ___	___ ④ ___	___ ⑤ ___	___ ⑥ ___	___ ⑦ ___
<b>SPHOUWK5</b> 5) Shop for everyday necessities	___ ① ___	___ ② ___	___ ③ ___	___ ④ ___	___ ⑤ ___	___ ⑥ ___	___ ⑦ ___

78. Who primarily decides (or decided) the following familial items?

	Always I	Usually I	Equally between me and spouse	Usually my spouse	Always my spouse	Other family member(s)	Not applicable
<b>CONJPWR1</b> 1) Children's discipline and education	___ ① ___	___ ② ___	___ ③ ___	___ ④ ___	___ ⑤ ___	___ ⑥ ___	___ ⑨ ___
<b>CONJPWR2</b> 2) Support for my own parents	___ ① ___	___ ② ___	___ ③ ___	___ ④ ___	___ ⑤ ___	___ ⑥ ___	___ ⑨ ___
<b>CONJPWR3</b> 3) Purchase higher cost items	___ ① ___	___ ② ___	___ ③ ___	___ ④ ___	___ ⑤ ___	___ ⑥ ___	___ ⑨ ___



**MARSAT**

79. Considering all things together, how would you describe your marriage? Would you say that you are very satisfied or dissatisfied with your marriage?

Very Satisfied

Very  
Dissatisfied

\_\_\_\_\_ ① \_\_\_\_\_

\_\_\_\_\_ ② \_\_\_\_\_

\_\_\_\_\_ ③ \_\_\_\_\_

\_\_\_\_\_ ④ \_\_\_\_\_

\_\_\_\_\_ ⑤ \_\_\_\_\_

**(ASK ALL RESPONDENTS THE QUESTIONS BELOW)**

80. Next, I will ask you about your family's health. How would you rate [PERSON]'s health?

Very  
goodVery  
poorNot  
applicable

<b>HEALR</b>	1) Your health	_____ ① _____	_____ ② _____	_____ ③ _____	_____ ④ _____	_____ ⑤ _____	_____ (9) _____
<b>HEALSP</b>	2) Your spouse's health	_____ ① _____	_____ ② _____	_____ ③ _____	_____ ④ _____	_____ ⑤ _____	_____ (9) _____
<b>HEALOP1</b>	3) Your father's health	_____ ① _____	_____ ② _____	_____ ③ _____	_____ ④ _____	_____ ⑤ _____	_____ (9) _____
<b>HEALOP2</b>	4) Your mother's health	_____ ① _____	_____ ② _____	_____ ③ _____	_____ ④ _____	_____ ⑤ _____	_____ (9) _____
<b>HEALLP1</b>	5) Your father-in-law's health	_____ ① _____	_____ ② _____	_____ ③ _____	_____ ④ _____	_____ ⑤ _____	_____ (9) _____
<b>HEALLP2</b>	6) Your mother-in-law's health	_____ ① _____	_____ ② _____	_____ ③ _____	_____ ④ _____	_____ ⑤ _____	_____ (9) _____

**LIVE15YR**

81. Where did you live the longest before age 15?

\_\_\_\_\_ ① A big city

\_\_\_\_\_ ③ A town

\_\_\_\_\_ ② A medium or small-sized city

\_\_\_\_\_ ④ A rural village

**\* Next, I would like to ask a few questions concerning the role of government. Government here indicates the central government.**

**LAWOBEY**

82. In general, would you say that people should obey the law without exception, or are there exceptional occasions on which people should follow their consciences even if it means breaking the law?

\_\_\_\_\_ ① Obey the law without exception

\_\_\_\_\_ ② Follow conscience on occasions

\_\_\_\_\_ (8) Can't choose

83. There are many ways people or organizations can protest against a government action they strongly oppose. Please show which you think should be allowed and which should not be allowed.

Probing

Definitely

Probably

Probably  
notDefinitely  
notCan't  
choose

**PROTEST1** 1) Organizing public meetings to protest against the government. \_\_\_\_\_ ① \_\_\_\_\_ \_\_\_\_\_ ② \_\_\_\_\_ \_\_\_\_\_ ③ \_\_\_\_\_ \_\_\_\_\_ ④ \_\_\_\_\_ \_\_\_\_\_ (8) \_\_\_\_\_

**PROTEST2** 2) Organizing protest marches and demonstrations. \_\_\_\_\_ ① \_\_\_\_\_ \_\_\_\_\_ ② \_\_\_\_\_ \_\_\_\_\_ ③ \_\_\_\_\_ \_\_\_\_\_ ④ \_\_\_\_\_ \_\_\_\_\_ (8) \_\_\_\_\_

84. There are some people whose views are considered extreme by the majority. Consider people who want to overthrow the government by revolution. Do you think such people should be allowed to ...

Definitely

Probably

Probably  
notDefinitely  
notCan't  
choose

**EXTREM1** 1) hold public meetings to express their views? \_\_\_\_\_ ① \_\_\_\_\_ \_\_\_\_\_ ② \_\_\_\_\_ \_\_\_\_\_ ③ \_\_\_\_\_ \_\_\_\_\_ ④ \_\_\_\_\_ \_\_\_\_\_ (8) \_\_\_\_\_

**EXTREM2** 2) publish books expressing their views? \_\_\_\_\_ ① \_\_\_\_\_ \_\_\_\_\_ ② \_\_\_\_\_ \_\_\_\_\_ ③ \_\_\_\_\_ \_\_\_\_\_ ④ \_\_\_\_\_ \_\_\_\_\_ (8) \_\_\_\_\_

**INNOGUIL**

85. All systems of justice make mistakes, but which do you think is worse ...

\_\_\_\_\_ ① to convict an innocent person.

\_\_\_\_\_ ② to let a guilty person go free.

\_\_\_\_\_ (8) Can't choose



86. Here are some things the government might do for the economy. Please show which actions you are in favour of and which you are against.

Probing		Strongly in favor of	In favor of	Neither in favor of nor against	Against	Strongly against	Can't choose
GOVSUP1	1) Cuts in government spending.	①	②	③	④	⑤	(8)
GOVSUP2	2) Government financing of projects to create new jobs.	①	②	③	④	⑤	(8)
GOVSUP3	3) Less government regulation of business.	①	②	③	④	⑤	(8)
GOVSUP4	4) Support for industry to develop new products and technology.	①	②	③	④	⑤	(8)
GOVSUP5	5) Support for declining industries to protect jobs.	①	②	③	④	⑤	(8)
GOVSUP6	6) Reducing the working week to create more jobs.	①	②	③	④	⑤	(8)

87. Listed below are various areas of government spending. Please show whether you would like to see more or less government spending in each area. Remember that if you say "much more", it might require a tax increase to pay for it.

	Spend much more	Spend more	Spend the same as now	Spend less	Spend much less	Can't choose	
GOVSPD1	1) The environment	①	②	③	④	⑤	(8)
GOVSPD2	2) Health	①	②	③	④	⑤	(8)
GOVSPD3	3) The police and law enforcement	①	②	③	④	⑤	(8)
GOVSPD4	4) Education	①	②	③	④	⑤	(8)
GOVSPD5	5) The military and defence	①	②	③	④	⑤	(8)
GOVSPD6	6) Old age pensions	①	②	③	④	⑤	(8)
GOVSPD7	7) Unemployment benefit	①	②	③	④	⑤	(8)
GOVSPD8	8) Culture and the arts	①	②	③	④	⑤	(8)

88. On the whole, do you think it should or should not be the government's responsibility to ...

	Definitely should be	Probably should be	Probably should not be	Definitely should not be	Can't choose	
GOVRES1	1) provide a job for everyone who wants one.	①	②	③	④	(8)
GOVRES2	2) keep prices under control.	①	②	③	④	(8)
GOVRES3	3) provide health care for the sick.	①	②	③	④	(8)
GOVRES4	4) provide a decent standard of living for the old.	①	②	③	④	(8)
GOVRES5	5) provide industry with the help it needs to grow.	①	②	③	④	(8)
GOVRES6	6) provide a decent standard of living for the unemployed.	①	②	③	④	(8)
GOVRES7	7) reduce income differences between the rich and the poor.	①	②	③	④	(8)
GOVRES8	8) give financial help to university students from low-income families.	①	②	③	④	(8)
GOVRES9	9) provide decent housing for those who can't afford it.	①	②	③	④	(8)
GOVRES10	10) impose strict laws to make industry do less damage to the environment.	①	②	③	④	(8)
GOVRES11	11) promote equality between men and women.	①	②	③	④	(8)

89. People have different opinions on who should provide services in Korea. Who do you think should primarily provide ...

	Government	Private companies/for-profit organizations	Non-profit organizations/charities/cooperatives	Religious organizations	Family, relatives or friends	Can't choose	
CAREMED	1) health care for the sick.	①	②	③	④	⑤	(8)
CAREAGED	2) care for older people.	①	②	③	④	⑤	(8)
CARECHILD	3) school education for children.	①	②	③	④	⑤	(8)



90. Here is a list of people and organizations that can influence government actions. Please read through the list and while in the boxes below the letters corresponding to the ones you think have the most and the second most influence on the actions of the Korea government?

Probing

- |                                       |   |
|---------------------------------------|---|
| ① The media                           | ⑥ Organised crime   |
| ② Trade unions                        | ⑦ People who vote for the party/the parties in government |
| ③ Business, banks and industry        | ⑧ Citizens in general                                     |
| ④ Religious organizations/authorities | ⑨ Civic and voluntary organizations                       |
| ⑤ The military/army                   | ⑩ International organizations (e.g.:UN, IMF)              |
|                                       | (88) Can't choose   |

**INFLGOV1** 1) Most influence \_\_\_\_\_

**INFLGOV2** 2) Second most influence \_\_\_\_\_


**INFLPOLY**

91. Here are two opinions about what affects policies in Korea. Which of them comes closest to your view?

- \_\_\_ ① Policies in Korea depend more on what is happening in the world economy, rather than who is in government.
- \_\_\_ ② Policies in Korea depend more on who is in government, rather than what is in the world economy.
- \_\_\_ (8) CAN'T CHOOSE

--

92. Do you think that the Korea government should or should not be have the right to do the following:

Definitely should have right.	Probably should have right.	Probably should not have right.	Definitely should not have right.	Can't choose
-------------------------------------	-----------------------------------	--	--	-----------------

**SURVECAM** 1) keep people under video surveillance in public areas? \_\_\_\_\_ ① \_\_\_\_\_ ② \_\_\_\_\_ ③ \_\_\_\_\_ ④ \_\_\_\_\_ (8) \_\_\_\_\_

**SURVEINT** 2) monitor e-mails and any other information exchanged on the internet? \_\_\_\_\_ ① \_\_\_\_\_ ② \_\_\_\_\_ ③ \_\_\_\_\_ ④ \_\_\_\_\_ (8) \_\_\_\_\_

**OPENGOV**

93. Here is a scale from 0 to 10 where 0 is "all government information should be publicly available even if this meant a risk to public security" and 10 is "public security should be given priority, even if this meant limiting access to government information". Where would you place yourself on such a scale?

All government information  
should be publicly available  
even if this meant a risk to  
public security.

Public security should be  
given priority, even if this  
meant limiting access to  
government information.

Can't  
choose

\_\_\_ ① \_\_\_ ② \_\_\_ ③ \_\_\_ ④ \_\_\_ ⑤ \_\_\_ ⑥ \_\_\_ ⑦ \_\_\_ ⑧ \_\_\_ ⑨ \_\_\_ ⑩ \_\_\_ (88) \_\_\_

94. Some people think that governments should have the right to take certain measure in the name of national security. Others disagree. Do you think the Korea government should or should not have the right to do the following:

Definitely should have right.	Probably should have right.	Probably should not have right.	Definitely should not have right.	Can't choose
-------------------------------------	-----------------------------------	--	--	-----------------

**INFORES1** 1) Collect information about anyone living in Korea without their knowledge. \_\_\_\_\_ ① \_\_\_\_\_ ② \_\_\_\_\_ ③ \_\_\_\_\_ ④ \_\_\_\_\_ (8) \_\_\_\_\_

**INFOFORE** 2) Collect information about anyone living in other countries without their knowledge. \_\_\_\_\_ ① \_\_\_\_\_ ② \_\_\_\_\_ ③ \_\_\_\_\_ ④ \_\_\_\_\_ (8) \_\_\_\_\_

95. How successful do you think the government in Korea is nowadays in each of the following areas?

Very successful	Quite successful	Neither successful nor unsuccessful	Quite unsuccessful	Very unsuccessful	Can't choose
--------------------	---------------------	---	-----------------------	----------------------	-----------------

**GOVPER1** 1) Providing health care for the sick \_\_\_\_\_ ① \_\_\_\_\_ ② \_\_\_\_\_ ③ \_\_\_\_\_ ④ \_\_\_\_\_ ⑤ \_\_\_\_\_ (8) \_\_\_\_\_

**GOVPER2** 2) Providing a decent standard of living for the old \_\_\_\_\_ ① \_\_\_\_\_ ② \_\_\_\_\_ ③ \_\_\_\_\_ ④ \_\_\_\_\_ ⑤ \_\_\_\_\_ (8) \_\_\_\_\_

**GOVPER3** 3) Dealing with threats to Korea security \_\_\_\_\_ ① \_\_\_\_\_ ② \_\_\_\_\_ ③ \_\_\_\_\_ ④ \_\_\_\_\_ ⑤ \_\_\_\_\_ (8) \_\_\_\_\_

**GOVPER4** 4) Controlling crime \_\_\_\_\_ ① \_\_\_\_\_ ② \_\_\_\_\_ ③ \_\_\_\_\_ ④ \_\_\_\_\_ ⑤ \_\_\_\_\_ (8) \_\_\_\_\_

**GOVPER5** 5) Fighting unemployment \_\_\_\_\_ ① \_\_\_\_\_ ② \_\_\_\_\_ ③ \_\_\_\_\_ ④ \_\_\_\_\_ ⑤ \_\_\_\_\_ (8) \_\_\_\_\_

**GOVPER6** 6) Protecting the environment \_\_\_\_\_ ① \_\_\_\_\_ ② \_\_\_\_\_ ③ \_\_\_\_\_ ④ \_\_\_\_\_ ⑤ \_\_\_\_\_ (8) \_\_\_\_\_



96. Suppose the government suspected that a terrorist act was about to happen. Do you think the authorities should have the right to ...

Probing

Definitely should have right.	Probably should have right.	Probably should not have right.	Definitely should not have right.	Can't choose
-------------------------------------	-----------------------------------	--	--	-----------------

- GOVAUT1** 1) detain people for as long as they want without putting them on trial? \_\_\_\_\_ ① \_\_\_\_\_ ② \_\_\_\_\_ ③ \_\_\_\_\_ ④ \_\_\_\_\_ (8) \_\_\_\_\_
- GOVAUT2** 2) tap people's telephone conversations? \_\_\_\_\_ ① \_\_\_\_\_ ② \_\_\_\_\_ ③ \_\_\_\_\_ ④ \_\_\_\_\_ (8) \_\_\_\_\_
- GOVAUT3** 3) stop and search people in the street at random? \_\_\_\_\_ ① \_\_\_\_\_ ② \_\_\_\_\_ ③ \_\_\_\_\_ ④ \_\_\_\_\_ (8) \_\_\_\_\_

**POLINTO6**

97. How interested would you say you personally are in politics?

- \_\_\_\_\_ ① Very interested \_\_\_\_\_ ④ Not very interested
- \_\_\_\_\_ ② Fairly interested \_\_\_\_\_ ⑤ Not at all interested
- \_\_\_\_\_ ③ Somewhat interested \_\_\_\_\_ (8) Can't choose

□

98. Please tick one box on each line to show how much you agree or disagree with each of the following statements.

Strongly agree	Agree	Neither agree nor disagree	Disagree	Strongly disagree	Can't choose
-------------------	-------	----------------------------------	----------	----------------------	-----------------

- POLEFF1** 1) People like me don't have any say about what the government does. \_\_\_\_\_ ① \_\_\_\_\_ ② \_\_\_\_\_ ③ \_\_\_\_\_ ④ \_\_\_\_\_ ⑤ \_\_\_\_\_ (8) \_\_\_\_\_
- POLEFF3** 2) I feel that I have a pretty good understanding of the important political issues facing our country. \_\_\_\_\_ ① \_\_\_\_\_ ② \_\_\_\_\_ ③ \_\_\_\_\_ ④ \_\_\_\_\_ ⑤ \_\_\_\_\_ (8) \_\_\_\_\_
- POLEFF5** 3) People we elect as MNA try to keep the promises they have made during the election. \_\_\_\_\_ ① \_\_\_\_\_ ② \_\_\_\_\_ ③ \_\_\_\_\_ ④ \_\_\_\_\_ ⑤ \_\_\_\_\_ (8) \_\_\_\_\_
- POLEFF6** 4) Most civil servants can be trusted to do what is best for the country. \_\_\_\_\_ ① \_\_\_\_\_ ② \_\_\_\_\_ ③ \_\_\_\_\_ ④ \_\_\_\_\_ ⑤ \_\_\_\_\_ (8) \_\_\_\_\_

99. Generally, how would you describe taxes in Korea today? (We mean all taxes together, including [wage deductions], [income tax], [taxes on goods and services] and all the rest.)

Much too high	Too high	About right	Too low	Much too low	Can't choose
------------------	----------	----------------	------------	-----------------	-----------------

- TAXAMT1** 1) First, for those with high incomes, taxes are ... \_\_\_\_\_ ① \_\_\_\_\_ ② \_\_\_\_\_ ③ \_\_\_\_\_ ④ \_\_\_\_\_ ⑤ \_\_\_\_\_ (8) \_\_\_\_\_
- TAXAMT2** 2) Next, for those with middle incomes, taxes are ... \_\_\_\_\_ ① \_\_\_\_\_ ② \_\_\_\_\_ ③ \_\_\_\_\_ ④ \_\_\_\_\_ ⑤ \_\_\_\_\_ (8) \_\_\_\_\_
- TAXAMT3** 3) Lastly, for those with low incomes, taxes are ... \_\_\_\_\_ ① \_\_\_\_\_ ② \_\_\_\_\_ ③ \_\_\_\_\_ ④ \_\_\_\_\_ ⑤ \_\_\_\_\_ (8) \_\_\_\_\_

100. In general, how often do you think that the tax authorities in Korea do you following?

Almost always	Often	Sometimes	Almost never	Can't choose
------------------	-------	-----------	-----------------	-----------------

- TAXAUTHO1** 1) make sure people pay their taxes \_\_\_\_\_ ① \_\_\_\_\_ ② \_\_\_\_\_ ③ \_\_\_\_\_ ④ \_\_\_\_\_ (8) \_\_\_\_\_
- TAXAUTHO2** 2) treat everyone in accordance with the law, regardless of their contacts or position in society? \_\_\_\_\_ ① \_\_\_\_\_ ② \_\_\_\_\_ ③ \_\_\_\_\_ ④ \_\_\_\_\_ (8) \_\_\_\_\_

101. In general, how often do you think that major private companies in Korea do you following?

Almost always	Often	Sometimes	Almost never	Can't choose
------------------	-------	-----------	-----------------	-----------------

- PRIFIRM1** 1) comply with laws and regulations \_\_\_\_\_ ① \_\_\_\_\_ ② \_\_\_\_\_ ③ \_\_\_\_\_ ④ \_\_\_\_\_ (8) \_\_\_\_\_
- PRIFIRM2** 2) try to avoid paying their taxes \_\_\_\_\_ ① \_\_\_\_\_ ② \_\_\_\_\_ ③ \_\_\_\_\_ ④ \_\_\_\_\_ (8) \_\_\_\_\_

**POLCORRU**

102. In your opinion, about how many politicians in Korea are involved in corruption?

- \_\_\_\_\_ ① Almost none \_\_\_\_\_ ④ Quite a lot
- \_\_\_\_\_ ② A few \_\_\_\_\_ ⑤ Almost all
- \_\_\_\_\_ ③ Some \_\_\_\_\_ (8) CAN'T CHOOSE

□

**OFFCORRU**

103. And in your opinion, about how many public officials in Korea are involved in corruption?

- \_\_\_\_\_ ① Almost none \_\_\_\_\_ ④ Quite a lot
- \_\_\_\_\_ ② A few \_\_\_\_\_ ⑤ Almost all
- \_\_\_\_\_ ③ Some \_\_\_\_\_ (8) CAN'T CHOOSE

□



**OFFBRIBE**

104. In the last five years, how often have you or a member of your immediate family come cross a public official who hinted they wanted, or asked for, a bribe or favour in return for a service?

- \_\_\_ ① Never  
 \_\_\_ ② Seldom  
 \_\_\_ ③ Occasionally  
 \_\_\_ ④ Quite often  
 \_\_\_ ⑤ Very often  
 \_\_\_ (8) CAN'T CHOOSE

☐**DESIRGOV**

105. In order to serve the public interest, what do you think is the desirable form of the government?

- Probing \_\_\_ ① Government intervention should be minimized and operated according to the market principles.  
 \_\_\_ ② Government intervention should be restricted but it should perform services such as rails and postal service that the government must get involved and carry on.  
 \_\_\_ ③ Government involvement should be maximized although it should be very cooperative with the market and private sectors in government operations.  
 \_\_\_ ④ Government should be actively involved in all citizen-related services.  
 \_\_\_ (8) Can't choose

☐

※ Next questions will ask your opinions regarding nuclear power.

106. How much do you agree or disagree with each of these statements?

Probing	Strongly agree	Agree	Disagree	Strongly disagree	Can't choose
<b>NUKEPLT1</b> 1) Nuclear power generation contributes to stable power supply in our country.	___ ① ___	___ ② ___	___ ③ ___	___ ④ ___	___ (8) ___
<b>NUKEPLT2</b> 2) Nuclear power generation helps reduce greenhouse gases in our country.	___ ① ___	___ ② ___	___ ③ ___	___ ④ ___	___ (8) ___
<b>NUKEPLT3</b> 3) Nuclear power generation contributes to our country's economic development.	___ ① ___	___ ② ___	___ ③ ___	___ ④ ___	___ (8) ___
<b>NUKEPLT4</b> 4) Nuclear power plants are safe.	___ ① ___	___ ② ___	___ ③ ___	___ ④ ___	___ (8) ___
<b>NUKEPLT5</b> 5) Nuclear power plants are safely managing radioactive wastes.	___ ① ___	___ ② ___	___ ③ ___	___ ④ ___	___ (8) ___
<b>NUKEPLT6</b> 6) There should be more nuclear power plants.	___ ① ___	___ ② ___	___ ③ ___	___ ④ ___	___ (8) ___
<b>NUKEPLT7</b> 7) I would like to have a nuclear power plant hosted in the region I reside in.	___ ① ___	___ ② ___	___ ③ ___	___ ④ ___	___ (8) ___
<b>NUKEPLT8</b> 8) developed because it attracts government supports as well as related agencies and businesses.	___ ① ___	___ ② ___	___ ③ ___	___ ④ ___	___ (8) ___
<b>NUKEPLT9</b> 9) Nuclear power plants have more benefits than harms to a nation.	___ ① ___	___ ② ___	___ ③ ___	___ ④ ___	___ (8) ___

**FUTENEgy**

107. Considering the energy situation, which energy source do you think our nation should use the most?

- Probing \_\_\_ ① Hydroelectric Energy  
 \_\_\_ ② Thermal Energy  
 \_\_\_ ③ Nuclear Energy  
 \_\_\_ ④ Renewable Energy (ex: solar, wind, etc.)  
 \_\_\_ (8) Don't know

☐

※ The next questions are about your Internet and SNS use.

**INTRESTM / INTRESMN**

108. How much time do you spend on the Internet a day on average?

Probing \_\_\_\_\_ Hours \_\_\_\_\_ Minutes \_\_\_\_\_ (00) None

(GO TO Q.112)

☐

109. How often do you use the following Internet services?

Probing	Almost everyday	2-4 times a week	About once a week	Less than once a week	None	Don't know
<b>INTMAIL16</b> 1) E-Mail	___ ① ___	___ ② ___	___ ③ ___	___ ④ ___	___ ⑤ ___	___ (8) ___
<b>INTSNS16</b> 2) SNS (Example: Twitter, Facebook, etc.)	___ ① ___	___ ② ___	___ ③ ___	___ ④ ___	___ ⑤ ___	___ (8) ___
<b>INTCLUB16</b> 3) Internet community boards (Example: Today's Humor, DC Inside, Daily Best, etc.)	___ ① ___	___ ② ___	___ ③ ___	___ ④ ___	___ ⑤ ___	___ (8) ___
<b>INTBLOG16</b> 4) Blog	___ ① ___	___ ② ___	___ ③ ___	___ ④ ___	___ ⑤ ___	___ (8) ___



SNSTM / SNSMN

110. (IF Q.109(2) IS NOT "NONE" ) How much time do you spend on SNS a day on average?

\_\_\_\_\_ Hours \_\_\_\_\_ Minutes \_\_\_\_\_ (00) None

(GO TO Q.112)

111. How often do you use the following SNS?

SNSTWIT16 1) Twitter

SNSFACE16 2) Facebook

SNSKAKAO16 3) KakaoTalk

SNSINSTA 4) Instagram

SNSOTHER16 5) Others: \_\_\_\_\_

Almost every day	2-4 times a week	About once a week	Less than once a week	NA (Don't use at all)	Don't know
___①___	___②___	___③___	___④___	___⑤___	___⑧___
___①___	___②___	___③___	___④___	___⑤___	___⑧___
___①___	___②___	___③___	___④___	___⑤___	___⑧___
___①___	___②___	___③___	___④___	___⑤___	___⑧___
___①___	___②___	___③___	___④___	___⑤___	___⑧___

※ Next questions are on your attitude towards your life.

112. Please answer the questions about yourself by indicating the extent of your agreement. Please tell me your thoughts honestly. Please try not to let your responses to one question influence your response to other questions. There are no right or wrong answers.

Probing

LOTR1 1) Even in uncertain situations, I usually expect the best result.

LOTR2 2) If something can possibly go wrong for me, it always does.

LOTR3 3) I am always optimistic about my future.

LOTR4 4) I hardly ever expect things to go my way.

LOTR5 5) I rarely count on good things happening to me.

LOTR6 6) Overall, I expect good things to happen to me rather than bad.

Strongly Disagree	Disagree	Neither Agree nor Disagree	Agree	Strongly Agree	Don't know
___①___	___②___	___③___	___④___	___⑤___	___⑧___
___①___	___②___	___③___	___④___	___⑤___	___⑧___
___①___	___②___	___③___	___④___	___⑤___	___⑧___
___①___	___②___	___③___	___④___	___⑤___	___⑧___
___①___	___②___	___③___	___④___	___⑤___	___⑧___

113. In the following statements, select the box that best describes you. Please focus on yourself and what is going on in your life at this moment.

Probing

HOPE1 1) If I should find myself in a jam, I could think of many ways to get out of it.

HOPE2 2) At the present time, I am energetically pursuing my goals.

HOPE3 3) There are lots of ways around any problem that I am facing now.

HOPE4 4) Right now, I see myself as being pretty successful.

HOPE5 5) I can think of many ways to reach my current goals.

HOPE6 6) At this time, I am meeting the goals I have set for myself.

Definitely false	Mostly false	Somewhat false	Slightly false	Slightly true	Somewhat true	Mostly true	Definitely true
___①___	___②___	___③___	___④___	___⑤___	___⑥___	___⑦___	___⑧___
___①___	___②___	___③___	___④___	___⑤___	___⑥___	___⑦___	___⑧___
___①___	___②___	___③___	___④___	___⑤___	___⑥___	___⑦___	___⑧___
___①___	___②___	___③___	___④___	___⑤___	___⑥___	___⑦___	___⑧___
___①___	___②___	___③___	___④___	___⑤___	___⑥___	___⑦___	___⑧___

※ Next, I would like to ask you about ancestry.

CONFUCIN

114. (Regardless of your religious affiliation) do you consider yourself a Confucian?

Probing

\_\_\_ ① Yes

\_\_\_ ② No

\_\_\_ ⑧ Don't know

115. Do you consider the rites for your deceased family members to be: [multiple choice]

Probing

RITECONF \_\_\_ ① Confucian

RITEBUDD \_\_\_ ② Buddhist

RITESHIN \_\_\_ ③ Shinto

RITETAOI \_\_\_ ④ Daoist

RITECHRI \_\_\_ ⑤ Christian

RITEISLA \_\_\_ ⑥ Muslim

RITEOTH \_\_\_ (7) Others: \_\_\_\_\_

RITEDK \_\_\_ (8) Don't know



**RITEGRAV**

116. How many times do you conduct rites for the spirits of your deceased family members (ancestors) at their grave side (cremation memorial)? (Example: performing ancestral rituals, offering prayers, burning incense, offering food and/or wine)

- |                                    |                                   |                          |
|------------------------------------|-----------------------------------|--------------------------|
| ___ ① Once per year                | ___ ④ Four or more times per year | <input type="checkbox"/> |
| ___ ② Twice per year               | ___ ⑤ Never                       |                          |
| ___ ③ Three or four times per year | ___ ⑧ Don't know                  |                          |

**RITEHOME**

117. How many times do you conduct rites for the spirits of your deceased family members (ancestors) at home? (Example: performing ancestral rituals, offering prayers, burning incense, offering food and/or wine)

- |                             |                   |                          |
|-----------------------------|-------------------|--------------------------|
| ___ ① Almost every day      | ___ ⑤ Once a year | <input type="checkbox"/> |
| ___ ② Once or twice a week  | ___ ⑥ Never       |                          |
| ___ ③ Once or twice a month | ___ ⑧ Don't know  |                          |
| ___ ④ A few times per year  |                   |                          |

**SHRINE**

118. Do you have a shrine or tablets at the home for the spirits of your deceased family members?

- |                              |          |                  |                          |
|------------------------------|----------|------------------|--------------------------|
| <div>Probing</div> ___ ① Yes | ___ ② No | ___ ⑧ Don't know | <input type="checkbox"/> |
|------------------------------|----------|------------------|--------------------------|

※ Next questions target human nature, morality and individuality.

119. What do you think of human nature, individual's moral character and personality? Choose a number from 1 to 7.

1) **HUMNAT**

- |   |  |                          |
|---|--|--------------------------|
| <div>Human nature is basically bad.</div> | <div>Human nature is basically good.</div> | <input type="checkbox"/> |
| ___ ①                                     | ___ ②                                      | ___ ③                    |
| ___ ④                                     | ___ ⑤                                      | ___ ⑥                    |
| ___ ⑦                                     |  |                          |

2) **CHARABRN**

- |  |  |                          |
|--|--|--------------------------|
| <div>Individuals are born with different characters.</div> | <div>Individuals are born with similar characters.</div> | <input type="checkbox"/> |
| ___ ①  | ___ ②  | ___ ③                    |
| ___ ④  | ___ ⑤  | ___ ⑥                    |
| ___ ⑦  |  |                          |

3) **MORALBRN**

- |   |   |                          |
|---|---|--------------------------|
| <div>Individual morality is decided by the given environment.</div> | <div>Individual morality is decided upon birth.</div> | <input type="checkbox"/> |
| ___ ①   | ___ ②   | ___ ③                    |
| ___ ④   | ___ ⑤   | ___ ⑥                    |
| ___ ⑦   |   |                          |

4) **ACCOTH**

- |   |  |                          |
|---|--|--------------------------|
| <div>I have a hard time accepting others with different traits.</div> | <div>I have an easy time accepting others with different traits.</div> | <input type="checkbox"/> |
| ___ ①   | ___ ②  | ___ ③                    |
| ___ ④   | ___ ⑤  | ___ ⑥                    |
| ___ ⑦   |  |                          |

5) **RESPOTH**

- |   |   |                          |
|---|---|--------------------------|
| <div>Respecting individuality is one of the reasons behind social problems.</div> | <div>Respecting individuality is the driving force behind social development.</div> | <input type="checkbox"/> |
| ___ ①   | ___ ②   | ___ ③                    |
| ___ ④   | ___ ⑤   | ___ ⑥                    |
| ___ ⑦   |   |                          |

※ Lastly, I will ask a few questions about your political views.

**VOTE2007**

120. Which candidate did you vote in the December(2007)'s Presidential election?

- |                        |                    |                          |
|------------------------|--------------------|--------------------------|
| ___ ① Lee Myung-Bak    | ___ ④ Did not vote | <input type="checkbox"/> |
| ___ ② Chung Dong Young | ___ ⑧ Don't know   |                          |
| ___ ③ Others           | ___ ⑨ NOT ELIGIBLE |                          |



**VOTE2012**

121. Which candidate did you vote in the 2012 (18th) Presidential election?

- \_\_\_\_ ① Park Geun-hye  
 \_\_\_\_ ② Moon Jae-In  
 \_\_\_\_ ③ Others
- \_\_\_\_ ④ Did not vote  
 \_\_\_\_ (8) Don't know  
 \_\_\_\_ (9) NOT ELIGIBLE

☐**VOTE2012PA**

122. Did your father (if deceased, mother) support the same candidate you also did in the last 18th presidential election?

- \_\_\_\_ ① He supported the same candidate I did.  
 \_\_\_\_ ② He supported a different candidate I did.
- \_\_\_\_ ③ I do not know which candidate he supported.  
 \_\_\_\_ ④ Both of my parents are deceased.

☐**VOTE2016PA**

123. Which party did your father (mother if deceased) support for the 2016 legislative elections? If you do not know for sure, you may relate to your father's political view to answer.

- \_\_\_\_ ① Saenuri Party  
 \_\_\_\_ ② The Minjoo Party  
 \_\_\_\_ ③ People's Party
- \_\_\_\_ ④ Justice Party  
 \_\_\_\_ ⑤ Others: \_\_\_\_\_  
 \_\_\_\_ ⑥ Both of my parents are deceased.

☐

124. I would like to know what you think about major politicians and political parties in Korea. Referring to the below examples of ratings, please indicate a degree of your preference towards each politician or party as a temperature on a thermometer.

		0°C (Very negative)	30°C (Somewhat negative)	50°C (Neither favorable nor negative)	70°C (Somewhat favorable)	100°C (Very favorable)
<b>THRMTR1</b>	1) Saenuri Party	____ ① ____	____ ② ____	____ ③ ____	____ ④ ____	____ ⑤ ____
<b>THRMTR2</b>	2) The Minjoo Party	____ ① ____	____ ② ____	____ ③ ____	____ ④ ____	____ ⑤ ____
<b>THRMTR3</b>	3) People's Party	____ ① ____	____ ② ____	____ ③ ____	____ ④ ____	____ ⑤ ____
<b>THRMTR4</b>	4) Justice Party	____ ① ____	____ ② ____	____ ③ ____	____ ④ ____	____ ⑤ ____
<b>THRMTR5</b>	5) Park Geun-hye	____ ① ____	____ ② ____	____ ③ ____	____ ④ ____	____ ⑤ ____
<b>THRMTR6</b>	6) Moon Jae-In	____ ① ____	____ ② ____	____ ③ ____	____ ④ ____	____ ⑤ ____
<b>THRMTR7</b>	7) Ahn Cheol-soo	____ ① ____	____ ② ____	____ ③ ____	____ ④ ____	____ ⑤ ____

125. How much do you agree or disagree with each of these statements?

Probing		Agree strongly	Agree moderately	Neither Agree nor Disagree	Disagree moderately	Disagree strongly
<b>CNSRVTV1</b>	1) Korea-U.S. alliance should be strengthened.	____ ① ____	____ ② ____	____ ③ ____	____ ④ ____	____ ⑤ ____
<b>CNSRVTV2</b>	2) National Security Law should be abolished.	____ ① ____	____ ② ____	____ ③ ____	____ ④ ____	____ ⑤ ____
<b>CNSRVTV3</b>	3) Gaeseong Industrial Complex should be normalized.	____ ① ____	____ ② ____	____ ③ ____	____ ④ ____	____ ⑤ ____
<b>CNSRVTV4</b>	4) Welfare comes before economic development.	____ ① ____	____ ② ____	____ ③ ____	____ ④ ____	____ ⑤ ____
<b>CNSRVTV5</b>	5) Problems regarding contingent workers should be self-regulated by businesses.	____ ① ____	____ ② ____	____ ③ ____	____ ④ ____	____ ⑤ ____
<b>CNSRVTV6</b>	6) High-income earners should pay more taxes than now.	____ ① ____	____ ② ____	____ ③ ____	____ ④ ____	____ ⑤ ____
<b>CNSRVTV7</b>	7) Public enterprises including the railroad service should be privatized.	____ ① ____	____ ② ____	____ ③ ____	____ ④ ____	____ ⑤ ____
<b>CNSRVTV8</b>	8) Corporal punishment should be allowed in schools.	____ ① ____	____ ② ____	____ ③ ____	____ ④ ____	____ ⑤ ____
<b>CNSRVTV9</b>	9) Alternative military service should be allowed for those who object because of their personal beliefs such as a religious belief.	____ ① ____	____ ② ____	____ ③ ____	____ ④ ____	____ ⑤ ____
<b>CNSRVTV10</b>	10) Capital punishment should be abolished.	____ ① ____	____ ② ____	____ ③ ____	____ ④ ____	____ ⑤ ____

**GOVRGLT**

126. There's a view that various government regulations are the obstacles to Korea's economic development. On the other hand, there is a view that government regulations are necessary to protect the small and medium-sized businesses from large enterprises. What do you think about the government regulation on businesses?

- \_\_\_\_ ① Government regulation is necessary.  
 \_\_\_\_ ② Some government regulation is necessary.
- \_\_\_\_ ③ Government regulation is not necessary.  
 \_\_\_\_ ④ Some government regulation is necessary.

☐



127. How much do you disagree or agree with each of these statements?

Disagree strongly	Disagree fairly	Disagree a little	Neither Agree nor Disagree	Agree a little	Agree fairly	Agree strongly		
<b>AUTHORT1</b>	1) There needs to be a strong leader to suppress extremism ruining our country.	①	②	③	④	⑤	⑥	⑦
<b>AUTHORT2</b>	2) Those who are critical about the government authority creates unnecessary confusion among citizens.	①	②	③	④	⑤	⑥	⑦
<b>AUTHORT3</b>	3) The use of physical force against those who create social disruption may be justified in order to track back our country to the right direction.	①	②	③	④	⑤	⑥	⑦
<b>AUTHORT4</b>	4) What our country really needs is executing laws more strictly rather than guaranteeing the human rights widely.	①	②	③	④	⑤	⑥	⑦
<b>AUTHORT5</b>	5) Obedience and respect to authority is the most important virtue that our children should learn.	①	②	③	④	⑤	⑥	⑦
<b>AUTHORT6</b>	6) To preserve our values and law and order, problematic social groups in our society should be eradicated.	①	②	③	④	⑤	⑥	⑦
<b>AUTHORT7</b>	7) What our country needs the most are orderly citizens who follow national leaders' guidance.	①	②	③	④	⑤	⑥	⑦

128. What do you think about the following statements?

Strongly agree	Strongly disagree							
<b>APATHY1</b>	1) Politicians place their own interests before national concerns.	①	②	③	④	⑤	⑥	⑦
<b>APATHY2</b>	2) Politicians say nice words just to get votes.	①	②	③	④	⑤	⑥	⑦
<b>APATHY3</b>	3) It is foolish to believe what politicians say.	①	②	③	④	⑤	⑥	⑦

**CNSCSOTH**

129. If you are put in a situation to share which candidate you have voted for, would you mind sharing whom you have supported? Or would you not?

\_\_\_ ① I would mind sharing very much.
 \_\_\_ ③ I would not mind sharing much. (GO TO Q1.30)
 ☐

\_\_\_ ② I would mind sharing somewhat.
 \_\_\_ ④ I would not mind sharing at all. (GO TO Q1.30)
 ☐

\_\_\_ (8) Don't know
 ☐

**SAYPOLPR**

129.1 (For those who answered ① or ②) If you are put in a situation to share which candidate you supported, what do you usually do?

\_\_\_ ① I wouldn't be honest because I would mind it.
 ☐

\_\_\_ ② I would be honest even though I would mind it.
 ☐

\_\_\_ (8) Don't know
 ☐

130. Here are some different forms of political and social actions that people can take. Please indicate, for each one, whether you have done any of these things in the past year. If you have not done it, please indicate whether you might do it or not.

Have done it in the past year.	Have done it in the more distant past.	Have not done it but might do it.	Have not done it and would never do it.		
<b>SIGNPET</b>	1) Signed a petition.	①	②	③	④
<b>AVOIDBUY</b>	2) Boycotted, or deliberately bought, certain products for political, ethical or environmental reasons.	①	②	③	④
<b>JOINDEM</b>	3) Took part in a demonstration.	①	②	③	④
<b>ATTRALLY</b>	4) Attended a political meeting or rally.	①	②	③	④
<b>CNTCTGOV</b>	5) Contacted, or attempted to contact, a politician or a civil servant to express your views.	①	②	③	④
<b>POLFUNDS</b>	6) Donated money or raised funds for a social or political activity.	①	②	③	④
<b>POLSNS</b>	7) Posted and shared election materials such as writings, pictures, videos, and audios on the Internet, SNS or KakaoTalk.	①	②	③	④
<b>PARTCYBR</b>	8) Participated in online group activities (ribbon & banner, memorial activity, sharing posts, etc.).	①	②	③	④
<b>POLREPLY</b>	9) Visiting online community boards (DC, Today Humor, Ilbe, Ppomme, Ruli Web, etc.), online cafes and clubs, portal sites (Naver, Daum, Nate, etc.), or online news sites, and posting politics-related messages or replying to articles.	①	②	③	④



**CONTACTA**

131. On an ordinary day, with how many family members or relatives, excluding those who live with you, do you have contact through telephone, mails, internet, or face-to-face? Your best estimate is:

- \_\_\_\_ ① 0                      \_\_\_\_ ④ 5-9                      \_\_\_\_ ⑦ 50-99  
 \_\_\_\_ ② 1-2                      \_\_\_\_ ⑤ 10-19                      \_\_\_\_ ⑧ 100 or more  
 \_\_\_\_ ③ 3-4                      \_\_\_\_ ⑥ 20-49                      \_\_\_\_ (88) CAN'T CHOOSE

**CONTACTB**

132. On an ordinary day, with how many people other than family members or relatives do you have contact through telephone, mails, internet or face-to-face?

- \_\_\_\_ ① 0                      \_\_\_\_ ④ 5-9                      \_\_\_\_ ⑦ 50-99  
 \_\_\_\_ ② 1-2                      \_\_\_\_ ⑤ 10-19                      \_\_\_\_ ⑧ 100 or more  
 \_\_\_\_ ③ 3-4                      \_\_\_\_ ⑥ 20-49                      \_\_\_\_ (88) CAN'T CHOOSE

**POLTALK**

133. In the past year, how often did you talk to your family members (parents, children, siblings, grandparents, grandchildren) about the 20th Legislative Election on April 13?

- \_\_\_\_ ① Very often                      \_\_\_\_ ③ Rarely  
 \_\_\_\_ ② Sometimes                      \_\_\_\_ ④ Never

134. In the Legislative Election on April 13 this year, did someone ask you to vote for a specific candidate or to engage in some other type of political activity?

Yes	No
-----	----

Yes	No
-----	----

**WHOMBLZ1** 1) Family member or relative

\_\_\_\_ ① \_\_\_\_ ②

**WHOMBLZ5** 5) Religious leader or member

\_\_\_\_ ① \_\_\_\_ ②

**WHOMBLZ2** 2) Co-worker

\_\_\_\_ ① \_\_\_\_ ②

**WHOMBLZ6** 6) Fellow member of a club or voluntary organization

\_\_\_\_ ① \_\_\_\_ ②

**WHOMBLZ3** 3) Neighbor

\_\_\_\_ ① \_\_\_\_ ②

**WHOMBLZ7** 7) Campaign worker

\_\_\_\_ ① \_\_\_\_ ②

**WHOMBLZ4** 4) Friend

\_\_\_\_ ① \_\_\_\_ ②

**WHOMBLZ8** 8) Other (Specify)

\_\_\_\_ ① \_\_\_\_ ②

**PRTYMBLZ**

134.1 (If someone did ask) which party candidate did he or she support?

- \_\_\_\_ ① Saenuri Party                      \_\_\_\_ ④ Justice Party  
 \_\_\_\_ ② The Minjoo Party                      \_\_\_\_ ⑤ Others:(                      )  
 \_\_\_\_ ③ People's Party                      \_\_\_\_ ⑥ There are more than two people who have asked and they support different parties.

135. Sometimes people are members of diverse groups, gatherings, or associations. Are you a member of any groups, gatherings, or associations listed below? If you are, please tell me how actively involved you are and, if not, indicate whether you have been a member in the past. **If the gathering or association you are a member of (answers ① and ②) hold regular meetings in the area (dong, eup, myeon) you reside in, please put a check mark in the column that says "regular meetings in the area I reside in".** Also indicate whether you have a close friend in the same gathering or association.

		I am a member and actively involved.	I am a member but do not participate	I used to be a member in the past.	I was never a member.	Only if your answer was ① or ② →	Regular meetings held in the area I reside in.	My close friend is also a member.
<b>VANEIBR</b>	1) Residents association, neighborhood meeting	____ ① ____	____ ② ____	____ ③ ____	____ ④ ____		<u>  </u> O <u>  </u> X	<u>  </u> O <u>  </u> X
<b>VASOC5V</b>	2) Residents association, neighborhood meeting	____ ① ____	____ ② ____	____ ③ ____	____ ④ ____		<u>  </u> O <u>  </u> X	<u>  </u> O <u>  </u> X
<b>VARELIG</b>	3) Religious group	____ ① ____	____ ② ____	____ ③ ____	____ ④ ____		<u>  </u> O <u>  </u> X	<u>  </u> O <u>  </u> X
<b>VAFRTNTY</b>	4) Religious group	____ ① ____	____ ② ____	____ ③ ____	____ ④ ____		<u>  </u> O <u>  </u> X	<u>  </u> O <u>  </u> X
<b>VALEISR</b>	5) Leisure activity groups (hobbies & sports)	____ ① ____	____ ② ____	____ ③ ____	____ ④ ____		<u>  </u> O <u>  </u> X	<u>  </u> O <u>  </u> X
<b>VAPRFSSN</b>	6) Occupational/professional association / commerce association	____ ① ____	____ ② ____	____ ③ ____	____ ④ ____		<u>  </u> O <u>  </u> X	<u>  </u> O <u>  </u> X
<b>VAOTH</b>	7) Others (civic association, labor union, politics club, etc.)	____ ① ____	____ ② ____	____ ③ ____	____ ④ ____		<u>  </u> O <u>  </u> X	<u>  </u> O <u>  </u> X



136. How often do you do the following things?

	Often	Sometimes	Rarely	Never	CAN'T CHOOSE
<b>SOCDESI1</b> 1) I have spoken ill of someone.	____①____	____②____	____③____	____④____	____(8)____
<b>SOCDESI2</b> 2) I have used someone for my benefits.	____①____	____②____	____③____	____④____	____(8)____
<b>SOCDESI3</b> 3) I have been very jealous of someone's success.	____①____	____②____	____③____	____④____	____(8)____

**KGSSAGIN**

137. If you are selected to respond to "the Korean General Social Survey" again in the future, would you be willing to participate?

\_\_\_\_① Yes

\_\_\_\_(8) Don't know

☐

\_\_\_\_② No

**BLOODTYP**

138. What's your blood type?

\_\_\_\_① A

\_\_\_\_④ AB

☐

\_\_\_\_② B

\_\_\_\_⑤ Others:( )

\_\_\_\_③ O

\_\_\_\_(8) Don't know



## 《 The following questions are asked to the interviewers 》

※ Please answer these questions right after the interview is completed with no respondents present

139. INTERVIEWER ID \_\_\_\_\_

140. Interview date and time

\_\_\_\_Month \_\_\_\_Date \_\_\_\_Day

\_\_\_\_a.m. \_\_\_\_p.m FROM: Hour\_\_\_\_ Minute \_\_\_\_TO: Hour\_\_\_\_ Minute \_\_\_\_

141. Who filled out this questionnaire?

- \_\_\_\_ (1) Interviewer did all  
 \_\_\_\_ (2) Respondent did all } (GO TO Q.142)  
 \_\_\_\_ (3) Respondent did partially

141.1 (IF RESPONDENT DID PARTIALLY) Question numbers that were filled out by the respondent

FROM: Q\_\_\_\_TO: Q\_\_\_\_ FROM: Q\_\_\_\_ TO: Q\_\_\_\_

142. Were there any persons present during the interview? If so, who were those persons? Choose all that apply

- \_\_\_\_ (0) None  
 \_\_\_\_ (1) Children under age 6  
 \_\_\_\_ (2) Children above age 6  
 \_\_\_\_ (3) Spouse/ partner  
 \_\_\_\_ (4) Other adults(excluding interviewers)  
 \_\_\_\_ (5) Interviewer accompanied(Accompanied interviewer's ID: )

143. What was the respondent's attitude during the interview?

- \_\_\_\_ (1) Very cooperative  
 \_\_\_\_ (2) Somewhat cooperative  
 \_\_\_\_ (3) Not very cooperative  
 \_\_\_\_ (4) Not cooperative at all

144. How good was the respondent's understanding of the questions?

- \_\_\_\_ (1) Good  
 \_\_\_\_ (2) Fair  
 \_\_\_\_ (3) Poor

145. How difficult was it to contact the respondent?

- \_\_\_\_ (1) Very difficult  
 \_\_\_\_ (2) Somewhat difficult  
 \_\_\_\_ (3) Not very difficult  
 \_\_\_\_ (4) Not difficult at all

146. How difficult was it to conduct this interview with the respondent?

- \_\_\_\_ (1) Very difficult  
 \_\_\_\_ (2) Somewhat difficult  
 \_\_\_\_ (3) Not very difficult  
 \_\_\_\_ (4) Not difficult at all



## 《 Interviewer's Remarks for the Final Incomplete Survey 》

※ This survey is to collect simple information about the interviews still not completed at the final round. Each interviewer should find out all answers as much as possible for the following questions without giving the respondent too much burden. In order for the Survey Research Center to make a final decision about the completeness/incompleteness of the interview, the following information is necessary.

147. Has a contact made with a targeted household?

\_\_\_ (1) Yes (contact made)                      \_\_\_ (2) No (contact not made) (Go to Q.148)

☐

147.1 Were you able to confirm who the respondent was?

\_\_\_ (1) Yes    \_\_\_ (2) No (Go to Q.148)

☐

147.2 What was the most important reason why the survey could not be completed?

- \_\_\_ (1) Visited at an inappropriate time (e.g., illness, child, in the middle of other businesses).  
 \_\_\_ (2) Not interested in the survey.  
 \_\_\_ (3) Not familiar with the topics (e.g., experiencing a difficulty in answering about the topics).  
 \_\_\_ (4) Thinking it was a waste of time.  
 \_\_\_ (5) Thinking it was a waste of money.  
 \_\_\_ (6) Did not want to give personal information.  
 \_\_\_ (7) Did not want a survey whatsoever (due to a strong refusal).  
 \_\_\_ (8) Participated in surveys many times in the past.  
 \_\_\_ (9) Could not trust a survey.  
 \_\_\_ (10) Had bad experiences in surveys.  
 \_\_\_ (11) Did not like the topics.  
 \_\_\_ (12) Spouse, or members of family or household did not allow participation in the survey.  
 \_\_\_ (13) Did not want (or afraid) to have a stranger in the residence.  
 \_\_\_ (14) Other: \_\_\_\_\_

☐

147.3 Was the respondent a man or a woman?

\_\_\_ (1) Man    \_\_\_ (2) Woman

☐

147.4 Which of the following did the respondent's age correspond to?

- \_\_\_ (1) 20s (including 18 and 19)                      \_\_\_ (5) 60s  
 \_\_\_ (2) 30s    \_\_\_ (6) 70s  
 \_\_\_ (3) 40s    \_\_\_ (7) 80s  
 \_\_\_ (4) 50s    \_\_\_ (8) 90s or older

☐

147.5 Did the respondent have a job that earned him/her an income?

\_\_\_ (1) Yes    \_\_\_ (2) No

☐

147.6 Did the respondent have a job that earned him/her an income?

- \_\_\_ (1) Elementary school or below                      \_\_\_ (4) Junior college (2-3 year college)  
 \_\_\_ (2) Middle school    \_\_\_ (5) University (4-year college)  
 \_\_\_ (3) High school    \_\_\_ (6) Graduate school (master/doctoral degree)

☐

148. Which of the following types did the respondent's dwelling structure correspond to?

- \_\_\_ (1) Freestanding house    \_\_\_ (3) Villa                      \_\_\_ (5) Multi unit house    \_\_\_ (7) Office hotel  
 \_\_\_ (2) Apartment                      \_\_\_ (4) Townhouse                      \_\_\_ (6) One room/studio    \_\_\_ (7) Others: \_\_\_\_\_

☐

148. 1 Was there a door lock at the entrance to the respondent's household?

(A door lock refers to a locking device at a building entrance such as in an apartment that you can unlock it using an electronic key or by entering a password)

\_\_\_ (1) Yes    \_\_\_ (2) No

☐

149. What do you think is the economic status of the respondent's household?

- \_\_\_ (1) Bottom of the bottom                      \_\_\_ (3) Bottom of the middle                      \_\_\_ (5) Bottom of the top  
 \_\_\_ (2) Top of the bottom                      \_\_\_ (4) Top of the middle                      \_\_\_ (6) Top of the top

☐



## 《 Interview Attempt Results Classification Codes 》

※ After the last interview is finished, please mark corresponding codes with “O” in the Interviewer’s Recording column. (Continued on the back)

Major Groups	Major Groups	Detailed Codes	Interviewer’s Recording
Interviews		Interview completed	
No-interview	Refusal	Refusal, household member	
		Refusal, respondent	
		Break-off	
	Non-contact	Unable to enter building/reaching housing unit	
		Unable to reach household member living in the housing unit	
		Respondent away/unavailable	
	Other	Dead	
		Physically or mentally unable/incompetent	
	Language	Household-level language problem	
		Respondent language problem	
		Language competency insufficient for interview	
	Other		
Unknown eligibility, non-interview		Unknown if the targeted housing unit existed	
		Not attempted or worked although selected	
		Unable to reach/unsafe area	
		Unable to locate address	
		Unknown if eligible respondent was there	
		Household-level refusal	
		Other	
Not eligible		Not a housing unit	



Major Groups	Major Groups	Detailed Codes	Interviewer's Recording
		Not a housing unit: institution	
		Group quarters	
		Vacant housing unit	
		Regular, vacant residences	
		Seasonal/vacation/temporary residence	
		No eligible respondent in the household	
		Other	



## 《 Record of Visits to Sampled Household 》

※ When the survey is completed, please mark "O" in the Completed column.

Number of visits	Visit Date	Completed	Completed	Scheduled Revisit Date	Accompanied Interviewer's ID
1	__Month __Day __Day of Week __: __			__Month __Day __Day of Week __: __	
2	__Month __Day __Day of Week __: __			__Month __Day __Day of Week __: __	
3	__Month __Day __Day of Week __: __			__Month __Day __Day of Week __: __	
4	__Month __Day __Day of Week __: __			__Month __Day __Day of Week __: __	
5	__Month __Day __Day of Week __: __			__Month __Day __Day of Week __: __	
6	__Month __Day __Day of Week __: __			__Month __Day __Day of Week __: __	
7	__Month __Day __Day of Week __: __			__Month __Day __Day of Week __: __	
8	__Month __Day __Day of Week __: __			__Month __Day __Day of Week __: __	
9	__Month __Day __Day of Week __: __			__Month __Day __Day of Week __: __	
10	__Month __Day __Day of Week __: __			__Month __Day __Day of Week __: __	

## 《 Reason for Incomplete 》

- ① Visited, but no one was there
- ② Household member was present, but no eligible respondent
- ③ Respondent or household member requested revisit
- ④ Respondent scheduled an interview date and time
- ⑤ Respondent unavailable at the scheduled time
- ⑥ Respondent refused to interview
- ⑦ Other household member refused to interview
- ⑧ Break-off in the middle of the interview (partially completed)
- ⑨ Other: \_\_\_\_\_

## 《 A List of People Aged 18+ in the Sampled Household 》

※ Please fill out the following table at the sampled household, and mark "O" on the number of the respondent (whose date of birth is earlier than the interview date but closest to the interview date)

Household Member Number	Relation to Head of Household	Date of Birth (it does not matter whether it is a solar or a lunar birth date)	Household Member Number	Relation to Head of Household	Date of Birth (it does not matter whether it is a solar or a lunar birth date)
1		Month Day	6		Month Day
2		Month Day	7		Month Day
3		Month Day	8		Month Day
4		Month Day	9		Month Day
5		Month Day	10		Month Day



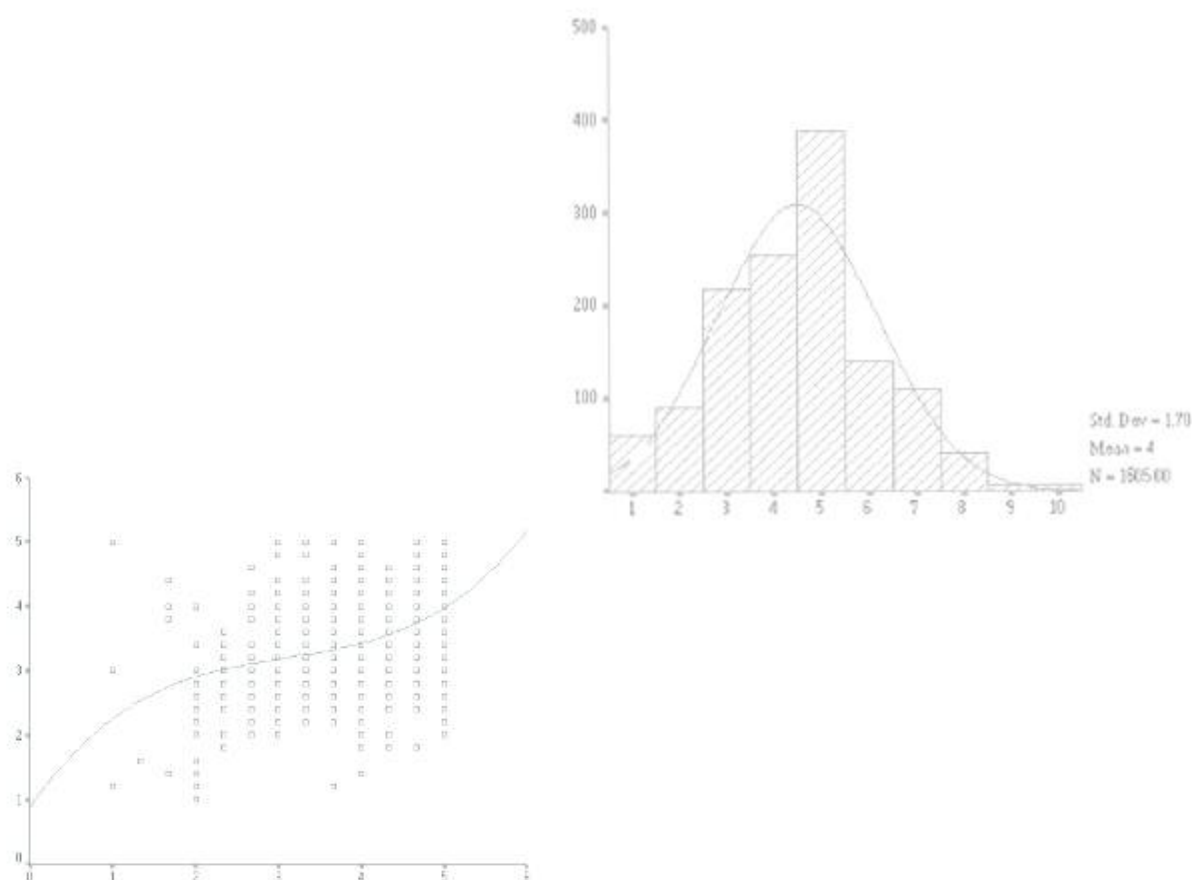
Block ID      Household ID

			-		
--	--	--	---	--	--



# 2018 Korean General Social Survey

## [ 2018 KGSS ] Type A



Survey Research Center, Sungkyunkwan University

25-2, Seonggyungwan-ro, Jongno-gu, Seoul, Republic of Korea (03063)  
 (Tel.) +82-2-760-1270 (E-mail) kgss.src@gmail.com (Web) <http://kgss.skku.edu>

This research is conducted with the financial support of Sungkyunkwan University, the Institute for Social Development and Policy Research at Seoul National University, the Korea Institute for Health and Social Affairs, and the Korea Institute of Public Administration.



## Greetings

We, the Survey Research Center (SRC) at Sungkyunkwan University, have been conducting the Korea General Social Survey (KGSS) since 2003. This year, professors and students from 45 universities throughout Korea are co-participating in this research. We are trying to build up the data to be used for the comprehensive understanding of Korean society and global studies comparing many countries. The research is composed of questions regarding major political, economic, and social issues of Korea, the International Social Survey (ISSP) questions conducted by 45 countries around the world, and questions from the East Asian Social Survey (EASS).

The respondents were methodically selected so that the sample can accurately represent the Korean population. Our student interviewers visited you because you were selected as a respondent. Please find time in your busy schedule and participate in this study. Your responses will be strictly confidential.

Thank you.

July 2018  
Survey Research Center, Sungkyunkwan University  
Jibum Kim

연구 책임자: 김지범\*(성균관대 사회학과)

공동 연구자: 강정환\*(연세대학교 사회학과), 김석호\*(서울대학교 사회학과), 김창환\*(켄사스대학교 사회학과), 박원호\*(서울대학교 정치학과), 이윤석\*(서울시립대학교 도시사회학과), 최성수\*(성균관대학교 사회학과), 최슬기(KDI 국제정책대학원)

전국 45개 대학 참여교수 및 자문위원:

서울: 이재열 자문위원장(서울대학교 사회학과), 계봉오\*, 신동준(국민대학교 사회학과), 김두환\*(덕성여자대학교 사회학과), 김선웅\*(동국대학교 통계학과), 김영원\*(숙명여자대학교 통계학과), 김중백\*, 송재룡(경희대학교 사회학과), 유은혜\*(숭실대학교 사회학과), 이민아\*(중앙대학교 사회학과), 이재목\*(한국외국어대학교 정치외교학과), 임동균\*, 김주연(서울시립대학교 사회학과), 김옥태(한국방송통신대학교), 박찬웅, 한준(연세대학교 사회학과), 이명진, 심재만(고려대학교 사회학과), 이용모(건국대학교 행정학과), 최선헌, 김현수(이화여자대학교 사회학과), 하상웅(서강대학교 정치학과)

경기도: 송인덕\*(중부대학교 신문방송학과), 신준옥\*(성결대학교 사회복지학과), 신희주\*(가톨릭대학교 사회학과), 여정희\*(인하대학교 소비자학과), 윤상길\*(신한대학교 언론학과), 이건\*(경기대학교 행정학과), 한지은\*(평택대학교 사회복지학과), 김정인(수원대학교 행정학과), 박정선(경찰대학교 행정학과), 변중석(한신대학교 응용통계학과), 유우현(인천대학교 신문방송학과), 차승은(수원대학교 아동청소년학과), 호정화(아주대학교 사회학과)

강원도: 엄한진\*, 이기홍(한림대학교 사회학과), 이태정\*(연세대학교 경제학과), 정성호\*(강원대학교 사회학과)

충청북도: 염지혜\*(중원대학교 사회복지학과), 이해진\*(충북대학교 사회학과), 이정환(청주대학교 사회학과)

충청남도: 이주열\*(남서울대학교 보건행정학과), 최준혁\*(순천향대학교 미디어컨텐츠학과), 황명진\*(고려대학교 사회학과), 황선재\*(충남대학교 사회학과), 이원재(카이스트 문화기술대학원), 이혜경(배재대학교 공공정책학과)

경상북도: 류성진\*(대구대학교 미디어커뮤니케이션학과), 박종규\*(경북대학교 심리학과), 신형진\*, 조주은(경북대학교 사회학과), 윤우석\*(계명대학교 경찰행정학과), 김한곤(영남대학교 사회학과)

경상남도: 김희재\*(부산대학교 사회학과), 박철현\*(동의대학교 경찰행정학과), 송유진\*, 윤상우(동아대학교 사회학과), 예동근\*(부경대학교 국제학부), 이진혁\*(창원대학교 신문방송학과), 이성균\*(울산대학교 사회복지학과),

최대룡\*(경상대학교 사회학과), 김동완(경남대학교 사회학과)

전라북도: 설동훈\*, 김재우(전북대학교 사회학과), 한내창\*(원광대학교 원불교학과)

전라남도: 김영태\*(목포대학교 정치언론홍보학과), 신지원\*(전남대학교 사회학과), 조선일\*(순천대학교 행정학과),

지병근\*(조선대학교 정치외교학과)

제주도: 김동주\*(제주대학교 탐라연구원), 최현(제주대학교 사회학과)

\*는 2018년 조사에 참여하는 공동연구자 및 자문위원



※ To begin with, I would like to ask you a few questions about this society.

**HELPFUL**

1. Would you say that most of the time people try to be helpful, or they are mostly just looking out for themselves?

- \_\_\_ ① Try to be helpful                      \_\_\_ (3) Depends  
\_\_\_ ② Just look out for themselves                      \_\_\_ (8) Don't know

**FAIR**

2. Do you think most people would try to take advantage of you if they got a chance, or would they try to be fair?

- \_\_\_ ① Would take advantage of you                      \_\_\_ (3) Depends  
\_\_\_ ② Would try to be fair                      \_\_\_ (8) Don't know

**CANTRUST**

3. Generally speaking, would you say that people can be trusted, or that you can't be too careful in dealing with people?

- \_\_\_ ① People can almost always be trusted.                      \_\_\_ ③ You usually can't be too careful in dealing with people.  
\_\_\_ ② People can usually be trusted.                      \_\_\_ ④ You almost always can't be too careful in dealing with people.

4. I am going to name some institutions in this country. As far as the people running these institutions are concerned, would you say you have a great deal of confidence, only some confidence, or hardly any confidence at all in them?

Probing
---------

		A great deal confidence	Only some confidence	Hardly any confidence at all	Don't know
<b>CONBUS</b>	1) Major companies	___ ① ___	___ ② ___	___ ③ ___	___ (8) ___
<b>CONCLERG</b>	2) Organized religion	___ ① ___	___ ② ___	___ ③ ___	___ (8) ___
<b>CONEDUC</b>	3) Education	___ ① ___	___ ② ___	___ ③ ___	___ (8) ___
<b>CONLABOR</b>	4) Organized labor	___ ① ___	___ ② ___	___ ③ ___	___ (8) ___
<b>CONPRESS</b>	5) Newspaper	___ ① ___	___ ② ___	___ ③ ___	___ (8) ___
<b>CONTV</b>	6) TV	___ ① ___	___ ② ___	___ ③ ___	___ (8) ___
<b>CONMEDIC</b>	7) Medicine	___ ① ___	___ ② ___	___ ③ ___	___ (8) ___
<b>CONGOVT</b>	8) Executive branch of the national government	___ ① ___	___ ② ___	___ ③ ___	___ (8) ___
<b>CONLGOVT</b>	9) Local government	___ ① ___	___ ② ___	___ ③ ___	___ (8) ___
<b>CONLEGIS</b>	10) Congress	___ ① ___	___ ② ___	___ ③ ___	___ (8) ___
<b>CONJUDGE</b>	11) The Supreme Court	___ ① ___	___ ② ___	___ ③ ___	___ (8) ___
<b>CONSCI</b>	12) Scientific community	___ ① ___	___ ② ___	___ ③ ___	___ (8) ___
<b>CONARMY</b>	13) Military	___ ① ___	___ ② ___	___ ③ ___	___ (8) ___
<b>CONFINAN</b>	14) Banks and financial institutions	___ ① ___	___ ② ___	___ ③ ___	___ (8) ___
<b>CONBLUHO</b>	15) The Blue House	___ ① ___	___ ② ___	___ ③ ___	___ (8) ___
<b>CONCSO</b>	16) Civic Activist Organizations	___ ① ___	___ ② ___	___ ③ ___	___ (8) ___
<b>CONRCH</b>	17) Public opinion research centers	___ ① ___	___ ② ___	___ ③ ___	___ (8) ___

**RELIABLE**

5. Generally, how trustful do you perceive this society to be? A score of 0 indicates a society that is hardly trustful, while a score of 10 indicates a society that is very trustful.

Hardly trustful
--------------------

Very trustful
---------------

Don't know
---------------

\_\_\_0 \_\_\_1 \_\_\_2 \_\_\_3 \_\_\_4 \_\_\_5 \_\_\_6 \_\_\_7 \_\_\_8 \_\_\_9 \_\_\_10 \_\_\_(88)



**KRPROUD**

6. How proud are you of being South Korean?

- \_\_\_ ① Very proud                      \_\_\_ ③ Not very proud                      \_\_\_ (8) Don't know
- \_\_\_ ② Somewhat proud                      \_\_\_ ④ Not proud at all

☐

7. How proud are you of South Korea in each of the following?

		Very proud	Somewhat proud	Not very proud	Not proud at all	Don't know
<b>PROUDEM16A</b>	1) The way democracy works	___ ① ___	___ ② ___	___ ③ ___	___ ④ ___	___ (8) ___
<b>PROUDPOL16A</b>	2) Its political influence in the world	___ ① ___	___ ② ___	___ ③ ___	___ ④ ___	___ (8) ___
<b>PROUDECO16A</b>	3) Economic achievements	___ ① ___	___ ② ___	___ ③ ___	___ ④ ___	___ (8) ___
<b>PROUDSSS16A</b>	4) Its social security system	___ ① ___	___ ② ___	___ ③ ___	___ ④ ___	___ (8) ___
<b>PROUDSCI16A</b>	5) Its scientific and technological achievements	___ ① ___	___ ② ___	___ ③ ___	___ ④ ___	___ (8) ___
<b>PROUDSPT16A</b>	6) Its achievements in sports	___ ① ___	___ ② ___	___ ③ ___	___ ④ ___	___ (8) ___
<b>PROUDART16A</b>	7) Its achievements in the arts and literature	___ ① ___	___ ② ___	___ ③ ___	___ ④ ___	___ (8) ___
<b>PROUDMIL16A</b>	8) Armed forces	___ ① ___	___ ② ___	___ ③ ___	___ ④ ___	___ (8) ___
<b>PROUDHIS16A</b>	9) Its history	___ ① ___	___ ② ___	___ ③ ___	___ ④ ___	___ (8) ___
<b>PROUDGRP16A</b>	10) Its fair and equal treatment of all groups in society	___ ① ___	___ ② ___	___ ③ ___	___ ④ ___	___ (8) ___

**REBORNKR**

8. Suppose you could be reborn in any country of your choice. Would you like to start your next life in South Korea or in some other country?

- \_\_\_ ① I prefer Korea                      \_\_\_ (3) Other (**Specify:** \_\_\_\_\_)
- \_\_\_ ② I prefer some other country                      \_\_\_ (8) Don't know

☐**SUPERKR**

9. Do you think that Korean think that they are superior compared to Westerners, or are they inferior?

- \_\_\_ ① Excellent                      \_\_\_ ③ Same                      \_\_\_ (5) Other (**Specify:** \_\_\_\_\_)
- \_\_\_ ② Inferior                      \_\_\_ ④ It cannot be said that it is one thing                      \_\_\_ (8) Don't know

☐**SEDISTAN**

10. Which country do you feel closest to among the following countries?

- \_\_\_ ① USA                      \_\_\_ ③ North Korea                      \_\_\_ ⑤ Russia
- \_\_\_ ② Japan                      \_\_\_ ④ China                      \_\_\_ (8) Don't know

☐**NORTHWHO**

11. What do you think North Korea is to us? Please choose one answer only among the following.

- \_\_\_ ① A country to support                      \_\_\_ ③ A country to guard against                      \_\_\_ (8) Don't know
- \_\_\_ ② A country to cooperate with                      \_\_\_ ④ A country to fight against

☐**UNIFI**

12. To what extent do you think the unification between South and North Korea is necessary?

- \_\_\_ ① Very necessary                      \_\_\_ ③ Somewhat unnecessary                      \_\_\_ (8) Don't know
- \_\_\_ ② Somewhat necessary                      \_\_\_ ④ Very unnecessary

☐**WARPOS**

13. How likely do you think there will be a war on the Korean peninsula in the future?

- \_\_\_ ① Very likely                      \_\_\_ ③ Not very likely                      \_\_\_ (8) Don't know
- \_\_\_ ② Somewhat likely                      \_\_\_ ④ Not likely at all

☐



**CURGOV**

14. On the whole, how good do you think the current government is in administering state affairs?

- |                             |                     |
|-----------------------------|---------------------|
| ___ ① Very good             | ___ ④ Somewhat poor |
| ___ ② Somewhat good         | ___ ⑤ Very poor     |
| ___ ③ Neither good nor poor | ___ (8) Don't know  |

☐

**PRTYID18**

15. Currently which political party do you support most?

Probing

- |                                     |   |
|-------------------------------------|---|
| ___ ① The Minjoo Party              | ___ ⑤ Justice Party                           |
| ___ ② Liberty Korea Party           | ___ (66) Other ( <b>Specify:</b> _____)       |
| ___ ③ Bareunmirae Party             | ___ (77) None of these ( <b>GO TO Q15.1</b> ) |
| ___ ④ Party for Democracy and Peace | ___ (88) Don't know                           |

☐

**PRTYPR18**

(IF NONE OF THESE)

15.1 If you do not actively support any party, is there a party you usually feel favorable toward?

Probing

- |                                     |   |
|-------------------------------------|---|
| ___ ① The Minjoo Party              | ___ ⑤ Justice Party                     |
| ___ ② Liberty Korea Party           | ___ (66) Other ( <b>Specify:</b> _____) |
| ___ ③ Bareunmirae Party             | ___ (77) None of these                  |
| ___ ④ Party for Democracy and Peace | ___ (88) Don't know                     |

☐

**VOTE18**

16. Did you vote in the 7th Nationwide local elections (June 13, 2018)?

Probing

- |             |                      |
|-------------|----------------------|
| ___ ① Voted | ___ ② Did not vote   |
|             | ___ (8) Don't know   |
|             | ___ (9) Not eligible |



(GO TO Q17)

☐

**VOTE181**

16.1 (IF YOU VOTED) Which party's heads of local governments candidate did you vote in the Jun(2018)'s the 7th Nationwide local elections?

Probing

- |                                     |  |
|-------------------------------------|--|
| ___ ① The Minjoo Party              | ___ ⑤ Justice Party                      |
| ___ ② Liberty Korea Party           | ___ (66) Other ( <b>Specify :</b> _____) |
| ___ ③ Bareunmirae Party             | ___ (77) None of these                   |
| ___ ④ Party for Democracy and Peace | ___ (88) Don't know                      |

☐

**PARTYLR**

17. To what degree do you think yourself politically liberal or conservative?

Probing

- |  |                             |
|--|-----------------------------|
| ___ ① Very liberal                     | ___ ④ Somewhat conservative |
| ___ ② Somewhat liberal                 | ___ ⑤ Very conservative     |
| ___ ③ Neither liberal nor conservative | ___ (8) Don't know          |

☐

**SATPOL**

18. How satisfied are you with the current state of politics in South Korea?

- |  |                             |
|--|-----------------------------|
| ___ ① Very satisfied                     | ___ ④ Somewhat dissatisfied |
| ___ ② Somewhat satisfied                 | ___ ⑤ Very dissatisfied     |
| ___ ③ Neither satisfied nor dissatisfied | ___ (8) Don't know          |

☐

**SATFIN**

19. How satisfied are you with the economic condition of your family?

- |  |                             |
|--|-----------------------------|
| ___ ① Very satisfied                     | ___ ④ Somewhat dissatisfied |
| ___ ② Somewhat satisfied                 | ___ ⑤ Very dissatisfied     |
| ___ ③ Neither satisfied nor dissatisfied | ___ (8) Don't know          |

☐



**RANK**

20. In our society there are groups which tend to be towards the top and groups which tend to be towards the bottom. Below is a scale that runs from top (10) to bottom (1). Where would you put yourself now on this scale?

Bottom	Top	Don't know
--------	-----	------------

\_\_\_\_ ① \_\_\_\_ ② \_\_\_\_ ③ \_\_\_\_ ④ \_\_\_\_ ⑤ \_\_\_\_ ⑥ \_\_\_\_ ⑦ \_\_\_\_ ⑧ \_\_\_\_ ⑨ \_\_\_\_ ⑩ \_\_\_\_ (88) \_\_\_\_

21. Which of the followings is the most important in order for business firms to win people's favor? Which comes next?

① Increasing exports	③ Paying tax honestly	⑤ Producing quality goods	⑦ Protecting environment
② Increasing employment	④ Ensuring transparency in management	⑥ Contributing to social welfare	⑧ Building a good image of the CEO

**FAVOR1** 1) First: \_\_\_\_\_ (88) Don't know □ □

**FAVOR2** 2) Second: \_\_\_\_\_ (88) Don't know □ □

**RUNELECTA**

22. According to the Public Official Election Act of the Republic of Korea, anyone can run for election, except those who were found financially incompetent, who received a sentence of imprisonment, imprisonment without prison labor, or who received a more serious sentence; who have not completed their sentences, and who have been suspended to run for elected office by the court,. Therefore, the people shown in <Example> can run for election. If the Public Official Elections Act is amended, do you want to prevent any of the following candidates from running? You do not need to tell us specifically about each person; just let us know the number of people you want to limit candidacy.

Probing

Homosexuals, Chaebol chairpersons, Religious clergymen (Protestant reverends, Buddhist monks, or Catholic priests), Trade union leaders, Naturalized immigrants
---

____ ① 0	____ ⑤ 4	□
____ ② 1	____ ⑥ 5	
____ ③ 2	____ (8) Don't know	
____ ④ 3		

**HEALTHY**

23. In general, would you say your health is ... ?

____ ① Excellent	____ ③ Good	____ ⑤ Poor	□
____ ② Very good	____ ④ Fair	____ (8) Don't know	

**ATTEND**

24. How often do you attend religious services?

____ (01) A few times a week	____ (06) Once a year	□ □
____ (02) Once a week	____ (07) Less than once a year	
____ (03) Two or three times a month	____ (08) NEVER	
____ (04) Once a month	____ (88) Don't know	
____ (05) Several times a year		

**RELIG**

25. What is your religion?

Probing

____ ① Buddhism	____ ④ No religion ( <b>GO TO Q.26</b> )	□ □
____ ② Protestant	____ (77) Other ( <b>Specify :</b> _____)	
____ ③ Catholic		



**RELITEN**

25.1 (IF YOU HAVE A RELIGION) Do you call yourself a strong, or not a very strong follower of your religion?

\_\_\_ ① Strong

\_\_\_ ③ Not very strong

\_\_\_ ② Somewhat strong

\_\_\_ (8) Don't know

☐**RELTEACH**

25.2 (IF YOU HAVE A RELIGION) What would you do if there is a conflict between what you think is right and the teachings of the religion in daily life?

What I think  
is rightThe teachings  
of religion

Can't choose

☐

\_\_\_ ① \_\_\_ ② \_\_\_ ③ \_\_\_ ④ \_\_\_ ⑤ \_\_\_ ⑥ \_\_\_ ⑦ \_\_\_ (8) \_\_\_

**RETURNFM**

26. If you have an opportunity, would you like to move to the countryside and become a farmer?

Probing

\_\_\_ ① Yes, I would

\_\_\_ (3) Other (Specify: \_\_\_\_\_)

\_\_\_ ② No, I wouldn't

\_\_\_ (8) Don't Know

☐**URBRURAL**

27. Which of the categories below comes closest to the type of place you are living in now?

Probing

\_\_\_ ① A big city

\_\_\_ ④ A country village

\_\_\_ ② The suburbs or outskirts of a big city

\_\_\_ ⑤ A farm or home in the country

\_\_\_ ③ A small city or a town

\_\_\_ (8) Don't know

☐**※ Next, I'm going to ask you about the policy****MINIWAGE**

28. This year, the government raised the minimum wage by 16.3% to KRW7,530 per hour. Which of the following is the closest to your opinion?

\_\_\_ ① It is too high

\_\_\_ ③ It is appropriate

\_\_\_ ⑤ It should be raised much more

\_\_\_ ② It is somewhat high

\_\_\_ ④ It should be raised a little more

\_\_\_ (8) Don't know

☐**MINILIFE**

29. A Universal Basic Income is a policy that provides all citizens, regardless of their background and employment status, a regular, livable sum of money. It is currently experimented in a few countries and regions. Do you agree with implementing the policy in our country?

Probing

\_\_\_ ① Strongly disagree

\_\_\_ ③ Neither

\_\_\_ ⑤ Strongly agree

\_\_\_ ② Disagree

\_\_\_ ④ Agree

\_\_\_ (8) Don't know

☐

30. How much do you agree or disagree with each of these statements?

Probing

Strongly  
disagreeSomewhat  
disagreeNeither  
agree nor  
disagreeSomewhat  
agreeStrongly  
agreeDon't  
know**CHSTDJOB**

1) The current government policy promotes shifting the employment status of irregular workers in certain public sectors to regular ones

\_\_\_ ① \_\_\_ ② \_\_\_ ③ \_\_\_ ④ \_\_\_ ⑤ \_\_\_ (8) \_\_\_

**INCMIDTX**

2) In order to expand social welfare, middle class and ordinary people, not only the rich, should also pay more taxes

\_\_\_ ① \_\_\_ ② \_\_\_ ③ \_\_\_ ④ \_\_\_ ⑤ \_\_\_ (8) \_\_\_

**INCPUJOB**

3) In order to create more jobs, the government should increase the number of public sector jobs

\_\_\_ ① \_\_\_ ② \_\_\_ ③ \_\_\_ ④ \_\_\_ ⑤ \_\_\_ (8) \_\_\_



**CHDOROLD**

31. There are two views on setting priorities among policies for children and the elderly for Korea's future. Which view is closer to yours?

- \_\_\_ ① Policies for children should take priority over policies for the elderly
- \_\_\_ ② Policies for the elderly should take priority over policies for children
- \_\_\_ (3) Other (Specify: \_\_\_\_\_)
- \_\_\_ (8) Don't Know

**MVCONTRY**

32. Now that the migration policy from urban to rural areas is being promoted, in a word do you agree or disagree with the migration policy to rural areas?

- \_\_\_ ① Agree                      \_\_\_ ③ Slightly disagree                      \_\_\_ (8) Don't know
- \_\_\_ ② Slightly agree                      \_\_\_ ④ Disagree

**NUKPLTIOA**

33. What direction do you think our country's nuclear power development policy should go?

Probing

- \_\_\_ ① Expand nuclear power                      \_\_\_ ③ Reduce nuclear power
- \_\_\_ ② Stay at the current level of nuclear power                      \_\_\_ (8) Don't know

**\* Next, I would like to ask a few questions concerning the role of government. Government here indicates the central government.**

34. Here are some things the government might do for the economy. Please show which actions you are in favor of and which you are against.

Probing

Strongly in favor of	In favor of	Neither in favor of nor against	Against	Strongly against	Can't choose
-------------------------	----------------	---------------------------------------	---------	---------------------	-----------------

- |                |   |           |           |           |           |           |             |
|----------------|---|-----------|-----------|-----------|-----------|-----------|-------------|
| <b>GOVSUP1</b> | 1) Cuts in government spending.                                 | ___ ① ___ | ___ ② ___ | ___ ③ ___ | ___ ④ ___ | ___ ⑤ ___ | ___ (8) ___ |
| <b>GOVSUP2</b> | 2) Government financing of projects to create new jobs.         | ___ ① ___ | ___ ② ___ | ___ ③ ___ | ___ ④ ___ | ___ ⑤ ___ | ___ (8) ___ |
| <b>GOVSUP3</b> | 3) Less government regulation of business.                      | ___ ① ___ | ___ ② ___ | ___ ③ ___ | ___ ④ ___ | ___ ⑤ ___ | ___ (8) ___ |
| <b>GOVSUP4</b> | 4) Support for industry to develop new products and technology. | ___ ① ___ | ___ ② ___ | ___ ③ ___ | ___ ④ ___ | ___ ⑤ ___ | ___ (8) ___ |
| <b>GOVSUP5</b> | 5) Support for declining industries to protect jobs.            | ___ ① ___ | ___ ② ___ | ___ ③ ___ | ___ ④ ___ | ___ ⑤ ___ | ___ (8) ___ |
| <b>GOVSUP6</b> | 6) Reducing the working week to create more jobs.               | ___ ① ___ | ___ ② ___ | ___ ③ ___ | ___ ④ ___ | ___ ⑤ ___ | ___ (8) ___ |

35. Listed below are various areas of government spending. Please show whether you would like to see more or less government spending in each area. Remember that if you say "much more", it might require a tax increase to pay for it.

- |                |                                   | Spend<br>much<br>more | Spend<br>more | Spend the<br>same as<br>now | Spend<br>less | Spend<br>much less | Can't<br>choose |
|----------------|-----------------------------------|-----------------------|---------------|-----------------------------|---------------|--------------------|-----------------|
| <b>GOVSPD1</b> | 1) The environment                | ___ ① ___             | ___ ② ___     | ___ ③ ___                   | ___ ④ ___     | ___ ⑤ ___          | ___ (8) ___     |
| <b>GOVSPD2</b> | 2) Health                         | ___ ① ___             | ___ ② ___     | ___ ③ ___                   | ___ ④ ___     | ___ ⑤ ___          | ___ (8) ___     |
| <b>GOVSPD3</b> | 3) The police and law enforcement | ___ ① ___             | ___ ② ___     | ___ ③ ___                   | ___ ④ ___     | ___ ⑤ ___          | ___ (8) ___     |
| <b>GOVSPD4</b> | 4) Education                      | ___ ① ___             | ___ ② ___     | ___ ③ ___                   | ___ ④ ___     | ___ ⑤ ___          | ___ (8) ___     |
| <b>GOVSPD5</b> | 5) The military and defence       | ___ ① ___             | ___ ② ___     | ___ ③ ___                   | ___ ④ ___     | ___ ⑤ ___          | ___ (8) ___     |
| <b>GOVSPD6</b> | 6) Old age pensions               | ___ ① ___             | ___ ② ___     | ___ ③ ___                   | ___ ④ ___     | ___ ⑤ ___          | ___ (8) ___     |
| <b>GOVSPD7</b> | 7) Unemployment benefit           | ___ ① ___             | ___ ② ___     | ___ ③ ___                   | ___ ④ ___     | ___ ⑤ ___          | ___ (8) ___     |
| <b>GOVSPD8</b> | 8) Culture and the arts           | ___ ① ___             | ___ ② ___     | ___ ③ ___                   | ___ ④ ___     | ___ ⑤ ___          | ___ (8) ___     |



36. People have different opinions on who should provide services in Korea. Who do you think should primarily provide...

	Government	Private companies/ for-profit organizations	Non-profit organization s/charities/cooperatives	Religious organizations	Family, relatives or friends	Can't choose
<b>CAREMED</b> 1) Health care for the sick.	___ ① ___	___ ② ___	___ ③ ___	___ ④ ___	___ ⑤ ___	___ (8) ___
<b>CAREAGED</b> 2) Care for older people.	___ ① ___	___ ② ___	___ ③ ___	___ ④ ___	___ ⑤ ___	___ (8) ___
<b>CARECHLD</b> 3) School education for children.	___ ① ___	___ ② ___	___ ③ ___	___ ④ ___	___ ⑤ ___	___ (8) ___

37. How successful do you think the government in Korea is nowadays in each of the following areas?

	Very successful	Quite successful	Neither successful nor unsuccessful	Quite unsuccessful	Very unsuccessful	Can't choose
<b>GOVPER1</b> 1) Providing health care for the sick	___ ① ___	___ ② ___	___ ③ ___	___ ④ ___	___ ⑤ ___	___ (8) ___
<b>GOVPER2</b> 2) Providing a decent standard of living for the old	___ ① ___	___ ② ___	___ ③ ___	___ ④ ___	___ ⑤ ___	___ (8) ___
<b>GOVPER3</b> 3) Dealing with threats to Korea security	___ ① ___	___ ② ___	___ ③ ___	___ ④ ___	___ ⑤ ___	___ (8) ___
<b>GOVPER4</b> 4) Controlling crime	___ ① ___	___ ② ___	___ ③ ___	___ ④ ___	___ ⑤ ___	___ (8) ___
<b>GOVPER5</b> 5) Fighting unemployment	___ ① ___	___ ② ___	___ ③ ___	___ ④ ___	___ ⑤ ___	___ (8) ___
<b>GOVPER6</b> 6) Protecting the environment	___ ① ___	___ ② ___	___ ③ ___	___ ④ ___	___ ⑤ ___	___ (8) ___

※ Next questions target human nature, morality and individuality.

38. What do you think of human nature, individual's moral character and personality? Choose a number from 1 to 7.

1) **HUMNAT**

Human nature is basically bad.	Human nature is basically good.
___ ① ___	___ ② ___
___ ③ ___	___ ④ ___
___ ⑤ ___	___ ⑥ ___
___ ⑦ ___	

2) **MORALBRN**

Individual morality is decided by the given environment.	Individual morality is decided upon birth.
___ ① ___	___ ② ___
___ ③ ___	___ ④ ___
___ ⑤ ___	___ ⑥ ___
___ ⑦ ___	

※ Now we will ask you some questions about opinion polls and their role in our society.

**POLLATT1**

39. How much trust do you place in the results of polls

___ ① A great deal	___ ③ Not so much	___ (8) Don't know
___ ② Somewhat	___ ④ Not at all	

**POLLATT2**

40. Some parties use polling to decide on candidates in their primaries. What do you think about this practice?

___ ① It is a very desirable method.	___ ③ It is not a good method.	___ (8) Don't know
___ ② It is not an ideal method, yet we have no better way to do it.	___ ④ It should not be done, ever.	



**POLLATT3**

41. Which of the following statements is closer to your opinion?

- \_\_\_ ① Polling is a reliable, scientific way to measure the political views of voters
- \_\_\_ ② Polling is easy manipulated and presents a biased measure of the political views of voters
- \_\_\_ (8) Don't know

☐**POLLATT4**

42. During election cycles, many media outlets run the results of polls. When you are voting, how much do you rely on such information?

- \_\_\_ ① A great deal                      \_\_\_ ③ Not so much                      \_\_\_ (8) Don't know
- \_\_\_ ② Somewhat                      \_\_\_ ④ Not at all

☐**POLLATT5**

43. How much do you feel that having elections makes politicians pay attention to what the people think?

- \_\_\_ ① A great deal                      \_\_\_ ③ Not so much                      \_\_\_ (8) Don't know
- \_\_\_ ② Somewhat                      \_\_\_ ④ Not at all

☐**POLLATT6**

44. How much do you feel that having polls makes politicians pay attention to what the people think?

- \_\_\_ ① A great deal                      \_\_\_ ③ Not so much                      \_\_\_ (8) Don't know
- \_\_\_ ② Somewhat                      \_\_\_ ④ Not at all

☐

※ This time, I am going to ask you a few questions about attitudes toward, and experience related to, suicide.

45. Do you agree or disagree with each of the statements about suicide?

Probing

If someone is . . . then that person has the right to commit suicide.

Yes

No

Don't know

**SUICIDE131** 1) suffering incurable disease

①

②

(8)

**SUICIDE132** 2) bankrupt

①

②

(8)

**SUICIDE133** 3) dishonoring the family

①

②

(8)

**SUICIDE134** 4) tired of living and wants to die

①

②

(8)

46. Did you ever think about or have experienced each of the followings in the past?

In the past year did you . . .

Yes

No

**THNKSUIYR** 1) think about suicide?

①

②

**PLANSUIYR** 2) have a suicide plan?

①

②

**ATTMTSUIYR** 3) attempt suicide?

①

②



※ Next, I'm going to ask about your family.

FBIRTHPL / MBIRTHPL

47. In which country were your parents born?

• Father: \_\_\_\_\_

• Mother: \_\_\_\_\_

--	--	--	--	--	--

KIDNUMIO

48. How many children (sons and daughters) have you had? Please include those who are living together with you or not and also include those who were born by natural birth or who were adopted (Don't include, however, those who are deceased).

• Total: \_\_\_\_\_

\_\_\_\_\_ (00) None

--	--

HOMPOP

49. How many family members, including yourself, live at your residence? Do not include those who are temporarily living elsewhere due to schooling, employment, military service, etc.

Probing

• NUMBER OF FAMILY MEMBERS LIVING WITH RESPONDENT: \_\_\_\_\_

--	--

SEPAPOP

50. Are there any family members who are living somewhere else due to schooling, employment, military service, etc.? (If there are) How many such persons are there?

Probing

• NUMBER OF FAMILY MEMBERS LIVING AWAY FROM RESPONDENT: \_\_\_\_\_ (00) None

--	--

UNRELAT

51. How many persons live in your house who are not your family members (e.g., friends, partner, etc.)?

Probing

• NUMBER OF NON-FAMILY MEMBERS LIVING WITH RESPONDENT: \_\_\_\_\_ (00) None

--	--



52. I would like to ask about your relationship with your family members. Family members include those living in your house, living somewhere else, and those who are not blood-related to you but live in your house. Please answer the following questions accordingly.

Probing

(WRITE DOWN THE PERSON'S RELATIONSHIP TO THE RESPONDENT FIRST, AND THEN ASK THE PERSON'S SEX, AGE, MARITAL STATUS, CO-RESIDENCE STATUS, THE REASON FOR LIVING ELSEWHERE, EMPLOYMENT STATUS, AND THE REASON FOR NOT WORKING. MAKE SURE TO ASK ABOUT EACH AND EVERYONE COUNTED IN QUESTIONS 49, 50 AND 51 ABOVE.)

- 1) Relation to respondent
- 2) Is [PERSON] male or female?
- 3) How old is [PERSON]?
- 4) Is [PERSON] now married, widowed, divorced, separated, cohabiting, or never married?
- 5) Is [PERSON] living in your house, or is [PERSON] staying somewhere else?
- 6) (IF [PERSON] IS TEMPORARILY STAYING ELSEWHERE) What is the primary reason for not living together?
- 7) Is [PERSON] currently working for pay?
- 8) (IF NOT WORKING) What is the primary reason for not working?

SERIAL NO	1) Relation to respondent		2) Sex		3) Age	4) Marital status		5) Co-Residence Status			7) Employment status				
	Relation	Code	① M	② F		Status	Code	① Living together	② Not living together	6) Reason for not living together		① Employed	② Not employed	8) Reason for not working	
										Reason	Code			Reason	Code
1	RELATE		SEX		AGE		MARITAL		AWAY		WHYAWY		EMPLY		WHYNOE
2	RELATE2		GENDER2		OLD2		MAR2		AWAY2		WHYAWY2		EMPLY2		WHYNOE2
3	RELATE3		GENDER3		OLD3		MAR3		AWAY3		WHYAWY3		EMPLY3		WHYNOE3
4	RELATE4		GENDER4		OLD4		MAR4		AWAY4		WHYAWY4		EMPLY4		WHYNOE4
5	RELATE5		GENDER5		OLD5		MAR5		AWAY5		WHYAWY5		EMPLY5		WHYNOE5
6	RELATE6		GENDER6		OLD6		MAR6		AWAY6		WHYAWY6		EMPLY6		WHYNOE6
7	RELATE7		GENDER7		OLD7		MAR7		AWAY7		WHYAWY7		EMPLY7		WHYNOE7
8	RELATE8		GENDER8		OLD8		MAR8		AWAY8		WHYAWY8		EMPLY8		WHYNOE8
9	RELATE9		GENDER9		OLD9		MAR9		AWAY9		WHYAWY9		EMPLY9		WHYNOE9
10	RELATE10		GENDER10		OLD10		MAR10		AWAY10		WHYAWY10		EMPLY10		WHYNOE10

## 《 CODE LISTS 》

1) Relation to respondent			4) Marital status	6) Reasons for living elsewhere	8) Reasons for not working	
(01) Respondent	(11) Grand child	(21) Parent's sibling	① Married	(01) Schooling	(01) Below school age	(11) Searching for job
(02) Spouse	(12) Grand child's spouse	(22) Friend	② Widowed	(02) Employment	(02) In school	(12) Studying
(03) 1st child	(13) Parent	(23) Boarder	③ Divorced	(03) Military service	(03) Staying at home	(13) In the army
(04) 2nd child	(14) Spouse's parent	(24) Housemaid	④ Separated	(04) Respondent's schooling	(04) Old age	(14) Business Failure
(05) 3rd child	(15) Sibling	(25) Partner	⑤ Never married	(05) Respondent's employment	(05) Illness	(15) Do not want to get a job
(06) 4th child	(16) Spouse's sibling	(26) Care provider	⑥ Cohabiting	(77) OTHER (SPECIFY:_____)	(06) Disabled	(17) Religious Belief
(07) 5th child	(17) Grand parent	(77) OTHER (SPECIFY:_____)			(07) Temporarily not working	(18) To Take care of family
(08) 6th child	(18) Nephew/Niece				(08) Unemployed	(19) Can't get a job
(09) 7th child	(19) Cousin				(09) Retired	(77) OTHER (SPECIFY:_____)
(10) Child's spouse	(20) Sibling's spouse				(10) Retired under the age limit	

HHWHO / HDHEAD / HHSEX / HHAGE / HHMARI / HHAWAY / HHWHYAWY / HHEMPLY / HHWHYNOE

53. Who is the household head?

Probing

SERIAL NUMBER: \_\_\_\_\_

--	--



※ Now, I would like to ask you about how much education you and your family members have received.

**EDUC**

54. What is the highest level of school you have attended?

Probing	<input type="checkbox"/> (00) NO FORMAL SCHOOL <input type="checkbox"/> (08) OTHERS (EX. SEODANG)	<input type="checkbox"/> (01) Elementary school <input type="checkbox"/> (02) Junior high school <input type="checkbox"/> (03) High school	<input type="checkbox"/> (04) Junior college(Two or three-year course) <input type="checkbox"/> (05) College (Four-year course) <input type="checkbox"/> (06) Graduate school (Masters) <input type="checkbox"/> (07) Graduate school (PhD)	
		<input type="checkbox"/>		
	<b>GRADUATE</b> 54.1 Did you graduate from this school, or are you currently attending?			
	<input type="checkbox"/> ① Graduated	<input type="checkbox"/> ② Dropped out	<input type="checkbox"/> ③ Currently attending	
	<input type="checkbox"/>	<b>DROPYR</b> 54.2 In what grade did you drop out? _____ GRADE	<b>CURRYR</b> 54.3 What grade are you in? _____ GRADE	

**SPEDUC**

55. What is the highest level of school your spouse has attended?

Probing	<input type="checkbox"/> (99) NO SPOUSE <input type="checkbox"/> (00) NO FORMAL SCHOOL <input type="checkbox"/> (08) OTHERS (EX. SEODANG)	<input type="checkbox"/> (01) Elementary school <input type="checkbox"/> (02) Junior high school <input type="checkbox"/> (03) High school	<input type="checkbox"/> (04) Junior college(Two or three-year course) <input type="checkbox"/> (05) College (Four-year course) <input type="checkbox"/> (06) Graduate school (Masters) <input type="checkbox"/> (07) Graduate school (PhD)	
		<input type="checkbox"/>		
	<b>SPGRAD</b> 55.1 Did your spouse graduate from this school, or is spouse currently attending?			
	<input type="checkbox"/> ① Graduated	<input type="checkbox"/> ② Dropped out	<input type="checkbox"/> ③ Currently attending	
	<input type="checkbox"/>	<b>SPDROPYR</b> 55.2 In what grade did your spouse drop out? _____ GRADE	<b>SPCURRYR</b> 55.3 What grade is your spouse in? _____ GRADE	

**PAEDUC**

56. What is the highest level of school your father has attended?

Probing	<input type="checkbox"/> (00) NO FORMAL SCHOOL <input type="checkbox"/> (08) OTHERS (EX. SEODANG) <input type="checkbox"/> (88) DON'T KNOW	<input type="checkbox"/> (01) Elementary school <input type="checkbox"/> (02) Junior high school <input type="checkbox"/> (03) High school	<input type="checkbox"/> (04) Junior college(Two or three-year course) <input type="checkbox"/> (05) College (Four-year course) <input type="checkbox"/> (06) Graduate school (Masters) <input type="checkbox"/> (07) Graduate school (PhD)	
		<input type="checkbox"/>		
	<b>PAGRAD</b> 56.1 Did he graduate from this school, or is he currently attending?			
	<input type="checkbox"/> ① Graduated	<input type="checkbox"/> ② Dropped out	<input type="checkbox"/> ③ Currently attending	
	<input type="checkbox"/>	<b>PADROPYR</b> 56.2 In what grade did he drop out? _____ GRADE	<b>PACURRYR</b> 56.3 What grade is he in? _____ GRADE	

**MAEDUC**

57. What is the highest level of school your mother has attended?

Probing	<input type="checkbox"/> (00) NO FORMAL SCHOOL <input type="checkbox"/> (08) OTHERS (EX. SEODANG) <input type="checkbox"/> (88) DON'T KNOW	<input type="checkbox"/> (01) Elementary school <input type="checkbox"/> (02) Junior high school <input type="checkbox"/> (03) High school	<input type="checkbox"/> (04) Junior college(Two or three-year course) <input type="checkbox"/> (05) College (Four-year course) <input type="checkbox"/> (06) Graduate school (Masters) <input type="checkbox"/> (07) Graduate school (PhD)	
		<input type="checkbox"/>		
	<b>MAGRAD</b> 57.1 Did she graduate from this school, or is she currently attending?			
	<input type="checkbox"/> ① Graduated	<input type="checkbox"/> ② Dropped out	<input type="checkbox"/> ③ Currently attending	
	<input type="checkbox"/>	<b>MADROPYR</b> 57.2 In what grade did he drop out? _____ GRADE	<b>MACURRYR</b> 57.3 What grade is he in? _____ GRADE	



※ Next, I am going to ask about your main job.

INCMR

58. Do you have a job that provides income?

Probing

<input type="checkbox"/> ① Yes <input type="checkbox"/>		<input type="checkbox"/> ② No <input type="checkbox"/>	
<b>EMPED 58.1</b> Do you work for someone else?		<b>UNSRCH</b> 58.16 Over the last 7 days, did you actively look for a job? <input type="checkbox"/> ① Yes <input type="checkbox"/> ② No	
<b>WGSTAT</b> 58.2 What is your employment status? <input type="checkbox"/> ① Regular employee <input type="checkbox"/> ② Temporary employee <input type="checkbox"/> ③ Day labor <b>WGPTFL</b> 58.3 Are you working part time or full time? <input type="checkbox"/> ① Part-time <input type="checkbox"/> ② Full-time <b>WGWKHR</b> 58.4 How many hours a week do you work on average? _____ Hours _____ (888) DON'T KNOW <b>WGSTAB</b> 58.5 Is it possible to keep this job as long as you want? <input type="checkbox"/> ① Yes <input type="checkbox"/> ② No <b>WGSECT</b> 58.6 Are you employed by the government, a publicly owned firm, a private firm, or a non-profit organization? <input type="checkbox"/> ① Government <input type="checkbox"/> ② Publicly owned firm <input type="checkbox"/> ③ Private firm <input type="checkbox"/> ④ Non-profit organization <b>WGUNN</b> 58.7 Are you a union member? <input type="checkbox"/> ① Yes <input type="checkbox"/> ② No (GO TO Q.58.7.1) <b>WGUNNP</b> (IF NOT UNION MEMBER) 58.7.1 Were you a member of trade union before? <input type="checkbox"/> ① Yes <input type="checkbox"/> ② No <div style="text-align: center;"> <input type="checkbox"/> <input type="checkbox"/> <input type="checkbox"/> </div>	<b>SFSTAT</b> 58.9 If not employed, are you working for the family, self-employed with no employees, or self-employed with employees? <input type="checkbox"/> ① Working for family without being paid <input type="checkbox"/> ② Self-employed with no employees <input type="checkbox"/> ③ Self-employed with employees (GO TO Q.58.9.1) <b>SFNOHI</b> (IF SELF-EMPLOYED WITH EMPLOYEES) 58.9.1 How many employees do you employ? <b>NUMBER OF EMPLOYEES:</b> _____ <b>SFPTFL</b> 58.10 Are you working part time or full time? <input type="checkbox"/> ① Part-time <input type="checkbox"/> ② Full-time <b>SFWKHR</b> 58.11 How many hours a week do you work on average? _____ Hours _____ (888) DON'T KNOW <b>SFTENYR / SFTENMO</b> 58.12 How long have you worked for the current work? _____ Years _____ Months <div style="text-align: center;"> <input type="checkbox"/> </div>	<b>UNXTINC</b> 58.17 Do you have any sources of income? This interest or dividends, rent, social security, other pensions, alimony or child support, public aid (welfare), and armed forces or veteran's allotment. <input type="checkbox"/> ① Yes <input type="checkbox"/> ② No (GO TO Q.58.18) <div style="text-align: center;"> <input type="checkbox"/> </div> <b>UNXTINCO / UNXTINCM</b> Monthly Average Income: _____ MAN(10,000) WON (CODE NO.: _____) <b>UNWKEX</b> 58.18 Have you ever had a paid job? <input type="checkbox"/> ① Yes <input type="checkbox"/> ② No (GO TO Q.60) <b>UNSTAT</b> 58.19 What type of job did you have at that time? <input type="checkbox"/> ① Worked for government <input type="checkbox"/> ② Worked for publicly owned firm <input type="checkbox"/> ③ Worked for private firm <input type="checkbox"/> ④ Worked for non-profit organization <input type="checkbox"/> ⑤ Worked for family without being paid <input type="checkbox"/> ⑥ Self-employed with no employees <input type="checkbox"/> ⑦ Self-employed with employees (GO TO Q.58.19.1) <b>UNNOHI</b> 58.19.1 How many employees did you employ? <b>NUMBER OF EMPLOYEES:</b> _____ _____ (888) DON'T KNOW <b>UNSUBO</b> 58.20 Did you have any subordinates in your workplace whom you directly managed and supervised? <input type="checkbox"/> ① Yes <input type="checkbox"/> ② No <b>UNWKHR</b> 58.21 How many hours a week did you work on average? _____ Hours _____ (888) DON'T KNOW	
<b>NUMSUP</b> 58.13.1 How many subordinates do you have in your workplace whom you manage and supervise? _____ persons (IF NOT HAVE, GO TO Q58.14) <b>EMSUBO</b> 58.13.2 Do you have any subordinates in your workplace whom you directly manage and supervise? <input type="checkbox"/> ① Yes <input type="checkbox"/> ② No <input type="checkbox"/> (8) DON'T KNOW <b>RINCOMO/ RINCOME</b> 58.14 Before taxes and other deductions, what is your total monthly average income from this job? This includes your base pay, bonuses, and other allowances. (IF THE RESPONDENT'S SPOUSE DOES NOT HAVE A REGULAR MONTHLY INCOME (EX. FARMER), THEN DIVIDE THE ESTIMATED ANNUAL INCOME BY 12) ABOUT _____ MAN(10,000) WON (CODE NO.: _____) _____ (88) DON'T KNOW <b>RXTINC / RXTINCO / RXTINCM</b> 58.15 Beside income from your main job, do you have other sources of income? This includes interest or dividends, rent, social security, other pensions, alimony or child support, public aid (welfare), and armed forces or veteran's allotment. If any, what is your monthly average income? <input type="checkbox"/> ① Yes <input type="checkbox"/> ② No (GO TO Q.59) <div style="text-align: center;"> <input type="checkbox"/> </div> Other Monthly Average Income: _____ MAN(10,000) WON (CODE NO.: _____) _____ (88) DON'T KNOW			

INDUSTRY / INDUS08 / INDUS16 / OCC / OCC08 / OCC16A / OCC16B / OCC16C / OCC16D / OCC16E

59. What kind of work do you normally do? What do you actually do in that job? If currently not working, tell me about your last job.

Probing

59.1 INDUSTRY: \_\_\_\_\_  
 59.2 OCCUPATION: \_\_\_\_\_  
 59.3 JOB DESCRIPTION: \_\_\_\_\_



※ Next, I am going to ask about your spouse's main job.

SPINCMR

60. Does your spouse have a job that provides income? \_\_\_\_\_ (9) NO SPOUSE (GO TO Q.62)

Probing

<p style="text-align: center;">_____ ① Yes <input type="checkbox"/></p> <p><b>SPEMPED 60.1</b> Does your spouse work for someone else?</p> <p style="text-align: center;">_____ ① Yes <input type="checkbox"/>      _____ ② No <input type="checkbox"/></p> <p><b>SPWGSTAT</b> 60.2 What is your spouse's employment status?</p> <p>_____ ① Regular employee _____ ② Temporary employee _____ ③ Day labor</p> <p><b>SPWGPFTL</b> 60.3 Is your spouse working part time or full time?</p> <p>_____ ① Part-time    _____ ② Full-time</p> <p><b>SPWGWKHR</b> 60.4 How many hours a week does your spouse work on average?</p> <p>_____ Hours _____ (888) DON'T KNOW</p> <p><b>SPWGSTAB</b> 60.5 Is it possible for your spouse to keep this job as long as s/he wants?</p> <p>_____ ① Yes    (8) DON'T KNOW _____ ② No</p> <p><b>SPWGSECT</b> 60.6 Is your spouse employed by the government, a publicly owned firm, a private firm, or a non-profit organization?</p> <p>_____ ① Government _____ ② Publicly owned firm _____ ③ Private firm _____ ④ Non-profit organization</p> <p><b>SPWGUNN</b> 60.7 Is your spouse a union member?</p> <p>_____ ① Yes _____ ② No (GO TO Q.60.7.1)</p> <p><b>SPWGUNNP</b> (IF NOT UNION MEMBER) 60.7.1 Was your spouse a member of trade union before?</p> <p>_____ ① Yes    _____ ② No</p> <p style="text-align: center;"><input type="checkbox"/></p>	<p style="text-align: center;">_____ ② No <input type="checkbox"/></p> <p><b>SPUNSRCH</b> 60.14 Over the last 7 days, did your spouse actively look for a job?</p> <p>_____ ① Yes _____ ② No</p> <p><b>SPUNXTN / SPUNXTNO / SPUNXTNM</b> 60.15 Does your spouse have any sources of income? This interest or dividends, rent, social security, other pensions, alimony or child support, public aid (welfare), and armed forces or veteran's allotment.</p> <p>_____ ① Yes    _____ ② No (GO TO Q.60.16)</p> <p style="text-align: center;"><input type="checkbox"/></p> <p>Monthly Average Income: _____ MAN(10,000)WON (CODE NO: _____ ) _____ (888) DON'T KNOW</p> <p><b>SPUNWKEK</b> 60.16 Has your spouse ever had a paid job?</p> <p>_____ ① Yes _____ ② No (GO TO Q.62)</p> <p><b>SPUNSTAT</b> 60.17 What type of job did your spouse have at that time?</p> <p>_____ ① Worked for government _____ ② Worked for publicly owned firm _____ ③ Worked for private firm _____ ④ Worked for non-profit organization _____ ⑤ Worked for family without being paid _____ ⑥ Self-employed with no employees _____ ⑦ Self-employed with employees (GO TO Q.60.17.1)</p> <p><b>SPUNNOHI</b> 60.17.1 How many employees did your spouse employ?</p> <p><b>NUMBER OF EMPLOYEES:</b> _____ (8888) DON'T KNOW</p> <p><b>SPUNSUBO</b> 60.18 Did your spouse have any subordinates in the workplace whom s/he directly managed and supervised?</p> <p>_____ ① Yes    _____ ② No _____ (8) DON'T KNOW</p> <p><b>SPUNWKHR</b> 60.19 How many hours a week did your spouse work on average?</p> <p>_____ Hours _____ (888) DON'T KNOW</p>
<p><b>SPNUMSUP</b> 60.11.1 How many subordinates does your spouse have in the workplace whom s/he manages and supervises?</p> <p>_____ persons (IF NOT HAVE, GO TO Q60.12)</p> <p><b>SPEMSUBO</b> 60.11.2 Does your spouse have any subordinates in the workplace whom s/he directly manages and supervises?</p> <p>_____ ① Yes    _____ ② No    _____ (8) DON'T KNOW</p> <p><b>SPINCOMO / SPINCOME</b> 60.12 Before taxes and other deductions, what is your spouse's total monthly average income from this job? This includes his/her base pay, bonuses, and other allowances. (IF THE RESPONDENT'S SPOUSE DOES NOT HAVE A REGULAR MONTHLY INCOME (EX FARMER), THEN DIVIDE THE ESTIMATED ANNUAL INCOME BY 12)</p> <p>ABOUT _____ MAN(10,000) WON (CODE NO.: _____ ) _____ (888) DON'T KNOW</p> <p><b>SPXTINC / SPXTINCO / SPXTINCM</b> 60.13 Beside income from the main job of your spouse, does your spouse have other sources of income? This includes interest or dividends, rent, social security, other pensions, alimony or child support, public aid (welfare), and armed forces or veteran's allotment. If any, what is his/her monthly average income?</p> <p>_____ ① Yes    _____ ② No (GO TO Q.61) <input type="checkbox"/></p> <p>Other Monthly Average Income: _____ MAN(10,000) WON (CODE NO.: _____ ) _____ (888) DON'T KNOW</p>	<p><b>SPIND / SPINDO8 / SPIND16 / SPOCC / SPOCCO8 / SPOCC16A / SPOCC16B / SPOCC16C / SPOCC16D / SPOCC16E</b> 61. What kind of work does your spouse normally do? What does s/he actually do in that job? If currently not working, tell me about his/her last job.</p>

Probing

61.1 INDUSTRY: \_\_\_\_\_

61.2 OCCUPATION: \_\_\_\_\_

61.3 JOB DESCRIPTION: \_\_\_\_\_



**INCOMO / INCOME**

62. What is the approximate total monthly income of your household before tax deductions? Please include the income of all household members, including yourself, such as employment income, interest, property and rental income, pensions, various subsidies, or personal financial support received from others.

(For agricultural income or similar, divide the annual income by 12 to enter the monthly amount, and be sure to account for the income of all household members listed in questions 49, 50, and 51, whether they live with you or not. However, exclude household members who do not share finances.)

• APPROXIMATELY: \_\_\_\_\_MAN(10,000) WON (CODE NUMBER: \_\_\_\_\_) \_\_\_\_\_ (88) Don't know

**HOUSTYPE**

63. What type of housing do you currently live in?

\_\_\_ ① Detached house

\_\_\_ ③ Multi family residential

\_\_\_ ② Apartment

\_\_\_ (4) Other (Specify: \_\_\_\_\_)

**HOUSOWNS**

64. What form of housing do you currently have?

\_\_\_ ① Own house

\_\_\_ ④ Monthly rent without deposit

\_\_\_ ② Jeonse

\_\_\_ ⑤ Free

\_\_\_ ③ Monthly rent with deposit

\_\_\_ (8) Don't know

※ Next questions are on your attitude towards your life.

65. Please answer the questions about yourself by indicating the extent of your agreement. Please tell me your thoughts honestly. Please try not to let your responses to one question influence your response to other questions. There are no right or wrong answers.

Probing

		Strongly Disagree	Disagree	Neither Agree nor Disagree	Agree	Strongly Agree	Don't know
<b>LOTR1</b>	1) Even in uncertain situations, I usually expect the best result.	___ ① ___	___ ② ___	___ ③ ___	___ ④ ___	___ ⑤ ___	___ (8) ___
<b>LOTR2</b>	2) If something can possibly go wrong for me, it always does.	___ ① ___	___ ② ___	___ ③ ___	___ ④ ___	___ ⑤ ___	___ (8) ___
<b>LOTR3</b>	3) I am always optimistic about my future.	___ ① ___	___ ② ___	___ ③ ___	___ ④ ___	___ ⑤ ___	___ (8) ___
<b>LOTR4</b>	4) I hardly ever expect things to go my way.	___ ① ___	___ ② ___	___ ③ ___	___ ④ ___	___ ⑤ ___	___ (8) ___
<b>LOTR5</b>	5) I rarely count on good things happening to me.	___ ① ___	___ ② ___	___ ③ ___	___ ④ ___	___ ⑤ ___	___ (8) ___
<b>LOTR6</b>	6) Overall, I expect good things to happen to me rather than bad.	___ ① ___	___ ② ___	___ ③ ___	___ ④ ___	___ ⑤ ___	___ (8) ___

※ Next, I'm going to ask about your basic principles and values.

**HAPPY**

66. If you were to consider your life in general these days, how happy or unhappy would you say you are, on the whole...

\_\_\_ ① Very happy

\_\_\_ ③ Not very happy

\_\_\_ (8) Can't choose

\_\_\_ ② Fairly happy

\_\_\_ ④ Not at all happy

**FAMSATIS**

67. All things considered, how satisfied are you with your relationships with family members?

\_\_\_ ① Completely satisfied

\_\_\_ ④ Neither satisfied nor dissatisfied

\_\_\_ ⑦ Completely dissatisfied

\_\_\_ ② Very satisfied

\_\_\_ ⑤ Fairly dissatisfied

\_\_\_ (8) Can't choose

\_\_\_ ③ Fairly satisfied

\_\_\_ ⑥ Very dissatisfied



68. Do you think it is wrong or not wrong if...?

		Always wrong	Almost always wrong	Wrong only sometimes	Not wrong at all	Can't choose
<b>SEXATT1</b>	1) a man and a woman have sexual relations before marriage	___①___	___②___	___③___	___④___	___(8)___
<b>SEXATT2</b>	2) a married person having sexual relations with someone other than his or her husband or wife	___①___	___②___	___③___	___④___	___(8)___
<b>SEXATT3</b>	3) sexual relations between two adults of the same sex	___①___	___②___	___③___	___④___	___(8)___

**ABORT2**

69. Do you personally think it is wrong or not wrong for a woman to have an abortion... If the family has a very low income and cannot afford any more children.

\_\_\_ ① Always wrong                      \_\_\_ ③ Wrong only sometimes                      \_\_\_ (8) Can't choose

\_\_\_ ② Almost always wrong                      \_\_\_ ④ Not wrong at all

**HBBYWK08**

70. Do you agree or disagree a husband's job is to earn money; a wife's job is to look after the home and family...

\_\_\_ ① Strongly Agree                      \_\_\_ ③ Neither Agree nor Disagree                      \_\_\_ ⑤ Strongly Disagree

\_\_\_ ② Agree                      \_\_\_ ④ Disagree                      \_\_\_ (8) Can't choose

71. How much confidence do you have in...

		Complete confidence	A great deal of confidence	Some confidence	Very little confidence	No confidence at all	Can't choose
<b>TRTASSB</b>	1) Parliament	___①___	___②___	___③___	___④___	___⑤___	___(8)___
<b>TRTFIRM</b>	2) Business and industry	___①___	___②___	___③___	___④___	___⑤___	___(8)___
<b>TRTRELI</b>	3) Churches and religious organizations	___①___	___②___	___③___	___④___	___⑤___	___(8)___
<b>TRTJURI</b>	4) Courts and the legal system	___①___	___②___	___③___	___④___	___⑤___	___(8)___
<b>TRTEDUC</b>	5) Schools and the educational system	___①___	___②___	___③___	___④___	___⑤___	___(8)___

**※ Next, I'm going to ask about your religion.****RELLEAD1**

72. How much do you agree or disagree with each of the following... Religious leaders... should not try to influence how people vote in elections

\_\_\_ ① Strongly agree                      \_\_\_ ③ Neither agree nor disagree                      \_\_\_ ⑤ Strongly disagree

\_\_\_ ② Agree                      \_\_\_ ④ Disagree                      \_\_\_ (8) Can't choose

73. Please consider the following statements and tell me whether you agree or disagree

		Strongly agree	Agree	Neither agree nor disagree	Disagree	Strongly disagree	Can't choose
<b>RELSCI2</b>	1) We trust too much in science and not enough in religious faith	___①___	___②___	___③___	___④___	___⑤___	___(8)___
<b>RELFUN1</b>	2) Looking around the world, religions bring more conflict than peace	___①___	___②___	___③___	___④___	___⑤___	___(8)___
<b>RELFUN2</b>	3) People with very strong religious beliefs are often too intolerant of others	___①___	___②___	___③___	___④___	___⑤___	___(8)___



**RELPOWR**

74. Do you think that churches and religious organizations in this country have too much power or too little power?

- \_\_\_ ① Far too much power                      \_\_\_ ④ Too little power  
 \_\_\_ ② Too much power                          \_\_\_ ⑤ Far too little power  
 \_\_\_ ③ About the right amount of power       \_\_\_ (8) Can't choose

☐**RELDIFF1**

75. People have different religions and different religious views. Would you accept a person from a different religion or with a very different religious view from yours... marrying a relative of yourself

- \_\_\_ ① Definitely accept                          \_\_\_ ④ Definitely not accept  
 \_\_\_ ② Probably accept                           \_\_\_ (8) Can't choose  
 \_\_\_ ③ Probably not accept

☐

76. There are some people whose views are considered extreme by the majority. Consider religious extremists, that is people who believe that their religion is the only true faith and all other religions should be considered as enemies. Do you think such people should be allowed to...

Definitely	Probably	Probably not	Definitely not	Can't choose
------------	----------	--------------	----------------	--------------

- RELEXTM1** 1) Hold public meetings to express their views?    \_\_\_ ① \_\_\_    \_\_\_ ② \_\_\_    \_\_\_ ③ \_\_\_    \_\_\_ ④ \_\_\_    \_\_\_ (8) \_\_\_  
**RELEXTM3** 2) Publish their views on the Internet or social media?    \_\_\_ ① \_\_\_    \_\_\_ ② \_\_\_    \_\_\_ ③ \_\_\_    \_\_\_ ④ \_\_\_    \_\_\_ (8) \_\_\_

**GODCONC**

77. Please indicate which statement below comes closest to expressing what you believe about God.

- \_\_\_ ① I don't believe in God  
 \_\_\_ ② I don't know whether there is a God and I don't believe there is any way to find out  
 \_\_\_ ③ I don't believe in a personal God, but I do believe in a Higher Power of some kind  
 \_\_\_ ④ I find myself believing in God some of the time, but not at others...  
 \_\_\_ ⑤ While I have doubts, I feel that I do believe in God  
 \_\_\_ ⑥ I know God really exists and I have no doubts about it  
 \_\_\_ (8) Can't choose

☐**GODBELI**

78. Which best describes your beliefs about God?

- \_\_\_ ① I don't believe in God now and I never have  
 \_\_\_ ② I don't believe in God now, but I used to  
 \_\_\_ ③ I believe in God now, but I didn't used to  
 \_\_\_ ④ I believe in God now and I always have  
 \_\_\_ (8) Can't choose

☐

79. Do you believe in...

Yes, Definitely	Yes, Probably	No, Probably Not	No, Definitely Not	Can't choose
-----------------	---------------	------------------	--------------------	--------------

- RELNW1** 1) Life after death                      \_\_\_ ① \_\_\_    \_\_\_ ② \_\_\_    \_\_\_ ③ \_\_\_    \_\_\_ ④ \_\_\_    \_\_\_ (8) \_\_\_  
**RELNW2** 2) Heaven                                \_\_\_ ① \_\_\_    \_\_\_ ② \_\_\_    \_\_\_ ③ \_\_\_    \_\_\_ ④ \_\_\_    \_\_\_ (8) \_\_\_  
**RELNW3** 3) Hell                                      \_\_\_ ① \_\_\_    \_\_\_ ② \_\_\_    \_\_\_ ③ \_\_\_    \_\_\_ ④ \_\_\_    \_\_\_ (8) \_\_\_  
**RELNW4** 4) Religious miracles                \_\_\_ ① \_\_\_    \_\_\_ ② \_\_\_    \_\_\_ ③ \_\_\_    \_\_\_ ④ \_\_\_    \_\_\_ (8) \_\_\_  
**RELNW7** 5) The supernatural power of deceased ancestors    \_\_\_ ① \_\_\_    \_\_\_ ② \_\_\_    \_\_\_ ③ \_\_\_    \_\_\_ ④ \_\_\_    \_\_\_ (8) \_\_\_



80. Do you agree or disagree with the following

		Strongly agree	Agree	Neither agree nor disagree	Disagree	Strongly disagree	Can't choose
<b>SPIRIT1</b>	1) There is a God who concerns Himself with every human being personally	___①___	___②___	___③___	___④___	___⑤___	___(8)___
<b>SPIRIT2</b>	2) There is little that people can do to change the course of their lives	___①___	___②___	___③___	___④___	___⑤___	___(8)___
<b>SPIRIT3</b>	3) To me, life is meaningful only because God exists	___①___	___②___	___③___	___④___	___⑤___	___(8)___
<b>SPIRIT4</b>	4) In my opinion, life does not serve any purpose	___①___	___②___	___③___	___④___	___⑤___	___(8)___
<b>SPIRIT5</b>	5) Life is only meaningful if you provide the meaning yourself	___①___	___②___	___③___	___④___	___⑤___	___(8)___
<b>SPIRIT6</b>	6) I have my own way of connecting with God without churches or religious services	___①___	___②___	___③___	___④___	___⑤___	___(8)___

**RELWOMEN**

81. In your opinion, does your religion treat men and women equally, treat men better than women, or treat women better than men?

\_\_\_ ① I don't belong to or follow any religion \_\_\_ ③ Treats men better than women \_\_\_ (8) Can't choose

\_\_\_ ② Treats men and women equally \_\_\_ ④ Treats women better than men

**RELMA**

82. What was your mother's religious preference when you were a child? Was it Protestant, Catholic, Jewish, some other religion, or no religion?

Probing

\_\_\_ ① Protestant \_\_\_ ⑥ Jewish

\_\_\_ ② Catholic \_\_\_ (77) Other (Specify: )

\_\_\_ ③ Buddhism \_\_\_ (88) Don't know

\_\_\_ ④ Orthodox (such as Greek or Russian Orthodox) \_\_\_ (99) No religion (Go to Q.83)

\_\_\_ ⑤ Muslim

**RELDENMA**

(If your mother had religion)

82.1 What specific denomination was that, if any (PROBE FOR EXACT DENOMINATION)

Denomination : **RELFA**

83. What was your father's religious preference when you were a child? Was it Protestant, Catholic, Jewish, some other religion, or no religion?

Probing

\_\_\_ ① Protestant \_\_\_ ⑥ Jewish

\_\_\_ ② Catholic \_\_\_ (77) Other (Specify: )

\_\_\_ ③ Buddhism \_\_\_ (88) Don't know

\_\_\_ ④ Orthodox (such as Greek or Russian Orthodox) \_\_\_ (99) No religion (Go to Q.84)

\_\_\_ ⑤ Muslim

**RELDENFA**

(If your father had religion)

83.1 What specific denomination was that, if any (PROBE FOR EXACT DENOMINATION)

Denomination :



**RELUP**

84. What religion, if any, were you raised in? Was it Protestant, Catholic, Jewish, some other religion, or no religion?

Probing

- |  |  |   |
|--|--|---|
| ___ ① Protestant                                   | ___ ⑥ Jewish                               | <div style="border: 1px dashed black; width: 40px; height: 20px; display: inline-block;"></div> |
| ___ ② Catholic                                     | ___ (77) Other ( <b>Specify:</b> _____)    |   |
| ___ ③ Buddhism                                     | ___ (88) Don't know                        |   |
| ___ ④ Orthodox (such as Greek or Russian Orthodox) | ___ (99) No religion ( <b>Go to Q.85</b> ) |   |
| ___ ⑤ Muslim                                       |  |   |

**RELDENUP**

(If you were raised in religion)

84.1 What specific denomination was that, if any (PROBE FOR EXACT DENOMINATION)

Denomination : \_\_\_\_\_

**RELATNMA**

85. When you were a child, how often did your mother attend religious services?

- |                                  |                                      |   |
|----------------------------------|--------------------------------------|---|
| ___ ① Never                      | ___ ⑦ Nearly every week              | <div style="border: 1px dashed black; width: 40px; height: 20px; display: inline-block;"></div> |
| ___ ② Less than once a year      | ___ ⑧ Every week                     |   |
| ___ ③ About once or twice a year | ___ ⑨ Several times a week           |   |
| ___ ④ Several times a year       | ___ ⑩ No mother / mother not present |   |
| ___ ⑤ About once a month         | ___ (98) Can't say / Can't remember  |   |
| ___ ⑥ 2-3 times a month          |                                      |   |

**RELATNFA**

86. When you were a child, how often did your father attend religious services?

- |                                  |                                      |   |
|----------------------------------|--------------------------------------|---|
| ___ ① Never                      | ___ ⑦ Nearly every week              | <div style="border: 1px dashed black; width: 40px; height: 20px; display: inline-block;"></div> |
| ___ ② Less than once a year      | ___ ⑧ Every week                     |   |
| ___ ③ About once or twice a year | ___ ⑨ Several times a week           |   |
| ___ ④ Several times a year       | ___ ⑩ No father / father not present |   |
| ___ ⑤ About once a month         | ___ (98) Can't say / Can't remember  |   |
| ___ ⑥ 2-3 times a month          |                                      |   |

**RELATNUP**

87. And what about when you were around 11 or 12, how often did you attend religious services then?

- |                                  |                                     |   |
|----------------------------------|-------------------------------------|---|
| ___ ① Never                      | ___ ⑦ Nearly every week             | <div style="border: 1px dashed black; width: 40px; height: 20px; display: inline-block;"></div> |
| ___ ② Less than once a year      | ___ ⑧ Every week                    |   |
| ___ ③ About once or twice a year | ___ ⑨ Several times a week          |   |
| ___ ④ Several times a year       | ___ (98) Can't say / Can't remember |   |
| ___ ⑤ About once a month         |                                     |   |
| ___ ⑥ 2-3 times a month          |                                     |   |

**PRAYFREQ**

88. About how often do you pray?

- |                                  |                            |   |
|----------------------------------|----------------------------|---|
| ___ ① Never                      | ___ ⑦ Nearly every week    | <div style="border: 1px dashed black; width: 40px; height: 20px; display: inline-block;"></div> |
| ___ ② Less than once a year      | ___ ⑧ Every week           |   |
| ___ ③ About once or twice a year | ___ ⑨ Several times a week |   |
| ___ ④ Several times a year       | ___ ⑩ No religion          |   |
| ___ ⑤ About once a month         | ___ (98) Can't say         |   |
| ___ ⑥ 2-3 times a month          |                            |   |



**RELACT**

89. How often do you take part in the activities or organizations of a church or place of worship other than attending services?

- |                                  |                            |
|----------------------------------|----------------------------|
| ___ ① Never                      | ___ ⑦ Nearly every week    |
| ___ ② Less than once a year      | ___ ⑧ Every week           |
| ___ ③ About once or twice a year | ___ ⑨ Several times a week |
| ___ ④ Several times a year       | ___ ⑩ No religion          |
| ___ ⑤ About once a month         | ___ (98) Can't say         |
| ___ ⑥ 2-3 times a month          |                            |

☐

**READBIBL**

90. During the last 12 months, have you read or listened to the reading of any holy scripture such as the Bible, Buddhist sutra, Koran, Sruti, Torah, or other religious scripture, not counting any reading that happened during a worship service?

- \_\_\_ ① Yes                      \_\_\_ ② No                      \_\_\_ (8) Don't Know

Probing

☐

**RELOBJT**

91. For religious reasons do you have in your home a shrine, altar, or a religious object on display such as a(COUNTRY-SPECIFIC LIST icon, retablos, mezuzah, menorah, or crucifix)?

- \_\_\_ ① Yes                      \_\_\_ ② No                      \_\_\_ (8) Don't know

☐

**RELVIST**

92. How often do you visit a holy place for religious reasons such as going to [shrine/temple/church/mosque]? Please do not count attending regular religious services at your usual place of worship, if you have

- \_\_\_ ① Never  
 \_\_\_ ② Less than once a year  
 \_\_\_ ③ About once or twice a year  
 \_\_\_ ④ Several times a year  
 \_\_\_ ⑤ About once a month or more

☐

※ Next, I'm going to ask about your religious preferences.

**RELIGOUS**

93. Would you describe yourself as...

- |   |                               |
|---|-------------------------------|
| ___ ① Extremely religious                 | ___ ⑤ Somewhat non-religious  |
| ___ ② Very religious                      | ___ ⑥ Very non-religious      |
| ___ ③ Somewhat religious                  | ___ ⑦ Extremely non-religious |
| ___ ④ Neither religious nor non-religious | ___ (88) Can't Choose         |

☐

**SPIRITUA**

94. What best describes you :

- \_\_\_ ① I follow a religion and consider myself to be a spiritual person interested in the sacred or the supernatural
- \_\_\_ ② I follow a religion, but don't consider myself to be a spiritual person interested in the sacred or the supernatural
- \_\_\_ ③ I don't follow a religion, but consider myself to be a spiritual person interested in the sacred or the supernatural
- \_\_\_ ④ I don't follow a religion and don't consider myself to be a spiritual person interested in the sacred or the supernatural
- \_\_\_ (8) Can't Choose

☐



**RELOBSTA**

95. Do you agree or disagree with the following statement? Religions are usually a barrier to equality between women and men.

- \_\_\_ ① Strongly agree      \_\_\_ ③ Neither agree nor disagree      \_\_\_ ⑤ Strongly disagree  
 \_\_\_ ② Agree      \_\_\_ ④ Disagree      \_\_\_ ⑥ Can't choose

☐

96. Do you agree or disagree that practicing a religion helps people to...

Strongly agree	Agree	Neither agree nor disagree	Disagree	Strongly disagree	Can't choose
----------------	-------	----------------------------	----------	-------------------	--------------

**RELGSTY2** 1) Make friends

\_\_\_ ① \_\_\_ \_\_\_ ② \_\_\_ \_\_\_ ③ \_\_\_ \_\_\_ ④ \_\_\_ \_\_\_ ⑤ \_\_\_ \_\_\_ ⑥ \_\_\_

**RELGSTY3** 2) Gain comfort in times of trouble or sorrow

\_\_\_ ① \_\_\_ \_\_\_ ② \_\_\_ \_\_\_ ③ \_\_\_ \_\_\_ ④ \_\_\_ \_\_\_ ⑤ \_\_\_ \_\_\_ ⑥ \_\_\_

97. Do you agree or disagree with the following statements?

Strongly agree	Agree	Neither agree nor disagree	Disagree	Strongly disagree	Can't choose
----------------	-------	----------------------------	----------	-------------------	--------------

**RELFREE** 1) Governments should not interfere with the attempts of any religion to spread its faith

\_\_\_ ① \_\_\_ \_\_\_ ② \_\_\_ \_\_\_ ③ \_\_\_ \_\_\_ ④ \_\_\_ \_\_\_ ⑤ \_\_\_ \_\_\_ ⑥ \_\_\_

**RELNEIGH** 2) All things considered, people belonging to different religions cannot get along with each other when living close together

\_\_\_ ① \_\_\_ \_\_\_ ② \_\_\_ \_\_\_ ③ \_\_\_ \_\_\_ ④ \_\_\_ \_\_\_ ⑤ \_\_\_ \_\_\_ ⑥ \_\_\_

98. Do you agree or disagree with each of the following?

Strongly agree	Agree	Neither agree nor disagree	Disagree	Strongly disagree	Can't choose
----------------	-------	----------------------------	----------	-------------------	--------------

**RELIGPST** 1) In Korea, religion represents the past and not the future.

\_\_\_ ① \_\_\_ \_\_\_ ② \_\_\_ \_\_\_ ③ \_\_\_ \_\_\_ ④ \_\_\_ \_\_\_ ⑤ \_\_\_ \_\_\_ ⑥ \_\_\_

**RELIGLIF** 2) In Korea, religion is just as relevant to life today as it was in the past.

\_\_\_ ① \_\_\_ \_\_\_ ② \_\_\_ \_\_\_ ③ \_\_\_ \_\_\_ ④ \_\_\_ \_\_\_ ⑤ \_\_\_ \_\_\_ ⑥ \_\_\_

99. To what extent do you agree or disagree with each of the following statements?

Strongly agree	Somewhat Agree	Neither agree nor disagree	Somewhat Disagree	Strongly Disagree	Can't choose
----------------	----------------	----------------------------	-------------------	-------------------	--------------

**MYTH218** 1) Some fortune tellers really can foresee the future

\_\_\_ ① \_\_\_ \_\_\_ ② \_\_\_ \_\_\_ ③ \_\_\_ \_\_\_ ④ \_\_\_ \_\_\_ ⑤ \_\_\_ \_\_\_ ⑥ \_\_\_

**MYTH518** 2) The Four Pillars(saju) determines a person's life

\_\_\_ ① \_\_\_ \_\_\_ ② \_\_\_ \_\_\_ ③ \_\_\_ \_\_\_ ④ \_\_\_ \_\_\_ ⑤ \_\_\_ \_\_\_ ⑥ \_\_\_



100. What is your personal attitude towards members of the following religious groups?

Probing		Very positive	Somewhat positive	Neither positive nor negative	Somewhat negative	Very negative	Can't Choose
REGGRP1	1) Christians	___ ① ___	___ ② ___	___ ③ ___	___ ④ ___	___ ⑤ ___	___ (8) ___
REGGRP2	2) Roman Catholicism	___ ① ___	___ ② ___	___ ③ ___	___ ④ ___	___ ⑤ ___	___ (8) ___
REGGRP3	3) Buddhists	___ ① ___	___ ② ___	___ ③ ___	___ ④ ___	___ ⑤ ___	___ (8) ___
REGGRP4	4) Won-Buddhism	___ ① ___	___ ② ___	___ ③ ___	___ ④ ___	___ ⑤ ___	___ (8) ___
REGGRP5	5) The Cheondo religion	___ ① ___	___ ② ___	___ ③ ___	___ ④ ___	___ ⑤ ___	___ (8) ___
REGGRP6	6) Muslims	___ ① ___	___ ② ___	___ ③ ___	___ ④ ___	___ ⑤ ___	___ (8) ___
REGGRP7	7) Hindus	___ ① ___	___ ② ___	___ ③ ___	___ ④ ___	___ ⑤ ___	___ (8) ___
REGGRP8	8) Jews	___ ① ___	___ ② ___	___ ③ ___	___ ④ ___	___ ⑤ ___	___ (8) ___
REGGRP9	9) Atheists or non-believers	___ ① ___	___ ② ___	___ ③ ___	___ ④ ___	___ ⑤ ___	___ (8) ___

**SOULDESC**

101. Do you think the soul of a dead person can affect descendants?

- \_\_\_ ① Strongly agree      \_\_\_ ③ Neither agree nor disagree      \_\_\_ ⑤ Strongly disagree      ☐
- \_\_\_ ② Agree      \_\_\_ ④ Disagree      \_\_\_ (8) Don't know

**RELIGSPOS**

102. When you choose a spouse, how seriously do you consider his or her religion? (If you married) how seriously did you consider his or her religion?

- \_\_\_ ① Very important      \_\_\_ ③ Neither important nor unimportant      \_\_\_ ⑤ Very unimportant      ☐
- \_\_\_ ② Important      \_\_\_ ④ Unimportant      \_\_\_ (8) Don't know

**RELFUNER**

103. Which religious funeral do you (or your family) follow?

- \_\_\_ ① Buddhist      \_\_\_ ④ Confucius      \_\_\_ ⑦ Not interested      ☐
- \_\_\_ ② Protestant      \_\_\_ ⑤ Folk religion (shamanism)      \_\_\_ (8) Don't know
- \_\_\_ ③ Catholic      \_\_\_ ⑥ New religion

**SPIRITUL**

104. Do you think there is any religious (spiritual) factor affecting the background of yoga or diet therapy?

- \_\_\_ ① Strongly agree      \_\_\_ ③ Neither agree nor disagree      \_\_\_ ⑤ Strongly disagree      ☐
- \_\_\_ ② Agree      \_\_\_ ④ Disagree      \_\_\_ (8) Don't know

**VIRTUECHD**

105. Do you think your descendants will have a good luck if you cultivate virtue?

- \_\_\_ ① Strongly agree      \_\_\_ ③ Neither agree nor disagree      \_\_\_ ⑤ Strongly disagree      ☐
- \_\_\_ ② Agree      \_\_\_ ④ Disagree      \_\_\_ (8) Don't know

**PRAYHELP**

106. Have you ever prayed in an emergency or a critical situation?

- \_\_\_ ① Always      \_\_\_ ③ Usually      \_\_\_ ⑤ Not at all      ☐
- \_\_\_ ② Yes      \_\_\_ ④ No      \_\_\_ (8) Don't know

**RELTHINK**

107. What is your first thought when you hear somebody saying "I have a religion"?

- \_\_\_ ① "I have a religion" means having a knowledge of doctrine or teaching emphasized in religion      ☐
- \_\_\_ ② "I have a religion" means believing in the existence of God, spirits, or ghosts
- \_\_\_ ③ "I have a religion" means practicing religious teachings or doctrines
- \_\_\_ ④ "I have a religion" means attending religious events whether regularly or irregularly
- \_\_\_ ⑤ "I have a religion" means that there is a preferred religion
- \_\_\_ ⑧ Can't choose



※ Next, I'm going to ask about culture and globalization in East Asia.

108. How often do you watch...

		Often	Sometimes	Seldom	Not at all	Can't Choose
<b>JPANIM</b>	1) Japanese animation	___①___	___②___	___③___	___④___	___(8)___
<b>CNFILM</b>	2) Chinese movies	___①___	___②___	___③___	___④___	___(8)___
<b>KRDRAM</b>	3) Korean TV drama	___①___	___②___	___③___	___④___	___(8)___

**DAYCHOOS**

109. To what extent do you care about auspicious or ominous day for special occasions such as wedding, moving, or funeral ceremony?

Probing	___①___ Very much	___③___ Not too much	___(8)___ Can't Choose	
	___②___ Fairly much	___④___ Not at all		

**GRAVEFRQ**

110. How many times in the past year did you visit the grave of your deceased family members?

Probing	___①___ None	___⑤___ Four times	
	___②___ Once	___⑥___ Five times or more	
	___③___ Twice	___(8)___ Not Sure / Don't know / Refuse to answer	
	___④___ Three times		

**WISHPLAC**

111. How many times in the past year did you go to a place to pray for good luck (academic and business success, health, etc.)

___①___ None	___⑤___ Four times	
___②___ Once	___⑥___ Five times or more	
___③___ Twice	___(8)___ Not Sure / Don't know / Refuse to answer	
___④___ Three times		

**HAVECHRM**

112. I have charm and/or amulet close to me for good luck.

___①___ Yes	___②___ No	___(8)___ Don't know	
-------------	------------	----------------------	--

113. To what extent do you agree or disagree with each of the following statements?

		Strongly agree	Agree	Some -what agree	Neither agree nor disagree	Some -what disagree	Disagree	Strongly disagree
<b>SEXROLE1</b>	1) It is more important for a wife to help her husband's career than to pursue her own career.	___①___	___②___	___③___	___④___	___⑤___	___⑥___	___⑦___
<b>PATRACH1</b>	2) The authority of father in a family should be respected under any circumstances.	___①___	___②___	___③___	___④___	___⑤___	___⑥___	___⑦___
<b>PATRACH2</b>	3) Children must make efforts to do something that would bring honor to their parents.	___①___	___②___	___③___	___④___	___⑤___	___⑥___	___⑦___
<b>PATRACH5</b>	4) To continue the family line, one must have at least one son.	___①___	___②___	___③___	___④___	___⑤___	___⑥___	___⑦___
<b>PATRACH7</b>	5) One must put familial well-being and interest before one's own.	___①___	___②___	___③___	___④___	___⑤___	___⑥___	___⑦___



114. To what extent do you agree or disagree with each of the following statements?

	Strongly agree	Agree	Some -what agree	Neither agree nor disagree	Some -what disagree	Disagree	Strongly disagree
<b>ACCMAJTY</b> 1) It is not desirable to oppose an idea which the majority of people accept, even if it is different from one's own.	___①___	___②___	___③___	___④___	___⑤___	___⑥___	___⑦___
<b>NOCOMPLNT</b> 2) One should not express one's complaints about others in order to have good relationship with them.	___①___	___②___	___③___	___④___	___⑤___	___⑥___	___⑦___

115. To what extent do you agree or disagree with each of the following statements?

	Strongly agree	Agree	Some -what agree	Neither agree nor disagree	Some -what disagree	Disagree	Strongly disagree
<b>COMPRND</b> 1) When hiring someone at a private company, even if an unacquainted person is more qualified, it would still be better to give the opportunity to relatives or friends	___①___	___②___	___③___	___④___	___⑤___	___⑥___	___⑦___
<b>PRDTOWN</b> 2) I would be honored when people who come from the same town play an important role in society	___①___	___②___	___③___	___④___	___⑤___	___⑥___	___⑦___

116. To what extent do you agree or disagree with each of the following statements?

Probing	Strongly agree	Agree	Some -what agree	Neither agree nor disagree	Some -what disagree	Disagree	Strongly disagree
<b>OBEYSUP</b> 1) A subordinate should obey the superiors' instructions, even if the person cannot agree with them	___①___	___②___	___③___	___④___	___⑤___	___⑥___	___⑦___
<b>LEADRALL</b> 2) If we have capable leaders, it is better to let them decide everything	___①___	___②___	___③___	___④___	___⑤___	___⑥___	___⑦___

117. To what extent do you agree or disagree with each of the following statements?

	Strongly agree	Agree	Some -what agree	Neither agree nor disagree	Some -what disagree	Disagree	Strongly disagree
<b>MORERISK</b> 1) A life full of risks and chances is more desirable than an ordinary and stable life	___①___	___②___	___③___	___④___	___⑤___	___⑥___	___⑦___
<b>HIGHRTRN</b> 2) With extra money, I would invest in items for high returns even if they are risky	___①___	___②___	___③___	___④___	___⑤___	___⑥___	___⑦___

**INTLAFF**

118. How often do you talk about international issues with your families, friends, or other people?

- |                            |                            |
|----------------------------|----------------------------|
| ___ ① Almost everyday      | ___ ⑤ Several times a year |
| ___ ② Several times a week | ___ ⑥ About once a year    |
| ___ ③ About once a week    | ___ ⑦ Never                |
| ___ ④ About once a month   |                            |





**INTLNEW1 / INTLNEW2 / INTLNEW3 / INTLNEW4 / INTLNEW5 / SOCINEWS / INTLNEW6**

119. From which of the following sources do you learn international news? Check ALL that apply.

\_\_\_ ① Newspapers

\_\_\_ ⑤ Persons

\_\_\_ ② Radio

\_\_\_ ⑥ Social media (for instance, Kakao Talk, Facebook, Line)

\_\_\_ ③ TV

\_\_\_ (7) Other (please specify: \_\_\_\_\_)

\_\_\_ ④ Internet

--	--

120. Please answer the following questions.

120.1 Have you ever been to (country or region)?		120.2 Do you have acquaintances from (country or region)?	
Yes	No	Yes	NO

1) China

**TRVLCN****ACQTCN**

2) Japan

**TRVLJP****ACQTJP**

3) Taiwan

**TRVLTW****ACQTTW**

4) South East Asia

**TRVLSEA****ACQTSEA**

5) Europe

**TRVLEUR****ACQTEUR**

6) North America

**TRVLNAM****ACQTNAM**

121. How would you feel about having members of the people from the following countries or regions? Can you accept the people who are from each of the following countries or regions? (Do not ask about your own country or region.)

121.1 Working alongside me in my job		121.2 On my street as neighbors		121.3 As close kin by marriage	
Yes	No	Yes	No	Yes	No

1) Japan

**SD1JP****SD2JP****SD3JP**

2) Taiwan

**SD1TW****SD2TW****SD3TW**

3) China

**SD1CN****SD2CN****SD3CN**

4) South East Asia

**SD1SEA****SD2SEA****SD3SEA**

5) North America

**SD1NAM****SD2NAM****SD3NAM**

6) Europe

**SD1EUR****SD2EUR****SD3EUR**

122. Would you like \_\_\_\_\_ to increase or decrease in South Korea?

Increase greatly	Increase some	Stay the same	Decrease some	Decrease greatly	Don't know
------------------	---------------	---------------	---------------	------------------	------------

**FORNWKER** 1) foreign workers

\_\_\_ ① \_\_\_ \_\_\_ ② \_\_\_ \_\_\_ ③ \_\_\_ \_\_\_ ④ \_\_\_ \_\_\_ ⑤ \_\_\_ \_\_\_ (8) \_\_\_

**FORNBRID** 2) Foreign brides

\_\_\_ ① \_\_\_ \_\_\_ ② \_\_\_ \_\_\_ ③ \_\_\_ \_\_\_ ④ \_\_\_ \_\_\_ ⑤ \_\_\_ \_\_\_ (8) \_\_\_



123. Now we would like to ask a few questions about relations between (country/region, e.g. South Korea) and other countries. How much do you agree or disagree with these statements?

	Strongly agree	Agree	Some -what agree	Neither agree nor disagree	Some -what disagree	Disagree	Strongly disagree
<b>IMPLIMIO</b> 1) Korea should limit the import of foreign products in order to protect its national economy	___①___	___②___	___③___	___④___	___⑤___	___⑥___	___⑦___
<b>SELFINTO</b> 2) Korea should follow its national interests even if these would lead to conflicts with other nations	___①___	___②___	___③___	___④___	___⑤___	___⑥___	___⑦___
<b>FORCULO</b> 3) Increased exposure to foreign films, music and books is damaging our own culture	___①___	___②___	___③___	___④___	___⑤___	___⑥___	___⑦___

124. Mobility of people, goods, and capital ect. has been increasing among countries/regions, do you think it is good or bad for.

	Very good	Good	Some -what good	Neither good nor bad	Some -what bad	Bad	Very bad	Can't Choose
<b>INTLMOV1</b> 1) The Korea's economy	___①___	___②___	___③___	___④___	___⑤___	___⑥___	___⑦___	___(8)___
<b>INTLMOV2</b> 2) Job opportunities for Korea's workers	___①___	___②___	___③___	___④___	___⑤___	___⑥___	___⑦___	___(8)___
<b>INTLMOV3</b> 3) The Korea's environment	___①___	___②___	___③___	___④___	___⑤___	___⑥___	___⑦___	___(8)___

### CONTACT3

125. On an ordinary day, with how many people other than family members or relatives do you have contacts through telephone, mails, internet, or face-to-face? Your best estimates are: ...

___ ① 0	___ ④ 10-19	___ ⑦ 100 or more	
___ ② 1-4	___ ⑤ 20-49	___ (88) Can't choose	
___ ③ 5-9	___ ⑥ 50-99		

126. How would you assess your abilities in :

	Very good	Good	Fair	Poor	Very poor
<b>ENGPROF1</b> 1) Reading a short article in English newspapers	___①___	___②___	___③___	___④___	___⑤___
<b>ENGPROF2</b> 2) Chatting with English speakers	___①___	___②___	___③___	___④___	___⑤___
<b>ENGPROF3</b> 3) Writing a letter in English	___①___	___②___	___③___	___④___	___⑤___

### EDUABROD

127. Have you ever received education or training in a foreign country for 5 or more days?

___ ① Yes	___ ② No	___ (8) Don't know	
-----------	----------	--------------------	--

※ Next, I would like to ask you some questions on human rights.

### HRRESPEC

128. To what extent do you think human rights are preserved or restricted in Korea?

Probing	___ ① Preserved very well	___ ③ Neither preserved nor restricted	___ ⑤ Restricted a lot	
	___ ② Preserved a little bit	___ ④ Restricted a little bit	___ (8) Don't know	

129. How would you evaluate the efforts of human right preservation done by each of the following public agencies?

	Very positively	Somewhat positively	Neither, Nor	Somewhat negatively	Very negatively	Don't Know
<b>HRPUBO3</b> 1) Police Office	___①___	___②___	___③___	___④___	___⑤___	___(8)___
<b>HRINTL1</b> 2) United Nations	___①___	___②___	___③___	___④___	___⑤___	___(8)___



130. In the last year, have you or your family ever experienced each of the following discrimination or harassment?

Probing	Yes	No	Don't know
<b>DISCRM1</b> 1) Discrimination against social position	① _____	② _____	(8) _____
<b>DISCRM2</b> 2) Discrimination against educational level	① _____	② _____	(8) _____

**HREDUC**

131. Have you ever received any human rights education in schools or other social agencies previously?

Probing	① Yes	② No	(8) Don't know
	_____	_____	_____

**GROCIVIL**

132. There is a term, 'Cosmopolitan Citizen.' How close do you feel you are to the Cosmopolitan Citizen?

Probing	① Very close	③ Not that close	(8) Don't know
	_____	_____	_____
	② Somewhat close	④ Not close at all	

**INFORAID**

133. The government has announced plans to increase foreign aid by 0.2% (about 4 trillion won) of gross national income by 2020 to keep pace with international trends. What do you think about this?

① Increase more	④ Aid less than the current level	
② The scale of the increase is appropriate	⑤ Do not give foreign aid at all	
③ Keep the current level	(8) Don't know	

**CONSCOBJ**

134. Which of the following two opinions is closer to yours? Please select one of the opinions that are closer to yours.

Probing	Conscientious objection to military service for one's individual beliefs or religious reasons...	
	should not be allowed given the division of Korea and national security	may be allowed if one extends his service period or engages in intensive community service
	① Strongly agree ② Somewhat agree	③ Strongly agree ④ Somewhat agree
		Don't know (8) _____

**SNHUMAN**

135. Some people say that at the inter-Korean summit held on April 27, 2018, the North Korean human rights issues should have been discussed along with the nuclear issue. To what extent do you agree or disagree with this view?

① Strongly agree	③ Neither agree nor disagree	⑤ Strongly disagree
② Somewhat agree	④ Somewhat disagree	(8) Don't know

※ Next, I'm going to ask you about family and issues related to families.

**RANK15**

136. If the bottoms social class in Korean society is 1 and the top class is 10, where would you put your family when you were 15 years old (third grade in middle school) on this scale? Please tell me a number.

Bottom class		Top class	Don't know
① _____	② _____	③ _____	④ _____
⑤ _____	⑥ _____	⑦ _____	⑧ _____
⑨ _____	⑩ _____	(88) _____	



**FATOCC15**

137. What was your father's occupation when you were 15 years old (third grade in middle school)? If your father's job changed frequently, please think about the job that he held for the longest period and worked most of the time.

Probing

- \_\_\_ ① Manager (company executive)
- \_\_\_ ② Professional or semi-professional (doctors, lawyers, teachers, real estate agents, etc.)
- \_\_\_ ③ Office worker (general office worker)
- \_\_\_ ④ Service worker (hairdressers, cooks, leisure service workers, including service-related self-employment business owners)
- \_\_\_ ⑤ Sales worker (wholesale and/or retail sales workers, including sales-related self-employment business owners)
- \_\_\_ ⑥ Farming / forestry / fishing industry workers
- \_\_\_ ⑦ Skilled technical worker (tailors, mechanics, install or repair technicians, plasterers or stucco masons, jewelers ect.)
- \_\_\_ ⑧ Semi-skilled technical worker (factory machine operators, vehicle drivers, ect.)
- \_\_\_ ⑨ Simple manual worker (cleaners, security guards, housekeepers, etc.)
- \_\_\_ ⑩ Soldier / civil servant
- \_\_\_ ⑪ Unemployed
- \_\_\_ ⑫ (Father has been) absent
- \_\_\_ (88) Don't know

--	--

**IDEALFAM**

138. Here are three kinds of family. Which of these does fit your image of an ideal family the best?

- \_\_\_ ① Both husband and wife work almost an equal amount and share housework and parenting equally
- \_\_\_ ② Wife does less work for living and does more housework and parenting than husband
- \_\_\_ ③ Only husband works for living and wife does all housework
- \_\_\_ ④ None of the above

--

139. How much do you agree or disagree with each of the following statements?

		Strongly agree	Fairly agree	Somewhat agree	Neither agree nor disagree	Somewhat disagree	Fairly disagree	Strongly disagree
<b>MARIGOLD</b>	1) Marriage is an outdated institution	___①___	___②___	___③___	___④___	___⑤___	___⑥___	___⑦___
<b>WOMENCHD</b>	2) Women must have children in order to live a full, complete life	___①___	___②___	___③___	___④___	___⑤___	___⑥___	___⑦___
<b>LOVCOHAB</b>	3) It is okay for a couple in love to cohabit without getting married	___①___	___②___	___③___	___④___	___⑤___	___⑥___	___⑦___
<b>WOMENROL</b>	4) What women really want are a family and children although they like to work too	___①___	___②___	___③___	___④___	___⑤___	___⑥___	___⑦___
<b>MARABORT</b>	5) If a married couple does not want to have a child anymore, they can choose to have an artificial abortion	___①___	___②___	___③___	___④___	___⑤___	___⑥___	___⑦___
<b>HLPECONO</b>	6) It is natural for parents to provide financial support for their children when they get married	___①___	___②___	___③___	___④___	___⑤___	___⑥___	___⑦___
<b>CHDOBEYP</b>	7) Children should follow the thoughts(will) of their parents as much as possible than his own	___①___	___②___	___③___	___④___	___⑤___	___⑥___	___⑦___
<b>HUSBWIFE</b>	8) The things that husbands and wives should do in family life must be distinguished	___①___	___②___	___③___	___④___	___⑤___	___⑥___	___⑦___

**MARFUTUR**

140. I have question for those who have never been married. Do you have a plan to get married in the future?

- \_\_\_ ① Yes(Go to Q140.1)      \_\_\_ ② No      \_\_\_ (9) Married

--

**MARFUAGE** 140.1 (IF YES) Roughly when do you think you will get married? \_\_\_\_\_ years old

--	--	--



**CHDFUTUR**

141. I have question for those who have never been married or married with no child. Do you have a plan to have children in the future?

\_\_\_ ① Yes(Go to Q141.1) \_\_\_ ② May be not \_\_\_ (9) Have child ☐

**CHDFUAGE** 141.1 (IF YES) When do you think you will have your first child? \_\_\_\_\_ years old

142. How many children do you plan to have in total in your lifetime (including children you already have)?

**NUMOFCHD** • Total number of children: \_\_\_\_\_ (00) None

※ Next, I'm going to ask your opinions about work and workplace culture.

143. Think of people who are recognized as very successful employees at your workplace. Do you think the following characteristics correspond to their characteristics? (If you are not currently employed, please think about your past job or a future job you are likely to get.)

	Strongly agree	Somewhat agree	Neither agree nor disagree	Somewhat disagree	Strongly disagree	Don't know
<b>SUCCEMP1</b> 1) Work long hours	___ ① ___	___ ② ___	___ ③ ___	___ ④ ___	___ ⑤ ___	___ (8) ___
<b>SUCCEMP2</b> 2) Willing to work overtime	___ ① ___	___ ② ___	___ ③ ___	___ ④ ___	___ ⑤ ___	___ (8) ___
<b>SUCCEMP3</b> 3) Can be reached quickly through Kakao Talk / text messages	___ ① ___	___ ② ___	___ ③ ___	___ ④ ___	___ ⑤ ___	___ (8) ___
<b>SUCCEMP4</b> 4) Take a vacation if necessary for family	___ ① ___	___ ② ___	___ ③ ___	___ ④ ___	___ ⑤ ___	___ (8) ___
<b>SUCCEMP5</b> 5) Participate actively in company events or department social gatherings	___ ① ___	___ ② ___	___ ③ ___	___ ④ ___	___ ⑤ ___	___ (8) ___

**SUCCEMPM**

144. Here is a follow-up question. How close are you to the image of the successful people you answered? (If you are not currently employed, please think about your past job or a future job you are likely to get.)

\_\_\_ ① Very close \_\_\_ ③ Normal \_\_\_ ⑤ Not close at all ☐  
 \_\_\_ ② Somewhat close \_\_\_ ④ Not close \_\_\_ (8) Don't know

145. I have a question for those who are currently employed or who were employed in the past. The following question is about your current job. (If you are not currently employed, please think about your past job.)

	Strongly agree	Somewhat agree	Neither agree nor disagree	Somewhat disagree	Strongly disagree	Don't know
<b>WORKPLA1</b> 1) I have a good chance to get a promotion at this company	___ ① ___	___ ② ___	___ ③ ___	___ ④ ___	___ ⑤ ___	___ (8) ___
<b>WORKPLA2</b> 2) I am satisfied to work at this company	___ ① ___	___ ② ___	___ ③ ___	___ ④ ___	___ ⑤ ___	___ (8) ___

**GOODPAYW**

146. Suppose you have a decent amount of income to live without even working. Do you still want to work?

\_\_\_ ① I still want to work \_\_\_ ② I do not want to work \_\_\_ (8) Don't know ☐

**LEISUREI**

147. How important is it to enjoy leisure in your life?

\_\_\_ ① Very important \_\_\_ ③ Neither important nor unimportant \_\_\_ ⑤ Very unimportant ☐  
 \_\_\_ ② Somewhat important \_\_\_ ④ Somewhat unimportant \_\_\_ (8) Don't know

**LIFEWILL**

148. How much freedom do you think you have to choose what happens in your life as you wish?

I can't do what I want  I can do what I want  Don't know   
 \_\_\_ ① \_\_\_ ② \_\_\_ ③ \_\_\_ ④ \_\_\_ ⑤ \_\_\_ ⑥ \_\_\_ ⑦ \_\_\_ ⑧ \_\_\_ ⑨ \_\_\_ ⑩ \_\_\_ (88) \_\_\_



※ Next, I am going to ask you about generation, elderly welfare, or elderly employment.

149. I am going to read out a number of statements about relations between younger and older people. For each one, please tell me if you strongly agree, somewhat agree, somewhat disagree or strongly disagree.

		Strongly disagree	Somewhat disagree	Somewhat agree	Strongly agree	Don't know
<b>GENCONF1</b>	1) Young people and older people do not easily agree on what is best for society	____①____	____②____	____③____	____④____	____(8)____
<b>GENCONF2</b>	2) The media are exaggerating the risk of a conflict between generations	____①____	____②____	____③____	____④____	____(8)____
<b>GENCONF3</b>	3) As older people work until a later age, fewer jobs will be available for younger people	____①____	____②____	____③____	____④____	____(8)____
<b>GENCONF4</b>	4) Because there will be more older voters, political decision making will pay less attention to the needs of young people	____①____	____②____	____③____	____④____	____(8)____
<b>GENCONF5</b>	5) Older people are a burden for society	____①____	____②____	____③____	____④____	____(8)____

150. Now I would read out a few statements related to pension. Please tell me if you strongly agree, somewhat agree, somewhat disagree or strongly disagree.

		Strongly disagree	Somewhat disagree	Somewhat agree	Strongly agree	Don't know
<b>OLDWELF1</b>	1) Our government must make much more money available for pensions and care for the elderly	____①____	____②____	____③____	____④____	____(8)____
<b>OLDWELF2</b>	2) Our government should make it easier for older people in Korea to continue working beyond the normal retirement age, if they wish	____①____	____②____	____③____	____④____	____(8)____
<b>OLDWELF3</b>	3) People in employment will be increasingly reluctant to pay taxes and social contributions to support older people	____①____	____②____	____③____	____④____	____(8)____

151. Older people are not just receiving from society, they can also give something back. Please tell me if you strongly agree, somewhat agree, somewhat disagree or strongly disagree.

<b>Probing</b>		Strongly disagree	Somewhat disagree	Somewhat agree	Strongly agree	Don't know
<b>OLDCONT1</b>	1) Older people make a major contribution as volunteers in charitable and community organizations in Korea	____①____	____②____	____③____	____④____	____(8)____
<b>OLDCONT2</b>	2) The contribution of older people who care for family or other relatives is not appreciated enough in Korea	____①____	____②____	____③____	____④____	____(8)____
<b>OLDCONT3</b>	3) Developing products and services responding to the needs of older people will become a key driver of the economy in Korea	____①____	____②____	____③____	____④____	____(8)____



152. I would like to ask about the role of public authorities. Please tell me if you strongly agree, somewhat agree, somewhat disagree or strongly disagree.

	Strongly disagree	Somewhat disagree	Somewhat agree	Strongly agree	Don't know
<b>GOVRGEN1</b> 1) Local authorities should support associations and initiatives that foster stronger relations between young people and older people	___①___	___②___	___③___	___④___	___(8)___
<b>GOVRGEN2</b> 2) Schools should promote better relations between the young and the old	___①___	___②___	___③___	___④___	___(8)___
<b>GOVRGEN3</b> 3) The government is doing a good job in promoting a better understanding between the young and the old	___①___	___②___	___③___	___④___	___(8)___

153. I want to know your basic perception of older workers. How do you evaluate the following?

	Strongly disagree	Somewhat disagree	Usual	Somewhat agree	Strongly agree	Don't know
<b>AGEIMGE1</b> 1) Experienced and professional	___①___	___②___	___③___	___④___	___⑤___	___(8)___
<b>AGEIMGE2</b> 2) Excellence in leadership and interpersonal skills	___①___	___②___	___③___	___④___	___⑤___	___(8)___
<b>AGEIMGE3</b> 3) Often, they are not loyal to their jobs due to health or physical problems.	___①___	___②___	___③___	___④___	___⑤___	___(8)___
<b>AGEIMGE4</b> 4) It is less adaptive to change.	___①___	___②___	___③___	___④___	___⑤___	___(8)___
<b>AGEIMGE5</b> 5) Conservative and authoritative	___①___	___②___	___③___	___④___	___⑤___	___(8)___

※ Next, let me ask you a few questions about your political views.

154. I would like to know what you think about major politicians and political parties in Korea. Referring to the below examples of ratings, please indicate a degree of your preference towards each politician or party as a temperature on a thermometer.

	0°C (Very negative)	0°C (Very negative)	50°C (Neither favorable nor negative)	70°C (Somewhat favorable)	100°C (Very favorable)
<b>THRMMTR2</b> 1) The Minjoo Party	___①___	___②___	___③___	___④___	___⑤___
<b>THRMMTR8</b> 2) Liberty Korea Party	___①___	___②___	___③___	___④___	___⑤___
<b>THRMMTR9</b> 3) BAREUNMIRAE Party	___①___	___②___	___③___	___④___	___⑤___
<b>THRMMTR10</b> 4) Party for Democracy and Peace	___①___	___②___	___③___	___④___	___⑤___
<b>THRMMTR4</b> 5) Justice Party	___①___	___②___	___③___	___④___	___⑤___
<b>THRMMTR6</b> 6) Moon Jae-In	___①___	___②___	___③___	___④___	___⑤___
<b>THRMMTR11</b> 7) Hong Jun-pyo	___①___	___②___	___③___	___④___	___⑤___
<b>THRMMTR7</b> 8) Ahn Cheol-soo	___①___	___②___	___③___	___④___	___⑤___

155. What do you think about the following statements?

	Strongly agree						Strongly disagree
<b>APATHY1</b> 1) Politicians place their own interests before national concerns.	___①___	___②___	___③___	___④___	___⑤___	___⑥___	___⑦___
<b>APATHY2</b> 2) Politicians say nice words just to get votes.	___①___	___②___	___③___	___④___	___⑤___	___⑥___	___⑦___
<b>APATHY3</b> 3) It is foolish to believe what politicians say.	___①___	___②___	___③___	___④___	___⑤___	___⑥___	___⑦___



156. Here are some different forms of political and social actions that people can take. Please indicate, for each one, whether you have done any of these things in the past year. If you have not done it, please indicate whether you might do it or not.

Probing		Have done it in the past year.	Have done it in the more distant past.	Have not done it but might do it.	Have not done it and would never do it.
<b>SIGNPET</b>	1) Signed a petition.	_____①_____	_____②_____	_____③_____	_____④_____
<b>AVOIDBUY</b>	2) Boycotted, or deliberately bought, certain products for political, ethical or environmental reasons.	_____①_____	_____②_____	_____③_____	_____④_____
<b>JOINDEM</b>	3) Took part in a demonstration.	_____①_____	_____②_____	_____③_____	_____④_____
<b>ATTRALLY</b>	4) Attended a political meeting or rally.	_____①_____	_____②_____	_____③_____	_____④_____
<b>CNTCTGOV</b>	5) Contacted, or attempted to contact, a politician or a civil servant to express your views.	_____①_____	_____②_____	_____③_____	_____④_____
<b>POLFUNDS</b>	6) Donated money or raised funds for a social or political activity.	_____①_____	_____②_____	_____③_____	_____④_____
<b>POLSNS</b>	7) Posted and shared election materials such as writings, pictures, videos, and audios on the Internet, SNS or KakaoTalk.	_____①_____	_____②_____	_____③_____	_____④_____
<b>PARTCYBR</b>	8) Participated in online group activities (ribbon & banner, memorial activity, sharing posts, etc.).	_____①_____	_____②_____	_____③_____	_____④_____
<b>POLREPLY</b>	9) Visiting online community boards (DC, Today Humor, Ilbe, Ppomppu, Ruli Web, etc.), online cafes and clubs, portal sites (Naver, Daum, Nate, etc.), or online news sites, and posting politics-related messages or replying to articles.	_____①_____	_____②_____	_____③_____	_____④_____

157. In the June 13th local elections this year, did each of the following people ask you to vote for a particular candidate or ask you to be involved in other types of political activities?

		Yes	No			Yes	No
<b>LOCELEC1</b>	1) Families or relatives	_____①_____	_____②_____	<b>LOCELEC5</b>	5) Religious group leaders or followers	_____①_____	_____②_____
<b>LOCELEC2</b>	2) Workplace colleagues	_____①_____	_____②_____	<b>LOCELEC6</b>	6) A member of a club or a voluntary association	_____①_____	_____②_____
<b>LOCELEC3</b>	3) Neighbors	_____①_____	_____②_____	<b>LOCELEC7</b>	7) Campaign worker	_____①_____	_____②_____
<b>LOCELEC4</b>	4) Friends	_____①_____	_____②_____	<b>LOCELEC8</b>	8) Other (Specify: _____)	_____①_____	_____②_____

#### ASKCADID

157.1 (If you have been asked at least once) Which party candidate did the person(s) support?

- |                             |  |  |
|-----------------------------|--|--|
| _____ ① The Minjoo Party    | _____ ④ Party for Democracy and Peace  |  |
| _____ ② Liberty Korea Party | _____ ⑤ Justice Party  |  |
| _____ ③ Bareunmirae Party   | _____ ⑥ Other (Specify: _____)   |  |
|                             | _____ ⑦ People who asked me were more than one person and their parties were different |  |



158. Sometimes people are members of diverse groups, gatherings, or associations. Are you a member of any groups, gatherings, or associations listed below? If you are, please tell me how actively involved you are and, if not, indicate whether you have been a member in the past.

		I am a member and actively involved.	I am a member but do not participate	I used to be a member in the past.	I was never a member.
<b>VANEIBR</b>	1) Residents association, neighborhood meeting	①	②	③	④
<b>VASOCSV</b>	2) Community service club	①	②	③	④
<b>VARELIG</b>	3) Religious group	①	②	③	④
<b>VAFRNTY</b>	4) Social gathering, alumni gathering, and hometown association	①	②	③	④
<b>VALEISR</b>	5) Leisure activity groups (hobbies & sports)	①	②	③	④
<b>VAPRFSSN</b>	6) Occupational/professional association / commerce association	①	②	③	④
<b>VAOTH</b>	7) Others (civic association, labor union, politics club, etc.)	①	②	③	④

※ Finally, let me ask you a few questions about the survey

**SURVEYN**

159. Have you received a telephone, internet, or interview survey request in the last 6 months? (Please exclude today's survey)

\_\_\_ ① Yes (**Ask question 159.1**)

\_\_\_ ② No

☐

**SURVEFRQ**

159.1 (IF YES) If you have been asked to do a survey, how many times have you participated? \_\_\_ times

160. I asked you today about various topics.

**KGSSINTR** 1) What was the most interesting question?

\_\_\_\_\_

**KGSSDIFF** 2) What was the most difficult question to answer?

\_\_\_\_\_

**KGSSAGIN**

161. If you are selected to respond to "the Korean General Social Survey" again in the future, would you be willing to participate?

\_\_\_ ① Yes

\_\_\_ (8) Don't know

\_\_\_ ② No

☐



## 《The following questions are asked to the interviewers》

※ Please answer these questions right after the interview is completed with no respondents present

162. INTERVIEWER ID: \_\_\_\_\_

163. Interview date and time

\_\_\_\_Month \_\_\_\_Date \_\_\_\_Day

\_\_\_\_a.m. \_\_\_\_p.m. FROM: Hour\_\_\_\_ Minute\_\_\_\_ TO: Hour\_\_\_\_ Minute\_\_\_\_

164. Who filled out this questionnaire?

- \_\_\_\_ (1) Interviewer did all  
 \_\_\_\_ (2) Respondent did all  
 \_\_\_\_ (3) Respondent did partially

} (GO TO Q.165)

164.1 (IF RESPONDENT DID PARTIALLY) Question numbers that were filled out by the respondent

FROM: Q\_\_\_\_ TO: Q\_\_\_\_

||

FROM: Q\_\_\_\_ TO: Q\_\_\_\_

165. Were there any persons present during the interview? If so, who were those persons? Choose all that apply

- \_\_\_\_ (0) None  
 \_\_\_\_ (1) Children under age 6  
 \_\_\_\_ (2) Children above age 6  
 \_\_\_\_ (3) Spouse/ partner  
 \_\_\_\_ (4) Other adults(excluding interviewers)  
 \_\_\_\_ (5) Interviewer accompanied  
 (Accompanied interviewer's ID: \_\_\_\_\_)

166. What was the respondent's attitude during the interview?

- \_\_\_\_ (1) Very cooperative  
 \_\_\_\_ (2) Somewhat cooperative  
 \_\_\_\_ (3) Not very cooperative  
 \_\_\_\_ (4) Not cooperative at all

167. How good was the respondent's understanding of the questions?

- \_\_\_\_ (1) Good  
 \_\_\_\_ (2) Fair  
 \_\_\_\_ (3) Poor

168. How difficult was it to contact the respondent?

- \_\_\_\_ (1) Very difficult  
 \_\_\_\_ (2) Somewhat difficult  
 \_\_\_\_ (3) Not very difficult  
 \_\_\_\_ (4) Not difficult at all

169. How difficult was it to conduct this interview with the respondent?

- \_\_\_\_ (1) Very difficult  
 \_\_\_\_ (2) Somewhat difficult  
 \_\_\_\_ (3) Not very difficult  
 \_\_\_\_ (4) Not difficult at all



### 《 Interviewer's Remarks for the Final Incomplete Survey 》

※ This survey is to collect simple information about the interviews still not completed at the final round. Each interviewer should find out all answers as much as possible for the following questions without giving the respondent too much burden. In order for the Survey Research Center to make a final decision about the completeness/incompleteness of the interview, the following information is necessary.

170. Has a contact made with a targeted household?

\_\_\_ (1) Yes (contact made) \_\_\_ (2) No (contact not made) (Go to Q.148)

☐

170.1 Were you able to confirm who the respondent was?

\_\_\_ (1) Yes \_\_\_ (2) No (Go to Q.171)

☐

170.2 What was the most important reason why the survey could not be completed?

- \_\_\_ (1) Visited at an inappropriate time (e.g., illness, child, in the middle of other businesses).  
 \_\_\_ (2) Not interested in the survey.  
 \_\_\_ (3) Not familiar with the topics (e.g., experiencing a difficulty in answering about the topics).  
 \_\_\_ (4) Thinking it was a waste of time.  
 \_\_\_ (5) Thinking it was a waste of money.  
 \_\_\_ (6) Did not want to give personal information.  
 \_\_\_ (7) Did not want a survey whatsoever (due to a strong refusal).  
 \_\_\_ (8) Participated in surveys many times in the past.  
 \_\_\_ (9) Could not trust a survey.  
 \_\_\_ (10) Had bad experiences in surveys.  
 \_\_\_ (11) Did not like the topics.  
 \_\_\_ (12) Spouse, or members of family or household did not allow participation in the survey.  
 \_\_\_ (13) Did not want (or afraid) to have a stranger in the residence.  
 \_\_\_ (14) Other: \_\_\_\_\_

☐

170.3 Was the respondent a man or a woman?

\_\_\_ (1) Man \_\_\_ (2) Woman

☐

170.4 Which of the following did the respondent's age correspond to?

- \_\_\_ (1) 20s (including 18 and 19) \_\_\_ (5) 60s  
 \_\_\_ (2) 30s \_\_\_ (6) 70s  
 \_\_\_ (3) 40s \_\_\_ (7) 80s  
 \_\_\_ (4) 50s \_\_\_ (8) 90s or older

☐

170.5 Did the respondent have a job that earned him/her an income?

\_\_\_ (1) Yes \_\_\_ (2) No

☐

170.6 What is the highest level of school respondent has attended?

- \_\_\_ (1) Elementary school or below \_\_\_ (4) Junior college (2-3 year college)  
 \_\_\_ (2) Middle school \_\_\_ (5) University (4-year college)  
 \_\_\_ (3) High school \_\_\_ (6) Graduate school (master/doctoral degree)

☐

171. Which of the following types did the respondent's dwelling structure correspond to?

- \_\_\_ (1) Freestanding house \_\_\_ (3) Villa \_\_\_ (5) Multi unit house \_\_\_ (7) Office hotel  
 \_\_\_ (2) Apartment \_\_\_ (4) Townhouse \_\_\_ (6) One room/studio \_\_\_ (77) Others: \_\_\_\_\_

☐

171.1 Was there a door lock at the entrance to the respondent's household? (A door lock refers to a locking device at a building entrance such as in an apartment that you can unlock it using an electronic key or by entering a password)

\_\_\_ (1) Yes \_\_\_ (2) No

☐

172. What do you think is the economic status of the respondent's household?

- \_\_\_ (1) Bottom of the bottom \_\_\_ (3) Bottom of the middle \_\_\_ (5) Bottom of the top  
 \_\_\_ (2) Top of the bottom \_\_\_ (4) Top of the middle \_\_\_ (6) Top of the top

☐



## 《 Interview Attempt Results Classification Codes 》

※ After the last interview is finished, please mark corresponding codes with “O” in the Interviewer’s Recording column. (Continued on the back)

		Detailed Codes	Interviewer’s Recording
Interviews		Interview completed	
No-interview	Refusal	Refusal, household member	
		Refusal, respondent	
		Break-off	
	Non-contact	Unable to enter building/reaching housing unit	
		Unable to reach household member living in the housing unit	
		Respondent away/unavailable	
	Other	Dead	
		Physically or mentally unable/incompetent	
	Language	Household-level language problem	
		Respondent language problem	
		Language competency insufficient for interview	
	Other		
Unknown eligibility, non-interview		Unknown if the targeted housing unit existed	
		Not attempted or worked although selected	
		Unable to reach/unsafe area	
		Unable to locate address	
		Unknown if eligible respondent was there	
		Household-level refusal	
		Other	
Not eligible		Not a housing unit	
		Not a housing unit: institution	
		Group quarters	
		Vacant housing unit	
		Regular, vacant residences	
		Seasonal/vacation/temporary residence	
		No eligible respondent in the household	
		Other	



## 《 Kish Table 》

List	Number of household member						Type of the survey questionnaire
	1	2	3	4	5	6 +	
1	1	1	2	2	3	3	A
2	1	1	2	2	3	3	B
3	1	2	3	3	3	5	A
4	1	2	3	4	5	6	B
5	1	2	3	4	5	6	A
6	1	1	1	1	2	2	B
7	1	1	1	1	1	1	A
8	1	1	1	1	1	1	B
9	1	2	3	4	5	5	A
10	1	2	2	3	4	4	B
11	1	2	2	3	4	4	A
12	1	1	1	2	2	2	B

## 《 A List of People Aged 18+ in the Sampled Household 》

※ Please fill out the following table at the sampled household, and mark “O” on the number of the respondent (whose date of birth is earlier than the interview date but closest to the interview date)

House hold Member Number	Sex	Year of Birth	Date of Birth	Solar calendar / Lunar calendar	Respondent
1		Year	Month		
2		Year	Month		
3		Year	Month		
4		Year	Month		
5		Year	Month		
6		Year	Month		
7		Year	Month		
8		Year	Month		
9		Year	Month		
10		Year	Month		



## 《 Record of Visits to Sampled Household 》

※ When the survey is completed, please mark “O” in the Completed column.

Number of visits	Visit Date	Completed	Reason for Incomplete	Scheduled Revisit Date	Accompanied Interviewer's ID
1	__Month __Day __Day of Week __: __			__Month __Day __Day of Week __: __	
2	__Month __Day __Day of Week __: __			__Month __Day __Day of Week __: __	
3	__Month __Day __Day of Week __: __			__Month __Day __Day of Week __: __	
4	__Month __Day __Day of Week __: __			__Month __Day __Day of Week __: __	
5	__Month __Day __Day of Week __: __			__Month __Day __Day of Week __: __	
6	__Month __Day __Day of Week __: __			__Month __Day __Day of Week __: __	
7	__Month __Day __Day of Week __: __			__Month __Day __Day of Week __: __	
8	__Month __Day __Day of Week __: __			__Month __Day __Day of Week __: __	
9	__Month __Day __Day of Week __: __			__Month __Day __Day of Week __: __	
10	__Month __Day __Day of Week __: __			__Month __Day __Day of Week __: __	

## 《 Reason for Incomplete 》

① Visited, but no one was there
② Household member was present, but no eligible respondent
③ Respondent or household member requested revisit
④ Respondent scheduled an interview date and time
⑤ Respondent unavailable at the scheduled time
⑥ Respondent refused to interview
⑦ Other household member refused to interview
⑧ Break-off in the middle of the interview (partially completed)
⑨ Other: _____



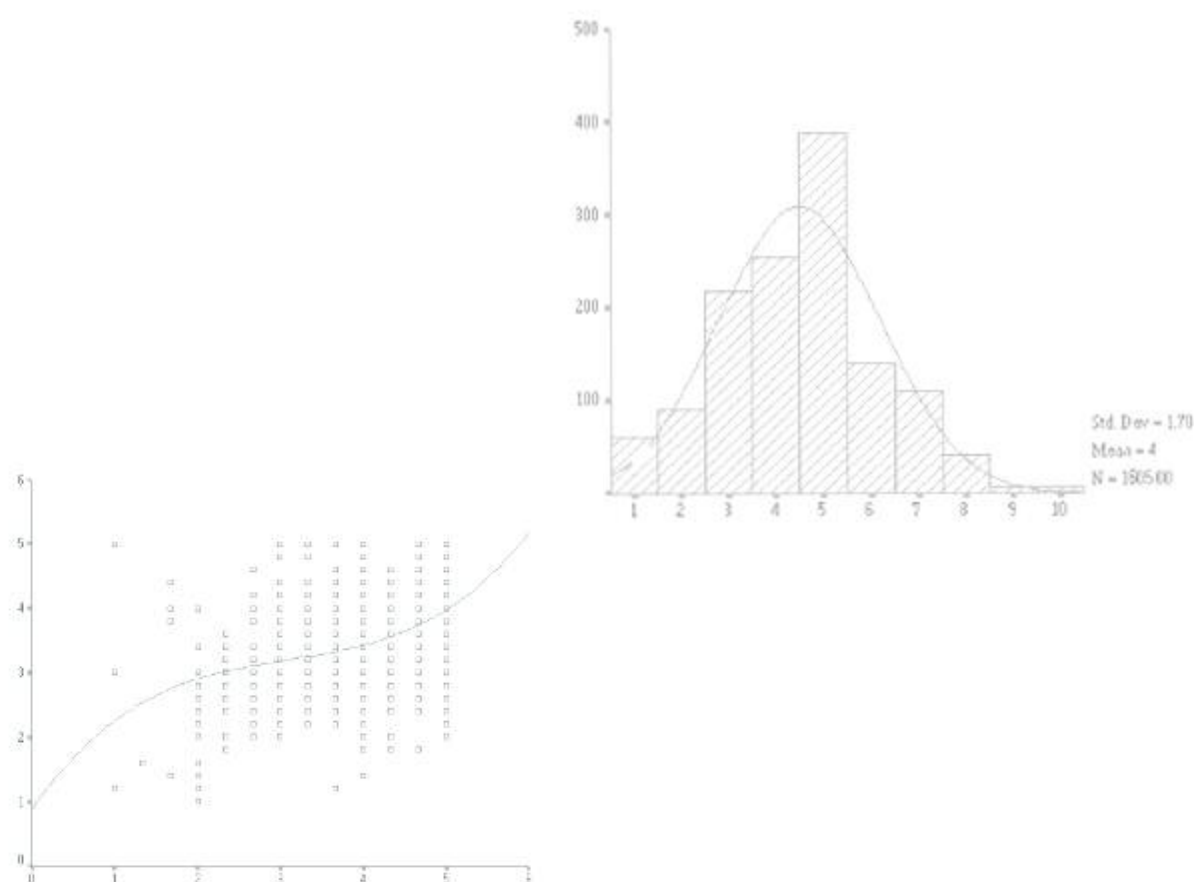
Block ID      Household ID

				-		
--	--	--	--	---	--	--



# 2018 Korean General Social Survey

## [ 2018 KGSS ] Type B



Survey Research Center, Sungkyunkwan University

25-2, Seonggyungwan-ro, Jongno-gu, Seoul, Republic of Korea (03063)  
 (Tel.) +82-2-760-1270 (E-mail) kgss.src@gmail.com (Web) <http://kgss.skku.edu>

This research is conducted with the financial support of Sungkyunkwan University, the Institute for Social Development and Policy Research at Seoul National University, the Korea Institute for Health and Social Affairs, and the Korea Institute of Public Administration.



## Greetings

We, the Survey Research Center (SRC) at Sungkyunkwan University, have been conducting the Korea General Social Survey (KGSS) since 2003. This year, professors and students from 45 universities throughout Korea are co-participating in this research. We are trying to build up the data to be used for the comprehensive understanding of Korean society and global studies comparing many countries. The research is composed of questions regarding major political, economic, and social issues of Korea, the International Social Survey (ISSP) questions conducted by 45 countries around the world, and questions from the East Asian Social Survey (EASS).

The respondents were methodically selected so that the sample can accurately represent the Korean population. Our student interviewers visited you because you were selected as a respondent. Please find time in your busy schedule and participate in this study. Your responses will be strictly confidential.

Thank you.

July 2018  
Survey Research Center, Sungkyunkwan University  
Jibum Kim

연구 책임자: 김지범\*(성균관대 사회학과)

공동 연구자: 강정환\*(연세대학교 사회학과), 김석호\*(서울대학교 사회학과), 김창환\*(켄사스대학교 사회학과), 박원호\*(서울대학교 정치학과), 이윤석\*(서울시립대학교 도시사회학과), 최성수\*(성균관대학교 사회학과), 최슬기(KDI 국제정책대학원)

전국 45개 대학 참여교수 및 자문위원:

서울: 이재열 자문위원장(서울대학교 사회학과), 계봉오\*, 신동준(국민대학교 사회학과), 김두환\*(덕성여자대학교 사회학과), 김선웅\*(동국대학교 통계학과), 김영원\*(숙명여자대학교 통계학과), 김중백\*, 송재룡(경희대학교 사회학과), 유은혜\*(숭실대학교 사회학과), 이민아\*(중앙대학교 사회학과), 이재목\*(한국외국어대학교 정치외교학과), 임동균\*, 김주연(서울시립대학교 사회학과), 김옥태(한국방송통신대학교), 박찬웅, 한준(연세대학교 사회학과), 이명진, 심재만(고려대학교 사회학과), 이용모(건국대학교 행정학과), 최선헌, 김현수(이화여자대학교 사회학과), 하상웅(서강대학교 정치학과)

경기도: 송인덕\*(중부대학교 신문방송학과), 신준옥\*(성결대학교 사회복지학과), 신희주\*(가톨릭대학교 사회학과), 여정희\*(인하대학교 소비자학과), 윤상길\*(신한대학교 언론학과), 이건\*(경기대학교 행정학과), 한지은\*(평택대학교 사회복지학과), 김정인(수원대학교 행정학과), 박정선(경찰대학교 행정학과), 변종석(한신대학교 응용통계학과), 유우현(인천대학교 신문방송학과), 차승은(수원대학교 아동청소년학과), 호정화(아주대학교 사회학과)

강원도: 엄한진\*, 이기홍(한림대학교 사회학과), 이태정\*(연세대학교 경제학과), 정성호\*(강원대학교 사회학과)

충청북도: 염지혜\*(중원대학교 사회복지학과), 이해진\*(충북대학교 사회학과), 이정환(청주대학교 사회학과)

충청남도: 이주열\*(남서울대학교 보건행정학과), 최준혁\*(순천향대학교 미디어컨텐츠학과), 황명진\*(고려대학교 사회학과), 황선재\*(충남대학교 사회학과), 이원재(카이스트 문화기술대학원), 이혜경(배재대학교 공공정책학과)

경상북도: 류성진\*(대구대학교 미디어커뮤니케이션학과), 박종규\*(경북대학교 심리학과), 신형진\*, 조주은(경북대학교 사회학과), 윤우석\*(계명대학교 경찰행정학과), 김한곤(영남대학교 사회학과)

경상남도: 김희재\*(부산대학교 사회학과), 박철현\*(동의대학교 경찰행정학과), 송유진\*, 윤상우(동아대학교 사회학과), 예동근\*(부경대학교 국제학부), 이진혁\*(창원대학교 신문방송학과), 이성균\*(울산대학교 사회복지학과), 최태룡\*(경상대학교 사회학과), 김동완(경남대학교 사회학과)

전라북도: 설동훈\*, 김재우(전북대학교 사회학과), 한내창\*(원광대학교 원불교학과)

전라남도: 김영태\*(목포대학교 정치언론홍보학과), 신지원\*(전남대학교 사회학과), 조선일\*(순천대학교 행정학과), 지병근\*(조선대학교 정치외교학과)

제주도: 김동주\*(제주대학교 탐라연구원), 최현(제주대학교 사회학과)

\*는 2018년 조사에 참여하는 공동연구자 및 자문위원



※ To begin with, I would like to ask you a few questions about this society.

**HELPIFUL**

1. Would you say that most of the time people try to be helpful, or they are mostly just looking out for themselves?

- \_\_\_ ① Try to be helpful                      \_\_\_ (3) Depends □  
 \_\_\_ ② Just look out for themselves                      \_\_\_ (8) Don't know

**FAIR**

2. Do you think most people would try to take advantage of you if they got a chance, or would they try to be fair?

- \_\_\_ ① Would take advantage of you                      \_\_\_ (3) Depends □  
 \_\_\_ ② Would try to be fair                      \_\_\_ (8) Don't know

**CANTRUST**

3. Generally speaking, would you say that people can be trusted, or that you can't be too careful in dealing with people?

- \_\_\_ ① People can almost always be trusted.                      \_\_\_ ③ You usually can't be too careful in dealing with people. □  
 \_\_\_ ② People can usually be trusted.                      \_\_\_ ④ You almost always can't be too careful in dealing with people.

4. I am going to name some institutions in this country. As far as the people running these institutions are concerned, would you say you have a great deal of confidence, only some confidence, or hardly any confidence at all in them?

Probing

		A great deal confidence	Only some confidence	Hardly any confidence at all	Don't know
<b>CONBUS</b>	1) Major companies	___ ① ___	___ ② ___	___ ③ ___	___ (8) ___
<b>CONCLERG</b>	2) Organized religion	___ ① ___	___ ② ___	___ ③ ___	___ (8) ___
<b>CONEDUC</b>	3) Education	___ ① ___	___ ② ___	___ ③ ___	___ (8) ___
<b>CONLABOR</b>	4) Organized labor	___ ① ___	___ ② ___	___ ③ ___	___ (8) ___
<b>CONPRESS</b>	5) Newspaper	___ ① ___	___ ② ___	___ ③ ___	___ (8) ___
<b>CONTV</b>	6) TV	___ ① ___	___ ② ___	___ ③ ___	___ (8) ___
<b>CONMEDIC</b>	7) Medicine	___ ① ___	___ ② ___	___ ③ ___	___ (8) ___
<b>CONGOVT</b>	8) Executive branch of the national government	___ ① ___	___ ② ___	___ ③ ___	___ (8) ___
<b>CONLGOVT</b>	9) Local government	___ ① ___	___ ② ___	___ ③ ___	___ (8) ___
<b>CONLEGIS</b>	10) Congress	___ ① ___	___ ② ___	___ ③ ___	___ (8) ___
<b>CONJUDGE</b>	11) The Supreme Court	___ ① ___	___ ② ___	___ ③ ___	___ (8) ___
<b>CONSCI</b>	12) Scientific community	___ ① ___	___ ② ___	___ ③ ___	___ (8) ___
<b>CONARMY</b>	13) Military	___ ① ___	___ ② ___	___ ③ ___	___ (8) ___
<b>CONFINAN</b>	14) Banks and financial institutions	___ ① ___	___ ② ___	___ ③ ___	___ (8) ___
<b>CONBLUHO</b>	15) The Blue House	___ ① ___	___ ② ___	___ ③ ___	___ (8) ___
<b>CONCSO</b>	16) Civic Activist Organizations	___ ① ___	___ ② ___	___ ③ ___	___ (8) ___
<b>CONRCH</b>	17) Public opinion research centers	___ ① ___	___ ② ___	___ ③ ___	___ (8) ___

**RELIABLE**

5. Generally, how trustful do you perceive this society to be? A score of 0 indicates a society that is hardly trustful, while a score of 10 indicates a society that is very trustful.

Hardly  
trustful

Very trustful

Don't  
know

\_\_\_0 \_\_\_1 \_\_\_2 \_\_\_3 \_\_\_4 \_\_\_5 \_\_\_6 \_\_\_7 \_\_\_8 \_\_\_9 \_\_\_10 \_\_\_(88)



**KRPROUD**

6. How proud are you of being South Korean?

- \_\_\_ ① Very proud                      \_\_\_ ③ Not very proud                      \_\_\_ (8) Don't know
- \_\_\_ ② Somewhat proud                      \_\_\_ ④ Not proud at all

☐

7. How proud are you of South Korea in each of the following?

		Not proud at all	Not very proud	Somewhat proud	Very proud	Don't know
<b>PROUDEM16B</b>	1) The way democracy works	___ ① ___	___ ② ___	___ ③ ___	___ ④ ___	___ (8) ___
<b>PROUDPOL16A</b>	2) Its political influence in the world	___ ① ___	___ ② ___	___ ③ ___	___ ④ ___	___ (8) ___
<b>PROUDECO16A</b>	3) Economic achievements	___ ① ___	___ ② ___	___ ③ ___	___ ④ ___	___ (8) ___
<b>PROUDSSS16A</b>	4) Its social security system	___ ① ___	___ ② ___	___ ③ ___	___ ④ ___	___ (8) ___
<b>PROUDSCI16A</b>	5) Its scientific and technological achievements	___ ① ___	___ ② ___	___ ③ ___	___ ④ ___	___ (8) ___
<b>PROUDSPT16A</b>	6) Its achievements in sports	___ ① ___	___ ② ___	___ ③ ___	___ ④ ___	___ (8) ___
<b>PROUDART16A</b>	7) Its achievements in the arts and literature	___ ① ___	___ ② ___	___ ③ ___	___ ④ ___	___ (8) ___
<b>PROUDMIL16A</b>	8) Armed forces	___ ① ___	___ ② ___	___ ③ ___	___ ④ ___	___ (8) ___
<b>PROUDHIS16A</b>	9) Its history	___ ① ___	___ ② ___	___ ③ ___	___ ④ ___	___ (8) ___
<b>PROUDGRP16B</b>	10) Its fair and equal treatment of all groups in society	___ ① ___	___ ② ___	___ ③ ___	___ ④ ___	___ (8) ___

**REBORNKR**

8. Suppose you could be reborn in any country of your choice. Would you like to start your next life in South Korea or in some other country?

- \_\_\_ ① I prefer Korea                      \_\_\_ (3) Other (**Specify:** \_\_\_\_\_)
- \_\_\_ ② I prefer some other country                      \_\_\_ (8) Don't know

☐**SUPERKR**

9. Do you think that Korean think that they are superior compared to Westerners, or are they inferior?

- \_\_\_ ① Excellent                      \_\_\_ ③ Same                      \_\_\_ (5) Other (**Specify:** \_\_\_\_\_)
- \_\_\_ ② Inferior                      \_\_\_ ④ It cannot be said that it is one thing                      \_\_\_ (8) Don't know

☐**SEDISTAN**

10. Which country do you feel closest to among the following countries?

- \_\_\_ ① USA                      \_\_\_ ③ North Korea                      \_\_\_ ⑤ Russia
- \_\_\_ ② Japan                      \_\_\_ ④ China                      \_\_\_ (8) Don't know

☐**NORTHWHO**

11. What do you think North Korea is to us? Please choose one answer only among the following.

- \_\_\_ ① A country to support                      \_\_\_ ③ A country to guard against                      \_\_\_ (8) Don't know
- \_\_\_ ② A country to cooperate with                      \_\_\_ ④ A country to fight against

☐**UNIFI**

12. To what extent do you think the unification between South and North Korea is necessary?

- \_\_\_ ① Very necessary                      \_\_\_ ③ Somewhat unnecessary                      \_\_\_ (8) Don't know
- \_\_\_ ② Somewhat necessary                      \_\_\_ ④ Very unnecessary

☐**WARPOS**

13. How likely do you think there will be a war on the Korean peninsula in the future?

- \_\_\_ ① Very likely                      \_\_\_ ③ Not very likely                      \_\_\_ (8) Don't know
- \_\_\_ ② Somewhat likely                      \_\_\_ ④ Not likely at all

☐



## CURGOV

14. On the whole, how good do you think the current government is in administering state affairs?

- \_\_\_\_ ① Very good  
 \_\_\_\_ ② Somewhat good  
 \_\_\_\_ ③ Neither good nor poor  
 \_\_\_\_ ④ Somewhat poor  
 \_\_\_\_ ⑤ Very poor  
 \_\_\_\_ ⑧ Don't know

**PRTYID18**

15. Currently which political party do you support most?

- \_\_\_\_ ① The Minjoo Party  
 \_\_\_\_ ② Liberty Korea Party  
 \_\_\_\_ ③ Bareunmirae Party  
 \_\_\_\_ ④ Party for Democracy and Peace  
 \_\_\_\_ ⑤ Justice Party  
 \_\_\_\_ (66) Other (**Specify:** \_\_\_\_\_)  
 \_\_\_\_ (77) None of these (**GO TO Q15.1**)  
 \_\_\_\_ (88) Don't know

Probing

A diagram showing a large rectangle divided into four quadrants by a vertical dashed line and a horizontal dashed line. The top-left quadrant is labeled 'a', the top-right 'b', the bottom-left 'c', and the bottom-right 'd'.

## PRTYPR18

(IF NONE OF THESE)

15.1 If you do not actively support any party, is there a party you usually feel favorable toward?

- \_\_\_\_ ① The Minjoo Party  
 \_\_\_\_ ② Liberty Korea Party  
 \_\_\_\_ ③ Bareunmirae Party  
 \_\_\_\_ ④ Party for Democracy and Peace  
 \_\_\_\_ ⑤ Justice Party  
 \_\_\_\_ (66) Other (**Specify:** \_\_\_\_\_)  
 \_\_\_\_ (77) None of these  
 \_\_\_\_ (88) Don't know

Probing

## VOTE18

16. Did you vote in the 7th Nationwide local elections (June 13, 2018)?

- \_\_\_\_ ① Voted  
       ↓  
 \_\_\_\_ ② Did not vote  
 \_\_\_\_ (8) Don't know  
 \_\_\_\_ (9) Not eligible

### Probing

} (GO TO Q17)

## VOTE181

16.1 (IF YOU VOTED) Which party's heads of local governments candidate did you vote in the Jun(2018)'s the 7th Nationwide local elections?

- \_\_\_\_ ① The Minjoo Party  
 \_\_\_\_ ② Liberty Korea Party  
 \_\_\_\_ ③ Bareunmirae Party  
 \_\_\_\_ ④ Party for Democracy and Peace  
 \_\_\_\_ ⑤ Justice Party  
 \_\_\_\_ (66) Other (**Specify** : \_\_\_\_\_)  
 \_\_\_\_ (77) None of these  
 \_\_\_\_ (88) Don't know

Probing

A diagram showing a rectangular box divided into two equal halves by a vertical dashed line. The left half is labeled 'a' and the right half is labeled 'b'.

## PARTYLR

17. To what degree do you think yourself politically liberal or conservative?

- ☐ ① Very liberal
 ☐ ④ Somewhat conservative  
☐ ② Somewhat liberal
 ☐ ⑤ Very conservative  
☐ ③ Neither liberal nor conservative
 ☐ ⑧ Don't know

### Probing

**SATPOL**

18. How satisfied are you with the current state of politics in South Korea?

- \_\_\_\_ ① Very satisfied  
 \_\_\_\_ ② Somewhat satisfied  
 \_\_\_\_ ③ Neither satisfied nor dissatisfied  
 \_\_\_\_ ④ Somewhat dissatisfied  
 \_\_\_\_ ⑤ Very dissatisfied  
 \_\_\_\_ ⑧ Don't know

## RANK

19. In our society there are groups which tend to be towards the top and groups which tend to be towards the bottom. Below is a scale that runs from top (10) to bottom (1). Where would you put yourself now on this scale?

Bottom

Top

Don't know

- ① ② ③ ④ ⑤ ⑥ ⑦ ⑧ ⑨ ⑩ (88)



**SATFIN**

20. How satisfied are you with the economic condition of your family?

- \_\_\_ ① Very satisfied                      \_\_\_ ④ Somewhat dissatisfied  
 \_\_\_ ② Somewhat satisfied                \_\_\_ ⑤ Very dissatisfied  
 \_\_\_ ③ Neither satisfied nor dissatisfied    \_\_\_ (8) Don't know

21. Which of the followings is the most important in order for business firms to win people's favor? Which comes next?

- |                         |                                       |                                  |                                    |
|-------------------------|---------------------------------------|----------------------------------|------------------------------------|
| ① Increasing exports    | ③ Paying tax honestly                 | ⑤ Producing quality goods        | ⑦ Protecting environment           |
| ② Increasing employment | ④ Ensuring transparency in management | ⑥ Contributing to social welfare | ⑧ Building a good image of the CEO |

FAVOR1 1) First: \_\_\_\_\_ (88) Don't know

FAVOR2 2) Second: \_\_\_\_\_ (88) Don't know

**RUNELECTB**

22. According to the Public Official Election Act of the Republic of Korea, anyone can run for election, except those who were found financially incompetent, who received a sentence of imprisonment, imprisonment without prison labor, or who received a more serious sentence; who have not completed their sentences, and who have been suspended to run for elected office by the court,. Therefore, the people shown in <Example> can run for election. If the Public Official Elections Act is amended, do you want to prevent any of the following candidates from running? You do not need to tell us specifically about each person; just let us know the number of people you want to limit candidacy.

Probing

Homosexuals, Chaebol chairpersons, Religious clergymen (Protestant reverends, Buddhist monks, or Catholic priests), Feminist, Trade union leaders, Naturalized immigrants
---

- \_\_\_ ① 0                                      \_\_\_ ⑤ 4  
 \_\_\_ ② 1                                      \_\_\_ ⑥ 5  
 \_\_\_ ③ 2                                      \_\_\_ ⑦ 6  
 \_\_\_ ④ 3                                      \_\_\_ (8) Don't know

**HEALTHY**

23. In general, would you say your health is... ?

- \_\_\_ ① Excellent                      \_\_\_ ③ Good                      \_\_\_ ⑤ Poor  
 \_\_\_ ② Very good                      \_\_\_ ④ Fair                      \_\_\_ (8) Don't know

**ATTEND**

24. How often do you attend religious services?

- \_\_\_ (01) A few times a week                      \_\_\_ (06) Once a year  
 \_\_\_ (02) Once a week                      \_\_\_ (07) Less than once a year  
 \_\_\_ (03) Two or three times a month                      \_\_\_ (08) NEVER  
 \_\_\_ (04) Once a month                      \_\_\_ (88) Don't know  
 \_\_\_ (05) Several times a year

**RELIG**

25. What is your religion?

- \_\_\_ ① Buddhism                      \_\_\_ ④ No religion (GO TO Q.26)  
 \_\_\_ ② Protestant                      \_\_\_ (77) Other (Specify : \_\_\_\_\_)  
 \_\_\_ ③ Catholic

Probing

**RELITEN**

25.1 (IF YOU HAVE A RELIGION) Do you call yourself a strong, or not a very strong follower of your religion?

- \_\_\_ ① Strong                      \_\_\_ ③ Not very strong  
 \_\_\_ ② Somewhat strong                      \_\_\_ (8) Don't know



**RELTEACH**

25.2 (IF YOU HAVE A RELIGION) What would you do if there is a conflict between what you think is right and the teachings of the religion in daily life?

What I think is right	←		→	The teachings of religion	Can't choose		
___ ① ___	___ ② ___	___ ③ ___	___ ④ ___	___ ⑤ ___	___ ⑥ ___	___ ⑦ ___	___ ⑧ ___

**RETURNFM**

26. If you have an opportunity, would you like to move to the countryside and become a farmer?

Probing	___ ① Yes, I would	___ (3) Other ( <b>Specify:</b> _____)	
	___ ② No, I wouldn't	___ (8) Don't Know	

**URBRURAL**

27. Which of the categories below comes closest to the type of place you are living in now?

Probing	___ ① A big city	___ ④ A country village	
	___ ② The suburbs or outskirts of a big city	___ ⑤ A farm or home in the country	
	___ ③ A small city or a town	___ (8) Don't know	

※ Next, I'm going to ask you about the policy

**MINIWAGE**

28. This year, the government raised the minimum wage by 16.3% to KRW7,530 per hour. Which of the following is the closest to your opinion?

___ ① It is too high	___ ③ It is appropriate	___ ⑤ It should be raised much more	
___ ② It is somewhat high	___ ④ It should be raised a little more	___ (8) Don't know	

**MINILIFE**

29. A Universal Basic Income is a policy that provides all citizens, regardless of their background and employment status, a regular, livable sum of money. It is currently experimented in a few countries and regions. Do you agree with implementing the policy in our country?

Probing	___ ① Strongly disagree	___ ③ Neither	___ ⑤ Strongly agree	
	___ ② Disagree	___ ④ Agree	___ (8) Don't know	

30. How much do you agree or disagree with each of these statements?

Probing		Strongly disagree	Somewhat disagree	Neither agree nor disagree	Somewhat agree	Strongly agree	Don't know
<b>CHSTDJOB</b>	1) The current government policy promotes shifting the employment status of irregular workers in certain public sectors to regular ones	___ ① ___	___ ② ___	___ ③ ___	___ ④ ___	___ ⑤ ___	___ (8) ___
<b>INCMIDTX</b>	2) In order to expand social welfare, middle class and ordinary people, not only the rich, should also pay more taxes	___ ① ___	___ ② ___	___ ③ ___	___ ④ ___	___ ⑤ ___	___ (8) ___
<b>INCPUJOB</b>	3) In order to create more jobs, the government should increase the number of public sector jobs	___ ① ___	___ ② ___	___ ③ ___	___ ④ ___	___ ⑤ ___	___ (8) ___

**CHDOROLD**

31. There are two views on setting priorities among policies for children and the elderly for Korea's future. Which view is closer to yours?

___ ① Policies for children should take priority over policies for the elderly	
___ ② Policies for the elderly should take priority over policies for children	
___ (3) Other ( <b>Specify:</b> _____)	
___ (8) Don't Know	



**MVCONTRY**

32. Now that the migration policy from urban to rural areas is being promoted, in a word do you agree or disagree with the migration policy to rural areas?

- \_\_\_ ① Agree                      \_\_\_ ③ Slightly disagree                      \_\_\_ (8) Don't know  
 \_\_\_ ② Slightly agree                      \_\_\_ ④ Disagree

**NUKPLTOB**

33. What direction do you think our country's nuclear power development policy should go?

Probing

- \_\_\_ ① Reduce nuclear power                      \_\_\_ ③ Expand nuclear power  
 \_\_\_ ② Stay at the current level of nuclear power                      \_\_\_ (8) Don't know

**※ Next, I would like to ask a few questions concerning the role of government. Government here indicates the central government.**

34. Here are some things the government might do for the economy. Please show which actions you are in favor of and which you are against.

Probing

Strongly in favor of	In favor of	Neither in favor of nor against	Against	Strongly against	Can't choose
-------------------------	----------------	---------------------------------------	---------	---------------------	-----------------

- |                |   |           |           |           |           |           |             |
|----------------|---|-----------|-----------|-----------|-----------|-----------|-------------|
| <b>GOVSUP1</b> | 1) Cuts in government spending.                                 | ___ ① ___ | ___ ② ___ | ___ ③ ___ | ___ ④ ___ | ___ ⑤ ___ | ___ (8) ___ |
| <b>GOVSUP2</b> | 2) Government financing of projects to create new jobs.         | ___ ① ___ | ___ ② ___ | ___ ③ ___ | ___ ④ ___ | ___ ⑤ ___ | ___ (8) ___ |
| <b>GOVSUP3</b> | 3) Less government regulation of business.                      | ___ ① ___ | ___ ② ___ | ___ ③ ___ | ___ ④ ___ | ___ ⑤ ___ | ___ (8) ___ |
| <b>GOVSUP4</b> | 4) Support for industry to develop new products and technology. | ___ ① ___ | ___ ② ___ | ___ ③ ___ | ___ ④ ___ | ___ ⑤ ___ | ___ (8) ___ |
| <b>GOVSUP5</b> | 5) Support for declining industries to protect jobs.            | ___ ① ___ | ___ ② ___ | ___ ③ ___ | ___ ④ ___ | ___ ⑤ ___ | ___ (8) ___ |
| <b>GOVSUP6</b> | 6) Reducing the working week to create more jobs.               | ___ ① ___ | ___ ② ___ | ___ ③ ___ | ___ ④ ___ | ___ ⑤ ___ | ___ (8) ___ |

35. Listed below are various areas of government spending. Please show whether you would like to see more or less government spending in each area. Remember that if you say "much more", it might require a tax increase to pay for it.

Spend much more	Spend more	Spend the same as now	Spend less	Spend much less	Can't choose
-----------------------	---------------	-----------------------------	---------------	--------------------	-----------------

- |                |                                   |           |           |           |           |           |             |
|----------------|-----------------------------------|-----------|-----------|-----------|-----------|-----------|-------------|
| <b>GOVSPD1</b> | 1) The environment                | ___ ① ___ | ___ ② ___ | ___ ③ ___ | ___ ④ ___ | ___ ⑤ ___ | ___ (8) ___ |
| <b>GOVSPD2</b> | 2) Health                         | ___ ① ___ | ___ ② ___ | ___ ③ ___ | ___ ④ ___ | ___ ⑤ ___ | ___ (8) ___ |
| <b>GOVSPD3</b> | 3) The police and law enforcement | ___ ① ___ | ___ ② ___ | ___ ③ ___ | ___ ④ ___ | ___ ⑤ ___ | ___ (8) ___ |
| <b>GOVSPD4</b> | 4) Education                      | ___ ① ___ | ___ ② ___ | ___ ③ ___ | ___ ④ ___ | ___ ⑤ ___ | ___ (8) ___ |
| <b>GOVSPD5</b> | 5) The military and defence       | ___ ① ___ | ___ ② ___ | ___ ③ ___ | ___ ④ ___ | ___ ⑤ ___ | ___ (8) ___ |
| <b>GOVSPD6</b> | 6) Old age pensions               | ___ ① ___ | ___ ② ___ | ___ ③ ___ | ___ ④ ___ | ___ ⑤ ___ | ___ (8) ___ |
| <b>GOVSPD7</b> | 7) Unemployment benefit           | ___ ① ___ | ___ ② ___ | ___ ③ ___ | ___ ④ ___ | ___ ⑤ ___ | ___ (8) ___ |
| <b>GOVSPD8</b> | 8) Culture and the arts           | ___ ① ___ | ___ ② ___ | ___ ③ ___ | ___ ④ ___ | ___ ⑤ ___ | ___ (8) ___ |

36. People have different opinions on who should provide services in Korea. Who do you think should primarily provide...

Government	Private companies/ for-profit organizations	Non-profit organization s/charities/c operatives	Religious organizations	Family, relatives or friends	Can't choose
------------	--	---	----------------------------	------------------------------------	-----------------

- |                 |                                   |           |           |           |           |           |             |
|-----------------|-----------------------------------|-----------|-----------|-----------|-----------|-----------|-------------|
| <b>CAREMED</b>  | 1) Health care for the sick.      | ___ ① ___ | ___ ② ___ | ___ ③ ___ | ___ ④ ___ | ___ ⑤ ___ | ___ (8) ___ |
| <b>CAREAGED</b> | 2) Care for older people.         | ___ ① ___ | ___ ② ___ | ___ ③ ___ | ___ ④ ___ | ___ ⑤ ___ | ___ (8) ___ |
| <b>CARECHLD</b> | 3) School education for children. | ___ ① ___ | ___ ② ___ | ___ ③ ___ | ___ ④ ___ | ___ ⑤ ___ | ___ (8) ___ |



37. How successful do you think the government in Korea is nowadays in each of the following areas?

	Very successful	Quite successful	Neither successful nor unsuccessful	Quite unsuccessful	Very unsuccessful	Can't choose
<b>GOVPER1</b> 1) Providing health care for the sick	①	②	③	④	⑤	(8)
<b>GOVPER2</b> 2) Providing a decent standard of living for the old	①	②	③	④	⑤	(8)
<b>GOVPER3</b> 3) Dealing with threats to Korea security	①	②	③	④	⑤	(8)
<b>GOVPER4</b> 4) Controlling crime	①	②	③	④	⑤	(8)
<b>GOVPER5</b> 5) Fighting unemployment	①	②	③	④	⑤	(8)
<b>GOVPER6</b> 6) Protecting the environment	①	②	③	④	⑤	(8)

※ Next questions target human nature, morality and individuality.

38. What do you think of human nature, individual's moral character and personality? Choose a number from 1 to 7.

1) **HUMNAT**

Human nature is basically bad.		Human nature is basically good.				
①	②	③	④	⑤	⑥	⑦

2) **MORALBRN**

Individual morality is decided by the given environment.		Individual morality is decided upon birth.				
①	②	③	④	⑤	⑥	⑦

※ Now we will ask you some questions about opinion polls and their role in our society.

**POLLATT1**

39. How much trust do you place in the results of polls

① A great deal	③ Not so much	(8) Don't know
② Somewhat	④ Not at all	

**POLLATT2**

40. Some parties use polling to decide on candidates in their primaries. What do you think about this practice?

① It is a very desirable method.	③ It is not a good method.	(8) Don't know
② It is not an ideal method, yet we have no better way to do it.	④ It should not be done, ever.	

**POLLATT3**

41. Which of the following statements is closer to your opinion?

① Polling is a reliable, scientific way to measure the political views of voters	
② Polling is easy manipulated and presents a biased measure of the political views of voters	
(8) Don't know	

**POLLATT4**

42. During election cycles, many media outlets run the results of polls. When you are voting, how much do you rely on such information?

① A great deal	③ Not so much	(8) Don't know
② Somewhat	④ Not at all	



**POLLATT5**

43. How much do you feel that having elections makes politicians pay attention to what the people think?

- \_\_\_ ① A great deal                      \_\_\_ ③ Not so much                      \_\_\_ (8) Don't know
- \_\_\_ ② Somewhat                      \_\_\_ ④ Not at all

**POLLATT6**

44. How much do you feel that having polls makes politicians pay attention to what the people think?

- \_\_\_ ① A great deal                      \_\_\_ ③ Not so much                      \_\_\_ (8) Don't know
- \_\_\_ ② Somewhat                      \_\_\_ ④ Not at all

※ This time, I am going to ask you a few questions about attitudes toward, and experience related to, suicide.

45. Do you agree or disagree with each of the statements about suicide?

Probing

If someone is ... then that person has the right to commit suicide.

Yes

No

Don't know

**SUICIDE131** 1) suffering incurable disease

①

②

(8)

**SUICIDE132** 2) bankrupt

①

②

(8)

**SUICIDE133** 3) dishonoring the family

①

②

(8)

**SUICIDE134** 4) tired of living and wants to die

①

②

(8)

46. Did you ever think about or have experienced each of the followings in the past?

In the past year did you...

Yes

No

**THINKSUIYR** 1) Think about suicide?

①

②

**PLANSUIYR** 2) Have a suicide plan?

①

②

**ATTMTSUIYR** 3) Attempt suicide?

①

②

※ Next, I'm going to ask about your family.

**FBIRTHPL / MBIRTHPL**

47. In which country were your parents born?

• Father: \_\_\_\_\_

• Mother: \_\_\_\_\_

**KIDNUMIO**

48. How many children (sons and daughters) have you had? Please include those who are living together with you or not and also include those who were born by natural birth or who were adopted (Don't include, however, those who are deceased).

• Total: \_\_\_\_\_

\_\_\_ (00) None

**HOMPOP**

49. How many family members, including yourself, live at your residence? Do not include those who are temporarily living elsewhere due to schooling, employment, military service, etc.

Probing

• NUMBER OF FAMILY MEMBERS LIVING WITH RESPONDENT: \_\_\_\_\_

**SEPAPOP**

50. Are there any family members who are living somewhere else due to schooling, employment, military service, etc.? (If there are) How many such persons are there?

Probing

• NUMBER OF FAMILY MEMBERS LIVING AWAY FROM RESPONDENT: \_\_\_\_\_ (00) None

**UNRELAT**

51. How many persons live in your house who are not your family members (e.g., friends, partner, etc.)?

Probing

• NUMBER OF NON-FAMILY MEMBERS LIVING WITH RESPONDENT: \_\_\_\_\_ (00) None



52. I would like to ask about your relationship with your family members. Family members include those living in your house, living somewhere else, and those who are not blood-related to you but live in your house. Please answer the following questions accordingly.

Probing

(WRITE DOWN THE PERSON'S RELATIONSHIP TO THE RESPONDENT FIRST, AND THEN ASK THE PERSON'S SEX, AGE, MARITAL STATUS, CO-RESIDENCE STATUS, THE REASON FOR LIVING ELSEWHERE, EMPLOYMENT STATUS, AND THE REASON FOR NOT WORKING. MAKE SURE TO ASK ABOUT EACH AND EVERYONE COUNTED IN QUESTIONS 49, 50 AND 51 ABOVE.)

- 1) Relation to respondent
- 2) Is [PERSON] male or female?
- 3) How old is [PERSON]?
- 4) Is [PERSON] now married, widowed, divorced, separated, cohabiting, or never married?
- 5) Is [PERSON] living in your house, or is [PERSON] staying somewhere else?
- 6) (IF [PERSON] IS TEMPORARILY STAYING ELSEWHERE) What is the primary reason for not living together?
- 7) Is [PERSON] currently working for pay?
- 8) (IF NOT WORKING) What is the primary reason for not working?

SERIAL NO	1) Relation to respondent		2) Sex		3) Age	4) Marital status		5) Co-Residence Status				7) Employment status			
	Relation	Code	① M	② F		Status	Code	① Living together	② Not living together	6) Reason for not living together		① Employed	② Not employed	8) Reason for not working	
										Reason	Code			Reason	Code
1	RELATE		SEX		AGE		MARITAL		AWAY		WHYAWY		EMPLY		WHYNOE
2	RELATE2		GENDER2		OLD2		MAR2		AWAY2		WHYAWY2		EMPLY2		WHYNOE2
3	RELATE3		GENDER3		OLD3		MAR3		AWAY3		WHYAWY3		EMPLY3		WHYNOE3
4	RELATE4		GENDER4		OLD4		MAR4		AWAY4		WHYAWY4		EMPLY4		WHYNOE4
5	RELATE5		GENDER5		OLD5		MAR5		AWAY5		WHYAWY5		EMPLY5		WHYNOE5
6	RELATE6		GENDER6		OLD6		MAR6		AWAY6		WHYAWY6		EMPLY6		WHYNOE6
7	RELATE7		GENDER7		OLD7		MAR7		AWAY7		WHYAWY7		EMPLY7		WHYNOE7
8	RELATE8		GENDER8		OLD8		MAR8		AWAY8		WHYAWY8		EMPLY8		WHYNOE8
9	RELATE9		GENDER9		OLD9		MAR9		AWAY9		WHYAWY9		EMPLY9		WHYNOE9
10	RELATE10		GENDER10		OLD10		MAR10		AWAY10		WHYAWY10		EMPLY10		WHYNOE10

## 《 CODE LISTS 》

1) Relation to respondent			4) Marital status	6) Reasons for living elsewhere	8) Reasons for not working	
(01) Respondent	(11) Grand child	(21) Parent's sibling	① Married	(01) Schooling	(01) Below school age	(11) Searching for job
(02) Spouse	(12) Grand child's spouse	(22) Friend	② Widowed	(02) Employment	(02) In school	(12) Studying
(03) 1st child	(13) Parent	(23) Boarder	③ Divorced	(03) Military service	(03) Staying at home	(13) In the army
(04) 2nd child	(14) Spouse's parent	(24) Housemaid	④ Separated	(04) Respondent's schooling	(04) Old age	(14) Business Failure
(05) 3rd child	(15) Sibling	(25) Partner	⑤ Never married	(05) Respondent's employment	(05) Illness	(15) Do not want to get a job
(06) 4th child	(16) Spouse's sibling	(26) Care provider	⑥ Cohabiting	(77) OTHER (SPECIFY:_____)	(06) Disabled	(17) Religious Belief
(07) 5th child	(17) Grand parent	(77) OTHER (SPECIFY:_____)			(07) Temporarily not working	(18) To Take care of family
(08) 6th child	(18) Nephew/Niece				(08) Unemployed	(19) Can't get a job
(09) 7th child	(19) Cousin				(09) Retired	(77) OTHER (SPECIFY:_____)
(10) Child's spouse	(20) Sibling's spouse				(10) Retired under the age limit	

HHWHO / HDHEAD / HHSEX / HHAGE / HHMARI / HHAWAY / HHWHYAWY / HHEMPLOY / HHWHYNOE

53. Who is the household head?

Probing

SERIAL NUMBER: \_\_\_\_\_

--	--



※ Now, I would like to ask you about how much education you and your family members have received.

**EDUC**

54. What is the highest level of school you have attended?

Probing	____ (00) NO FORMAL SCHOOL ____ (08) OTHERS (EX. SEODANG)  <input type="checkbox"/>	____ (01) Elementary school    ____ (04) Junior college(Two or three-year course) ____ (02) Junior high school    ____ (05) College (Four-year course) ____ (03) High school    ____ (06) Graduate school (Masters) ____ (07) Graduate school (PhD) <input type="checkbox"/>		<input type="text"/>	<input type="text"/>
		<b>GRADUATE</b>			
		54.1 Did you graduate from this school, or are you currently attending?			
		____ ① Graduated	____ ② Dropped out <input type="checkbox"/>	____ ③ Currently attending <input type="checkbox"/>	
	<input type="checkbox"/>	<b>DROPYR</b> 54.2 In what grade did you drop out? ____ GRADE	<b>CURRYR</b> 54.3 What grade are you in? ____ GRADE	<input type="text"/>	<input type="text"/>

**SPEDUC**

55. What is the highest level of school your spouse has attended?

Probing	____ (99) NO SPOUSE ____ (00) NO FORMAL SCHOOL ____ (08) OTHERS (EX. SEODANG)  <input type="checkbox"/>	____ (01) Elementary school    ____ (04) Junior college(Two or three-year course) ____ (02) Junior high school    ____ (05) College (Four-year course) ____ (03) High school    ____ (06) Graduate school (Masters) ____ (07) Graduate school (PhD)) <input type="checkbox"/>		<input type="text"/>	<input type="text"/>
		<b>SPGRAD</b>			
		55.1 Did your spouse graduate from this school, or is spouse currently attending?			
		____ ① Graduated	____ ② Dropped out <input type="checkbox"/>	____ ③ Currently attending <input type="checkbox"/>	
	<input type="checkbox"/>	<b>SPDROPYR</b> 55.2 In what grade did your spouse drop out? ____ GRADE	<b>SPCURRYR</b> 55.3 What grade is your spouse in? ____ GRADE	<input type="text"/>	<input type="text"/>

**PAEDUC**

56. What is the highest level of school your father has attended?

Probing	____ (00) NO FORMAL SCHOOL ____ (08) OTHERS (EX. SEODANG) ____ (88) DON'T KNOW  <input type="checkbox"/>	____ (01) Elementary school    ____ (04) Junior college(Two or three-year course) ____ (02) Junior high school    ____ (05) College (Four-year course) ____ (03) High school    ____ (06) Graduate school (Masters) ____ (07) Graduate school (PhD) <input type="checkbox"/>		<input type="text"/>	<input type="text"/>
		<b>PAGRAD</b>			
		56.1 Did he graduate from this school, or is he currently attending?			
		____ ① Graduated	____ ② Dropped out <input type="checkbox"/>	____ ③ Currently attending <input type="checkbox"/>	
	<input type="checkbox"/>	<b>PADROPYR</b> 56.2 In what grade did he drop out? ____ GRADE	<b>PACURRYR</b> 56.3 What grade is he in? ____ GRADE	<input type="text"/>	<input type="text"/>

**MAEDUC**

57. What is the highest level of school your mother has attended?

Probing	____ (00) NO FORMAL SCHOOL ____ (08) OTHERS (EX. SEODANG) ____ (88) DON'T KNOW  <input type="checkbox"/>	____ (01) Elementary school    ____ (04) Junior college(Two or three-year course) ____ (02) Junior high school    ____ (05) College (Four-year course) ____ (03) High school    ____ (06) Graduate school (Masters) ____ (07) Graduate school (PhD) <input type="checkbox"/>		<input type="text"/>	<input type="text"/>
		<b>MAGRAD</b>			
		57.1 Did she graduate from this school, or is she currently attending?			
		____ ① Graduated	____ ② Dropped out <input type="checkbox"/>	____ ③ Currently attending <input type="checkbox"/>	
	<input type="checkbox"/>	<b>MADROPYR</b> 57.2 In what grade did he drop out? ____ GRADE	<b>MACURRYR</b> 57.3 What grade is he in? ____ GRADE	<input type="text"/>	<input type="text"/>



※ Next, I am going to ask about your main job.

INCMR

58. Do you have a job that provides income?

Probing

<input type="checkbox"/> ① Yes <input type="checkbox"/>		<input type="checkbox"/> ② No <input type="checkbox"/>	
<b>EMPED 58.1</b> Do you work for someone else? <input type="checkbox"/> ① Yes <input type="checkbox"/>		<b>UNSRCH</b> 58.16 Over the last 7 days, did you actively look for a job? <input type="checkbox"/> ① Yes <input type="checkbox"/> ② No	
<b>WGSTAT</b> 58.2 What is your employment status? <input type="checkbox"/> ① Regular employee <input type="checkbox"/> ② Temporary employee <input type="checkbox"/> ③ Day labor <b>WGPTFL</b> 58.3 Are you working part time or full time? <input type="checkbox"/> ① Part-time <input type="checkbox"/> ② Full-time <b>WGWKHR</b> 58.4 How many hours a week do you work on average? _____ Hours _____ (888) DON'T KNOW <b>WGSTAB</b> 58.5 Is it possible to keep this job as long as you want? <input type="checkbox"/> ① Yes <input type="checkbox"/> ② No <b>WGSECT</b> 58.6 Are you employed by the government, a publicly owned firm, a private firm, or a non-profit organization? <input type="checkbox"/> ① Government <input type="checkbox"/> ② Publicly owned firm <input type="checkbox"/> ③ Private firm <input type="checkbox"/> ④ Non-profit organization <b>WGUNN</b> 58.7 Are you a union member? <input type="checkbox"/> ① Yes <input type="checkbox"/> ② No (GO TO Q.58.7.1) <b>WGUNNP</b> (IF NOT UNION MEMBER) 58.7.1 Were you a member of trade union before? <input type="checkbox"/> ① Yes <input type="checkbox"/> ② No <div style="text-align: center;"> <input type="checkbox"/> <input type="checkbox"/> <input type="checkbox"/> </div>	<b>SFSTAT</b> 58.9 If not employed, are you working for the family, self-employed with no employees, or self-employed with employees? <input type="checkbox"/> ① Working for family without being paid <input type="checkbox"/> ② Self-employed with no employees <input type="checkbox"/> ③ Self-employed with employees (GO TO Q.58.9.1) <b>SFNOHI</b> (IF SELF-EMPLOYED WITH EMPLOYEES) 58.9.1 How many employees do you employ? <b>NUMBER OF EMPLOYEES:</b> _____ <b>SFPTFL</b> 58.10 Are you working part time or full time? <input type="checkbox"/> ① Part-time <input type="checkbox"/> ② Full-time <b>SFWKHR</b> 58.11 How many hours a week do you work on average? _____ Hours _____ (888) DON'T KNOW <b>SFTENYR / SFTENMO</b> 58.12 How long have you worked for the current work? _____ Years _____ Months <div style="text-align: center;"> <input type="checkbox"/> </div>	<b>UNXTINC</b> 58.17 Do you have any sources of income? This interest or dividends, rent, social security, other pensions, alimony or child support, public aid (welfare), and armed forces or veteran's allotment. <input type="checkbox"/> ① Yes <input type="checkbox"/> ② No (GO TO Q.58.18) <div style="text-align: center;"> <input type="checkbox"/> </div> <b>UNXTINCO / UNXTINCM</b> Monthly Average Income: _____ MAN(10,000) WON (CODE NO.: _____) <b>UNWKEX</b> 58.18 Have you ever had a paid job? <input type="checkbox"/> ① Yes <input type="checkbox"/> ② No (GO TO Q.60) <b>UNSTAT</b> 58.19 What type of job did you have at that time? <input type="checkbox"/> ① Worked for government <input type="checkbox"/> ② Worked for publicly owned firm <input type="checkbox"/> ③ Worked for private firm <input type="checkbox"/> ④ Worked for non-profit organization <input type="checkbox"/> ⑤ Worked for family without being paid <input type="checkbox"/> ⑥ Self-employed with no employees <input type="checkbox"/> ⑦ Self-employed with employees (GO TO Q.58.19.1) <b>UNNOHI</b> 58.19.1 How many employees did you employ? <b>NUMBER OF EMPLOYEES:</b> _____ _____ (888) DON'T KNOW <b>UNSUBO</b> 58.20 Did you have any subordinates in your workplace whom you directly managed and supervised? <input type="checkbox"/> ① Yes <input type="checkbox"/> ② No <b>UNWKHR</b> 58.21 How many hours a week did you work on average? _____ Hours _____ (888) DON'T KNOW	
<b>NUMSUP</b> 58.13.1 How many subordinates do you have in your workplace whom you manage and supervise? _____ persons (IF NOT HAVE, GO TO Q58.14) <b>EMSUBO</b> 58.13.2 Do you have any subordinates in your workplace whom you directly manage and supervise? <input type="checkbox"/> ① Yes <input type="checkbox"/> ② No <input type="checkbox"/> (8) DON'T KNOW <b>RINCOMO/ RINCOME</b> 58.14 Before taxes and other deductions, what is your total monthly average income from this job? This includes your base pay, bonuses, and other allowances. (IF THE RESPONDENT'S SPOUSE DOES NOT HAVE A REGULAR MONTHLY INCOME (EX. FARMER), THEN DIVIDE THE ESTIMATED ANNUAL INCOME BY 12) ABOUT _____ MAN(10,000) WON (CODE NO.: _____) _____ (88) DON'T KNOW <b>RXTINC / RXTINCO / RXTINCM</b> 58.15 Beside income from your main job, do you have other sources of income? This includes interest or dividends, rent, social security, other pensions, alimony or child support, public aid (welfare), and armed forces or veteran's allotment. If any, what is your monthly average income? <input type="checkbox"/> ① Yes <input type="checkbox"/> ② No (GO TO Q.59) <div style="text-align: center;"> <input type="checkbox"/> </div> Other Monthly Average Income: _____ MAN(10,000) WON (CODE NO.: _____) _____ (88) DON'T KNOW			

INDUSTRY / INDUS08 / INDUS16 / OCC / OCC08 / OCC16A / OCC16B / OCC16C / OCC16D / OCC16E

59. What kind of work do you normally do? What do you actually do in that job? If currently not working, tell me about your last job.

Probing

59.1 INDUSTRY: \_\_\_\_\_

59.2 OCCUPATION: \_\_\_\_\_

59.3 JOB DESCRIPTION: \_\_\_\_\_



※ Next, I am going to ask about your spouse's main job.

SPINCMR

60. Does your spouse have a job that provides income? \_\_\_\_\_ (9) NO SPOUSE (GO TO Q.62)

Probing

_____ ① Yes <input type="checkbox"/>	_____ ② No <input type="checkbox"/>
<p><b>SPEMPED 60.1</b> Does your spouse work for someone else?</p>	
_____ ① Yes <input type="checkbox"/>	_____ ② No <input type="checkbox"/>
<p><b>SPWGSTAT</b> 60.2 What is your spouse's employment status?</p> <p>_____ ① Regular employee _____ ② Temporary employee _____ ③ Day labor</p> <p><b>SPWGPFTL</b> 60.3 Is your spouse working part time or full time?</p> <p>_____ ① Part-time _____ ② Full-time</p> <p><b>SPWGWKHR</b> 60.4 How many hours a week does your spouse work on average?</p> <p>_____ Hours _____ (888) DON'T KNOW</p> <p><b>SPWGSTAB</b> 60.5 Is it possible for your spouse to keep this job as long as s/he wants?</p> <p>_____ ① Yes _____ (8) DON'T KNOW _____ ② No</p> <p><b>SPWGSECT</b> 60.6 Is your spouse employed by the government, a publicly owned firm, a private firm, or a non-profit organization?</p> <p>_____ ① Government _____ ② Publicly owned firm _____ ③ Private firm _____ ④ Non-profit organization</p> <p><b>SPWGUNN</b> 60.7 Is your spouse a union member?</p> <p>_____ ① Yes _____ ② No (GO TO Q.60.7.1)</p> <p><b>SPWGUNNP</b> (IF NOT UNION MEMBER) 60.7.1 Was your spouse a member of trade union before?</p> <p>_____ ① Yes _____ ② No</p> <p style="text-align: center;"><input type="checkbox"/></p>	<p><b>SPSFSTAT</b> 60.8 If not employed, is your spouse working for the family, self-employed with no employees, or self-employed with employees?</p> <p>_____ ① Working for family without being paid _____ ② Self-employed with no employees _____ ③ Self-employed with employees (GO TO Q.60.8.1)</p> <p><b>SPSFNOHI</b> (IF SELF-EMPLOYED WITH EMPLOYEES) 60.8.1 How many employees does your spouse employ?</p> <p><b>NUMBER OF EMPLOYEES:</b> _____</p> <p><b>SPSFPTFL</b> 60.9 Is your spouse working part time or full time?</p> <p>_____ ① Part-time _____ ② Full-time</p> <p><b>SPSFWKHR</b> 60.10 How many hours a week does your spouse work on average?</p> <p>_____ Hours _____ (888) DON'T KNOW</p>
<p><b>SPNUMSUP</b> 60.11.1 How many subordinates does your spouse have in the workplace whom s/he manages and supervises?</p> <p>_____ persons (IF NOT HAVE, GO TO Q60.12)</p> <p><b>SPEMSUBO</b> 60.11.2 Does your spouse have any subordinates in the workplace whom s/he directly manages and supervises?</p> <p>_____ ① Yes _____ ② No _____ (8) DON'T KNOW</p> <p><b>SPINCOMO / SPINCOME</b> 60.12 Before taxes and other deductions, what is your spouse's total monthly average income from this job? This includes his/her base pay, bonuses, and other allowances. (IF THE RESPONDENT'S SPOUSE DOES NOT HAVE A REGULAR MONTHLY INCOME (EX FARMER), THEN DIVIDE THE ESTIMATED ANNUAL INCOME BY 12)</p> <p>ABOUT _____ MAN(10,000) WON (CODE NO.: _____) _____ (888) DON'T KNOW</p> <p><b>SPXTINC / SPXTINCO / SPXTINCM</b> 60.13 Beside income from the main job of your spouse, does your spouse have other sources of income? This includes interest or dividends, rent, social security, other pensions, alimony or child support, public aid (welfare), and armed forces or veteran's allotment. If any, what is his/her monthly average income?</p> <p>_____ ① Yes _____ ② No (GO TO Q.61)</p> <p style="text-align: center;"><input type="checkbox"/></p> <p>Other Monthly Average Income: _____ MAN(10,000) WON (CODE NO.: _____) _____ (888) DON'T KNOW</p>	
<p><b>SPUNSRCH</b> 60.14 Over the last 7 days, did your spouse actively look for a job?</p> <p>_____ ① Yes _____ ② No</p> <p><b>SPUNXTN / SPUNXTNO / SPUNXTNM</b> 60.15 Does your spouse have any sources of income? This interest or dividends, rent, social security, other pensions, alimony or child support, public aid (welfare), and armed forces or veteran's allotment.</p> <p>_____ ① Yes _____ ② No (GO TO Q.60.16)</p> <p style="text-align: center;"><input type="checkbox"/></p> <p>Monthly Average Income: _____ MAN(10,000)WON (CODE NO.: _____) _____ (888) DON'T KNOW</p> <p><b>SPUNWKEK</b> 60.16 Has your spouse ever had a paid job?</p> <p>_____ ① Yes _____ ② No (GO TO Q.62)</p> <p><b>SPUNSTAT</b> 60.17 What type of job did your spouse have at that time?</p> <p>_____ ① Worked for government _____ ② Worked for publicly owned firm _____ ③ Worked for private firm _____ ④ Worked for non-profit organization _____ ⑤ Worked for family without being paid _____ ⑥ Self-employed with no employees _____ ⑦ Self-employed with employees (GO TO Q.60.17.1)</p> <p><b>SPUNNOHI</b> 60.17.1 How many employees did your spouse employ?</p> <p><b>NUMBER OF EMPLOYEES:</b> _____ _____ (8888) DON'T KNOW</p> <p><b>SPUNSUBO</b> 60.18 Did your spouse have any subordinates in the workplace whom s/he directly managed and supervised?</p> <p>_____ ① Yes _____ ② No _____ (8) DON'T KNOW</p> <p><b>SPUNWKHR</b> 60.19 How many hours a week did your spouse work on average?</p> <p>_____ Hours _____ (888) DON'T KNOW</p>	

**SPIND / SPINDO8 / SPIND16 / SPOCC / SPOCCO8 / SPOCC16A / SPOCC16B / SPOCC16C / SPOCC16D / SPOCC16E**

61. What kind of work does your spouse normally do? What does s/he actually do in that job? If currently not working, tell me about his/her last job.

Probing

61.1 INDUSTRY: \_\_\_\_\_

61.2 OCCUPATION: \_\_\_\_\_

61.3 JOB DESCRIPTION: \_\_\_\_\_



**INCOMO / INCOME**

62. What is the approximate total monthly income of your household before tax deductions? Please include the income of all household members, including yourself, such as employment income, interest, property and rental income, pensions, various subsidies, or personal financial support received from others.

(For agricultural income or similar, divide the annual income by 12 to enter the monthly amount, and be sure to account for the income of all household members listed in questions 49, 50, and 51, whether they live with you or not. However, exclude household members who do not share finances.)

• **APPROXIMATELY:** \_\_\_\_\_MAN(10,000) WON (CODE NUMBER: \_\_\_\_\_) \_\_\_\_\_ (88) Don't know

**HOUSTYPE**

63. What type of housing do you currently live in?

\_\_\_ ① Detached house

\_\_\_ ③ Multi family residential

\_\_\_ ② Apartment

\_\_\_ (4) Other (Specify: \_\_\_\_\_)

**HOUSOWNS**

64. What form of housing do you currently have?

\_\_\_ ① Own house

\_\_\_ ④ Monthly rent without deposit

\_\_\_ ② Jeonse

\_\_\_ ⑤ Free

\_\_\_ ③ Monthly rent with deposit

\_\_\_ (8) Don't know

※ Next questions are on your attitude towards your life.

65. Please answer the questions about yourself by indicating the extent of your agreement. Please tell me your thoughts honestly. Please try not to let your responses to one question influence your response to other questions. There are no right or wrong answers.

Probing

		Strongly Disagree	Disagree	Neither Agree nor Disagree	Agree	Strongly Agree	Don't know
<b>LOTR1</b>	1) Even in uncertain situations, I usually expect the best result.	___ ① ___	___ ② ___	___ ③ ___	___ ④ ___	___ ⑤ ___	___ (8) ___
<b>LOTR2</b>	2) If something can possibly go wrong for me, it always does.	___ ① ___	___ ② ___	___ ③ ___	___ ④ ___	___ ⑤ ___	___ (8) ___
<b>LOTR3</b>	3) I am always optimistic about my future.	___ ① ___	___ ② ___	___ ③ ___	___ ④ ___	___ ⑤ ___	___ (8) ___
<b>LOTR4</b>	4) I hardly ever expect things to go my way.	___ ① ___	___ ② ___	___ ③ ___	___ ④ ___	___ ⑤ ___	___ (8) ___
<b>LOTR5</b>	5) I rarely count on good things happening to me.	___ ① ___	___ ② ___	___ ③ ___	___ ④ ___	___ ⑤ ___	___ (8) ___
<b>LOTR6</b>	6) Overall, I expect good things to happen to me rather than bad.	___ ① ___	___ ② ___	___ ③ ___	___ ④ ___	___ ⑤ ___	___ (8) ___

※ Next, I'm going to ask about your basic principles and values.

**HAPPY**

66. If you were to consider your life in general these days, how happy or unhappy would you say you are, on the whole...

\_\_\_ ① Very happy

\_\_\_ ③ Not very happy

\_\_\_ (8) Can't choose

\_\_\_ ② Fairly happy

\_\_\_ ④ Not at all happy

**FAMSATIS**

67. All things considered, how satisfied are you with your relationships with family members?

\_\_\_ ① Completely satisfied

\_\_\_ ④ Neither satisfied nor dissatisfied

\_\_\_ ⑦ Completely dissatisfied

\_\_\_ ② Very satisfied

\_\_\_ ⑤ Fairly dissatisfied

\_\_\_ (8) Can't choose

\_\_\_ ③ Fairly satisfied

\_\_\_ ⑥ Very dissatisfied



68. Do you think it is wrong or not wrong if...?

		Always wrong	Almost always wrong	Wrong only sometimes	Not wrong at all	Can't choose
<b>SEXATT1</b>	1) a man and a woman have sexual relations before marriage	___①___	___②___	___③___	___④___	___(8)___
<b>SEXATT2</b>	2) a married person having sexual relations with someone other than his or her husband or wife	___①___	___②___	___③___	___④___	___(8)___
<b>SEXATT3</b>	3) sexual relations between two adults of the same sex	___①___	___②___	___③___	___④___	___(8)___

**ABORT2**

69. Do you personally think it is wrong or not wrong for a woman to have an abortion... If the family has a very low income and cannot afford any more children.

\_\_\_ ① Always wrong                      \_\_\_ ③ Wrong only sometimes                      \_\_\_ (8) Can't choose

\_\_\_ ② Almost always wrong                      \_\_\_ ④ Not wrong at all

**HBBYWK08**

70. Do you agree or disagree a husband's job is to earn money; a wife's job is to look after the home and family...

\_\_\_ ① Strongly Agree                      \_\_\_ ③ Neither Agree nor Disagree                      \_\_\_ ⑤ Strongly Disagree

\_\_\_ ② Agree                      \_\_\_ ④ Disagree                      \_\_\_ (8) Can't choose

71. How much confidence do you have in...

		Complete confidence	A great deal of confidence	Some confidence	Very little confidence	No confidence at all	Can't choose
<b>TRTASSB</b>	1) Parliament	___①___	___②___	___③___	___④___	___⑤___	___(8)___
<b>TRTFIRM</b>	2) Business and industry	___①___	___②___	___③___	___④___	___⑤___	___(8)___
<b>TRTRELI</b>	3) Churches and religious organizations	___①___	___②___	___③___	___④___	___⑤___	___(8)___
<b>TRTJURI</b>	4) Courts and the legal system	___①___	___②___	___③___	___④___	___⑤___	___(8)___
<b>TRTEDUC</b>	5) Schools and the educational system	___①___	___②___	___③___	___④___	___⑤___	___(8)___

**※ Next, I'm going to ask about your religion.****RELLEAD1**

72. How much do you agree or disagree with each of the following... Religious leaders... should not try to influence how people vote in elections

\_\_\_ ① Strongly agree                      \_\_\_ ③ Neither agree nor disagree                      \_\_\_ ⑤ Strongly disagree

\_\_\_ ② Agree                      \_\_\_ ④ Disagree                      \_\_\_ (8) Can't choose

73. Please consider the following statements and tell me whether you agree or disagree

		Strongly agree	Agree	Neither agree nor disagree	Disagree	Strongly disagree	Can't choose
<b>RELSCI2</b>	1) We trust too much in science and not enough in religious faith	___①___	___②___	___③___	___④___	___⑤___	___(8)___
<b>RELFUN1</b>	2) Looking around the world, religions bring more conflict than peace	___①___	___②___	___③___	___④___	___⑤___	___(8)___
<b>RELFUN2</b>	3) People with very strong religious beliefs are often too intolerant of others	___①___	___②___	___③___	___④___	___⑤___	___(8)___



**RELPOWR**

74. Do you think that churches and religious organizations in this country have too much power or too little power?

- \_\_\_ ① Far too much power                      \_\_\_ ④ Too little power  
 \_\_\_ ② Too much power                          \_\_\_ ⑤ Far too little power  
 \_\_\_ ③ About the right amount of power        \_\_\_ (8) Can't choose

☐**RELDIFF1**

75. People have different religions and different religious views. Would you accept a person from a different religion or with a very different religious view from yours... marrying a relative of yourself

- \_\_\_ ① Definitely accept                          \_\_\_ ④ Definitely not accept  
 \_\_\_ ② Probably accept                           \_\_\_ (8) Can't choose  
 \_\_\_ ③ Probably not accept

☐

76. There are some people whose views are considered extreme by the majority. Consider religious extremists, that is people who believe that their religion is the only true faith and all other religions should be considered as enemies. Do you think such people should be allowed to...

Definitely	Probably	Probably not	Definitely not	Can't choose
------------	----------	--------------	----------------	--------------

- RELEXTM1** 1) Hold public meetings to express their views?    \_\_\_ ① \_\_\_ \_\_\_ ② \_\_\_ \_\_\_ ③ \_\_\_ \_\_\_ ④ \_\_\_ \_\_\_ (8) \_\_\_  
**RELEXTM3** 2) Publish their views on the Internet or social media?    \_\_\_ ① \_\_\_ \_\_\_ ② \_\_\_ \_\_\_ ③ \_\_\_ \_\_\_ ④ \_\_\_ \_\_\_ (8) \_\_\_

**GODCONC**

77. Please indicate which statement below comes closest to expressing what you believe about God.

- \_\_\_ ① I don't believe in God  
 \_\_\_ ② I don't know whether there is a God and I don't believe there is any way to find out  
 \_\_\_ ③ I don't believe in a personal God, but I do believe in a Higher Power of some kind  
 \_\_\_ ④ I find myself believing in God some of the time, but not at others...  
 \_\_\_ ⑤ While I have doubts, I feel that I do believe in God  
 \_\_\_ ⑥ I know God really exists and I have no doubts about it  
 \_\_\_ (8) Can't choose

☐**GODBEL1**

78. Which best describes your beliefs about God?

- \_\_\_ ① I don't believe in God now and I never have  
 \_\_\_ ② I don't believe in God now, but I used to  
 \_\_\_ ③ I believe in God now, but I didn't used to  
 \_\_\_ ④ I believe in God now and I always have  
 \_\_\_ (8) Can't choose

☐

79. Do you believe in...

Yes, Definitely	Yes, Probably	No, Probably Not	No, Definitely Not	Can't choose
-----------------	---------------	------------------	--------------------	--------------

- RELNW1** 1) Life after death                      \_\_\_ ① \_\_\_ \_\_\_ ② \_\_\_ \_\_\_ ③ \_\_\_ \_\_\_ ④ \_\_\_ \_\_\_ (8) \_\_\_  
**RELNW2** 2) Heaven                                \_\_\_ ① \_\_\_ \_\_\_ ② \_\_\_ \_\_\_ ③ \_\_\_ \_\_\_ ④ \_\_\_ \_\_\_ (8) \_\_\_  
**RELNW3** 3) Hell                                      \_\_\_ ① \_\_\_ \_\_\_ ② \_\_\_ \_\_\_ ③ \_\_\_ \_\_\_ ④ \_\_\_ \_\_\_ (8) \_\_\_  
**RELNW4** 4) Religious miracles                      \_\_\_ ① \_\_\_ \_\_\_ ② \_\_\_ \_\_\_ ③ \_\_\_ \_\_\_ ④ \_\_\_ \_\_\_ (8) \_\_\_  
**RELNW7** 5) The supernatural power of deceased ancestors                      \_\_\_ ① \_\_\_ \_\_\_ ② \_\_\_ \_\_\_ ③ \_\_\_ \_\_\_ ④ \_\_\_ \_\_\_ (8) \_\_\_



80. Do you agree or disagree with the following

		Strongly agree	Agree	Neither agree nor disagree	Disagree	Strongly disagree	Can't choose
<b>SPIRIT1</b>	1) There is a God who concerns Himself with every human being personally	___ ① ___	___ ② ___	___ ③ ___	___ ④ ___	___ ⑤ ___	___ (8) ___
<b>SPIRIT2</b>	2) There is little that people can do to change the course of their lives	___ ① ___	___ ② ___	___ ③ ___	___ ④ ___	___ ⑤ ___	___ (8) ___
<b>SPIRIT3</b>	3) To me, life is meaningful only because God exists	___ ① ___	___ ② ___	___ ③ ___	___ ④ ___	___ ⑤ ___	___ (8) ___
<b>SPIRIT4</b>	4) In my opinion, life does not serve any purpose	___ ① ___	___ ② ___	___ ③ ___	___ ④ ___	___ ⑤ ___	___ (8) ___
<b>SPIRIT5</b>	5) Life is only meaningful if you provide the meaning yourself	___ ① ___	___ ② ___	___ ③ ___	___ ④ ___	___ ⑤ ___	___ (8) ___
<b>SPIRIT6</b>	6) I have my own way of connecting with God without churches or religious services	___ ① ___	___ ② ___	___ ③ ___	___ ④ ___	___ ⑤ ___	___ (8) ___

**RELWOMEN**

81. In your opinion, does your religion treat men and women equally, treat men better than women, or treat women better than men?

\_\_\_ ① I don't belong to or follow any religion \_\_\_ ③ Treats men better than women \_\_\_ (8) Can't choose

\_\_\_ ② Treats men and women equally \_\_\_ ④ Treats women better than men

**RELMA**

82. What was your mother's religious preference when you were a child? Was it Protestant, Catholic, Jewish, some other religion, or no religion?

Probing

\_\_\_ ① Protestant \_\_\_ ⑥ Jewish

\_\_\_ ② Catholic \_\_\_ (77) Other (Specify: )

\_\_\_ ③ Buddhism \_\_\_ (88) Don't know

\_\_\_ ④ Orthodox (such as Greek or Russian Orthodox) \_\_\_ (99) No religion (Go to Q.83)

\_\_\_ ⑤ Muslim

**RELDENMA**

(If your mother had religion)

82.1 What specific denomination was that, if any (PROBE FOR EXACT DENOMINATION)

Denomination : **RELFA**

83. What was your father's religious preference when you were a child? Was it Protestant, Catholic, Jewish, some other religion, or no religion?

Probing

\_\_\_ ① Protestant \_\_\_ ⑥ Jewish

\_\_\_ ② Catholic \_\_\_ (77) Other (Specify: )

\_\_\_ ③ Buddhism \_\_\_ (88) Don't know

\_\_\_ ④ Orthodox (such as Greek or Russian Orthodox) \_\_\_ (99) No religion (Go to Q.84)

\_\_\_ ⑤ Muslim

**RELDENFA**

(If your father had religion)

83.1 What specific denomination was that, if any (PROBE FOR EXACT DENOMINATION)

Denomination :



**RELUP**

84. What religion, if any, were you raised in? Was it Protestant, Catholic, Jewish, some other religion, or no religion?

Probing

- |  |  |   |
|--|--|---|
| ___ ① Protestant                                   | ___ ⑥ Jewish                               | <div style="border: 1px dashed black; width: 40px; height: 20px; display: inline-block;"></div> |
| ___ ② Catholic                                     | ___ (77) Other ( <b>Specify:</b> _____)    |   |
| ___ ③ Buddhism                                     | ___ (88) Don't know                        |   |
| ___ ④ Orthodox (such as Greek or Russian Orthodox) | ___ (99) No religion ( <b>Go to Q.85</b> ) |   |
| ___ ⑤ Muslim                                       |  |   |

**RELDENUP**

(If you were raised in religion)

84.1 What specific denomination was that, if any (PROBE FOR EXACT DENOMINATION)

Denomination : \_\_\_\_\_

**RELATNMA**

85. When you were a child, how often did your mother attend religious services?

- |                                  |                                      |   |
|----------------------------------|--------------------------------------|---|
| ___ ① Never                      | ___ ⑦ Nearly every week              | <div style="border: 1px dashed black; width: 40px; height: 20px; display: inline-block;"></div> |
| ___ ② Less than once a year      | ___ ⑧ Every week                     |   |
| ___ ③ About once or twice a year | ___ ⑨ Several times a week           |   |
| ___ ④ Several times a year       | ___ ⑩ No mother / mother not present |   |
| ___ ⑤ About once a month         | ___ (98) Can't say / Can't remember  |   |
| ___ ⑥ 2-3 times a month          |                                      |   |

**RELATNFA**

86. When you were a child, how often did your father attend religious services?

- |                                  |                                      |   |
|----------------------------------|--------------------------------------|---|
| ___ ① Never                      | ___ ⑦ Nearly every week              | <div style="border: 1px dashed black; width: 40px; height: 20px; display: inline-block;"></div> |
| ___ ② Less than once a year      | ___ ⑧ Every week                     |   |
| ___ ③ About once or twice a year | ___ ⑨ Several times a week           |   |
| ___ ④ Several times a year       | ___ ⑩ No father / father not present |   |
| ___ ⑤ About once a month         | ___ (98) Can't say / Can't remember  |   |
| ___ ⑥ 2-3 times a month          |                                      |   |

**RELATNUP**

87. And what about when you were around 11 or 12, how often did you attend religious services then?

- |                                  |                                     |   |
|----------------------------------|-------------------------------------|---|
| ___ ① Never                      | ___ ⑦ Nearly every week             | <div style="border: 1px dashed black; width: 40px; height: 20px; display: inline-block;"></div> |
| ___ ② Less than once a year      | ___ ⑧ Every week                    |   |
| ___ ③ About once or twice a year | ___ ⑨ Several times a week          |   |
| ___ ④ Several times a year       | ___ (98) Can't say / Can't remember |   |
| ___ ⑤ About once a month         |                                     |   |
| ___ ⑥ 2-3 times a month          |                                     |   |

**PRAYFREQ**

88. About how often do you pray?

- |                                  |                            |   |
|----------------------------------|----------------------------|---|
| ___ ① Never                      | ___ ⑦ Nearly every week    | <div style="border: 1px dashed black; width: 40px; height: 20px; display: inline-block;"></div> |
| ___ ② Less than once a year      | ___ ⑧ Every week           |   |
| ___ ③ About once or twice a year | ___ ⑨ Several times a week |   |
| ___ ④ Several times a year       | ___ ⑩ No religion          |   |
| ___ ⑤ About once a month         | ___ (98) Can't say         |   |
| ___ ⑥ 2-3 times a month          |                            |   |



**RELACT**

89. How often do you take part in the activities or organizations of a church or place of worship other than attending services?

- |                                  |                            |
|----------------------------------|----------------------------|
| ___ ① Never                      | ___ ⑦ Nearly every week    |
| ___ ② Less than once a year      | ___ ⑧ Every week           |
| ___ ③ About once or twice a year | ___ ⑨ Several times a week |
| ___ ④ Several times a year       | ___ ⑩ No religion          |
| ___ ⑤ About once a month         | ___ (98) Can't say         |
| ___ ⑥ 2-3 times a month          |                            |

☐ ☐
**READBIBL**

90. During the last 12 months, have you read or listened to the reading of any holy scripture such as the Bible, Buddhist sutra, Koran, Sruti, Torah, or other religious scripture, not counting any reading that happened during a worship service?

Probing

- \_\_\_ ① Yes                      \_\_\_ ② No                      \_\_\_ (8) Don't Know

☐
**RELOBJT**

91. For religious reasons do you have in your home a shrine, altar, or a religious object on display such as a(COUNTRY-SPECIFIC LIST icon, retablos, mezuzah, menorah, or crucifix)?

- \_\_\_ ① Yes                      \_\_\_ ② No                      \_\_\_ (8) Don't know

☐
**REL VIST**

92. How often do you visit a holy place for religious reasons such as going to [shrine/temple/church/mosque]? Please do not count attending regular religious services at your usual place of worship, if you have

- \_\_\_ ① Never  
 \_\_\_ ② Less than once a year  
 \_\_\_ ③ About once or twice a year  
 \_\_\_ ④ Several times a year  
 \_\_\_ ⑤ About once a month or more

☐

※ Next, I'm going to ask about your religious preferences.

**RELIGIOUS**

93. Would you describe yourself as...

- |   |                               |
|---|-------------------------------|
| ___ ① Extremely religious                 | ___ ⑤ Somewhat non-religious  |
| ___ ② Very religious                      | ___ ⑥ Very non-religious      |
| ___ ③ Somewhat religious                  | ___ ⑦ Extremely non-religious |
| ___ ④ Neither religious nor non-religious | ___ (88) Can't Choose         |

☐ ☐
**SPIRITUA**

94. What best describes you :

- \_\_\_ ① I follow a religion and consider myself to be a spiritual person interested in the sacred or the supernatural ☐
- \_\_\_ ② I follow a religion, but don't consider myself to be a spiritual person interested in the sacred or the supernatural
- \_\_\_ ③ I don't follow a religion, but consider myself to be a spiritual person interested in the sacred or the supernatural
- \_\_\_ ④ I don't follow a religion and don't consider myself to be a spiritual person interested in the sacred or the supernatural
- \_\_\_ (8) Can't Choose



**RELOBSTA**

95. Do you agree or disagree with the following statement? Religions are usually a barrier to equality between women and men.

\_\_\_ ① Strongly agree      \_\_\_ ③ Neither agree nor disagree      \_\_\_ ⑤ Strongly disagree  
 \_\_\_ ② Agree      \_\_\_ ④ Disagree      \_\_\_ ⑥ Can't choose

☐

96. Do you agree or disagree that practicing a religion helps people to...

Strongly agree	Agree	Neither agree nor disagree	Disagree	Strongly disagree	Can't choose
----------------	-------	----------------------------	----------	-------------------	--------------

**RELGSTY2** 1) Make friends

\_\_\_ ① \_\_\_ \_\_\_ ② \_\_\_ \_\_\_ ③ \_\_\_ \_\_\_ ④ \_\_\_ \_\_\_ ⑤ \_\_\_ \_\_\_ ⑥ \_\_\_

**RELGSTY3** 2) Gain comfort in times of trouble or sorrow

\_\_\_ ① \_\_\_ \_\_\_ ② \_\_\_ \_\_\_ ③ \_\_\_ \_\_\_ ④ \_\_\_ \_\_\_ ⑤ \_\_\_ \_\_\_ ⑥ \_\_\_

97. Do you agree or disagree with the following statements?

Strongly agree	Agree	Neither agree nor disagree	Disagree	Strongly disagree	Can't choose
----------------	-------	----------------------------	----------	-------------------	--------------

**RELFREE** 1) Governments should not interfere with the attempts of any religion to spread its faith

\_\_\_ ① \_\_\_ \_\_\_ ② \_\_\_ \_\_\_ ③ \_\_\_ \_\_\_ ④ \_\_\_ \_\_\_ ⑤ \_\_\_ \_\_\_ ⑥ \_\_\_

**RELNEIGH** 2) All things considered, people belonging to different religions cannot get along with each other when living close together

\_\_\_ ① \_\_\_ \_\_\_ ② \_\_\_ \_\_\_ ③ \_\_\_ \_\_\_ ④ \_\_\_ \_\_\_ ⑤ \_\_\_ \_\_\_ ⑥ \_\_\_

98. Do you agree or disagree with each of the following?

Strongly agree	Agree	Neither agree nor disagree	Disagree	Strongly disagree	Can't choose
----------------	-------	----------------------------	----------	-------------------	--------------

**RELIGPST** 1) In Korea, religion represents the past and not the future.

\_\_\_ ① \_\_\_ \_\_\_ ② \_\_\_ \_\_\_ ③ \_\_\_ \_\_\_ ④ \_\_\_ \_\_\_ ⑤ \_\_\_ \_\_\_ ⑥ \_\_\_

**RELIGLIF** 2) In Korea, religion is just as relevant to life today as it was in the past.

\_\_\_ ① \_\_\_ \_\_\_ ② \_\_\_ \_\_\_ ③ \_\_\_ \_\_\_ ④ \_\_\_ \_\_\_ ⑤ \_\_\_ \_\_\_ ⑥ \_\_\_

99. To what extent do you agree or disagree with each of the following statements?

Strongly agree	Somewhat Agree	Neither agree nor disagree	Somewhat Disagree	Strongly Disagree	Can't choose
----------------	----------------	----------------------------	-------------------	-------------------	--------------

**MYTH218** 1) Some fortune tellers really can foresee the future

\_\_\_ ① \_\_\_ \_\_\_ ② \_\_\_ \_\_\_ ③ \_\_\_ \_\_\_ ④ \_\_\_ \_\_\_ ⑤ \_\_\_ \_\_\_ ⑥ \_\_\_

**MYTH518** 2) The Four Pillars(saju) determines a person's life

\_\_\_ ① \_\_\_ \_\_\_ ② \_\_\_ \_\_\_ ③ \_\_\_ \_\_\_ ④ \_\_\_ \_\_\_ ⑤ \_\_\_ \_\_\_ ⑥ \_\_\_



100. What is your personal attitude towards members of the following religious groups?

Probing		Very positive	Somewhat positive	Neither positive nor negative	Somewhat negative	Very negative	Can't Choose
REGGRP1	1) Christians	___①___	___②___	___③___	___④___	___⑤___	___(8)___
REGGRP2	2) Roman Catholicism	___①___	___②___	___③___	___④___	___⑤___	___(8)___
REGGRP3	3) Buddhists	___①___	___②___	___③___	___④___	___⑤___	___(8)___
REGGRP4	4) Won-Buddhism	___①___	___②___	___③___	___④___	___⑤___	___(8)___
REGGRP5	5) The Cheondo religion	___①___	___②___	___③___	___④___	___⑤___	___(8)___
REGGRP6	6) Muslims	___①___	___②___	___③___	___④___	___⑤___	___(8)___
REGGRP7	7) Hindus	___①___	___②___	___③___	___④___	___⑤___	___(8)___
REGGRP8	8) Jews	___①___	___②___	___③___	___④___	___⑤___	___(8)___
REGGRP9	9) Atheists or non-believers	___①___	___②___	___③___	___④___	___⑤___	___(8)___

**SOULDESC**

101. Do you think the soul of a dead person can affect descendants?

- \_\_\_ ① Strongly agree      \_\_\_ ③ Neither agree nor disagree      \_\_\_ ⑤ Strongly disagree  
 \_\_\_ ② Agree      \_\_\_ ④ Disagree      \_\_\_ (8) Don't know

☐**RELIGSPOS**

102. When you choose a spouse, how seriously do you consider his or her religion? (If you married) how seriously did you consider his or her religion?

- \_\_\_ ① Very important      \_\_\_ ③ Neither important nor unimportant      \_\_\_ ⑤ Very unimportant  
 \_\_\_ ② Important      \_\_\_ ④ Unimportant      \_\_\_ (8) Don't know

☐**RELFUNER**

103. Which religious funeral do you (or your family) follow?

- \_\_\_ ① Buddhist      \_\_\_ ④ Confucius      \_\_\_ ⑦ Not interested  
 \_\_\_ ② Protestant      \_\_\_ ⑤ Folk religion (shamanism)      \_\_\_ (8) Don't know  
 \_\_\_ ③ Catholic      \_\_\_ ⑥ New religion

☐**SPIRITUL**

104. Do you think there is any religious (spiritual) factor affecting the background of yoga or diet therapy?

- \_\_\_ ① Strongly agree      \_\_\_ ③ Neither agree nor disagree      \_\_\_ ⑤ Strongly disagree  
 \_\_\_ ② Agree      \_\_\_ ④ Disagree      \_\_\_ (8) Don't know

☐**VIRTUECHD**

105. Do you think your descendants will have a good luck if you cultivate virtue?

- \_\_\_ ① Strongly agree      \_\_\_ ③ Neither agree nor disagree      \_\_\_ ⑤ Strongly disagree  
 \_\_\_ ② Agree      \_\_\_ ④ Disagree      \_\_\_ (8) Don't know

☐**PRAYHELP**

106. Have you ever prayed in an emergency or a critical situation?

- \_\_\_ ① Always      \_\_\_ ③ Usually      \_\_\_ ⑤ Not at all  
 \_\_\_ ② Yes      \_\_\_ ④ No      \_\_\_ (8) Don't know

☐**RELTHINK**

107. What is your first thought when you hear somebody saying "I have a religion"?

- \_\_\_ ① "I have a religion" means having a knowledge of doctrine or teaching emphasized in religion  
 \_\_\_ ② "I have a religion" means believing in the existence of God, spirits, or ghosts  
 \_\_\_ ③ "I have a religion" means practicing religious teachings or doctrines  
 \_\_\_ ④ "I have a religion" means attending religious events whether regularly or irregularly  
 \_\_\_ ⑤ "I have a religion" means that there is a preferred religion  
 \_\_\_ (8) Can't choose

☐



※ Next, I'm going to ask about culture and globalization in East Asia.

108. How often do you watch...

		Often	Sometimes	Seldom	Not at all	Can't Choose
<b>JPANIM</b>	1) Japanese animation	___①___	___②___	___③___	___④___	___(8)___
<b>CNFILM</b>	2) Chinese movies	___①___	___②___	___③___	___④___	___(8)___
<b>KRDRAM</b>	3) Korean TV drama	___①___	___②___	___③___	___④___	___(8)___

**DAYCHOOS**

109. To what extent do you care about auspicious or ominous day for special occasions such as wedding, moving, or funeral ceremony?

Probing	___①___ Very much	___③___ Not too much	___(8)___ Can't Choose	
	___②___ Fairly much	___④___ Not at all		

**GRAVEFRQ**

110. How many times in the past year did you visit the grave of your deceased family members?

Probing	___①___ None	___⑤___ Four times	
	___②___ Once	___⑥___ Five times or more	
	___③___ Twice	___(8)___ Not Sure / Don't know / Refuse to answer	
	___④___ Three times		

**WISHPLAC**

111. How many times in the past year did you go to a place to pray for good luck (academic and business success, health, etc.)

___①___ None	___⑤___ Four times	
___②___ Once	___⑥___ Five times or more	
___③___ Twice	___(8)___ Not Sure / Don't know / Refuse to answer	
___④___ Three times		

**HAVECHRM**

112. I have charm and/or amulet close to me for good luck.

___①___ Yes	___②___ No	___(8)___ Don't know	
-------------	------------	----------------------	--

113. To what extent do you agree or disagree with each of the following statements?

		Strongly agree	Agree	Some -what agree	Neither agree nor disagree	Some -what disagree	Disagree	Strongly disagree
<b>SEXROLE1</b>	1) It is more important for a wife to help her husband's career than to pursue her own career.	___①___	___②___	___③___	___④___	___⑤___	___⑥___	___⑦___
<b>PATRACH1</b>	2) The authority of father in a family should be respected under any circumstances.	___①___	___②___	___③___	___④___	___⑤___	___⑥___	___⑦___
<b>PATRACH2</b>	3) Children must make efforts to do something that would bring honor to their parents.	___①___	___②___	___③___	___④___	___⑤___	___⑥___	___⑦___
<b>PATRACH5</b>	4) To continue the family line, one must have at least one son.	___①___	___②___	___③___	___④___	___⑤___	___⑥___	___⑦___
<b>PATRACH7</b>	5) One must put familial well-being and interest before one's own.	___①___	___②___	___③___	___④___	___⑤___	___⑥___	___⑦___



114. To what extent do you agree or disagree with each of the following statements?

	Strongly agree	Agree	Some -what agree	Neither agree nor disagree	Some -what disagree	Disagree	Strongly disagree
<b>ACCMAJTY</b> 1) It is not desirable to oppose an idea which the majority of people accept, even if it is different from one's own.	___①___	___②___	___③___	___④___	___⑤___	___⑥___	___⑦___
<b>NOCOMPLNT</b> 2) One should not express one's complaints about others in order to have good relationship with them.	___①___	___②___	___③___	___④___	___⑤___	___⑥___	___⑦___

115. To what extent do you agree or disagree with each of the following statements?

	Strongly agree	Agree	Some -what agree	Neither agree nor disagree	Some -what disagree	Disagree	Strongly disagree
<b>COMPRND</b> 1) When hiring someone at a private company, even if an unacquainted person is more qualified, it would still be better to give the opportunity to relatives or friends	___①___	___②___	___③___	___④___	___⑤___	___⑥___	___⑦___
<b>PRDTOWN</b> 2) I would be honored when people who come from the same town play an important role in society	___①___	___②___	___③___	___④___	___⑤___	___⑥___	___⑦___

116. To what extent do you agree or disagree with each of the following statements?

Probing	Strongly agree	Agree	Some -what agree	Neither agree nor disagree	Some -what disagree	Disagree	Strongly disagree
<b>OBEYSUP</b> 1) A subordinate should obey the superiors' instructions, even if the person cannot agree with them	___①___	___②___	___③___	___④___	___⑤___	___⑥___	___⑦___
<b>LEADRALL</b> 2) If we have capable leaders, it is better to let them decide everything	___①___	___②___	___③___	___④___	___⑤___	___⑥___	___⑦___

117. To what extent do you agree or disagree with each of the following statements?

	Strongly agree	Agree	Some -what agree	Neither agree nor disagree	Some -what disagree	Disagree	Strongly disagree
<b>MORERISK</b> 1) A life full of risks and chances is more desirable than an ordinary and stable life	___①___	___②___	___③___	___④___	___⑤___	___⑥___	___⑦___
<b>HIGHRTRN</b> 2) With extra money, I would invest in items for high returns even if they are risky	___①___	___②___	___③___	___④___	___⑤___	___⑥___	___⑦___

**INTLAFF**

118. How often do you talk about international issues with your families, friends, or other people?

- |                            |                            |
|----------------------------|----------------------------|
| ___ ① Almost everyday      | ___ ⑤ Several times a year |
| ___ ② Several times a week | ___ ⑥ About once a year    |
| ___ ③ About once a week    | ___ ⑦ Never                |
| ___ ④ About once a month   |                            |





**INTLNEW1 / INTLNEW2 / INTLNEW3 / INTLNEW4 / INTLNEW5 / SOCINEWS / INTLNEW6**

119. From which of the following sources do you learn international news? Check ALL that apply.

\_\_\_ ① Newspapers

\_\_\_ ⑤ Persons

\_\_\_ ② Radio

\_\_\_ ⑥ Social media (for instance, Kakao Talk, Facebook, Line)

\_\_\_ ③ TV

\_\_\_ (7) Other (please specify: \_\_\_\_\_)

\_\_\_ ④ Internet

--	--

120. Please answer the following questions.

120.1 Have you ever been to (country or region)?		120.2 Do you have acquaintances from (country or region)?	
Yes	No	Yes	NO

1) China

**TRVLCN****ACQTCN**

2) Japan

**TRVLJP****ACQTJP**

3) Taiwan

**TRVLTW****ACQTTW**

4) South East Asia

**TRVLSEA****ACQTSEA**

5) Europe

**TRVLEUR****ACQTEUR**

6) North America

**TRVLNAM****ACQTNAM**

121. How would you feel about having members of the people from the following countries or regions? Can you accept the people who are from each of the following countries or regions? (Do not ask about your own country or region.)

121.1 Working alongside me in my job		121.2 On my street as neighbors		121.3 As close kin by marriage	
Yes	No	Yes	No	Yes	No

1) Japan

**SD1JP****SD2JP****SD3JP**

2) Taiwan

**SD1TW****SD2TW****SD3TW**

3) China

**SD1CN****SD2CN****SD3CN**

4) South East Asia

**SD1SEA****SD2SEA****SD3SEA**

5) North America

**SD1NAM****SD2NAM****SD3NAM**

6) Europe

**SD1EUR****SD2EUR****SD3EUR**

122. Would you like \_\_\_\_\_ to increase or decrease in South Korea?

Increase greatly	Increase some	Stay the same	Decrease some	Decrease greatly	Don't know
------------------	---------------	---------------	---------------	------------------	------------

**FORNWKER** 1) foreign workers

\_\_\_ ① \_\_\_ \_\_\_ ② \_\_\_ \_\_\_ ③ \_\_\_ \_\_\_ ④ \_\_\_ \_\_\_ ⑤ \_\_\_ \_\_\_ (8) \_\_\_

**FORNBRID** 2) Foreign brides

\_\_\_ ① \_\_\_ \_\_\_ ② \_\_\_ \_\_\_ ③ \_\_\_ \_\_\_ ④ \_\_\_ \_\_\_ ⑤ \_\_\_ \_\_\_ (8) \_\_\_



123. Now we would like to ask a few questions about relations between (country/region, e.g. South Korea) and other countries. How much do you agree or disagree with these statements?

	Strongly agree	Agree	Some -what agree	Neither agree nor disagree	Some -what disagree	Disagree	Strongly disagree
<b>IMPLIMIO</b> 1) Korea should limit the import of foreign products in order to protect its national economy	___①___	___②___	___③___	___④___	___⑤___	___⑥___	___⑦___
<b>SELFINTO</b> 2) Korea should follow its national interests even if these would lead to conflicts with other nations	___①___	___②___	___③___	___④___	___⑤___	___⑥___	___⑦___
<b>FORCULO</b> 3) Increased exposure to foreign films, music and books is damaging our own culture	___①___	___②___	___③___	___④___	___⑤___	___⑥___	___⑦___

124. Mobility of people, goods, and capital ect. has been increasing among countries/regions, do you think it is good or bad for.

	Very good	Good	Some -what good	Neither good nor bad	Some -what bad	Bad	Very bad	Can't Choose
<b>INTLMOV1</b> 1) The Korea's economy	___①___	___②___	___③___	___④___	___⑤___	___⑥___	___⑦___	___(8)___
<b>INTLMOV2</b> 2) Job opportunities for Korea's workers	___①___	___②___	___③___	___④___	___⑤___	___⑥___	___⑦___	___(8)___
<b>INTLMOV3</b> 3) The Korea's environment	___①___	___②___	___③___	___④___	___⑤___	___⑥___	___⑦___	___(8)___

### CONTACT3

125. On an ordinary day, with how many people other than family members or relatives do you have contacts through telephone, mails, internet, or face-to-face? Your best estimates are :

___①___ 0	___④___ 10-19	___⑦___ 100 or more	<div style="border: 1px dashed black; width: 40px; height: 20px;"></div>
___②___ 1-4	___⑤___ 20-49	___(8)___ Can't choose	
___③___ 5-9	___⑥___ 50-99		

126. How would you assess your abilities in :

	Very good	Good	Fair	Poor	Very poor
<b>ENGPROF1</b> 1) Reading a short article in English newspapers	___①___	___②___	___③___	___④___	___⑤___
<b>ENGPROF2</b> 2) Chatting with English speakers	___①___	___②___	___③___	___④___	___⑤___
<b>ENGPROF3</b> 3) Writing a letter in English	___①___	___②___	___③___	___④___	___⑤___

### EDUABROD

127. Have you ever received education or training in a foreign country for 5 or more days?

___①___ Yes	___②___ No	___(8)___ Don't know	<div style="border: 1px dashed black; width: 40px; height: 20px;"></div>
-------------	------------	----------------------	--

※ Next, I would like to ask you some questions on human rights.

### HRRESPEC

128. To what extent do you think human rights are preserved or restricted in Korea?

<div style="border: 1px solid black; padding: 2px;">Probing</div>	___①___ Preserved very well	___③___ Neither preserved nor restricted	___⑤___ Restricted a lot	<div style="border: 1px dashed black; width: 40px; height: 20px;"></div>
	___②___ Preserved a little bit	___④___ Restricted a little bit	___(8)___ Don't know	

129. How would you evaluate the efforts of human right preservation done by each of the following public agencies?

<div style="border: 1px solid black; padding: 2px;">Probing</div>		Very positively	Somewhat positively	Neither, Nor	Somewhat negatively	Very negatively	Don't Know
	<b>HRPUBO3</b> 1) Police Office	___①___	___②___	___③___	___④___	___⑤___	___(8)___
<b>HRINTL1</b> 2) United Nations	___①___	___②___	___③___	___④___	___⑤___	___(8)___	



130. In the last year, have you or your family ever experienced each of the following discrimination or harassment?

Probing	Yes	No	Don't know
<b>DISCRM1</b> 1) Discrimination against social position	① _____	② _____	(8) _____
<b>DISCRM2</b> 2) Discrimination against educational level	① _____	② _____	(8) _____

**HREDUC**

131. Have you ever received any human rights education in schools or other social agencies previously?

Probing	① Yes	② No	(8) Don't know
	_____	_____	_____

**GROCIVIL**

132. There is a term, 'Cosmopolitan Citizen.' How close do you feel you are to the Cosmopolitan Citizen?

Probing	① Very close	③ Not that close	(8) Don't know
	_____	_____	_____
	② Somewhat close	④ Not close at all	

**INFORAID**

133. The government has announced plans to increase foreign aid by 0.2% (about 4 trillion won) of gross national income by 2020 to keep pace with international trends. What do you think about this?

① Increase more	④ Aid less than the current level	
② The scale of the increase is appropriate	⑤ Do not give foreign aid at all	
③ Keep the current level	(8) Don't know	

**CONSCOBJ**

134. Which of the following two opinions is closer to yours? Please select one of the opinions that are closer to yours.

Probing	Conscientious objection to military service for one's individual beliefs or religious reasons...	
	should not be allowed given the division of Korea and national security	may be allowed if one extends his service period or engages in intensive community service
	① Strongly agree ② Somewhat agree	③ Strongly agree ④ Somewhat agree
		Don't know (8) _____

**SNHUMAN**

135. Some people say that at the inter-Korean summit held on April 27, 2018, the North Korean human rights issues should have been discussed along with the nuclear issue. To what extent do you agree or disagree with this view?

① Strongly agree	③ Neither agree nor disagree	⑤ Strongly disagree
② Somewhat agree	④ Somewhat disagree	(8) Don't know

※ Next, I'm going to ask you about family and issues related to families.

**RANK15**

136. If the bottoms social class in Korean society is 1 and the top class is 10, where would you put your family when you were 15 years old (third grade in middle school) on this scale? Please tell me a number.

Bottom class		Top class	Don't know
	① _____ ② _____ ③ _____ ④ _____ ⑤ _____ ⑥ _____ ⑦ _____ ⑧ _____ ⑨ _____ ⑩ _____ (88) _____		



**FATOCC15**

137. What was your father's occupation when you were 15 years old (third grade in middle school)? If your father's job changed frequently, please think about the job that he held for the longest period and worked most of the time.

Probing

- \_\_\_ ① Manager (company executive)
- \_\_\_ ② Professional or semi-professional (doctors, lawyers, teachers, real estate agents, etc.)
- \_\_\_ ③ Office worker (general office worker)
- \_\_\_ ④ Service worker (hairdressers, cooks, leisure service workers, including service-related self-employment business owners)
- \_\_\_ ⑤ Sales worker (wholesale and/or retail sales workers, including sales-related self-employment business owners)
- \_\_\_ ⑥ Farming / forestry / fishing industry workers
- \_\_\_ ⑦ Skilled technical worker (tailors, mechanics, install or repair technicians, plasterers or stucco masons, jewelers ect.)
- \_\_\_ ⑧ Semi-skilled technical worker (factory machine operators, vehicle drivers, ect.)
- \_\_\_ ⑨ Simple manual worker (cleaners, security guards, housekeepers, etc.)
- \_\_\_ ⑩ Soldier / civil servant
- \_\_\_ ⑪ Unemployed
- \_\_\_ ⑫ (Father has been) absent
- \_\_\_ (88) Don't know

--	--

**IDEALFAM**

138. Here are three kinds of family. Which of these does fit your image of an ideal family the best?

- \_\_\_ ① Both husband and wife work almost an equal amount and share housework and parenting equally
- \_\_\_ ② Wife does less work for living and does more housework and parenting than husband
- \_\_\_ ③ Only husband works for living and wife does all housework
- \_\_\_ ④ None of the above

--

139. How much do you agree or disagree with each of the following statements?

		Strongly agree	Fairly agree	Somewhat agree	Neither agree nor disagree	Somewhat disagree	Fairly disagree	Strongly disagree
<b>MARIGOLD</b>	1) Marriage is an outdated institution	___①___	___②___	___③___	___④___	___⑤___	___⑥___	___⑦___
<b>WOMENCHD</b>	2) Women must have children in order to live a full, complete life	___①___	___②___	___③___	___④___	___⑤___	___⑥___	___⑦___
<b>LOVCOHAB</b>	3) It is okay for a couple in love to cohabit without getting married	___①___	___②___	___③___	___④___	___⑤___	___⑥___	___⑦___
<b>WOMENROL</b>	4) What women really want are a family and children although they like to work too	___①___	___②___	___③___	___④___	___⑤___	___⑥___	___⑦___
<b>MARABORT</b>	5) If a married couple does not want to have a child anymore, they can choose to have an artificial abortion	___①___	___②___	___③___	___④___	___⑤___	___⑥___	___⑦___
<b>HLPECONO</b>	6) It is natural for parents to provide financial support for their children when they get married	___①___	___②___	___③___	___④___	___⑤___	___⑥___	___⑦___
<b>CHDOBEYP</b>	7) Children should follow the thoughts(will) of their parents as much as possible than his own.	___①___	___②___	___③___	___④___	___⑤___	___⑥___	___⑦___
<b>HUSBWIFE</b>	8) The things that husbands and wives should do in family life must be distinguished	___①___	___②___	___③___	___④___	___⑤___	___⑥___	___⑦___

**MARFUTUR**

140. I have question for those who have never been married. Do you have a plan to get married in the future?

- \_\_\_ ① Yes(Go to Q140.1)      \_\_\_ ② No      \_\_\_ (9) Married

--

**MARFUAGE** 140.1 (IF YES) Roughly when do you think you will get married? \_\_\_\_\_ years old

--	--	--



**CHDFUTUR**

141. I have question for those who have never been married or married with no child. Do you have a plan to have children in the future?

\_\_\_ ① Yes(Go to Q141.1) \_\_\_ ② May be not \_\_\_ (9) Have child ☐

**CHDFUAGE** 141.1 (IF YES) When do you think you will have your first child? \_\_\_\_\_ years old

142. How many children do you plan to have in total in your lifetime (including children you already have)?

**NUMOFCHD** • Total number of children: \_\_\_\_\_ (00) None

※ Next, I'm going to ask your opinions about work and workplace culture.

143. Think of people who are recognized as very successful employees at your workplace. Do you think the following characteristics correspond to their characteristics? (If you are not currently employed, please think about your past job or a future job you are likely to get.)

	Strongly agree	Somewhat agree	Neither agree nor disagree	Somewhat disagree	Strongly disagree	Don't know
<b>SUCCEMP1</b> 1) Work long hours	___ ① ___	___ ② ___	___ ③ ___	___ ④ ___	___ ⑤ ___	___ (8) ___
<b>SUCCEMP2</b> 2) Willing to work overtime	___ ① ___	___ ② ___	___ ③ ___	___ ④ ___	___ ⑤ ___	___ (8) ___
<b>SUCCEMP3</b> 3) Can be reached quickly through Kakao Talk / text messages	___ ① ___	___ ② ___	___ ③ ___	___ ④ ___	___ ⑤ ___	___ (8) ___
<b>SUCCEMP4</b> 4) Take a vacation if necessary for family	___ ① ___	___ ② ___	___ ③ ___	___ ④ ___	___ ⑤ ___	___ (8) ___
<b>SUCCEMP5</b> 5) Participate actively in company events or department social gatherings	___ ① ___	___ ② ___	___ ③ ___	___ ④ ___	___ ⑤ ___	___ (8) ___

**SUCCEMPM**

144. Here is a follow-up question. How close are you to the image of the successful people you answered? (If you are not currently employed, please think about your past job or a future job you are likely to get.)

\_\_\_ ① Very close \_\_\_ ③ Normal \_\_\_ ⑤ Not close at all ☐  
 \_\_\_ ② Somewhat close \_\_\_ ④ Not close \_\_\_ (8) Don't know

145. I have a question for those who are currently employed or who were employed in the past. The following question is about your current job. (If you are not currently employed, please think about your past job.)

	Strongly agree	Somewhat agree	Neither agree nor disagree	Somewhat disagree	Strongly disagree	Don't know
<b>WORKPLA1</b> 1) I have a good chance to get a promotion at this company	___ ① ___	___ ② ___	___ ③ ___	___ ④ ___	___ ⑤ ___	___ (8) ___
<b>WORKPLA2</b> 2) I am satisfied to work at this company	___ ① ___	___ ② ___	___ ③ ___	___ ④ ___	___ ⑤ ___	___ (8) ___

**GOODPAYW**

146. Suppose you have a decent amount of income to live without even working. Do you still want to work?

\_\_\_ ① I still want to work \_\_\_ ② I do not want to work \_\_\_ (8) Don't know ☐

**LEISUREI**

147. How important is it to enjoy leisure in your life?

\_\_\_ ① Very important \_\_\_ ③ Neither important nor unimportant \_\_\_ ⑤ Very unimportant ☐  
 \_\_\_ ② Somewhat important \_\_\_ ④ Somewhat unimportant \_\_\_ (8) Don't know

**LIFEWILL**

148. How much freedom do you think you have to choose what happens in your life as you wish?

I can't do what I want  I can do what I want  Don't know   
 \_\_\_ ① \_\_\_ ② \_\_\_ ③ \_\_\_ ④ \_\_\_ ⑤ \_\_\_ ⑥ \_\_\_ ⑦ \_\_\_ ⑧ \_\_\_ ⑨ \_\_\_ ⑩ \_\_\_ (88) \_\_\_



※ Next, I am going to ask you about generation, elderly welfare, or elderly employment.

149. I am going to read out a number of statements about relations between younger and older people. For each one, please tell me if you strongly agree, somewhat agree, somewhat disagree or strongly disagree.

		Strongly disagree	Somewhat disagree	Somewhat agree	Strongly agree	Don't know
<b>GENCONF1</b>	1) Young people and older people do not easily agree on what is best for society	____①____	____②____	____③____	____④____	____(8)____
<b>GENCONF2</b>	2) The media are exaggerating the risk of a conflict between generations	____①____	____②____	____③____	____④____	____(8)____
<b>GENCONF3</b>	3) As older people work until a later age, fewer jobs will be available for younger people	____①____	____②____	____③____	____④____	____(8)____
<b>GENCONF4</b>	4) Because there will be more older voters, political decision making will pay less attention to the needs of young people	____①____	____②____	____③____	____④____	____(8)____
<b>GENCONF5</b>	5) Older people are a burden for society	____①____	____②____	____③____	____④____	____(8)____

150. Now I would read out a few statements related to pension. Please tell me if you strongly agree, somewhat agree, somewhat disagree or strongly disagree.

		Strongly disagree	Somewhat disagree	Somewhat agree	Strongly agree	Don't know
<b>OLDWELF1</b>	1) Our government must make much more money available for pensions and care for the elderly	____①____	____②____	____③____	____④____	____(8)____
<b>OLDWELF2</b>	2) Our government should make it easier for older people in Korea to continue working beyond the normal retirement age, if they wish	____①____	____②____	____③____	____④____	____(8)____
<b>OLDWELF3</b>	3) People in employment will be increasingly reluctant to pay taxes and social contributions to support older people	____①____	____②____	____③____	____④____	____(8)____

151. Older people are not just receiving from society, they can also give something back. Please tell me if you strongly agree, somewhat agree, somewhat disagree or strongly disagree.

<b>Probing</b>		Strongly disagree	Somewhat disagree	Somewhat agree	Strongly agree	Don't know
<b>OLDCONT1</b>	1) Older people make a major contribution as volunteers in charitable and community organizations in Korea	____①____	____②____	____③____	____④____	____(8)____
<b>OLDCONT2</b>	2) The contribution of older people who care for family or other relatives is not appreciated enough in Korea	____①____	____②____	____③____	____④____	____(8)____
<b>OLDCONT3</b>	3) Developing products and services responding to the needs of older people will become a key driver of the economy in Korea	____①____	____②____	____③____	____④____	____(8)____



152. I would like to ask about the role of public authorities. Please tell me if you strongly agree, somewhat agree, somewhat disagree or strongly disagree.

	Strongly disagree	Somewhat disagree	Somewhat agree	Strongly agree	Don't know
<b>GOVRGEN1</b> 1) Local authorities should support associations and initiatives that foster stronger relations between young people and older people	___①___	___②___	___③___	___④___	___(8)___
<b>GOVRGEN2</b> 2) Schools should promote better relations between the young and the old	___①___	___②___	___③___	___④___	___(8)___
<b>GOVRGEN3</b> 3) The government is doing a good job in promoting a better understanding between the young and the old	___①___	___②___	___③___	___④___	___(8)___

153. I want to know your basic perception of older workers. How do you evaluate the following?

	Strongly disagree	Somewhat disagree	Usual	Somewhat agree	Strongly agree	Don't know
<b>AGEIMGE1</b> 1) Experienced and professional	___①___	___②___	___③___	___④___	___⑤___	___(8)___
<b>AGEIMGE2</b> 2) Excellence in leadership and interpersonal skills	___①___	___②___	___③___	___④___	___⑤___	___(8)___
<b>AGEIMGE3</b> 3) Often, they are not loyal to their jobs due to health or physical problems.	___①___	___②___	___③___	___④___	___⑤___	___(8)___
<b>AGEIMGE4</b> 4) It is less adaptive to change.	___①___	___②___	___③___	___④___	___⑤___	___(8)___
<b>AGEIMGE5</b> 5) Conservative and authoritative	___①___	___②___	___③___	___④___	___⑤___	___(8)___

※ Next, let me ask you a few questions about your political views.

154. I would like to know what you think about major politicians and political parties in Korea. Referring to the below examples of ratings, please indicate a degree of your preference towards each politician or party as a temperature on a thermometer.

	0°C (Very negative)	0°C (Very negative)	50°C (Neither favorable nor negative)	70°C (Somewhat favorable)	100°C (Very favorable)
<b>THRMMTR2</b> 1) The Minjoo Party	___①___	___②___	___③___	___④___	___⑤___
<b>THRMMTR8</b> 2) Liberty Korea Party	___①___	___②___	___③___	___④___	___⑤___
<b>THRMMTR9</b> 3) BAREUNMIRAE Party	___①___	___②___	___③___	___④___	___⑤___
<b>THRMMTR10</b> 4) Party for Democracy and Peace	___①___	___②___	___③___	___④___	___⑤___
<b>THRMMTR4</b> 5) Justice Party	___①___	___②___	___③___	___④___	___⑤___
<b>THRMMTR6</b> 6) Moon Jae-In	___①___	___②___	___③___	___④___	___⑤___
<b>THRMMTR11</b> 7) Hong Jun-pyo	___①___	___②___	___③___	___④___	___⑤___
<b>THRMMTR7</b> 8) Ahn Cheol-soo	___①___	___②___	___③___	___④___	___⑤___

155. What do you think about the following statements?

	Strongly agree						Strongly disagree
<b>APATHY1</b> 1) Politicians place their own interests before national concerns.	___①___	___②___	___③___	___④___	___⑤___	___⑥___	___⑦___
<b>APATHY2</b> 2) Politicians say nice words just to get votes.	___①___	___②___	___③___	___④___	___⑤___	___⑥___	___⑦___
<b>APATHY3</b> 3) It is foolish to believe what politicians say.	___①___	___②___	___③___	___④___	___⑤___	___⑥___	___⑦___



156. Here are some different forms of political and social actions that people can take. Please indicate, for each one, whether you have done any of these things in the past year. If you have not done it, please indicate whether you might do it or not.

Probing		Have done it in the past year.	Have done it in the more distant past.	Have not done it but might do it.	Have not done it and would never do it.
<b>SIGNPET</b>	1) Signed a petition.	_____①_____	_____②_____	_____③_____	_____④_____
<b>AVOIDBUY</b>	2) Boycotted, or deliberately bought, certain products for political, ethical or environmental reasons.	_____①_____	_____②_____	_____③_____	_____④_____
<b>JOINDEM</b>	3) Took part in a demonstration.	_____①_____	_____②_____	_____③_____	_____④_____
<b>ATTRALLY</b>	4) Attended a political meeting or rally.	_____①_____	_____②_____	_____③_____	_____④_____
<b>CNTCTGOV</b>	5) Contacted, or attempted to contact, a politician or a civil servant to express your views.	_____①_____	_____②_____	_____③_____	_____④_____
<b>POLFUNDS</b>	6) Donated money or raised funds for a social or political activity.	_____①_____	_____②_____	_____③_____	_____④_____
<b>POLSNS</b>	7) Posted and shared election materials such as writings, pictures, videos, and audios on the Internet, SNS or KakaoTalk.	_____①_____	_____②_____	_____③_____	_____④_____
<b>PARTCYBR</b>	8) Participated in online group activities (ribbon & banner, memorial activity, sharing posts, etc.).	_____①_____	_____②_____	_____③_____	_____④_____
<b>POLREPLY</b>	9) Visiting online community boards (DC, Today Humor, Ilbe, Ppomppu, Ruli Web, etc.), online cafes and clubs, portal sites (Naver, Daum, Nate, etc.), or online news sites, and posting politics-related messages or replying to articles.	_____①_____	_____②_____	_____③_____	_____④_____

157. In the June 13th local elections this year, did each of the following people ask you to vote for a particular candidate or ask you to be involved in other types of political activities?

		Yes	No			Yes	No
<b>LOCELEC1</b>	1) Families or relatives	_____①_____	_____②_____	<b>LOCELEC5</b>	5) Religious group leaders or followers	_____①_____	_____②_____
<b>LOCELEC2</b>	2) Workplace colleagues	_____①_____	_____②_____	<b>LOCELEC6</b>	6) A member of a club or a voluntary association	_____①_____	_____②_____
<b>LOCELEC3</b>	3) Neighbors	_____①_____	_____②_____	<b>LOCELEC7</b>	7) Campaign worker	_____①_____	_____②_____
<b>LOCELEC4</b>	4) Friends	_____①_____	_____②_____	<b>LOCELEC8</b>	8) Other (Specify: _____)	_____①_____	_____②_____

#### ASKCADID

157.1 (If you have been asked at least once) Which party candidate did the person(s) support?

- |                             |  |  |
|-----------------------------|--|--|
| _____ ① The Minjoo Party    | _____ ④ Party for Democracy and Peace  |  |
| _____ ② Liberty Korea Party | _____ ⑤ Justice Party  |  |
| _____ ③ Bareunmirae Party   | _____ ⑥ Other (Specify: _____)   |  |
|                             | _____ ⑦ People who asked me were more than one person and their parties were different |  |



158. Sometimes people are members of diverse groups, gatherings, or associations. Are you a member of any groups, gatherings, or associations listed below? If you are, please tell me how actively involved you are and, if not, indicate whether you have been a member in the past.

		I am a member and actively involved.	I am a member but do not participate	I used to be a member in the past.	I was never a member.
<b>VANEIBR</b>	1) Residents association, neighborhood meeting	①	②	③	④
<b>VASOCSV</b>	2) Community service club	①	②	③	④
<b>VARELIG</b>	3) Religious group	①	②	③	④
<b>VAFRTNTY</b>	4) Social gathering, alumni gathering, and hometown association	①	②	③	④
<b>VALEISR</b>	5) Leisure activity groups (hobbies & sports)	①	②	③	④
<b>VAPRFSSN</b>	6) Occupational/professional association / commerce association	①	②	③	④
<b>VAOTH</b>	7) Others (civic association, labor union, politics club, etc.)	①	②	③	④

※ Finally, let me ask you a few questions about the survey

**SURVEYN**

159. Have you received a telephone, internet, or interview survey request in the last 6 months? (Please exclude today's survey)

\_\_\_ ① Yes (Ask question 159.1)

\_\_\_ ② No

☐

**SURVEFRQ**

159.1 (IF YES) If you have been asked to do a survey, how many times have you participated? \_\_\_ times

160. I asked you today about various topics.

**KGSSINTR** 1) What was the most interesting question?

\_\_\_\_\_

**KGSSDIFF** 2) What was the most difficult question to answer?

\_\_\_\_\_

**KGSSAGIN**

161. If you are selected to respond to "the Korean General Social Survey" again in the future, would you be willing to participate?

\_\_\_ ① Yes

\_\_\_ (8) Don't know

\_\_\_ ② No

☐



《 The following questions are asked to the interviewers 》

※ Please answer these questions right after the interview is completed with no respondents present

162. INTERVIEWER ID: \_\_\_\_\_

163. Interview date and time

\_\_\_\_Month \_\_\_\_Date \_\_\_\_Day      
 \_\_\_\_a.m. \_\_\_\_p.m. FROM: Hour\_\_\_\_ Minute\_\_\_\_ TO: Hour\_\_\_\_ Minute\_\_\_\_

164. Who filled out this questionnaire?

\_\_\_\_ (1) Interviewer did all  
 \_\_\_\_ (2) Respondent did all  
 \_\_\_\_ (3) Respondent did partially  
 } (GO TO Q.165) ☐

164.1 (IF RESPONDENT DID PARTIALLY) Question numbers that were filled out by the respondent

FROM: Q\_\_\_\_ TO: Q\_\_\_\_ || FROM: Q\_\_\_\_ TO: Q\_\_\_\_

165. Were there any persons present during the interview? If so, who were those persons? Choose all that apply

\_\_\_\_ (0) None  
 \_\_\_\_ (1) Children under age 6  
 \_\_\_\_ (2) Children above age 6  
 \_\_\_\_ (3) Spouse/ partner  
 \_\_\_\_ (4) Other adults(excluding interviewers)  
 \_\_\_\_ (5) Interviewer accompanied  
 (Accompanied interviewer's ID: \_\_\_\_\_) ☐ ☐ ☐ ☐ ☐

166. What was the respondent's attitude during the interview?

\_\_\_\_ (1) Very cooperative  
 \_\_\_\_ (2) Somewhat cooperative  
 \_\_\_\_ (3) Not very cooperative  
 \_\_\_\_ (4) Not cooperative at all ☐

167. How good was the respondent's understanding of the questions?

\_\_\_\_ (1) Good  
 \_\_\_\_ (2) Fair  
 \_\_\_\_ (3) Poor ☐

168. How difficult was it to contact the respondent?

\_\_\_\_ (1) Very difficult  
 \_\_\_\_ (2) Somewhat difficult  
 \_\_\_\_ (3) Not very difficult  
 \_\_\_\_ (4) Not difficult at all ☐

169. How difficult was it to conduct this interview with the respondent?

\_\_\_\_ (1) Very difficult  
 \_\_\_\_ (2) Somewhat difficult  
 \_\_\_\_ (3) Not very difficult  
 \_\_\_\_ (4) Not difficult at all ☐



## 《 Interviewer's Remarks for the Final Incomplete Survey 》

※ This survey is to collect simple information about the interviews still not completed at the final round. Each interviewer should find out all answers as much as possible for the following questions without giving the respondent too much burden. In order for the Survey Research Center to make a final decision about the completeness/incompleteness of the interview, the following information is necessary.

170. Has a contact made with a targeted household?

\_\_\_ (1) Yes (contact made) \_\_\_ (2) No (contact not made) (Go to Q.148)

☐

170.1 Were you able to confirm who the respondent was?

\_\_\_ (1) Yes \_\_\_ (2) No (Go to Q.171)

☐

170.2 What was the most important reason why the survey could not be completed?

- \_\_\_ (1) Visited at an inappropriate time (e.g., illness, child, in the middle of other businesses).  
 \_\_\_ (2) Not interested in the survey.  
 \_\_\_ (3) Not familiar with the topics (e.g., experiencing a difficulty in answering about the topics).  
 \_\_\_ (4) Thinking it was a waste of time.  
 \_\_\_ (5) Thinking it was a waste of money.  
 \_\_\_ (6) Did not want to give personal information.  
 \_\_\_ (7) Did not want a survey whatsoever (due to a strong refusal).  
 \_\_\_ (8) Participated in surveys many times in the past.  
 \_\_\_ (9) Could not trust a survey.  
 \_\_\_ (10) Had bad experiences in surveys.  
 \_\_\_ (11) Did not like the topics.  
 \_\_\_ (12) Spouse, or members of family or household did not allow participation in the survey.  
 \_\_\_ (13) Did not want (or afraid) to have a stranger in the residence.  
 \_\_\_ (14) Other: \_\_\_\_\_

☐

170.3 Was the respondent a man or a woman?

\_\_\_ (1) Man \_\_\_ (2) Woman

☐

170.4 Which of the following did the respondent's age correspond to?

- \_\_\_ (1) 20s (including 18 and 19) \_\_\_ (5) 60s  
 \_\_\_ (2) 30s \_\_\_ (6) 70s  
 \_\_\_ (3) 40s \_\_\_ (7) 80s  
 \_\_\_ (4) 50s \_\_\_ (8) 90s or older

☐

170.5 Did the respondent have a job that earned him/her an income?

\_\_\_ (1) Yes \_\_\_ (2) No

☐

170.6 What is the highest level of school respondent has attended?

- \_\_\_ (1) Elementary school or below \_\_\_ (4) Junior college (2-3 year college)  
 \_\_\_ (2) Middle school \_\_\_ (5) University (4-year college)  
 \_\_\_ (3) High school \_\_\_ (6) Graduate school (master/doctoral degree)

☐

171. Which of the following types did the respondent's dwelling structure correspond to?

- \_\_\_ (1) Freestanding house \_\_\_ (3) Villa \_\_\_ (5) Multi unit house \_\_\_ (7) Office hotel  
 \_\_\_ (2) Apartment \_\_\_ (4) Townhouse \_\_\_ (6) One room/studio \_\_\_ (77) Others: \_\_\_\_\_

☐

171.1 Was there a door lock at the entrance to the respondent's household? (A door lock refers to a locking device at a building entrance such as in an apartment that you can unlock it using an electronic key or by entering a password)

\_\_\_ (1) Yes \_\_\_ (2) No

☐

172. What do you think is the economic status of the respondent's household?

- \_\_\_ (1) Bottom of the bottom \_\_\_ (3) Bottom of the middle \_\_\_ (5) Bottom of the top  
 \_\_\_ (2) Top of the bottom \_\_\_ (4) Top of the middle \_\_\_ (6) Top of the top

☐



## 《 Interview Attempt Results Classification Codes 》

※ After the last interview is finished, please mark corresponding codes with “O” in the Interviewer’s Recording column. (Continued on the back)

		Detailed Codes	Interviewer’s Recording
Interviews		Interview completed	
No-interview	Refusal	Refusal, household member	
		Refusal, respondent	
		Break-off	
	Non-contact	Unable to enter building/reaching housing unit	
		Unable to reach household member living in the housing unit	
		Respondent away/unavailable	
	Other	Dead	
		Physically or mentally unable/incompetent	
	Language	Household-level language problem	
		Respondent language problem	
		Language competency insufficient for interview	
	Other		
Unknown eligibility, non-interview		Unknown if the targeted housing unit existed	
		Not attempted or worked although selected	
		Unable to reach/unsafe area	
		Unable to locate address	
		Unknown if eligible respondent was there	
		Household-level refusal	
		Other	
Not eligible		Not a housing unit	
		Not a housing unit: institution	
		Group quarters	
		Vacant housing unit	
		Regular, vacant residences	
		Seasonal/vacation/temporary residence	
		No eligible respondent in the household	
		Other	



## 《 Kish Table 》

List	Number of household member						Type of the survey questionnaire
	1	2	3	4	5	6 +	
1	1	1	2	2	3	3	A
2	1	1	2	2	3	3	B
3	1	2	3	3	3	5	A
4	1	2	3	4	5	6	B
5	1	2	3	4	5	6	A
6	1	1	1	1	2	2	B
7	1	1	1	1	1	1	A
8	1	1	1	1	1	1	B
9	1	2	3	4	5	5	A
10	1	2	2	3	4	4	B
11	1	2	2	3	4	4	A
12	1	1	1	2	2	2	B

## 《 A List of People Aged 18+ in the Sampled Household 》

※ Please fill out the following table at the sampled household, and mark “O” on the number of the respondent (whose date of birth is earlier than the interview date but closest to the interview date)

House hold Member Number	Sex	Year of Birth	Date of Birth	Solar calendar / Lunar calendar	Respondent
1		Year	Month		
2		Year	Month		
3		Year	Month		
4		Year	Month		
5		Year	Month		
6		Year	Month		
7		Year	Month		
8		Year	Month		
9		Year	Month		
10		Year	Month		



## 《 Record of Visits to Sampled Household 》

※ When the survey is completed, please mark “O” in the Completed column.

Number of visits	Visit Date	Completed	Reason for Incomplete	Scheduled Revisit Date	Accompanied Interviewer's ID
1	__Month __Day __Day of Week __: __			__Month __Day __Day of Week __: __	
2	__Month __Day __Day of Week __: __			__Month __Day __Day of Week __: __	
3	__Month __Day __Day of Week __: __			__Month __Day __Day of Week __: __	
4	__Month __Day __Day of Week __: __			__Month __Day __Day of Week __: __	
5	__Month __Day __Day of Week __: __			__Month __Day __Day of Week __: __	
6	__Month __Day __Day of Week __: __			__Month __Day __Day of Week __: __	
7	__Month __Day __Day of Week __: __			__Month __Day __Day of Week __: __	
8	__Month __Day __Day of Week __: __			__Month __Day __Day of Week __: __	
9	__Month __Day __Day of Week __: __			__Month __Day __Day of Week __: __	
10	__Month __Day __Day of Week __: __			__Month __Day __Day of Week __: __	

## 《 Reason for Incomplete 》

① Visited, but no one was there
② Household member was present, but no eligible respondent
③ Respondent or household member requested revisit
④ Respondent scheduled an interview date and time
⑤ Respondent unavailable at the scheduled time
⑥ Respondent refused to interview
⑦ Other household member refused to interview
⑧ Break-off in the middle of the interview (partially completed)
⑨ Other: _____

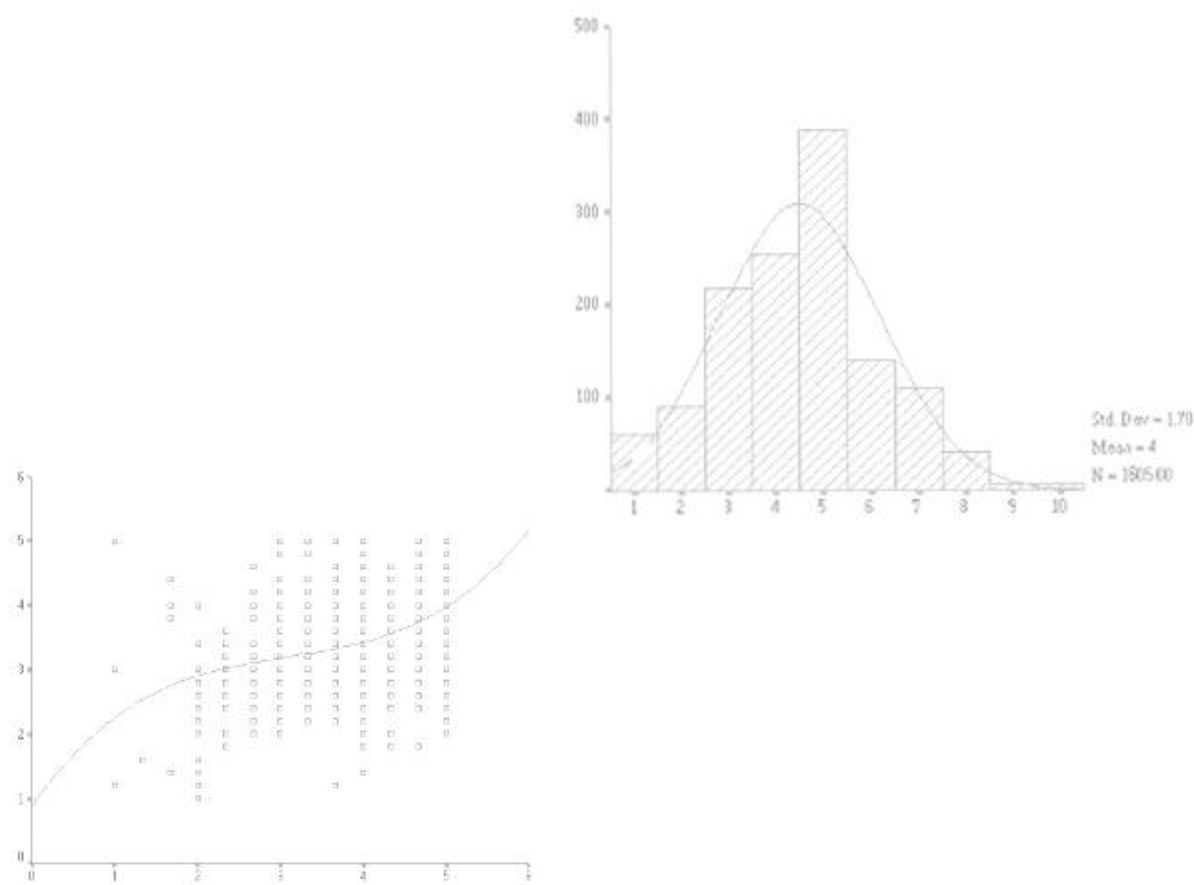


Block ID      Household ID  
[ ] [ ] [ ] - [ ] [ ]



# 2021 Korean General Social Survey

## [ 2021 KGSS ] Type A



Survey Research Center, Sungkyunkwan University

25-2, Seonggyungwan-ro, Jongno-gu, Seoul, Republic of Korea (03063)  
(Tel.) +82-2-760-1270 (E-mail) [kgss.src@gmail.com](mailto:kgss.src@gmail.com) (Web) <http://kgss.skku.edu>

This research is conducted with the financial support of Sungkyunkwan University, the Institute for Social Development and Policy Research at Seoul National University, the Korea Institute for Health and Social Affairs, and the Korea Institute of Public Administration.



## Greetings

We, the Survey Research Center (SRC) at Sungkyunkwan University, have been conducting the Korea General Social Survey (KGSS) since 2003. This year, professors and students from 45 universities throughout Korea are co-participating in this research. We are trying to build up the data to be used for a comprehensive understanding of Korean society and global studies comparing many countries. The research is composed of questions regarding major political, economic, and social issues in Korea, the International Social Survey (ISSP) questions conducted by 45 countries worldwide, and questions from the East Asian Social Survey (EASS).

The respondents were methodically selected so that the sample could accurately represent the Korean population. Our student interviewers visited you because you were selected as a respondent. Please find time in your busy schedule and participate in this study. Your responses will be strictly confidential.

Thank you.

August 2021

Survey Research Center, Sungkyunkwan University  
Jibum Kim

연구 책임자: 김지범(성균관대 사회학과)

공동 연구자: 강정환(연세대학교 사회학과), 김석호(서울대학교 사회학과), 김창환(켄사스대학교 사회학과), 박원호(서울대학교 정치학과), 이윤석(서울시립대학교 도시사회학과), 최슬기(KDI 국제정책대학원)

자문위원:

서울: 이재열 자문위원장(서울대학교 사회학과), 계봉오, 신동준(국민대학교 사회학과), 김두환(덕성여자대학교 사회학과), 김선웅(동국대학교 통계학과), 김영원(숙명여자대학교 통계학과), 김중백, 송재룡(경희대학교 사회학과), 유은혜(숭실대학교 사회학과), 이민아(중앙대학교 사회학과), 이재목(한국의국어대학교 정치외교학과), 임동균, 김주연(서울시립대학교 사회학과), 김옥태(한국방송통신대학교, 박찬웅, 한준(연세대학교 사회학과), 이명진, 심재만(고려대학교 사회학과), 이용모(건국대학교 행정학과), 최선헌, 김현수(이화여자대학교 사회학과), 하상웅(서강대학교 정치학과)

경기도: 송인덕(중부대학교 신문방송학과), 신준옥(성결대학교 사회복지학과), 신희주(가톨릭대학교 사회학과), 여정희(인하대학교 소비자학과), 윤상길(신한대학교 언론학과), 한지은(평택대학교 사회복지학과), 김정인(수원대학교 행정학과), 변종석(한신대학교 응용통계학과), 유우현(인천대학교 신문방송학과), 차승은(수원대학교 아동청소년학과), 호정화(아주대학교 사회학과)

강원도: 엄한진(한림대학교 사회학과), 이태정(연세대학교 경제학과), 정성호(강원대학교 사회학과)

충청북도: 염지혜(충원대학교 사회복지학과), 이해진(충북대학교 사회학과), 이정환(청주대학교 사회학과)

충청남도: 이주열(남서울대학교 보건행정학과), 최준혁(순천향대학교 미디어컨텐츠학과), 황명진(고려대학교 사회학과), 황선재(충남대학교 사회학과), 이원재(카이스트 문화기술대학원), 이해경(배재대학교 공공정책학과), 박정선(경찰대학교 행정학과)

경상북도: 류성진(대구대학교 미디어커뮤니케이션학과), 박중규(경북대학교 심리학과), 신형진, 조주은(경북대학교 사회학과), 윤우석(계명대학교 경찰행정학과), 정용교(영남대학교 사회학과)

경상남도: 김희재(부산대학교 사회학과), 박철현(동의대학교 경찰행정학과), 송유진, 윤상우(동아대학교 사회학과), 예동근(부경대학교 국제학부), 이건혁(창원대학교 신문방송학과), 이성균(울산대학교 사회복지학과), 김주호(경상대학교 사회학과), 김동완(경남대학교 사회학과)

전라북도: 설동훈, 김재우(전북대학교 사회학과), 백종일(원광대학교 빅데이터·금융통계학부)

전라남도: 김영태(목포대학교 정치언론홍보학과), 신지원(전남대학교 사회학과), 조선일(순천대학교 행정학과),

지병근(조선대학교 정치외교학과)

제주도: 최현(제주대학교 사회학과)



※ First, I'm going to ask you a few things about our society. (Please respond to the following questions by placing a check mark (✓) in the answer box that corresponds to your response)

**HELPFUL**

1. Would you say that most of the time people try to be helpful, or that they are mostly just looking out for themselves?

- \_\_\_ ① Try to be helpful                      \_\_\_ (3) Depends ☐
- \_\_\_ ② Just look out for themselves                      \_\_\_ (-8) Don't know

**FAIR**

2. Do you think most people would try to take advantage of you if they got a chance, or would they try to be fair?

- \_\_\_ ① Would take advantage of you                      \_\_\_ (3) Depends ☐
- \_\_\_ ② Would try to be fair                      \_\_\_ (-8) Don't know

**CANTRUST**

3. Generally speaking, would you say that people can be trusted, or that you can't be too careful in dealing with people?

- \_\_\_ ① People can almost always be trusted.                      \_\_\_ ③ You usually can't be too careful in dealing with people. ☐
- \_\_\_ ② People can usually be trusted.                      \_\_\_ ④ You almost always can't be too careful in dealing with people.

4. I am going to name some institutions in this country. As far as the people running these institutions are concerned, would you say you have a great deal of confidence, only some confidence, or hardly any confidence at all in them?

Probing
---------

		A great deal of confidence	Only some confidence	Hardly any confidence at all	Don't know
<b>CONBUS</b>	1) Major companies	___ ① ___	___ ② ___	___ ③ ___	___ (-8) ___
<b>CONCLERG</b>	2) Organized religion	___ ① ___	___ ② ___	___ ③ ___	___ (-8) ___
<b>CONEDUC</b>	3) Education	___ ① ___	___ ② ___	___ ③ ___	___ (-8) ___
<b>CONLABOR</b>	4) Organized labor	___ ① ___	___ ② ___	___ ③ ___	___ (-8) ___
<b>CONPRESS</b>	5) Newspaper	___ ① ___	___ ② ___	___ ③ ___	___ (-8) ___
<b>CONTV</b>	6) TV	___ ① ___	___ ② ___	___ ③ ___	___ (-8) ___
<b>CONMEDIC</b>	7) Medical field	___ ① ___	___ ② ___	___ ③ ___	___ (-8) ___
<b>CONGOVT</b>	8) Executive branch of the national government	___ ① ___	___ ② ___	___ ③ ___	___ (-8) ___
<b>CONLGOVT</b>	9) Local government	___ ① ___	___ ② ___	___ ③ ___	___ (-8) ___
<b>CONLEGIS</b>	10) Congress	___ ① ___	___ ② ___	___ ③ ___	___ (-8) ___
<b>CONJUDGE</b>	11) The Supreme Court	___ ① ___	___ ② ___	___ ③ ___	___ (-8) ___
<b>CONSCI</b>	12) Academia	___ ① ___	___ ② ___	___ ③ ___	___ (-8) ___
<b>CONARMY</b>	13) Military	___ ① ___	___ ② ___	___ ③ ___	___ (-8) ___
<b>CONFINAN</b>	14) Financial institutions	___ ① ___	___ ② ___	___ ③ ___	___ (-8) ___
<b>CONBLUHO</b>	15) The Blue House	___ ① ___	___ ② ___	___ ③ ___	___ (-8) ___
<b>CONCSO</b>	16) Civic Organizations	___ ① ___	___ ② ___	___ ③ ___	___ (-8) ___
<b>CONRCH</b>	17) Public opinion research centers	___ ① ___	___ ② ___	___ ③ ___	___ (-8) ___
<b>CONPROS</b>	18) Supreme Prosecutor's Office	___ ① ___	___ ② ___	___ ③ ___	___ (-8) ___
<b>CONSTAT</b>	19) Korea National Statistical Office	___ ① ___	___ ② ___	___ ③ ___	___ (-8) ___

**RELIABLE**

5. Generally, how trustful do you perceive this society to be? A score of 0 indicates a society that is hardly trustful, while a score of 10 indicates a society that is very trustful.

Hardly trustful
-----------------

Very trustful
---------------

Don't know
------------

\_\_\_0\_\_\_ \_\_\_1\_\_\_ \_\_\_2\_\_\_ \_\_\_3\_\_\_ \_\_\_4\_\_\_ \_\_\_5\_\_\_ \_\_\_6\_\_\_ \_\_\_7\_\_\_ \_\_\_8\_\_\_ \_\_\_9\_\_\_ \_\_\_10\_\_\_ \_\_\_(-8)\_\_\_



**KRPROUD**

6. How proud are you of being South Korean?

- \_\_\_\_ ① Very proud                      \_\_\_\_ ③ Not very proud                      \_\_\_\_ (-8) Can't choose  
 \_\_\_\_ ② Somewhat proud                      \_\_\_\_ ④ Not proud at all

☐

7. How proud are you of South Korea in each of the following?

		Very proud	Somewhat proud	Not very proud	Not proud at all	Don't know
<b>PROUDEM16A</b>	1) The way democracy works	____ ① ____	____ ② ____	____ ③ ____	____ ④ ____	____ (-8) ____
<b>PROUDPOL16A</b>	2) Its political influence in the world	____ ① ____	____ ② ____	____ ③ ____	____ ④ ____	____ (-8) ____
<b>PROUDECO16A</b>	3) Economic achievements	____ ① ____	____ ② ____	____ ③ ____	____ ④ ____	____ (-8) ____
<b>PROUDSSS16A</b>	4) Its social security system	____ ① ____	____ ② ____	____ ③ ____	____ ④ ____	____ (-8) ____
<b>PROUDSCI16A</b>	5) Its scientific and technological achievements	____ ① ____	____ ② ____	____ ③ ____	____ ④ ____	____ (-8) ____
<b>PROUDSPT16A</b>	6) Its achievements in sports	____ ① ____	____ ② ____	____ ③ ____	____ ④ ____	____ (-8) ____
<b>PROUDART16A</b>	7) Its achievements in the arts and literature	____ ① ____	____ ② ____	____ ③ ____	____ ④ ____	____ (-8) ____
<b>PROUDMIL16A</b>	8) Armed forces	____ ① ____	____ ② ____	____ ③ ____	____ ④ ____	____ (-8) ____
<b>PROUDHIS16A</b>	9) Its history	____ ① ____	____ ② ____	____ ③ ____	____ ④ ____	____ (-8) ____
<b>PROUDGRP16A</b>	10) Its fair and equal treatment of all groups in society	____ ① ____	____ ② ____	____ ③ ____	____ ④ ____	____ (-8) ____

**SEDISTAN**

8. Which country do you feel closest to among the following countries?

- \_\_\_\_ ① USA                      \_\_\_\_ ③ North Korea                      \_\_\_\_ ⑤ Russia  
 \_\_\_\_ ② Japan                      \_\_\_\_ ④ China                      \_\_\_\_ (-8) Don't know

☐**NORTHWHO**

9. What do you think North Korea is to us? Please choose one answer only among the following.

- \_\_\_\_ ① A country to support                      \_\_\_\_ ③ A country to guard against                      \_\_\_\_ (-8) Don't know  
 \_\_\_\_ ② A country to cooperate with                      \_\_\_\_ ④ A country to fight against

☐**UNIFI**

10. To what extent do you think the unification between South and North Korea is necessary?

- \_\_\_\_ ① Very necessary                      \_\_\_\_ ③ Somewhat unnecessary                      \_\_\_\_ (-8) Don't know  
 \_\_\_\_ ② Somewhat necessary                      \_\_\_\_ ④ Very unnecessary

☐**WARPOS**

11. How likely do you think there will be a war on the Korean peninsula in the future?

- \_\_\_\_ ① Very likely                      \_\_\_\_ ③ Not very likely                      \_\_\_\_ (-8) Don't know  
 \_\_\_\_ ② Somewhat likely                      \_\_\_\_ ④ Not likely at all

☐**VOTEDUTY**

12. There are many different opinions about participating in elections. Some believe you must vote even if you don't like any given candidates or parties, because voting is a rightful duty of a democratic citizen. On the other hand, some believe voting is a choice given to a democratic citizen so it's okay to vote or not depending on how much you like the candidates or the parties. Which statement would be closer to your opinion?

- \_\_\_\_ ① Voting is a duty (*go to Question 12.1*)                      \_\_\_\_ (-8) Don't know  
 \_\_\_\_ ② Voting is a choice

☐**VOTEDUTC**12.1 (*If chosen "voting is a duty"*) How firmly do you believe that voting is a duty?

- \_\_\_\_ ① Very firm                      \_\_\_\_ ③ Not so firm  
 \_\_\_\_ ② Somewhat firm

☐



**PRTYID21**

13. Currently which political party do you support most?

Probing

- ☐ ① Democratic Party of Korea      ☐ ⑤ Open Democratic Party  
☐ ② People Power Party      ☐ (66) Other (**Specify:** \_\_\_\_\_)  
☐ ③ Justice Party      ☐ (77) None of these (**go to Question 15.1**)  
☐ ④ The People's Party      ☐ (-8) Don't know

 
**PRTYPR21***(If none of these)*

13.1 If you do not actively support any party, is there a party you usually feel favorable toward?

Probing

- ☐ ① Democratic Party of Korea      ☐ ⑤ Open Democratic Party  
☐ ② People Power Party      ☐ (66) Other (**Specify:** \_\_\_\_\_)  
☐ ③ Justice Party      ☐ (77) None of these  
☐ ④ The People's Party      ☐ (-8) Don't know

 
**PARTYLR**

14. To what degree do you think yourself politically liberal or conservative?

Probing

- ☐ ① Very liberal      ☐ ④ Somewhat conservative  
☐ ② Somewhat liberal      ☐ ⑤ Very conservative  
☐ ③ Neither liberal nor conservative      ☐ (-8) Don't know

**SATPOL**

15. How satisfied are you with the current state of politics in South Korea?

- ☐ ① Very satisfied      ☐ ④ Somewhat dissatisfied  
☐ ② Somewhat satisfied      ☐ ⑤ Very dissatisfied  
☐ ③ Neither satisfied nor dissatisfied      ☐ (-8) Don't know

**RANK**

16. In our society there are groups which tend to be towards the top and groups which tend to be towards the bottom. Below is a scale that runs from top (10) to bottom (1). Where would you put yourself now on this scale?

Bottom

Top

Don't  
know
☐ ① ☐ ② ☐ ③ ☐ ④ ☐ ⑤ ☐ ⑥ ☐ ⑦ ☐ ⑧ ☐ ⑨ ☐ ⑩ ☐ (-8)

 
**FINRELO5**

17. Compared to South Korean families in general, how far above or below the national average is your family income?

- ☐ ① Far above average      ☐ ④ Below average  
☐ ② Above average      ☐ ⑤ Far below average  
☐ ③ Average      ☐ (-8) Don't know

**PARSOL**

18. Compared to your parents when they were your age, how much better or worse is your own standard living now than theirs was?

- ☐ ① Much better      ☐ ④ Somewhat worse  
☐ ② Somewhat better      ☐ ⑤ Much worse  
☐ ③ About the same      ☐ (-8) Don't know

**KIDSOLO6**

19. When your children reach the age you are now, what do you think their standard of living will be? Even if you don't have children, please answer the questions supposing that you have children.

- ☐ ① Much better      ☐ ④ Somewhat worse  
☐ ② Somewhat better      ☐ ⑤ Much worse  
☐ ③ About the same      ☐ (-8) Don't know



**SATFIN**

20. How satisfied are you with the economic condition of your family?

- \_\_\_ ① Very satisfied                      \_\_\_ ④ Somewhat dissatisfied  
 \_\_\_ ② Somewhat satisfied                \_\_\_ ⑤ Very dissatisfied  
 \_\_\_ ③ Neither satisfied nor dissatisfied    \_\_\_ (-8) Don't know

**FINPROS**

21. Within the next 10 years, do you think the financial situation of your household will be getting much better, somewhat better, about the same, somewhat worse, or much worse than now?

- \_\_\_ ① Much better                      \_\_\_ ④ Somewhat worse  
 \_\_\_ ② Somewhat better                \_\_\_ ⑤ Much worse  
 \_\_\_ ③ About the same                \_\_\_ (-8) Don't know

1. How important do you think it is for getting ahead in life...

		Essential	Very important	Fairly important	Not very important	Not very important at all	Can't choose
<b>SUCDWLTH</b>	1) coming from a wealthy family	___ ① ___	___ ② ___	___ ③ ___	___ ④ ___	___ ⑤ ___	___ (-8) ___
<b>SUCDPAED</b>	2) having well-educated parents	___ ① ___	___ ② ___	___ ③ ___	___ ④ ___	___ ⑤ ___	___ (-8) ___
<b>SUCDEDUC</b>	3) having a good education background	___ ① ___	___ ② ___	___ ③ ___	___ ④ ___	___ ⑤ ___	___ (-8) ___
<b>SUCDAMBT</b>	4) having ambition	___ ① ___	___ ② ___	___ ③ ___	___ ④ ___	___ ⑤ ___	___ (-8) ___
<b>SUCDEFRT</b>	5) working hard	___ ① ___	___ ② ___	___ ③ ___	___ ④ ___	___ ⑤ ___	___ (-8) ___
<b>SUCDKNOW</b>	6) knowing the right people	___ ① ___	___ ② ___	___ ③ ___	___ ④ ___	___ ⑤ ___	___ (-8) ___
<b>SUCDPOL</b>	7) having political connections	___ ① ___	___ ② ___	___ ③ ___	___ ④ ___	___ ⑤ ___	___ (-8) ___
<b>SUCDBRIB</b>	8) giving bribes	___ ① ___	___ ② ___	___ ③ ___	___ ④ ___	___ ⑤ ___	___ (-8) ___
<b>SUCDRACE</b>	9) race	___ ① ___	___ ② ___	___ ③ ___	___ ④ ___	___ ⑤ ___	___ (-8) ___
<b>SUCDREL</b>	10) religion	___ ① ___	___ ② ___	___ ③ ___	___ ④ ___	___ ⑤ ___	___ (-8) ___
<b>SUCDSEX</b>	11) gender	___ ① ___	___ ② ___	___ ③ ___	___ ④ ___	___ ⑤ ___	___ (-8) ___

**HAPPINSS**

22. If you were to consider your life in general these days, how happy or unhappy would you say you are, on the whole...

Very happy					Very unhappy	Can't choose
___ ① ___	___ ② ___	___ ③ ___	___ ④ ___	___ ⑤ ___	___ (-8) ___	

**ATTEND**

23. How often do you attend religious services?

- \_\_\_ (01) A few times a week                      \_\_\_ (06) Once a year  
 \_\_\_ (02) Once a week                              \_\_\_ (07) Less than once a year  
 \_\_\_ (03) Two or three times a month            \_\_\_ (08) NEVER  
 \_\_\_ (04) Once a month                            \_\_\_ (-8) Don't know  
 \_\_\_ (05) Several times a year

**RELIG**

24. What is your religion?

- \_\_\_ ① Buddhism                      \_\_\_ ④ No religion (*go to Question 26*)  
 \_\_\_ ② Protestant                    \_\_\_ (77) Other (*Specify: \_\_\_\_\_*)  
 \_\_\_ ③ Catholic

Probing

**RELITEN**25.1 (*If you have a religion*) Do you call yourself a strong, or not a very strong follower of your religion?

- \_\_\_ ① Strong                              \_\_\_ ③ Not very strong  
 \_\_\_ ② Somewhat strong                \_\_\_ (-8) Don't know



**URBRURAL**

26. Which of the categories below comes closest to the type of place you are living in now?

| Probing

- \_\_\_ ① A big city                      \_\_\_ ④ A country village  
\_\_\_ ② The suburbs or outskirts of a big city    \_\_\_ ⑤ A secluded place  
\_\_\_ ③ A small city or a town                 \_\_\_ (-8) Don't know



※ The following will be questions on COVID-19.

**COVIDGOV**

27. Do you think have the current government has responded to the spread of COVID-19 well?

- \_\_\_ ① They have responded well                      \_\_\_ ③ Neither well nor poorly  
\_\_\_ ② They have responded poorly                      \_\_\_ (-8) Don't know

## COVIDMAS

28. The usage of masks is becoming long-term. How often did you wear a mask for the first half of this year?

- \_\_\_ ① I always wear a mask regardless of COVID-19 guidelines.
- \_\_\_ ② I only wear a mask when it aligns with keeping COVID-19 guidelines.
- \_\_\_ ③ I tend to not wear a mask even though I know it's a violation of COVID-19 guidelines.

[illegible]

**COVIDMET**

29. The restriction on face-to-face gatherings are becoming long-term. How often did you meet face-to-face with other in the first half of last year?

- \_\_\_ ① I tend to not have face-to-face meetings regardless of COVID-19 guidelines.
- \_\_\_ ② I tend to have face-to-face meetings while keeping COVID-19 guidelines.
- \_\_\_ ③ I tend to have face-to-face meetings even when I know it's a violation of COVID-19 guidelines.

**COVIDFRE**

30. Out of individual liberty and public safety, which COVID-19 guideline should prioritize more?

Personal freedom  
first

Both are important
--------------------

Public safety first

can't choose

- ①                      ②                      ③                      ④                      ⑤                      (-8)

## COVIDRES

31. How well do you think you're dealing with unpredictable situations that spawn from COVID-19?

- \_\_\_\_ ① Very well  
 \_\_\_\_ ② Well  
 \_\_\_\_ ③ Average  
 \_\_\_\_ ④ Not so well  
 \_\_\_\_ ⑤ Impossible to deal with

32. Face-covering masks that fight against COVID-19 hold different meanings for people. What does a mask mean to you? Please choose all that apply.

**MASKWHTI** ① Something helpful

**MASKWHT4** ④ Something mundane

**MASKWHIT7** ⑦ A private life

**MASKWHT2** ② Something useless

**MASKWHT5** ⑤ Something complicated

**MASKWHT8** ⑧ A community spirit

**MASKWHT3** ③ Something hassle

**MASKWHT6** ⑥ Something nervous and sensitive

**MASKWHT9** ⑨ A collective oppression



## VACCINE

33. Are you going to get a COVID-19 vaccine?

- \_\_\_ ① I will never get vaccinated  
\_\_\_ ② I will probably not get vaccinated  
\_\_\_ ③ I will probably get vaccinated  
\_\_\_ ④ I will for certain get vaccinated  
\_\_\_ ⑤ I've already got vaccinated

[illegible]



※ Now I'm going to ask you a few things about the government's role and policy

**MINILIFE**

34. A universal basic income is a system in which the government provides every citizen with a set of money on a regular basis, regardless of their background and employment status. It is currently experimented in a few countries and regions. Do you agree with implementing the policy in our country?

Probing

- \_\_\_ ① Strongly disagree      \_\_\_ ④ Agree  
\_\_\_ ② Disagree      \_\_\_ ⑤ Strongly agree  
\_\_\_ ③ Neither agree nor disagree      \_\_\_ (-8) Don't know

☐

**TAXBASIC**

35. If universal basic income is implemented through taxes, do you agree with its implementation?

Probing

- \_\_\_ ① Strongly disagree      \_\_\_ ④ Agree  
\_\_\_ ② Disagree      \_\_\_ ⑤ Strongly agree  
\_\_\_ ③ Neither agree nor disagree      \_\_\_ (-8) Don't know

☐

**NUKPLTOA**

36. Which direction do you think our country's nuclear power development policy should go?

Probing

- \_\_\_ ① Expand nuclear power      \_\_\_ ③ Reduce nuclear power  
\_\_\_ ② Stay at the current level of nuclear power      \_\_\_ (-8) Don't know

☐

37. Listed below are various areas of government spending. Please show whether you would like to see more or less government spending in each area. Remember that if you say "much more", it might require a tax increase to pay for it.

		Spend much more	Spend more	Spend the same as now	Spend less	Spend much less	Can't choose
<b>GOVSPD1</b>	1) The environment	___ ① ___	___ ② ___	___ ③ ___	___ ④ ___	___ ⑤ ___	___ (-8) ___
<b>GOVSPD2</b>	2) Health	___ ① ___	___ ② ___	___ ③ ___	___ ④ ___	___ ⑤ ___	___ (-8) ___
<b>GOVSPD3</b>	3) Public safety	___ ① ___	___ ② ___	___ ③ ___	___ ④ ___	___ ⑤ ___	___ (-8) ___
<b>GOVSPD4</b>	4) Education	___ ① ___	___ ② ___	___ ③ ___	___ ④ ___	___ ⑤ ___	___ (-8) ___
<b>GOVSPD5</b>	5) The military and defence	___ ① ___	___ ② ___	___ ③ ___	___ ④ ___	___ ⑤ ___	___ (-8) ___
<b>GOVSPD6</b>	6) Old age pensions	___ ① ___	___ ② ___	___ ③ ___	___ ④ ___	___ ⑤ ___	___ (-8) ___
<b>GOVSPD7</b>	7) Unemployment benefits	___ ① ___	___ ② ___	___ ③ ___	___ ④ ___	___ ⑤ ___	___ (-8) ___
<b>GOVSPD8</b>	8) Culture and the arts	___ ① ___	___ ② ___	___ ③ ___	___ ④ ___	___ ⑤ ___	___ (-8) ___

38. To what degree do you agree to the following opinion?

		Strongly agree	Somewhat agree	Neither	Somewhat disagree	Strongly disagree	Can't choose
<b>GOVUNEMP</b>	1) The government needs to aid the jobless to maintain a certain level of living	___ ① ___	___ ② ___	___ ③ ___	___ ④ ___	___ ⑤ ___	___ (-8) ___
<b>GOVLESS</b>	2) The government needs to cut back on the aid for the poor	___ ① ___	___ ② ___	___ ③ ___	___ ④ ___	___ ⑤ ___	___ (-8) ___

**PENSIONW**

39. High-income earners contribute a higher amount to the national pension than low-income earners. Some argue that high-income earners deserve more pensions in their senior years because they pay more. Others say that low-income earners deserve more pensions because they are economically struggling. Which of the following statements comes closest to your view?

- \_\_\_ ① High-income earners should get more pension  
\_\_\_ ② Both deserve the same amount  
\_\_\_ ③ Low-income earners should get more pension  
\_\_\_ (-8) Don't know

☐



**UNEMPBEN**

40. High-income earners pay more for employment insurance than low-income earners. Some argue that high-income earners should get more unemployment benefits because they pay more. Others say that low-income earners should get more unemployment benefits because they are economically struggling. Which of the following statements comes closest to your view?

- \_\_\_ ① High-income earners should get more benefits  
 \_\_\_ ② Both deserve the same amount  
 \_\_\_ ③ Low-income earners should get more benefits  
 \_\_\_ (-8) Don't know

☐**HLTHINSW**

41. High-income earners pay more for the cost of health insurance than low-income earners. Some argue since high-income earners pay more, they should get more coverage than low-income earners. Others say since low-income earners are economically struggling, they should get more coverage. Which of the following statements comes closest to your view?

- \_\_\_ ① High-income earners should get more coverage  
 \_\_\_ ② Both deserve the same amount  
 \_\_\_ ③ Low-income earners should get more coverage  
 \_\_\_ (-8) Don't know

☐**ECONDISW**

42. Out of the following, which do you think should be considered most important when distributing economic resources in our society?

- \_\_\_ ① Whether those with highest contribution can get the most  
 \_\_\_ ② Whether everyone can get about the same amount  
 \_\_\_ ③ Whether those in need can get enough  
 \_\_\_ (-8) Don't know

☐

**※ Now we're going to ask you about your attitude towards life.**

**CONFULIV**

43. Do you think you live a Confucian way of life?

- \_\_\_ ① Yes(*go to Question 43.1*) \_\_\_ ② No \_\_\_ (-8) Don't know

☐

43.1 You have answered that you live a Confucian life. Tell us whether the following choices are your reasons for living a Confucian life.

**FAMRESPO**

1) I feel a responsibility toward my family

**CONFUKOR**

2) I regard Confucian values as part of Korean identity

**CONFURIT**

3) I place value on Confucian rituals and actions in my life

**ANCEDUTY**

4) I feel an obligation towards my ancestors

**CONFUETH**

5) Confucian values are moral standards for life

Yes	No
___ ① ___	___ ② ___
___ ① ___	___ ② ___
___ ① ___	___ ② ___
___ ① ___	___ ② ___
___ ① ___	___ ② ___

**LIFESAT**

44. All things considered, how satisfied are you with your life as a whole these days?

Very satisfied



Very dissatisfied

☐

\_\_\_ ① \_\_\_      \_\_\_ ② \_\_\_      \_\_\_ ③ \_\_\_      \_\_\_ ④ \_\_\_      \_\_\_ ⑤ \_\_\_

**FAMSATIS**

45. All things considered, how satisfied are you with your relationships with family members?

- \_\_\_ ① Completely satisfied      \_\_\_ ④ Neither satisfied nor dissatisfied      \_\_\_ ⑦ Completely dissatisfied  
 \_\_\_ ② Very satisfied      \_\_\_ ⑤ Fairly dissatisfied      \_\_\_ (-8) Don't know  
 \_\_\_ ③ Fairly satisfied      \_\_\_ ⑥ Very dissatisfied

☐



46. These questions are related to your view on human nature and moral character. Choose a number from 1 to 7.

1) **HUMNAT**

Human nature is basically bad.



Human nature is basically good.

\_\_\_\_\_①\_\_\_\_\_ \_\_\_\_\_②\_\_\_\_\_ \_\_\_\_\_③\_\_\_\_\_ \_\_\_\_\_④\_\_\_\_\_ \_\_\_\_\_⑤\_\_\_\_\_ \_\_\_\_\_⑥\_\_\_\_\_ \_\_\_\_\_⑦\_\_\_\_\_

2) **MORALBRN**

Individual morality is decided by the given environment.



Individual morality is decided upon birth.

\_\_\_\_\_①\_\_\_\_\_ \_\_\_\_\_②\_\_\_\_\_ \_\_\_\_\_③\_\_\_\_\_ \_\_\_\_\_④\_\_\_\_\_ \_\_\_\_\_⑤\_\_\_\_\_ \_\_\_\_\_⑥\_\_\_\_\_ \_\_\_\_\_⑦\_\_\_\_\_

47. Do you think it is wrong or not wrong if...?

		Always wrong	Almost always wrong	wrong only sometimes	Not wrong at all	Can't choose
<b>SEXATT1</b>	1) a man and a woman have sexual relations before marriage	_____①_____	_____②_____	_____③_____	_____④_____	_____(-8)_____
<b>SEXATT2</b>	2) a married person having sexual relations with someone other than his or her husband or wife	_____①_____	_____②_____	_____③_____	_____④_____	_____(-8)_____
<b>SEXATT3</b>	3) sexual relations between two adults of the same sex	_____①_____	_____②_____	_____③_____	_____④_____	_____(-8)_____

48. To what extent do you agree or disagree with each of the following statements?

		Strongly agree	Agree	Neither agree nor disagree	Disagree	Strongly disagree	Can't choose
<b>MYTH218</b>	1) Some fortune tellers really can foresee the future	_____①_____	_____②_____	_____③_____	_____④_____	_____⑤_____	_____(-8)_____
<b>MYTH518</b>	2) The Four Pillars(saju) determines a person's life	_____①_____	_____②_____	_____③_____	_____④_____	_____⑤_____	_____(-8)_____

49. Do you agree or disagree with each of the statements about suicide?

**If someone is . . . then that person has the right to commit suicide.**

		Yes	No	Don't know
<b>SUICIDE131</b>	1) suffering incurable disease	_____①_____	_____②_____	_____(-8)_____
<b>SUICIDE132</b>	2) bankrupt	_____①_____	_____②_____	_____(-8)_____
<b>SUICIDE133</b>	3) dishonoring the family	_____①_____	_____②_____	_____(-8)_____
<b>SUICIDE134</b>	4) tired of living and wants to die	_____①_____	_____②_____	_____(-8)_____



※ The following will be questions on the public opinion poll.

50. To what extent do you agree or disagree with each of the following statements?

		Strongly disagree	Mostly disagree	Somewhat disagree	Neither disagree nor agree	Somewhat agree	Mostly agree	Strongly agree
<b>POLLENJY</b>	1) I really enjoy responding to questionnaires through the Internet	___①___	___②___	___③___	___④___	___⑤___	___⑥___	___⑦___
<b>POLLINTE</b>	2) I really enjoy being interviewed for a survey	___①___	___②___	___③___	___④___	___⑤___	___⑥___	___⑦___
<b>POLLIMPO</b>	3) Surveys are interesting in themselves	___①___	___②___	___③___	___④___	___⑤___	___⑥___	___⑦___
<b>POLLSOCI</b>	4) Surveys are important for society	___①___	___②___	___③___	___④___	___⑤___	___⑥___	___⑦___
<b>POLLUSEF</b>	5) A lot can be learned from information collected through surveys	___①___	___②___	___③___	___④___	___⑤___	___⑥___	___⑦___
<b>POLLTIME</b>	6) Completing surveys is a waste of time	___①___	___②___	___③___	___④___	___⑤___	___⑥___	___⑦___
<b>POLLREQU</b>	7) I receive far too many requests to participate in surveys	___①___	___②___	___③___	___④___	___⑤___	___⑥___	___⑦___
<b>POLLPRIV</b>	8) Opinions polls are an invasion of privacy	___①___	___②___	___③___	___④___	___⑤___	___⑥___	___⑦___
<b>POLLTIRD</b>	9) It is exhaustive to answer so many questions in a survey	___①___	___②___	___③___	___④___	___⑤___	___⑥___	___⑦___

51. Now you will see descriptions of some persons. Please look at each description and indicate how much each person is or is not like you. Use this scale for your answer.

		Very similar	Similar	Mostly similar	Somewhat similar	Not similar	Not similar at all
<b>VALUES1</b>	1) Thinking up new ideas and being creative is important to her/him. She/he likes to do things in her/his own original way.	___①___	___②___	___③___	___④___	___⑤___	___⑥___
<b>VALUES2</b>	2) It is important to her/him to be rich. She/he wants to have a lot of money and expensive things.	___①___	___②___	___③___	___④___	___⑤___	___⑥___
<b>VALUES3</b>	3) She/he thinks it is important that every person in the world should be treated equally. She/he believes everyone should have equal opportunities in life.	___①___	___②___	___③___	___④___	___⑤___	___⑥___
<b>VALUES4</b>	4) It's important to her/him to show her/his abilities. She/he wants people to admire what she/he does.	___①___	___②___	___③___	___④___	___⑤___	___⑥___
<b>VALUES5</b>	5) It is important to her/him to live in secure surroundings. She/he avoids anything that might endanger her/his safety.	___①___	___②___	___③___	___④___	___⑤___	___⑥___
<b>VALUES6</b>	6) She/he likes surprises and is always looking for new things to do. She/he thinks it is important to do lots of different things in life.	___①___	___②___	___③___	___④___	___⑤___	___⑥___
<b>VALUES7</b>	7) She/he believes that people should do what they're told. She/he thinks people should follow rules at all times, even when no-one is watching.	___①___	___②___	___③___	___④___	___⑤___	___⑥___
<b>VALUES8</b>	8) It is important to her/him to listen to people who are different from her/him. Even when she/he disagrees with them, she/he still wants to understand them.	___①___	___②___	___③___	___④___	___⑤___	___⑥___
<b>VALUES9</b>	9) It is important to her/him to be humble and modest. She/he tries not to draw attention to herself/himself.	___①___	___②___	___③___	___④___	___⑤___	___⑥___
<b>VALUES10</b>	10) Having a good time is important to her/him. She/he likes to 'spoil' herself/himself.	___①___	___②___	___③___	___④___	___⑤___	___⑥___
<b>VALUES11</b>	11) It is important to her/him to make her/his own decisions about what she/he does. She/he likes to be free and not depend on others.	___①___	___②___	___③___	___④___	___⑤___	___⑥___
<b>VALUES12</b>	12) It's very important to her/him to help the people around her/him. She/he wants to care for their well-being.	___①___	___②___	___③___	___④___	___⑤___	___⑥___
<b>VALUES13</b>	13) Being successful in life is important to her/him. She/he hopes people will recognize her/his achievements.	___①___	___②___	___③___	___④___	___⑤___	___⑥___



<b>VALUES14</b>	14) It is important to her/him that the government ensures her/his safety against all threats. She/he wants the state to be strong so it can defend its citizens.	___①___	___②___	___③___	___④___	___⑤___	___⑥___
<b>VALUES15</b>	15) She/he looks for adventures and likes to take risks. She/he wants to have an exciting life.	___①___	___②___	___③___	___④___	___⑤___	___⑥___
<b>VALUES16</b>	16) She/he wants to avoid doing anything people would say that is wrong.	___①___	___②___	___③___	___④___	___⑤___	___⑥___
<b>VALUES17</b>	17) It is important to her/him to get respect from others. She/he wants people to do what she/he says.	___①___	___②___	___③___	___④___	___⑤___	___⑥___
<b>VALUES18</b>	18) It is important to her/him to be loyal to her/his friends. She/he wants to devote herself/himself to people close to her/him.	___①___	___②___	___③___	___④___	___⑤___	___⑥___
<b>VALUES19</b>	19) She/he strongly believes that people should care for nature. Looking after the environment is important to her/him.	___①___	___②___	___③___	___④___	___⑤___	___⑥___
<b>VALUES20</b>	20) Tradition is important to her/him. She/he tries to follow the customs handed down by her/his religion or her/his family.	___①___	___②___	___③___	___④___	___⑤___	___⑥___
<b>VALUES21</b>	21) It's very important to her/him to help other people and do good for the society at large.	___①___	___②___	___③___	___④___	___⑤___	___⑥___
<b>VALUES22</b>	22) She/he seeks every chance she/he can to have fun. It is important to her/him to do things that give her/him pleasure.	___①___	___②___	___③___	___④___	___⑤___	___⑥___



※ Next I'd like to ask you about your family.

52. I would like to ask about your relationship with your family members. Family members include those living in your house, living somewhere else, and those who are not blood-related to you but live in your house. Please answer the following questions accordingly.

Probing

(Write down the person's relationship to the respondent first, then ask person's sex, age, marital status, etc. in order. Make sure to ask about everyone mentioned in question 56, 57, and 58.)

- 1) Relation to respondent
- 2) Is [PERSON] male or female?
- 3) How old is [PERSON]?
- 4) Is [PERSON] now married, widowed, divorced, separated, never married, or cohabiting?
- 5) Is [PERSON] living in your house, or is [PERSON] temporarily living elsewhere?
- 6) (If [PERSON] is temporarily staying elsewhere) What is the primary reason for temporarily staying somewhere else?
- 7) Is [PERSON] currently working for pay?
- 8) (If not working) What is the primary reason for not working?

Fam ily No.	1) Relation to respondent		2) Sex		3) Age	4) Marital status		5) Cohabitation Status			7) Employment status				
	Relation	Code	① M	② F		Status	Code	① Cohabiti ng	② Living some -where else	6) Reason for living somewhere else		① Employed	② Not employed	8) Reason for not working	
										Reason	Code			Reason	Code
1	RELATE		SEX		AGE		MARITAL		AWAY		WHYAWY		EMPLY		WHYNOE
2	RELATE2		GENDER2		OLD2		MAR2		AWAY2		WHYAWY2		EMPLY2		WHYNOE2
3	RELATE3		GENDER3		OLD3		MAR3		AWAY3		WHYAWY3		EMPLY3		WHYNOE3
4	RELATE4		GENDER4		OLD4		MAR4		AWAY4		WHYAWY4		EMPLY4		WHYNOE4
5	RELATE5		GENDER5		OLD5		MAR5		AWAY5		WHYAWY5		EMPLY5		WHYNOE5
6	RELATE6		GENDER6		OLD6		MAR6		AWAY6		WHYAWY6		EMPLY6		WHYNOE6
7	RELATE7		GENDER7		OLD7		MAR7		AWAY7		WHYAWY7		EMPLY7		WHYNOE7
8	RELATE8		GENDER8		OLD8		MAR8		AWAY8		WHYAWY8		EMPLY8		WHYNOE8
9	RELATE9		GENDER9		OLD9		MAR9		AWAY9		WHYAWY9		EMPLY9		WHYNOE9
10	RELATE10		GENDER10		OLD10		MAR10		AWAY10		WHYAWY10		EMPLY10		WHYNOE10

《 CODE LISTS 》

1) Relation to respondent			4) Marital status	6) Reasons for living elsewhere	8) Reasons for not working	
(01) Respondent	(11) Grandchildren	(21) Parent's siblings	① Married	(01) Schooling	(01) Under the schooling age	(11) Looking for employment
(02) Spouse	(12) Grandchildren's spouse	(22) Friend	② Widowed	(02) Employment	(02) Schooling	(12) Studying
(03) 1st child	(13) Parents	(23) Boarder	③ Divorced	(03) Military service	(03) Housework	(13) Enlistment
(04) 2nd child	(14) Spouse's parents	(24) Housekeeper	④ Separated	(04) Respondent's schooling	(04) Old age	(14) Business Failure
(05) 3rd child	(15) Siblings	(25) Partner	⑤ Never married	(05) Respondent's employment	(05) Illness	(15) No plans for getting employed
(06) 4th child	(16) Spouse's siblings	(26) Caregiver	⑥ Cohabiting	(77) OTHER (SPECIFY:_____)	(06) Disabled	(16) Preparing to get married
(07) 5th child	(17) Grandparents	(77) OTHER (SPECIFY:_____)			(07) Temporarily not working	(17) Religious reasons
(08) 6th child	(18) Nephew/Niece				(08) Unemployed	(18) To look after family
(09) 7th child	(19) Cousins				(09) Retired under the age limit	(19) Has no ability to get employed
(10) Children's spouse	(20) Sibling's spouse					(77) OTHER (SPECIFY:_____)

HHWHO / HDHEAD / HHSEX / HHAGE / HHMARI / HHAWAY / HHWHYAWY / HHEMPLY / HHWHYNOE

53. Who is the household head?

SERIAL NUMBER: \_\_\_\_\_

Probing



**FBIRTHPL / MBIRTHPL**

54. In what country were your parents born?

• Father: \_\_\_\_\_

• Mother: \_\_\_\_\_

**KIDNUMIO**

55. How many children (sons and daughters) have you had? Please include those who are living together with you or not and also include those who were born by natural birth or who were adopted (Don't include, however, those who are deceased).

• Total number of children: \_\_\_\_\_

\_\_\_\_ (00) None

**HOMPOP**

56. How many family members, including yourself, live at your residence? Do not include those who are temporarily living elsewhere due to schooling, employment, military service, etc.

• Number of family members living with respondent: \_\_\_\_\_

Probing

**SEPAPOP**

57. Are there any family members who are living somewhere else due to schooling, employment, military service, etc.? (If there are) How many such persons are there?

• Number of family members living away from respondent: \_\_\_\_\_

\_\_\_\_ (00) None

Probing

**UNRELAT**

58. How many persons live in your house who are not your family members (e.g., friends, partner, etc.)?

• Number of non-family members living with respondent: \_\_\_\_\_

\_\_\_\_ (00) None

Probing

**SPOSHLTH**

59. (If you have a spouse), How is your spouse's health like in general?

\_\_\_\_ ① Very good

\_\_\_\_ ④ Neither good nor bad

\_\_\_\_ ② Somewhat good

\_\_\_\_ ⑤ Bad

\_\_\_\_ ③ Good

\_\_\_\_ (-8) Can't choose

**FAMILY16**

60. Did you live with your birth father and mother when you were 16? If not, who did you live with? If you got married or left the house at 16, please respond how you were like before you did so.

\_\_\_\_ ① Birth mother and birth father (*go to Question 61*)

\_\_\_\_ ⑥ Other male relatives (Specify: \_\_\_\_\_)

\_\_\_\_ ② Birth father and stepmother

\_\_\_\_ ⑦ Other female relatives (Specify: \_\_\_\_\_)

\_\_\_\_ ③ Birth mother and stepfather

\_\_\_\_ ⑧ Male and female relatives (e.g.: aunt, uncle, grandparents)

\_\_\_\_ ④ Only with birth father

\_\_\_\_ (77) Other (Specify: \_\_\_\_\_)

\_\_\_\_ ⑤ Only with birth mother

**WHYNOTPA**

60.1 What is the reason that you did not live with your birth mother or birth father

\_\_\_\_ ① One or both of them passed away

\_\_\_\_ ② They got divorced or spilt-up

\_\_\_\_ ③ Because of father's workplace

\_\_\_\_ ④ One or both of them were sick

\_\_\_\_ (77) Other (Specify: \_\_\_\_\_)

\_\_\_\_ (-8) Don't know

**PAINDUS / PAINDO8 / PAIND16A / PAIND16B / PAISCO88 / PAISCO08 / PAOCC16A / PAOCC16B / PAOCC16C / PAOCC16D / PAOCC16E**

61. In what industry did your father work in when you were 16? Please be as specific as possible.

61.1 Industry: \_\_\_\_\_

61.2 Occupation: \_\_\_\_\_

61.3 Job description: \_\_\_\_\_

\_\_\_\_ (-1) Father passed away before 16

Probing



※ Now, I would like to ask you about the education you and your family members have received.

**EDUC**

62. What is the highest level of school you have attended?

Probing	____ (00) NO FORMAL SCHOOL ____ (08) OTHERS (e.g. Seodang, Hanhak)	____ (01) Elementary school ____ (02) Junior high school ____ (03) High school	____ (04) Junior college(Two or three-year course) ____ (05) College (Four-year course) ____ (06) Graduate school (Masters) ____ (07) Graduate school (PhD)	
		<b>GRADUATE</b> 62.1 Did you graduate from this school, or are you currently attending?		
		____ ① Graduated	____ ② Dropped out	____ ③ Currently attending
			<b>DROPYR</b> 62.2 In what grade did you drop out? _____ GRADE	<b>CURRYR</b> 62.3 What grade are you in? _____ GRADE

**SPEDUC**

63. What is the highest level of school your spouse has attended?

Probing	____ (-1) NO SPOUSE ____ (00) NO FORMAL SCHOOL ____ (08) OTHERS (e.g. Seodang, Hanhak)	____ (01) Elementary school ____ (02) Junior high school ____ (03) High school	____ (04) Junior college(Two or three-year course) ____ (05) College (Four-year course) ____ (06) Graduate school (Masters) ____ (07) Graduate school (PhD)	
		<b>SPGRAD</b> 63.1 Did your spouse graduate from this school, or is spouse currently attending?		
		____ ① Graduated	____ ② Dropped out	____ ③ Currently attending
			<b>SPDROPYR</b> 63.2 In what grade did your spouse drop out? _____ GRADE	<b>SPCURRYR</b> 63.3 What grade is your spouse in? _____ GRADE

**PAEDUC**

64. What is the highest level of school your father has attended?

Probing	____ (00) NO FORMAL SCHOOL ____ (08) OTHERS (e.g. Seodang, Hanhak) ____ (-8) DON'T KNOW	____ (01) Elementary school ____ (02) Junior high school ____ (03) High school	____ (04) Junior college(Two or three-year course) ____ (05) College (Four-year course) ____ (06) Graduate school (Masters) ____ (07) Graduate school (PhD)	
		<b>PAGRAD</b> 64.1 Did he graduate from this school, or is he currently attending?		
		____ ① Graduated	____ ② Dropped out	____ ③ Currently attending
			<b>PADROPYR</b> 64.2 In what grade did he drop out? _____ GRADE	<b>PACURRYR</b> 64.3 What grade is he in? _____ GRADE

**MAEDUC**

65. What is the highest level of school your mother has attended?

Probing	____ (00) NO FORMAL SCHOOL ____ (08) OTHERS (e.g. Seodang, Hanhak) ____ (-8) DON'T KNOW	____ (01) Elementary school ____ (02) Junior high school ____ (03) High school	____ (04) Junior college(Two or three-year course) ____ (05) College (Four-year course) ____ (06) Graduate school (Masters) ____ (07) Graduate school (PhD)	
		<b>MAGRAD</b> 65.1 Did she graduate from this school, or is she currently attending?		
		____ ① Graduated	____ ② Dropped out	____ ③ Currently attending
			<b>MADROPYR</b> 65.2 In what grade did he drop out? _____ GRADE	<b>MACURRYR</b> 65.3 What grade is he in? _____ GRADE



※ Next, I am going to ask about your job in detail.

INCMR

66. Do you have a job that provides income?

Probing

<p style="text-align: right;">___ ① Yes <input type="checkbox"/></p> <p><b>EMPED</b> 66.1 Do you work for someone else?</p> <p style="text-align: right;">___ ① Yes <input type="checkbox"/></p> <p><b>WGSTAT</b> 66.2 What is your employment status?          ___ ① Regular employee          ___ ② Temporary employee          ___ ③ Day labor</p> <p><b>WGPTFL</b> 66.3 Are you working part time or full time?          ___ ① Part-time ___ ② Full-time</p> <p><b>WGWKHR</b> 66.4 How many hours a week do you work on average?          ___ Hours ___ (-8) Don't know</p> <p><b>WGSTAB</b> 66.5 Is it possible to keep this job as long as you want?          ___ ① Yes ___ ② No</p> <p><b>WGSECT</b> 66.6 Are you employed by the government, a publicly owned firm, a private firm, or a non-profit organization?          ___ ① Government          ___ ② Publicly owned firm          ___ ③ Private firm          ___ ④ Non-profit organization</p> <p><b>WGUNN</b> 66.7 Are you a union member?          ___ ① Yes ___ ② No          (ask Q. 66.7.1)</p> <p><b>WGUNNP</b> (If not union member)          66.7.1 Were you a member of trade union before?          ___ ① Yes ___ ② No</p> <p><b>WGNOEMP</b> 66.8 How many people are working in your company? Please don't count people working in the headquarters or branches located in other area, and include part-time workers, too, in your company.  <input type="checkbox"/> <input type="checkbox"/> <input type="checkbox"/></p>	<p style="text-align: right;">___ ② No <input type="checkbox"/></p> <p><b>UNSRCH</b> 66.17 Over the last 7 days, did you actively look for a job?          ___ ① Yes ___ ② No</p> <p><b>UNXTINC / UNXTINCO / UNXTINCM</b> 66.18 Do you have any sources of income? This includes interest or dividends, rent, social security, other pensions, alimony or child support, public aid (welfare), and armed forces or veteran's allotment. If any, what is your monthly average income?          ___ ① Yes ___ ② No          (go to Q. 66.19)  <input type="checkbox"/></p> <p><b>Monthly Average Income:</b> _____          MAN(10,000) WON (CODE NO.: _____)          ___ (-8) Don't know</p> <p><b>UNWKEX</b> 66.19 Have you ever had a paid job?          ___ ① Yes ___ ② No (go to Q. 68)</p> <p><b>UNSTAT</b> 66.20 What type of job did you have at recent time?          ___ ① Worked for government          ___ ② Worked for publicly owned firm          ___ ③ Worked for private firm          ___ ④ Worked for non-profit organization          ___ ⑤ Worked for family without being paid          ___ ⑥ Self-employed with no employees          ___ ⑦ Self-employed with employees          (ask Q. 66.20.1)</p> <p><b>UNNOHI</b> (If you were self-employed with employees)          66.20.1 How many employees did you employ?          NUMBER OF EMPLOYEES: _____          ___ (-8) Don't know</p> <p><b>UNSUBO</b> 66.21 Did you have any subordinates in your workplace whom you directly managed and supervised?          ___ ① Yes ___ ② No</p> <p><b>UNWKHR</b> 66.22 How many hours a week did you work on average?          ___ Hours          ___ (-8) Don't know</p>
<p><b>NUMSUP</b> 66.14.1 How many subordinates do you have in your workplace whom you manage and supervise? _____ persons (If not have, go to Q. 58.14)</p> <p><b>EMSUBO</b> 66.14.2 Do you have any subordinates in your workplace whom you directly manage and supervise?          ___ ① Yes ___ ② No ___ (-8) Don't know</p> <p><b>RINCOMO / RINCOME</b> 66.15 Before taxes and other deductions, what is your total monthly average income from this job? This includes your base pay, bonuses, and other allowances. (If the respondent does not have a regular monthly income (e.g. farmer), then divide the estimated annual income by 12)          About: _____ MAN(10,000) WON (CODE NO.: _____) ___ (-8) Don't know</p> <p><b>RXTINC / RXTINCO / RXTINCM</b> 66.16 Beside income from your main job, do you have other sources of income? This includes interest or dividends, rent, social security, other pensions, alimony or child support, public aid (welfare), and armed forces or veteran's allotment. If any, what is your monthly average income?          ___ ① Yes ___ ② No (go to Q. 67)  <input type="checkbox"/></p> <p><b>Other Monthly Average Income:</b>          _____ MAN(10,000) WON (CODE NO.: _____) ___ (-8) Don't know</p>	<p style="text-align: right;">___ ② No <input type="checkbox"/></p> <p><b>SFSTAT</b> 66.10 If not employed, are you working for the family, self-employed with no employees, or self-employed with employees?          ___ ① Working for family without being paid          ___ ② Self-employed with no employees          ___ ③ Self-employed with employees          (go to Q. 66.10.1)</p> <p><b>SFNOHI</b> (If self-employed with employees)          66.10.1 How many employees do you employ?          NUMBER OF EMPLOYEES: _____</p> <p><b>SFPTFL</b> 66.11 Are you working part time or full time?          ___ ① Part-time ___ ② Full-time</p> <p><b>SFWKHR</b> 66.12 How many hours a week do you work on average?          ___ Hours ___ (-8) DON'T KNOW</p> <p><b>SFTENYR / SFTENMO</b> 66.13 How long have you worked at your current job?          ___ Years ___ Months <input type="checkbox"/></p> <p style="text-align: right;">↓</p> <p style="text-align: right;">↓</p> <p style="text-align: right;">↓</p>

**INDUSTRY / INDUS08 / INDUS16 / OCC / OCC08 / OCC16A / OCC16B / OCC16C / OCC16D / OCC16E**

67. What kind of work do you normally do? What do you actually do in that job? If currently not working, tell me about your last job.

Probing

67.1 Industry: \_\_\_\_\_

67.2 Occupation: \_\_\_\_\_

67.3 Job description: \_\_\_\_\_



※ Next, I am going to ask about your spouse's main job.

**SPINCMR**

68. Does your spouse have a job that provides income? \_\_\_\_\_ (-1) NO SPOUSE (go to Q. 70)

Probing

<p style="text-align: center;">_____ ① Yes <input type="checkbox"/></p> <p><b>SPEMPED</b> 68.1 Does your spouse work for someone else?</p> <p style="text-align: center;">_____ ① Yes <input type="checkbox"/>      _____ ② No <input type="checkbox"/></p> <p><b>SPWGSTAT</b> 68.2 What is your spouse's employment status?          _____ ① Regular employee          _____ ② Temporary employee          _____ ③ Day labor</p> <p><b>SPWGPTFL</b> 68.3 Is your spouse working part time or full time?          _____ ① Part-time    _____ ② Full-time</p> <p><b>SPWGWKHR</b> 68.4 How many hours a week does your spouse work on average?          _____ Hours          _____ (-8) DON'T KNOW</p> <p><b>SPWGSTAB</b> 68.5 Is it possible for your spouse to keep this job as long as s/he wants?          _____ ① Yes    (-8) DON'T KNOW          _____ ② No</p> <p><b>SPWGSECT</b> 68.6 Is your spouse employed by the government, a publicly owned firm, a private firm, or a non-profit organization?          _____ ① Government          _____ ② Publicly owned firm          _____ ③ Private firm          _____ ④ Non-profit organization</p> <p><b>SPWGUNN</b> 68.7 Is your spouse a union member?          _____ ① Yes          _____ ② No (ask Q. 68.7.1)</p> <p><b>SPWGUNNP</b> (If not union member) 68.7.1 Was your spouse a member of trade union before?          _____ ① Yes    _____ ② No</p> <p style="text-align: center;"><input type="checkbox"/> <input type="checkbox"/> <input type="checkbox"/>      <input type="checkbox"/></p>	<p style="text-align: center;">_____ ② No <input type="checkbox"/></p> <p><b>SPUNSRCH</b> 68.15 Over the last 7 days, did your spouse actively look for a job?          _____ ① Yes          _____ ② No</p> <p><b>SPUNXTN / SPUNXTNO / SPUNXTNM</b> 68.16 Does your spouse have any sources of income? This interest or dividends, rent, social security, other pensions, alimony or child support, public aid (welfare), and armed forces or veteran's allotment.          _____ ① Yes    _____ ② No          (go to Q. 60.17)</p> <p style="text-align: center;"><input type="checkbox"/></p> <p>Monthly Average Income: _____          MAN(10,000)WON (CODE NO.: _____)          _____ (-8) DON'T KNOW</p> <p><b>SPUNWKEK</b> 68.17 Has your spouse ever had a paid job?          _____ ① Yes          _____ ② No (go to Q.70)</p> <p><b>SPUNSTAT</b> 68.18 What type of job did your spouse have at that time?          _____ ① Worked for government          _____ ② Worked for publicly owned firm          _____ ③ Worked for private firm          _____ ④ Worked for non-profit organization          _____ ⑤ Worked for family without being paid          _____ ⑥ Self-employed with no employees          _____ ⑦ Self-employed with employees (ask Q. 68.18.1)</p> <p><b>SPUNNOHI</b> (If your spouse were self-employed with employees) 68.18.1 How many employees did your spouse employ?          NUMBER OF EMPLOYEES: _____          _____ (-8) DON'T KNOW</p> <p><b>SPUNSUBO</b> 68.19 Did your spouse have any subordinates in the workplace whom s/he directly managed and supervised?          _____ ① Yes    _____ ② No          _____ (-8) DON'T KNOW</p> <p><b>SPUNWKHR</b> 68.20 How many hours a week did your spouse work on average?          _____ Hours          _____ (-8) DON'T KNOW</p>
---	---

**SPNUMSUP**  
68.12.1 How many subordinates does your spouse have in the workplace whom s/he manages and supervises?  
 \_\_\_\_\_ persons (If not have, go to Q. 68.13)

**SPEMSUBO**  
68.12.2 Does your spouse have any subordinates in the workplace whom s/he directly manages and supervises?  
 \_\_\_\_\_ ① Yes    \_\_\_\_\_ ② No    \_\_\_\_\_ (-8) DON'T KNOW

**SPINCOMO / SPINCOME**  
68.13 Before taxes and other deductions, what is your spouse's total monthly average income from this job? This includes his/her base pay, bonuses, and other allowances. (If the respondent's spouse does not have a regular monthly income (e.g. farmer), then divide the estimated annual income by 12.)  
 ABOUT \_\_\_\_\_ MAN(10,000) WON (CODE NO.: \_\_\_\_\_)  
 \_\_\_\_\_ (-8) DON'T KNOW

**SPXTINC / SPXTINCO / SPXTINCM**  
68.14 Beside income from the main job of your spouse, does your spouse have other sources of income? This includes interest or dividends, rent, social security, other pensions, alimony or child support, public aid (welfare), and armed forces or veteran's allotment. If any, what is his/her monthly average income?  
 \_\_\_\_\_ ① Yes    \_\_\_\_\_ ② No (go to Q. 69)  
☐

Other Monthly Average Income: \_\_\_\_\_ MAN(10,000) WON (CODE NO.: \_\_\_\_\_)  
 \_\_\_\_\_ (-8) DON'T KNOW

**SPIND / SPIND08 / SPIND16 / SPOCC / SPOCC08 / SPOCC16A / SPOCC16B / SPOCC16C / SPOCC16D / SPOCC16E**

69. What kind of work does your spouse normally do? What does s/he actually do in that job? If currently not working, tell me about his/her last job.

Probing

69.1 Industry: \_\_\_\_\_

69.2 Occupation: \_\_\_\_\_

69.3 Job description: \_\_\_\_\_



**INCOMO / INCOME**

70. What is the approximate total monthly income of your household before tax deductions? Please include the income of all household members, including yourself, such as employment income, interest, property and rental income, pensions, various subsidies, or personal financial support received from others. (For agricultural income or similar, divide the annual income by 12 to enter the monthly amount, and be sure to account for the income of all household members listed in questions 56, 57, and 58, whether they live with you or not. However, exclude household members who do not share finances.)

• APPROXIMATELY: \_\_\_\_\_MAN(10,000) WON (CODE NUMBER: \_\_\_\_\_) \_\_\_\_\_ (-8) Don't know

**HOUSTYPE**

71. What type of housing do you currently live in?

\_\_\_ ① Detached house

\_\_\_ ③ Multi family residential

\_\_\_ ② Apartment

\_\_\_ (4) Other (Specify: \_\_\_\_\_)

**HOUSOWNS**

72. What form of housing do you currently have?

\_\_\_ ① Own house

\_\_\_ ④ Monthly rent without deposit

\_\_\_ ② Jeonse

\_\_\_ ⑤ Free

\_\_\_ ③ Monthly rent with deposit

\_\_\_ (-8) Don't know

※ Now we're going to ask you about the problems of our society

73. Which of these issues is the most important for Korea today? Please respond with the two items in order of descending priority

① Healthcare	③ Crime	⑤ Immigration	⑦ Terrorism	(77) Others(Specify: _____)
② Education	④ The environment	⑥ The economy	⑧ Poverty	

**TOPPROB1** 1) The most important issue: \_\_\_\_\_ (-8) Can't choose

**TOPPROB2** 2) The second most important issue: \_\_\_\_\_ (-8) Can't choose

74. How much do you agree or disagree with each of these statements?

		Agree strongly	Agree	Neither agree nor disagree	Disagree	Disagree strongly	Can't choose
<b>PRIVENT</b>	1) Private enterprise is the best way to solve Korea's economic problems.	___①___	___②___	___③___	___④___	___⑤___	___(-8)___
<b>GOVEQINC</b>	2) It is the responsibility of the government to reduce the differences in income between people with high incomes and those with low incomes.	___①___	___②___	___③___	___④___	___⑤___	___(-8)___
<b>IMPORTS</b>	3) Korea should limit the import of foreign products in order to protect its national economy.	___①___	___②___	___③___	___④___	___⑤___	___(-8)___
<b>IMMIREST</b>	4) Korea should limit immigration in order to protect our national way of life.	___①___	___②___	___③___	___④___	___⑤___	___(-8)___
<b>POWRORGS</b>	5) International organizations are taking away too much power from the Korean government.	___①___	___②___	___③___	___④___	___⑤___	___(-8)___



75. Looking at the list below. Please tell me what the two things are that Korea should do as its highest priority. Please respond with the two items in order of descending priority.

- |  |                             |
|--|-----------------------------|
| ① Maintain order in the nation                 | ③ Fight rising prices       |
| ② Give people more say in government decisions | ④ Protect freedom of speech |

**POSTMAT1** 1) First priority: \_\_\_\_\_ (-8) Can't choose

**POSTMAT2** 2) Second priority: \_\_\_\_\_ (-8) Can't choose

**TRUST5**

76. Generally speaking, would you say that most people can be trusted, or that you can't be too careful in dealing with people? 1 means you can't be too careful and 5 means most people can be trusted.

You can't be too careful

Most people can be trusted

Can't choose

\_\_\_\_\_1 \_\_\_\_\_2 \_\_\_\_\_3 \_\_\_\_\_4 \_\_\_\_\_5 \_\_\_\_\_(-8)\_\_\_\_\_

77. How much do you personally trust each of the following institutions? 0 means you do not trust an institution at all, and 10 means you trust it completely.

No trust at all

Complete trust

Can't choose

**TRUSTCOL** 1) University research centres \_\_\_\_\_0\_\_\_\_\_1\_\_\_\_\_2\_\_\_\_\_3\_\_\_\_\_4\_\_\_\_\_5\_\_\_\_\_6\_\_\_\_\_7\_\_\_\_\_8\_\_\_\_\_9\_\_\_\_\_10\_\_\_\_\_(-8)\_\_\_\_\_

**TRUSTNEW** 2) The news media \_\_\_\_\_0\_\_\_\_\_1\_\_\_\_\_2\_\_\_\_\_3\_\_\_\_\_4\_\_\_\_\_5\_\_\_\_\_6\_\_\_\_\_7\_\_\_\_\_8\_\_\_\_\_9\_\_\_\_\_10\_\_\_\_\_(-8)\_\_\_\_\_

**TRUSTBUI** 3) Business and industry \_\_\_\_\_0\_\_\_\_\_1\_\_\_\_\_2\_\_\_\_\_3\_\_\_\_\_4\_\_\_\_\_5\_\_\_\_\_6\_\_\_\_\_7\_\_\_\_\_8\_\_\_\_\_9\_\_\_\_\_10\_\_\_\_\_(-8)\_\_\_\_\_

**TRUSTCON** 4) National Assembly \_\_\_\_\_0\_\_\_\_\_1\_\_\_\_\_2\_\_\_\_\_3\_\_\_\_\_4\_\_\_\_\_5\_\_\_\_\_6\_\_\_\_\_7\_\_\_\_\_8\_\_\_\_\_9\_\_\_\_\_10\_\_\_\_\_(-8)\_\_\_\_\_

※ Now, we're going to ask you about the environment specifically.

**GRNCON**

78. Generally speaking, how concerned are you about environmental issues?

Not at all concerned

Very concerned

Can't choose

\_\_\_\_\_1\_\_\_\_\_2\_\_\_\_\_3\_\_\_\_\_4\_\_\_\_\_5\_\_\_\_\_(-8)\_\_\_\_\_

**ENTRBUS**

79. Here is a list of some different environmental problems. Which problem, if any, do you think is the most important for Korea as a whole?

- |                                  |  |
|----------------------------------|--|
| _____ ① Air pollution            | _____ ⑦ Climate change                 |
| _____ ② Chemicals and pesticides | _____ ⑧ Genetically modified foods     |
| _____ ③ Water shortage           | _____ ⑨ Using up our natural resources |
| _____ ④ Water pollution          | _____ (77) Others(Specify: _____)      |
| _____ ⑤ Nuclear waste            | _____ (-8) Can't choose                |
| _____ ⑥ Domestic waste disposal  |  |

**CLIMATEC**

80. There has been a lot of discussion about the world's climate and the idea it has been changing in recent decades. Which of the following statements comes closest to your opinion?

- \_\_\_\_\_ ① The world's climate has not been changing (*go to Question 81*)
- \_\_\_\_\_ ② The world's climate has been changing mostly due to natural processes
- \_\_\_\_\_ ③ The world's climate has been changing about equally due to natural process and human activity
- \_\_\_\_\_ ④ The world's climate has been changing mostly due to human activity
- \_\_\_\_\_ (-8) Can't choose







**CONSRREDU**

85. How willing would you be to accept a reduction in the size of Korea's protected nature areas, in order to open them up for economic development?

- \_\_\_ ① Very willing  
 \_\_\_ ② Fairly willing  
 \_\_\_ ③ Neither willing nor unwilling  
 \_\_\_ ④ Fairly unwilling  
 \_\_\_ ⑤ Very unwilling  
 \_\_\_ (-8) Can't choose

☐

86. How much do you agree or disagree with each of these statements?

		Agree strongly	Agree	Neither agree nor disagree	Disagree	Disagree strongly	Can't choose
<b>TOODIFME</b>	1) It is just too difficult for someone like me to do much about the environment	___①___	___②___	___③___	___④___	___⑤___	___(-8)___
<b>IHLPGRN</b>	2) I do what is right for the environment, even when it costs more money or takes more time	___①___	___②___	___③___	___④___	___⑤___	___(-8)___
<b>IMPGRN</b>	3) There are more important things to do in life than protect the environment	___①___	___②___	___③___	___④___	___⑤___	___(-8)___
<b>OTHSSAME</b>	4) There is no point in doing what I can for the environment unless others do the same	___①___	___②___	___③___	___④___	___⑤___	___(-8)___
<b>GRNEXAGG</b>	5) Many of the claims about environmental threats are exaggerated	___①___	___②___	___③___	___④___	___⑤___	___(-8)___
<b>HELPHARM</b>	6) I find it hard to know whether the way I live is helpful or harmful to the environment	___①___	___②___	___③___	___④___	___⑤___	___(-8)___
<b>GRNEFFME</b>	7) Environmental problems have a direct effect on my everyday life	___①___	___②___	___③___	___④___	___⑤___	___(-8)___

87. In general, do you think that how dangerous is each of the followings for the environment?

		Extremely dangerous	Very dangerous	Somewhat dangerous	Not very dangerous	Not dangerous at all	Can't choose
<b>CARSGEN</b>	1) Air pollution caused by car	___①___	___②___	___③___	___④___	___⑤___	___(-8)___
<b>INDUSGEN</b>	2) Air pollution caused by industry	___①___	___②___	___③___	___④___	___⑤___	___(-8)___
<b>CHEMGEN</b>	3) Pesticides and chemicals used in farming	___①___	___②___	___③___	___④___	___⑤___	___(-8)___
<b>WATERGEN</b>	4) Pollution of Korea's rivers, lakes and streams	___①___	___②___	___③___	___④___	___⑤___	___(-8)___
<b>TEMPGEN</b>	5) A rise in the world's temperature caused by climate change	___①___	___②___	___③___	___④___	___⑤___	___(-8)___
<b>GENEGEN</b>	6) Modifying the genes of certain crops	___①___	___②___	___③___	___④___	___⑤___	___(-8)___
<b>NUKEGEN</b>	7) Nuclear power stations	___①___	___②___	___③___	___④___	___⑤___	___(-8)___

**BUSGRN**

88. Which of these approaches do you think would be the best way of getting business and industry in Korea to protect the environment?

- \_\_\_ ① Heavy fines for businesses that damage the environment  
 \_\_\_ ② Use the tax system to reward businesses that protect the environment  
 \_\_\_ ③ More information and education for businesses about the advantages of protecting the environment  
 \_\_\_ (-8) Can't choose

☐



**PEOPGRN**

89. Which of these approaches do you think would be the best way of getting people and their families in Korea to protect the environment?

- \_\_\_ ① Heavy fines for people who damage the environment ☐
- \_\_\_ ② Use the tax system to reward people who protect the environment
- \_\_\_ ③ More information and education to people about the advantages of protecting the environment
- \_\_\_ (-8) Can't choose

**NATURENJ**

90. How much, if at all, do you enjoy being outside in nature?

- \_\_\_ ① Not at all ☐
- \_\_\_ ② To a small extent
- \_\_\_ ③ To some extent
- \_\_\_ ④ To a great extent
- \_\_\_ ⑤ To a very great extent
- \_\_\_ (-8) Can't choose

**NATUREFR**

91. In the last twelve months how often, if at all, have you engaged in any leisure activities outside in nature, such as hiking, bird watching, swimming, skiing, other outdoor activities or just relaxing?

- \_\_\_ ① Daily ☐
- \_\_\_ ② Several times a week
- \_\_\_ ③ Several times a month
- \_\_\_ ④ Several times a year
- \_\_\_ ⑤ Never
- \_\_\_ (-8) Can't choose

**AIRTRAVE**

92. In the last twelve months, how many trips did you make by plane? Count outward and return journeys, including transfers, as one trip.

\_\_\_\_\_ trips \_\_\_ (-8) Don't know

**CARHOURS**

93. In a typical week, about how many hours do you spend in a car or another motor vehicle, including motorcycles, trucks, and vans, but not counting public transport? Do not include shared rides in buses, minibuses, and collective taxis.

\_\_\_\_\_ hours \_\_\_ (-8) Don't know

**BEEFFOOD**

94. In a typical week, on how many days do you eat beef, lamb, or products that contain them?

\_\_\_ ① \_\_\_ ② \_\_\_ ③ \_\_\_ ④ \_\_\_ ⑤ \_\_\_ ⑥ \_\_\_ ⑦ \_\_\_ (-8)

**HOMEROOM**

95. How many rooms are there in your home (apartment or house)? Do not count any separate kitchens, bathrooms, garages, balconies, or hallways.

\_\_\_\_\_ rooms \_\_\_ (-8) Don't know

96. How often do you...?

Always	Often	Sometimes	Never	Recycling not available where I live
--------	-------	-----------	-------	--

**RECYCLE**

1) make a special effort to sort glass or tins or plastic or newspapers and so on for recycling

\_\_\_ ① \_\_\_ ② \_\_\_ ③ \_\_\_ ④ \_\_\_ (-1) \_\_\_

**NOBUYGRN**

2) avoid buying certain products for environmental reasons

\_\_\_ ① \_\_\_ ② \_\_\_ ③ \_\_\_ ④ \_\_\_

**GRNGROUP**

97. Are you a member of any group whose main aim is to preserve or protect the environment?

- \_\_\_ ① Yes \_\_\_ ② No ☐



98. In the last five years, have you...

		Yes, I have	No, I have not	Can't choose
<b>GRNSIGN</b>	1) signed a petition about an environmental issue?	①	②	(-8)
<b>GRNMONEY</b>	2) given money to an environmental group?	①	②	(-8)
<b>GRNDEMO</b>	3) taken part in a protest or demonstration about an environmental issue?	①	②	(-8)

99. Thinking about your **neighborhood**, to what extent, if at all, was it affected by the following things over the last twelve months?

		Not at all	To a small extent	To some extent	To a great extent	To a very great extent	Can't choose
<b>AIRNEIGH</b>	1) Air pollution	①	②	③	④	⑤	(-8)
<b>WTRNEIGH</b>	2) Water pollution	①	②	③	④	⑤	(-8)
<b>WEANEIGH</b>	3) Extreme weather events (storms, droughts, floods, heat waves, cold snaps, etc.)	①	②	③	④	⑤	(-8)

※ Next, I am going to ask about your health.

**HEALTH21**

100. In general, would you say your health is?

- |                 |                       |  |
|-----------------|-----------------------|--|
| ___ ① Excellent | ___ ④ Fair            |  |
| ___ ② Very good | ___ ⑤ Poor            |  |
| ___ ③ Good      | ___ (-8) Can't choose |  |

101. The following questions are about activities you might do during a typical day. Does your health now limit you in these activities? If so, how much?

		Yes, limited a lot	Yes, limited a little	No, not limited at all
<b>TABLE</b>	1) Moderate activities, such as moving a table, pushing a vacuum cleaner, bowling, or playing golf	①	②	③
<b>STAIRS</b>	2) Climbing several flights of stairs	①	②	③

102. During the past 4 weeks, how much of the time have you had any of the following problems with your work or other regular daily activities as a result of your physical health?

		All of the time	Most of the time	Some of the time	A little of the time	None of the time
<b>HEALPRB1</b>	1) Accomplished less than you would like	①	②	③	④	⑤
<b>HEALPRB2</b>	2) Were limited in the kind of work or other activities	①	②	③	④	⑤

103. During the past 4 weeks, how much of the time have you had any of the following problems with your work or other regular daily activities as a result of any emotional problems (such as feeling depressed or anxious)?

		All of the time	Most of the time	Some of the time	A little of the time	None of the time
<b>EMOTPRB1</b>	1) Accomplished less than you would like	①	②	③	④	⑤
<b>EMOTPRB2</b>	2) Did work or other activities less carefully than usual	①	②	③	④	⑤



**PAIN**

104. During the past 4 weeks, how much did pain interfere with your normal work (including both work outside the home and housework)?

- \_\_\_ ① Not at all                      \_\_\_ ④ Quite a bit  
 \_\_\_ ② A little bit                    \_\_\_ ⑤ Extremely  
 \_\_\_ ③ Moderately                    \_\_\_ (-8) Don't know

☐

105. These questions are about how you feel and how things have been with you during the past 4 weeks. For each question, please give the one answer that comes closest to the way you have been feeling. How much of the time during the past 4 weeks...

- |                 |   | All of the time | Most of the time | Some of the time | A little of the time | None of the time |
|-----------------|---|-----------------|------------------|------------------|----------------------|------------------|
| <b>FEELPCE</b>  | 1) Have you felt calm and peaceful?         | ___ ① ___       | ___ ② ___        | ___ ③ ___        | ___ ④ ___            | ___ ⑤ ___        |
| <b>FEELACTV</b> | 2) Did you have a lot of energy?            | ___ ① ___       | ___ ② ___        | ___ ③ ___        | ___ ④ ___            | ___ ⑤ ___        |
| <b>FEELDPRS</b> | 3) Have you felt downhearted and depressed? | ___ ① ___       | ___ ② ___        | ___ ③ ___        | ___ ④ ___            | ___ ⑤ ___        |

**HARDSOC1**

106. During the past 4 weeks, how much of the time has your physical health or emotional problems interfered with your social activities (like visiting friends, relatives, etc.)?

- \_\_\_ ① All of the time                      \_\_\_ ④ A little of the time  
 \_\_\_ ② Most of the time                    \_\_\_ ⑤ None of the time  
 \_\_\_ ③ Some of the time                    \_\_\_ (-8) Don't know

☐
**CHRONIC**

107. Do you have chronic diseases or longstanding health problems?

- \_\_\_ ① Yes                      \_\_\_ ② No (*go to Question 108*)

☐

107.1 What are they? Please choose all that apply.

- |                 |                     | Yes       | No        |                 |   | Yes       | No        |
|-----------------|---------------------|-----------|-----------|-----------------|---|-----------|-----------|
| <b>HYPRTN10</b> | 1) Hypertension     | ___ ① ___ | ___ ② ___ | <b>MUSCULOS</b> | 8) Musculoskeletal disorders (arthritis, lower back pain, knee problem, joint pain, rheumatism) | ___ ① ___ | ___ ② ___ |
| <b>DIABET10</b> | 2) Diabetes         | ___ ① ___ | ___ ② ___ | <b>ASTHMA10</b> | 9) Respiratory disease (asthma, emphysema)  | ___ ① ___ | ___ ② ___ |
| <b>HYPERLIP</b> | 3) Dyslipidemia     | ___ ① ___ | ___ ② ___ | <b>KIDNEYDI</b> | 10) Kidney disease  | ___ ① ___ | ___ ② ___ |
| <b>HEARTP10</b> | 4) Heart disease    | ___ ① ___ | ___ ② ___ | <b>LIVERDIS</b> | 11) Liver disease   | ___ ① ___ | ___ ② ___ |
| <b>STROKE21</b> | 5) Stroke           | ___ ① ___ | ___ ② ___ | <b>DIGESTIV</b> | 12) Digestive disease (ulcer)   | ___ ① ___ | ___ ② ___ |
| <b>CANCER21</b> | 6) Cancers          | ___ ① ___ | ___ ② ___ | <b>OTHPRB</b>   | 13) Others (Specify: )  | ___ ① ___ | ___ ② ___ |
| <b>MENTALIL</b> | 7) Mental disorders | ___ ① ___ | ___ ② ___ |                 |   |           |           |

**MYOPIA**

108. Now I have some questions about your eyesight. Are you near-sighted?

- \_\_\_ ① Yes                      \_\_\_ ② No (*go to Question 109*)

☐
**GLASSLEN**

108.1 (*If nearsighted*) Do you usually wear glasses or contact lenses?

- \_\_\_ ① Yes                      \_\_\_ ② No

☐
**HEIGHT / WEIGHT**

109. What is your height and weight? (*If you are currently pregnant, write in the weight before your pregnancy*)

- 1) Height \_\_\_\_\_ cm                      2) Weight \_\_\_\_\_ kg



**SMOKEELE**

110. Do you smoke? (including electronic cigarettes and heated tobacco products)

- \_\_\_ ① I am a smoker
- \_\_\_ ② I used to smoke, but I have stopped smoking
- \_\_\_ ③ I have scarcely/never smoked

☐**FREQDRNK**

111. How often do you drink alcoholic drinks?

- \_\_\_ ① Daily
- \_\_\_ ② Several times a week
- \_\_\_ ③ Several times a month
- \_\_\_ ④ Several times a year or less often
- \_\_\_ ⑤ Never
- \_\_\_ (-8) Don't know

☐**WALKHRS**

112. How much time do you spend walking on a weekday? This includes at work and at home as your daily routine, walking to travel from place to place, and any other walking that you do for recreation, exercise, or leisure.

- \_\_\_ ① Less than 15 min
- \_\_\_ ② 15 to 29 min
- \_\_\_ ③ 30 to 59 min
- \_\_\_ ④ 60 to 89 min
- \_\_\_ ⑤ 90 min or more

☐**PHSYHRS**113. How long do you do physical activities per week that make you breathe somewhat harder than normal or much harder than normal? (*This includes jogging, bicycling, exercising, carrying loads, physical labor, household chores, etc.*) Do not include walking.

- \_\_\_ ① None
- \_\_\_ ② Less than 15 min
- \_\_\_ ③ 15 to 29 min
- \_\_\_ ④ 30 to 59 min
- \_\_\_ ⑤ About 1 hour
- \_\_\_ ⑥ About 2 hours
- \_\_\_ ⑦ About 3 hours
- \_\_\_ ⑧ About 4 hours
- \_\_\_ ⑨ About 5 hours
- \_\_\_ ⑩ 6 hours or more

☐**SITHRS / SITMin**114. How much time do you spend sitting on a week day? (*This includes all the time spent sitting, for example, sitting at a desk, reading, sitting or lying down to watch television*)\_\_\_\_\_ hours \_\_\_\_\_ minutes  **SLEEPHRS**

115. How many hours of actual sleep do you get on a week day? This may be different than the number of hours you spend in bed. (Please do not include time for napping.)

\_\_\_\_\_ hours **SLEEPQOL**

116. During the past month, how would you rate your sleep quality overall?

- \_\_\_ ① Very good
- \_\_\_ ② Fairly good
- \_\_\_ ③ Fairly bad
- \_\_\_ ④ Very bad

☐**HLTHEXAM**

117. During the last three years, did you have any health checkup?

- \_\_\_ ① Yes, regularly
- \_\_\_ ② Yes, but not regularly
- \_\_\_ ③ No

☐**GOHOSP**118. During the last 12 months, how often did you go to see a doctor? (*Please answer your own diseases or injuries. Do not include escorting or visitations.*)

- \_\_\_ ① Several times a week
- \_\_\_ ② About once a week
- \_\_\_ ③ About once a month
- \_\_\_ ④ Several times a year
- \_\_\_ ⑤ About once a year
- \_\_\_ ⑥ None

☐☐



119. How much do you worry about each of the following when it comes to yourself and your family?

		Very much	A little	Not so much	Not at all
<b>WRYTRTMT</b>	1) Unable to receive health care when needed	___①___	___②___	___③___	___④___
<b>WRYMONEY</b>	2) Unable to pay the cost when someone get a serious illness or condition	___①___	___②___	___③___	___④___

**DISLKHSP**

120. During the last 12 months, did you refrain from going to see a doctor, even though you were ill or injured? Please include a cold.

\_\_\_ ① Yes, I did

\_\_\_ ② No, I did not

\_\_\_ (-1) I was not ill or injured during the last 12 months(N.A)

} (go to Question 121)

☐

120.1 (If you refrained) Why is it? Please circle all that apply.

		Yes	No			Yes	No
<b>MUCHWAIT</b>	1) Waiting time is too long	___①___	___②___	<b>NOTIME</b>	7) There is no time to see a doctor	___①___	___②___
<b>MUCHCOST</b>	2) It costs too much	___①___	___②___	<b>NONEED</b>	8) I thought that there was no need to go	___①___	___②___
<b>FEWHOSP</b>	3) There is no hospital or doctor's office nearby	___①___	___②___	<b>NOINSR</b>	9) I don't have active health insurance	___①___	___②___
<b>NOTTOGO</b>	4) I do not know where to go	___①___	___②___	<b>NOCOVID</b>	10) I do not want to get infected with COVID-19	___①___	___②___
<b>NOCAR</b>	5) I have no transportation	___①___	___②___	<b>OTHRSN</b>	11) Others(Specify: )	___①___	___②___
<b>HATEHOSP</b>	6) I do not like to see a doctor	___①___	___②___				

**TYPEINSR**

121. What kind of health insurance do you have?

\_\_\_ ① Public health insurance only

\_\_\_ ④ No health insurance at all

\_\_\_ ② Public health insurance and private insurance

\_\_\_ ⑤ Not sure

\_\_\_ ③ Private health insurance only

☐

122. Have you ever received the following treatment during the last 12 months?

		Yes	No
<b>ACUPNTRI</b>	1) Acupuncture	___①___	___②___
<b>MOXIBUSI</b>	2) Moxibustion	___①___	___②___
<b>CUPPING1</b>	3) Cupping	___①___	___②___
<b>HERB</b>	4) Oriental herbal medicine	___①___	___②___
<b>ACUPRES1</b>	5) Acupressure or massage	___①___	___②___



**WRYPERSO**

123. Did anyone listen to your concerns in general when you needed it during the last 12 months?

\_\_\_ ① Yes (*go to Question 123.1*)    \_\_\_ ② No    \_\_\_ ③ I did not have any concern

☐

123.1 Who were they? Choose all that apply.

		Yes	No
<b>WRYFAMIL</b>	1) Co-residing family members	___ ① ___	___ ② ___
<b>WRYRELAT</b>	2) Other relatives (including those who live separately)	___ ① ___	___ ② ___
<b>WRYCOWOR</b>	3) Colleagues at work	___ ① ___	___ ② ___
<b>WRYNEIGH</b>	4) Neighbors	___ ① ___	___ ② ___
<b>WRYFRIND</b>	5) Friends	___ ① ___	___ ② ___
<b>WRYPROFE</b>	6) Professional workers (care takers, therapists, doctors, etc.)	___ ① ___	___ ② ___
<b>WRYETC</b>	7) Others( <b>Specify:</b> )	___ ① ___	___ ② ___

124. We would like to ask about the area 1km (approximately 15 minutes on foot) around your home. To what extent do you agree or disagree with each of the following statements?

		Strongly agree	Agree	Neither agree nor disagree	Disagree	Strongly disagree
<b>GOOD2WLK</b>	1) The neighborhood is suitable for doing exercise such as jogging or walking	___ ① ___	___ ② ___	___ ③ ___	___ ④ ___	___ ⑤ ___
<b>FRESHVEG</b>	2) A large selection of fresh fruits and/or vegetable is available in the neighborhood	___ ① ___	___ ② ___	___ ③ ___	___ ④ ___	___ ⑤ ___
<b>FACILITY</b>	3) The neighborhood has adequate public facilities (community center, library, park, etc.)	___ ① ___	___ ② ___	___ ③ ___	___ ④ ___	___ ⑤ ___
<b>SAFE</b>	4) The neighborhood is safe	___ ① ___	___ ② ___	___ ③ ___	___ ④ ___	___ ⑤ ___
<b>CARES</b>	5) The neighbors are mutually concerned for each other	___ ① ___	___ ② ___	___ ③ ___	___ ④ ___	___ ⑤ ___
<b>WILNGHLP</b>	6) The neighbors are willing to provide assistance when I am in need	___ ① ___	___ ② ___	___ ③ ___	___ ④ ___	___ ⑤ ___

**VACCIN**

125. Were you vaccinated against influenza (of any type) during the last 12 months?

\_\_\_ ① Yes                      \_\_\_ ② No

☐**WRYCOVID**

126. How much are you worried about getting infected with COVID-19?

\_\_\_ ① Very much worried                      \_\_\_ ③ Somewhat not worried  
\_\_\_ ② Somewhat worried                      \_\_\_ ④ Not worried

☐

127. To what extent do you agree or disagree with the following?

		Agree	Somewhat agree	Somewhat disagree	Disagree
<b>COVIDBLAO</b>	1) If a person got infected with COVID-19, it would be their own fault	___ ① ___	___ ② ___	___ ③ ___	___ ④ ___
<b>COVIDBLAI</b>	2) If I got infected with COVID-19, it would be my own fault.	___ ① ___	___ ② ___	___ ③ ___	___ ④ ___

**COVIDINF**

128. What do you consider to be your own probability of getting infected with COVID-19?

Extremely likely	←	→	Extremely unlikely
___ ① ___	___ ② ___	___ ③ ___	___ ④ ___
___ ⑤ ___	___ ⑥ ___	___ ⑦ ___	



**NEEDCARE**

129. Is there anyone among your family members, whether living together or not, who needs care because of a long-term physical or mental illness or disability, or is getting old and weak?

\_\_\_ ① Yes

\_\_\_ ② No (*go to Question 130*)☐**RESPCARE**

129.1 (*If there is*) Are you the major care giver for at least one of them?

\_\_\_ ① Yes

\_\_\_ ② No

☐

130. Next we would like to talk about your feelings about getting older. Please indicate how strongly you agree or disagree with the following statements.

		Strongly agree	Agree	Neither agree nor disagree	Disagree	Strongly disagree
<b>WORRY1</b>	1) I worry about not being able to get around on my own as I get older	___ ① ___	___ ② ___	___ ③ ___	___ ④ ___	___ ⑤ ___
<b>WORRY2</b>	2) I worry others will have to make decisions for me as I get older	___ ① ___	___ ② ___	___ ③ ___	___ ④ ___	___ ⑤ ___
<b>WORRY3</b>	3) Financial dependence on others is one of my greatest fears about old age	___ ① ___	___ ② ___	___ ③ ___	___ ④ ___	___ ⑤ ___
<b>WORRY4</b>	4) I worry that I will have to live with my adult children when I am older	___ ① ___	___ ② ___	___ ③ ___	___ ④ ___	___ ⑤ ___
<b>WORRY5</b>	5) I worry that I will not be able to live with my adult children when I am older	___ ① ___	___ ② ___	___ ③ ___	___ ④ ___	___ ⑤ ___

131. Considering the meaning of health, how important is each of the followings to you?

		Very important	Important	Slightly important	Not important
<b>HLTHPHYS</b>	1) Absence of (freedom from) bodily pain	___ ① ___	___ ② ___	___ ③ ___	___ ④ ___
<b>HLTHMENT</b>	2) Peace in mind and mental compositure	___ ① ___	___ ② ___	___ ③ ___	___ ④ ___
<b>HLTHDUTY</b>	3) Performance of familial roles and duties	___ ① ___	___ ② ___	___ ③ ___	___ ④ ___
<b>HLTHROLE</b>	4) Performance of workplace/social roles and duties	___ ① ___	___ ② ___	___ ③ ___	___ ④ ___

**PRSCHELP**

132. How often do you need to have someone help you when you read instructions, pamphlets, or other written materials from your doctor or pharmacy?

\_\_\_ ① Never

\_\_\_ ④ Often

\_\_\_ ② Rarely

\_\_\_ ⑤ Always

☐

\_\_\_ ③ Sometimes

133. To what extent do you agree or disagree with the following?

		Strongly agree	Agree	Disagree	Strongly disagree
<b>OLDGOVBE</b>	1) Older people get more than their fair share from the government	___ ① ___	___ ② ___	___ ③ ___	___ ④ ___
<b>OLDBURDE</b>	2) Older people are a burden on society	___ ① ___	___ ② ___	___ ③ ___	___ ④ ___
<b>OLDPOLPW</b>	3) Older people have too much political influence	___ ① ___	___ ② ___	___ ③ ___	___ ④ ___



134. We would like to know what you think of the various groups in our society. Referring to the example of the score evaluation below, please indicate how much you like each of the following groups as a thermometer's temperature.

		0°C (Very negative)	30°C (Somewhat negative)	50°C (Neither favorable nor negative)	70°C (Somewhat favorable)	100°C (Very favorable)
<b>THERMMEN</b>	1) Men	①	②	③	④	⑤
<b>THERMWOM</b>	2) Women	①	②	③	④	⑤
<b>THERMHOM</b>	3) Homosexual	①	②	③	④	⑤
<b>THERMFEM</b>	4) Feminist	①	②	③	④	⑤

**WHREPPOL**

135. What kind of people do you think need to be more politically represented in order to increase the diversity of our society?

① The financially vulnerable    ③ LGBTQ    ⑤ Immigrants  
② Women    ④ The disabled    (-8) Don't know

136. What do you think of the following opinion?

		Strongly disagree	Somewhat disagree	Neither agree nor disagree	Somewhat agree	Strongly agree	Can't choose
<b>OPOSWRNG</b>	1) I think those who disagree with me are wrong.	①	②	③	④	⑤	(-8)
<b>RIGHTLIV</b>	2) I can teach others how to live properly.	①	②	③	④	⑤	(-8)

**NATVSBS**

137. Please tell us which of the following opinions is closest to your thoughts.

① The state is advised not to intervene in corporate economic activities for efficient economic growth  
② It is better for the state to interfere to some extent with corporate economic activities to alleviate economic inequality.  
(-8) Can't choose

**CUSINDNA**

138. Please tell us which of the following opinions is closest to your thoughts.

① It is better for the state to not restrict individual freedom that violates social customs.  
② It is better for the state to limit individual freedom to maintain social customs.  
(-8) Can't choose

**NKORDIPL**

139. Please tell us which of the following opinions is closest to your thoughts.

① North Korea is subject to cooperation, so it is better to find a diplomatic solution through dialogue.  
② North Korea is a threat, so it is better to strengthen pressure and sanctions to promote change.  
(-8) Can't choose



※ Next, I will ask you about political parties and democracy.

140. Please indicate how much you like or dislike following parties with numbers between 0 to 10. 0 means strongly dislike, 5 means neither like nor dislike, and 10 means strongly like.

		Dislike very much		Neutral		Like very much	Don't know					
<b>LIKEPTY1</b>	1) Democratic Party of Korea	①	②	③	④	⑤	⑥	⑦	⑧	⑨	⑩	(-8)
<b>LIKEPTY2</b>	2) People Power Party	①	②	③	④	⑤	⑥	⑦	⑧	⑨	⑩	(-8)
<b>LIKEPTY3</b>	3) Justice Party	①	②	③	④	⑤	⑥	⑦	⑧	⑨	⑩	(-8)
<b>LIKEPTY4</b>	4) The People's Party	①	②	③	④	⑤	⑥	⑦	⑧	⑨	⑩	(-8)
<b>LIKEPTY5</b>	5) Open Democratic Party	①	②	③	④	⑤	⑥	⑦	⑧	⑨	⑩	(-8)

**VOTE20**

141. Did you vote in the 21st National Assembly election on April 15, 2020?

Probing	① Voted	② Did not vote	} (go to Question 142)	
	(-8) Don't know			
	(-1) Not eligible			

**VOTE201**

141.1 (If you have voted) Which party candidate did you vote for at the time?

Probing	① Democratic Party of Korea	⑤ Justice Party	
	② United Future Party	(66) Other (Specify: _____)	
	③ Party for People's Livelihoods	(77) None of these	
	④ The People's Party	(-8) Don't know	

142. To what extent do you agree or disagree with the following?

		Strongly agree	Somewhat agree	Neither agree nor disagree	Somewhat disagree	Strongly disagree
<b>CONPEOPL</b>	1) Members of the National Assembly should follow the will of the people.	①	②	③	④	⑤
<b>PEOPLDEC</b>	2) The people, and not politicians, should make our most important policy decisions.	①	②	③	④	⑤
<b>ELITEDIF</b>	3) The difference in the political perspective between the elite and the people is greater than the difference in the perspective between the people.	①	②	③	④	⑤
<b>CITIZREP</b>	4) I think it's better to be represented by a citizen than a professional politician.	①	②	③	④	⑤
<b>ELECNOAT</b>	5) Politicians talk too much and take too little action.	①	②	③	④	⑤
<b>POLGDAD</b>	6) Politics is ultimately a battle between good and evil.	①	②	③	④	⑤
<b>COMPRFAI</b>	7) What people call 'compromise' in politics is actually nothing more than abandoning beliefs.	①	②	③	④	⑤
<b>INTGRPPR</b>	8) Interest groups exert too much influence on political decisions.	①	②	③	④	⑤

**CANVIGIL**

143. Have you ever attended a candlelight vigil between 2016 and 2017? How many times did you attend?

① I've never attended one	③ Once	⑤ Over three times	
② I wanted to attend but couldn't	④ Twice	(-8) Don't know	



**KFLAGDEM**

144. Have you ever attended the Taegeukgi rally or Gwanghwamun rally between the end of 2016 and August 2020? How many times did you attend?

- \_\_\_ ① I've never attended one    \_\_\_ ③ Once    \_\_\_ ⑤ Over three times ☐
- \_\_\_ ② I wanted to attend but couldn't    \_\_\_ ④ Twice    \_\_\_ (-8) Don't know

**DEMODICT**

145. Please tell us which of the following opinions is closest to your thoughts.

- \_\_\_ ① Democracy is always better than any other system. ☐
- \_\_\_ ② Depending on the situation, dictatorship is better than democracy.
- \_\_\_ ③ For people like me, it doesn't matter whether it's democracy or dictatorship.
- \_\_\_ (-8) Can't choose

**DEMOATT1**

146. Now you will be asked about democracy. If you could choose only one of the following statements, which do you think is the most essential element of democracy?

- \_\_\_ ① The government narrows the gap between rich and poor. ☐
- \_\_\_ ② It is the people who elect heads of government through free and fair elections.
- \_\_\_ ③ The government doesn't waste its budget.
- \_\_\_ ④ People can freely express their political views.

**DEMOATT2**

147. If you could choose only one of the following statements, which do you think is the most essential element of democracy?

- \_\_\_ ① Congress monitors the administration. ☐
- \_\_\_ ② Basic living needs such as food, clothing, and shelter are provided to everyone.
- \_\_\_ ③ People can freely organize political organizations.
- \_\_\_ ④ The government provides quality public services to the people.

**DEMOATT3**

148. If you could choose only one of the following statements, which do you think is the most essential element of democracy?

- \_\_\_ ① The government guarantees law and order. ☐
- \_\_\_ ② The media can freely criticize the government.
- \_\_\_ ③ The government guarantees employment opportunities for everyone.
- \_\_\_ ④ Multiple parties compete fairly in elections.

**DEMOATT4**

149. If you could choose only one of the following statements, which do you think is the most essential element of democracy?

- \_\_\_ ① People have the freedom to participate in protests and demonstrations. ☐
- \_\_\_ ② There is no political corruption.
- \_\_\_ ③ Courts protect the general public from abuse of power by the government.
- \_\_\_ ④ The unemployed are supported by the state.

※ Finally, let me ask you a few questions about the survey

**SURVEYN**

150. Have you received a telephone, internet, or interview survey request in the last 6 months? (Please exclude today's survey)

- \_\_\_ ① Yes (ask Question 150.1)    \_\_\_ ② No ☐

**SURVEFRQ**

150.1 (If yes) If you have been asked to do a survey, how many times have you participated? \_\_\_ times



**KOSSAGIN**

151. If you are selected to respond to “the Korean General Social Survey” again in the future, would you be willing to participate?

\_\_\_ ① Yes

\_\_\_ (-8) Don't know

☐

\_\_\_ ② No

**BESTFRND**

152. This is the last question. You may take your time. How many friends do you think you have that will trust you till the end under any circumstances?

\_\_\_\_\_

--	--



## 《 The following questions are asked to the interviewers 》

※ Please answer these questions right after the interview is completed with no respondents present

**INTID**

153. INTERVIEWER ID: \_\_\_\_\_

**INTDATM / INTDATD / INTDATE / INTAMPM / INTBEGHR / INTBEGMI / INTENDHR / INTENDMI**

154. Interview date and time

\_\_\_\_ Month \_\_\_\_ Date \_\_\_\_ Day

\_\_\_\_ a.m. \_\_\_\_ p.m. FROM: Hour \_\_\_\_ Minute \_\_\_\_ TO: Hour \_\_\_\_ Minute \_\_\_\_

     
**ADMMETH**

155. Who filled out this questionnaire?

- \_\_\_\_ (1) Interviewer did all  
 \_\_\_\_ (2) Respondent did all  
 \_\_\_\_ (3) Respondent did partially

} (go to Q. 156)

**SELFRR1 / SELFTO1 / SELFRR2 / SELFTO2**

155.1 (If respondent did it partially) Question numbers that were filled out by the respondent

FROM: Q \_\_\_\_ TO: Q \_\_\_\_ || FROM: Q \_\_\_\_ TO: Q \_\_\_\_

156. Were there any persons present during the interview? If so, who were those persons? Choose all that apply

- \_\_\_\_ (0) None **WISPOUS** \_\_\_\_ (3) Spouse/partner  
**WIBABY** \_\_\_\_ (1) Children under age 6 **WIADULT** \_\_\_\_ (4) Other adults(excluding interviewers)  
**WICHILD** \_\_\_\_ (2) Children above age 6 **WIINT** \_\_\_\_ (5) Interviewer accompanied  
 (Accompanied interviewer's ID: \_\_\_\_\_)

    
**RATTITD**

157. What was the respondent's attitude during the interview?

- \_\_\_\_ (1) Very cooperative  
 \_\_\_\_ (2) Somewhat cooperative  
 \_\_\_\_ (3) Not very cooperative  
 \_\_\_\_ (4) Not cooperative at all

**RUNDRSTU**

158. How good was the respondent's understanding of the questions?

- \_\_\_\_ (1) Good \_\_\_\_ (2) Fair \_\_\_\_ (3) Poor

**EASYCON**

159. How difficult was it to contact the respondent?

- \_\_\_\_ (1) Very difficult  
 \_\_\_\_ (2) Somewhat difficult  
 \_\_\_\_ (3) Not very difficult  
 \_\_\_\_ (4) Not difficult at all

**EASYINT**

160. How difficult was it to conduct this interview with the respondent?

- \_\_\_\_ (1) Very difficult  
 \_\_\_\_ (2) Somewhat difficult  
 \_\_\_\_ (3) Not very difficult  
 \_\_\_\_ (4) Not difficult at all



## 《 Interviewer's Remarks for the Final Incomplete Survey 》

※ This survey is to collect simple information about the interviews still not completed at the final round. Each interviewer should find out all answers as much as possible for the following questions without giving the respondent too much burden. In order for the Survey Research Center to make a final decision about the completeness/incompleteness of the interview, the following information is necessary.

**CTRES**

161. Has a contact made with a targeted household?

\_\_\_ (1) Yes (contact made)

\_\_\_ (2) No (contact not made) (*go to Q. 162*)☐**RESCF**

161.1 Were you able to confirm who the respondent was?

\_\_\_ (1) Yes

\_\_\_ (2) No (*go to Q.162*)☐**WHYNOINT**

161.2 What was the most important reason why the survey could not be completed?

\_\_\_ (1) Visited at an inappropriate time (e.g. illness, child, in the middle of other businesses).

☐

\_\_\_ (2) Not interested in the survey.

\_\_\_ (3) Not familiar with the topics (e.g. experiencing a difficulty in answering about the topics).

\_\_\_ (4) Thinking it was a waste of time.

\_\_\_ (5) Thinking it was a waste of money.

\_\_\_ (6) Did not want to give personal information.

\_\_\_ (7) Did not want a survey whatsoever (due to a strong refusal).

\_\_\_ (8) Participated in surveys many times in the past.

\_\_\_ (9) Could not trust a survey.

\_\_\_ (10) Had bad experiences in surveys.

\_\_\_ (11) Did not like the topics.

\_\_\_ (12) Spouse, or members of family or household did not allow participation in the survey.

\_\_\_ (13) Did not want (or afraid) to have a stranger in the residence.

\_\_\_ (14) Other: \_\_\_\_\_

**NOINTSEX**

161.3 Was the respondent a man or a woman?

\_\_\_ (1) Man

\_\_\_ (2) Woman

☐**AGEb**

161.4 Which of the following did the respondent's age correspond to?

\_\_\_ (1) 20s (including 18 and 19)

\_\_\_ (5) 60s

☐

\_\_\_ (2) 30s

\_\_\_ (6) 70s

\_\_\_ (3) 40s

\_\_\_ (7) 80s

\_\_\_ (4) 50s

\_\_\_ (8) 90s or older

**INCOMER**

161.5 Did the respondent have a job that earned him/her an income?

\_\_\_ (1) Yes

\_\_\_ (2) No

☐**NOINTEDC**

161.6 What is the highest level of school respondent has attended?

\_\_\_ (1) Elementary school or below

\_\_\_ (4) Junior college (2-3 year college)

☐

\_\_\_ (2) Middle school

\_\_\_ (5) University (4-year college)

\_\_\_ (3) High school

\_\_\_ (6) Graduate school (master/doctoral degree)

**NOINTSTR**

162. Which of the following types did the respondent's dwelling structure correspond to?

\_\_\_ (1) Freestanding house

\_\_\_ (3) Villa

\_\_\_ (5) Multi unit house

\_\_\_ (7) Office hotel

☐

\_\_\_ (2) Apartment

\_\_\_ (4) Townhouse

\_\_\_ (6) One room/studio

\_\_\_ (7) Others: \_\_\_\_\_

**DOORLK**162.1 Was there a door lock at the entrance to the respondent's household? (*A door lock refers to a locking device at a building entrance such as in an apartment that you can unlock it using an electronic key or by entering a password*)

\_\_\_ (1) Yes

\_\_\_ (2) No

☐**HECONCLS**

163. What do you think is the economic status of the respondent's household?

\_\_\_ (1) Bottom of the bottom

\_\_\_ (3) Bottom of the middle

\_\_\_ (5) Bottom of the top

☐

\_\_\_ (2) Top of the bottom

\_\_\_ (4) Top of the middle

\_\_\_ (6) Top of the top



## 《 Interview Attempt Results Classification Codes 》

※ After the last interview is finished, please mark corresponding codes with “O” in the Interviewer’s Recording column. (Continued on the back)

		Detailed Codes	Interviewer’s Recording
Interviews		Interview completed	
No-interview	Refusal	Refusal, household member	
		Refusal, respondent	
		Break-off	
	Non-contact	Unable to enter building/reaching housing unit	
		Unable to reach household member living in the housing unit	
		Unable to reach the respondent as they have moved away, etc.	
	Other	Dead	
		Physically or mentally unable/incompetent	
	Language	Household-level language problem	
		Respondent language problem	
		Language competency insufficient for interview	
	Other		
Unknown eligibility, non-interview		Unknown if the targeted housing unit existed	
		Not attempted or worked although selected	
		Unable to reach/unsafe area	
		Unable to locate address	
		Unknown if eligible respondent was there	
		Household-level refusal	
		Other	
Not eligible		Not a housing unit	
		Not a housing unit: institution	
		Group quarters	
		Vacant housing unit	
		Regular, vacant residences	
		Seasonal/vacation/temporary residence	
		Household that consists of people who do not qualify as respondents	
		Other	



## 《 Record of Visits to Sampled Household 》

※ When the survey is completed, please mark “O” in the Completed column.

Number of visits	Visit Date	Completed	Reason for Incomplete	Scheduled Revisit Date	Accompanied Interviewer's ID
1	__Month __Day __Day of Week __: __			__Month __Day __Day of Week __: __	
2	__Month __Day __Day of Week __: __			__Month __Day __Day of Week __: __	
3	__Month __Day __Day of Week __: __			__Month __Day __Day of Week __: __	
4	__Month __Day __Day of Week __: __			__Month __Day __Day of Week __: __	
5	__Month __Day __Day of Week __: __			__Month __Day __Day of Week __: __	
6	__Month __Day __Day of Week __: __			__Month __Day __Day of Week __: __	
7	__Month __Day __Day of Week __: __			__Month __Day __Day of Week __: __	
8	__Month __Day __Day of Week __: __			__Month __Day __Day of Week __: __	
9	__Month __Day __Day of Week __: __			__Month __Day __Day of Week __: __	
10	__Month __Day __Day of Week __: __			__Month __Day __Day of Week __: __	

## 《 Reason for Incomplete 》

① Visited, but no one was there
② Household member was present, but no eligible respondent
③ Respondent or household member requested revisit
④ Respondent scheduled an interview date and time
⑤ Respondent unavailable at the scheduled time
⑥ Respondent refused to interview
⑦ Other household member refused to interview
⑧ Break-off in the middle of the interview (partially completed)
⑨ Other: _____



Block ID      Household ID  

--	--	--

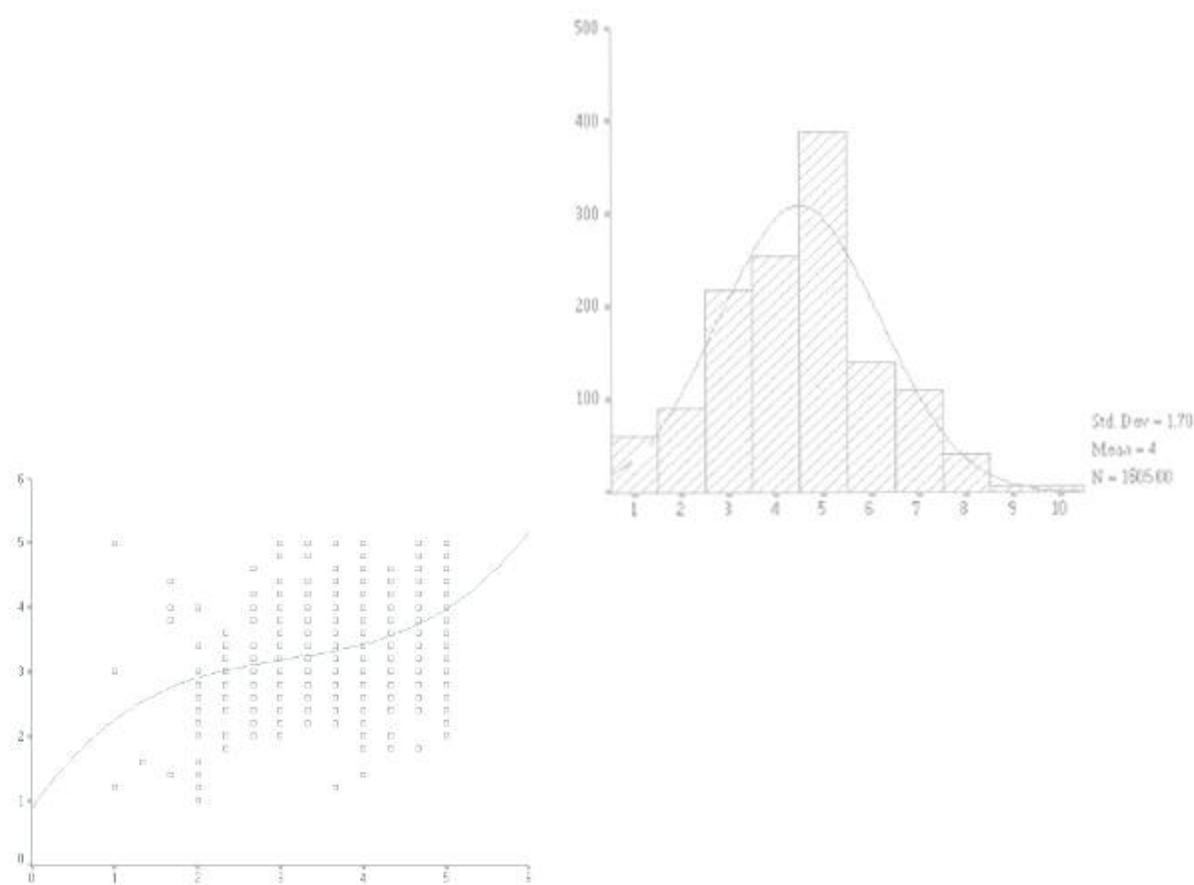
 - 

--	--



# 2021 Korean General Social Survey

## [ 2021 KGSS ] Type B



Survey Research Center, Sungkyunkwan University

25-2, Seonggyungwan-ro, Jongno-gu, Seoul, Republic of Korea (03063)  
(Tel.) +82-2-760-1270 (E-mail) [kgss.src@gmail.com](mailto:kgss.src@gmail.com) (Web) <http://kgss.skku.edu>

This research is conducted with the financial support of Sungkyunkwan University, the Institute for Social Development and Policy Research at Seoul National University, the Korea Institute for Health and Social Affairs, and the Korea Institute of Public Administration.



## Greetings

We, the Survey Research Center (SRC) at Sungkyunkwan University, have been conducting the Korea General Social Survey (KGSS) since 2003. This year, professors and students from 45 universities throughout Korea are co-participating in this research. We are trying to build up the data to be used for a comprehensive understanding of Korean society and global studies comparing many countries. The research is composed of questions regarding major political, economic, and social issues in Korea, the International Social Survey (ISSP) questions conducted by 45 countries worldwide, and questions from the East Asian Social Survey (EASS).

The respondents were methodically selected so that the sample could accurately represent the Korean population. Our student interviewers visited you because you were selected as a respondent. Please find time in your busy schedule and participate in this study. Your responses will be strictly confidential.

Thank you.

August 2021

Survey Research Center, Sungkyunkwan University  
Jibum Kim

연구 책임자: 김지범(성균관대 사회학과)

공동 연구자: 강정환(연세대학교 사회학과), 김석호(서울대학교 사회학과), 김창환(켄사스대학교 사회학과), 박원호(서울대학교 정치학과), 이윤석(서울시립대학교 도시사회학과), 최슬기(KDI 국제정책대학원)

자문위원:

서울: 이재열 자문위원장(서울대학교 사회학과), 계봉오, 신동준(국민대학교 사회학과), 김두환(덕성여자대학교 사회학과), 김선웅(동국대학교 통계학과), 김영원(숙명여자대학교 통계학과), 김중백, 송재룡(경희대학교 사회학과), 유은혜(숭실대학교 사회학과), 이민아(중앙대학교 사회학과), 이재목(한국의국어대학교 정치외교학과), 임동균, 김주연(서울시립대학교 사회학과), 김옥태(한국방송통신대학교, 박찬웅, 한준(연세대학교 사회학과), 이명진, 심재만(고려대학교 사회학과), 이용모(건국대학교 행정학과), 최선헌, 김현수(이화여자대학교 사회학과), 하상웅(서강대학교 정치학과)

경기도: 송인덕(중부대학교 신문방송학과), 신준옥(성결대학교 사회복지학과), 신희주(가톨릭대학교 사회학과), 여정희(인하대학교 소비자학과), 윤상길(신한대학교 언론학과), 한지은(평택대학교 사회복지학과), 김정인(수원대학교 행정학과), 변종석(한신대학교 응용통계학과), 유우현(인천대학교 신문방송학과), 차승은(수원대학교 아동청소년학과), 호정화(아주대학교 사회학과)

강원도: 엄한진(한림대학교 사회학과), 이태정(연세대학교 경제학과), 정성호(강원대학교 사회학과)

충청북도: 염지혜(충원대학교 사회복지학과), 이해진(충북대학교 사회학과), 이정환(청주대학교 사회학과)

충청남도: 이주열(남서울대학교 보건행정학과), 최준혁(순천향대학교 미디어컨텐츠학과), 황명진(고려대학교 사회학과), 황선재(충남대학교 사회학과), 이원재(카이스트 문화기술대학원), 이해경(배재대학교 공공정책학과), 박정선(경철대학교 행정학과)

경상북도: 류성진(대구대학교 미디어커뮤니케이션학과), 박중규(경북대학교 심리학과), 신형진, 조주은(경북대학교 사회학과), 윤우석(계명대학교 경찰행정학과), 정용교(영남대학교 사회학과)

경상남도: 김희재(부산대학교 사회학과), 박철현(동의대학교 경찰행정학과), 송유진, 윤상우(동아대학교 사회학과), 예동근(부경대학교 국제학부), 이건혁(창원대학교 신문방송학과), 이성균(울산대학교 사회복지학과), 김주호(경상대학교 사회학과), 김동완(경남대학교 사회학과)

전라북도: 설동훈, 김재우(전북대학교 사회학과), 백종일(원광대학교 빅데이터·금융통계학부)

전라남도: 김영태(목포대학교 정치언론홍보학과), 신지원(전남대학교 사회학과), 조선일(순천대학교 행정학과),

지병근(조선대학교 정치외교학과)

제주도: 최현(제주대학교 사회학과)



※ First, I'm going to ask you a few things about our society. *(Please respond to the following questions by placing a check mark (✓) in the answer box that corresponds to your response)*

1. Would you say that most of the time people try to be helpful, or that they are mostly just looking out for themselves?

- \_\_\_ ① Try to be helpful                      \_\_\_ (3) Depends  
\_\_\_ ② Just look out for themselves        \_\_\_ (-8) Don't know

**FAIR**

2. Do you think most people would try to take advantage of you if they got a chance, or would they try to be fair?

- \_\_\_ ① Would take advantage of you      \_\_\_ (3) Depends  
\_\_\_ ② Would try to be fair      \_\_\_ (-8) Don't know

**CANTRUST**

3. Generally speaking, would you say that people can be trusted, or that you can't be too careful in dealing with people?

- \_\_\_ ① People can almost always be trusted.      \_\_\_ ③ You usually can't be too careful in dealing with people.
- \_\_\_ ② People can usually be trusted.      \_\_\_ ④ You almost always can't be too careful in dealing with people.

4. I am going to name some institutions in this country. As far as the people running these institutions are concerned, would you say you have a great deal of confidence, only some confidence, or hardly any confidence at all in them?

Probing		A great deal confidence	Only some confidence	Hardly any confidence at all	Don't know
<b>CONBUS</b>	1) Major companies	①	②	③	(-8)
<b>CONCLERG</b>	2) Organized religion	①	②	③	(-8)
<b>CONEDUC</b>	3) Education	①	②	③	(-8)
<b>CONLABOR</b>	4) Organized labor	①	②	③	(-8)
<b>CONPRESS</b>	5) Newspaper	①	②	③	(-8)
<b>CONTV</b>	6) TV	①	②	③	(-8)
<b>CONMEDIC</b>	7) Medical field	①	②	③	(-8)
<b>CONGOVT</b>	8) Executive branch of the national government	①	②	③	(-8)
<b>CONLGOVT</b>	9) Local government	①	②	③	(-8)
<b>CONLEGIS</b>	10) Congress	①	②	③	(-8)
<b>CONJUDGE</b>	11) The Supreme Court	①	②	③	(-8)
<b>CONSCI</b>	12) Academia	①	②	③	(-8)
<b>CONARMY</b>	13) Military	①	②	③	(-8)
<b>CONFINAN</b>	14) Financial institutions	①	②	③	(-8)
<b>CONBLUHO</b>	15) The Blue House	①	②	③	(-8)
<b>CONCSO</b>	16) Civic Organizations	①	②	③	(-8)
<b>CONRCH</b>	17) Public opinion research centers	①	②	③	(-8)
<b>CONPROS</b>	18) Supreme Prosecutor's Office	①	②	③	(-8)
<b>CONSTAT</b>	19) Korea National Statistical Office	①	②	③	(-8)

## RELIABLE

5. Generally, how trustful do you perceive this society to be? A score of 0 indicates a society that is hardly trustful, while a score of 10 indicates a society that is very trustful.

0 1 2 3 4 5 6 7 8 9 10 (-8)

Hardly trustful Very trustful Don't know



**KRPROUD**

6. How proud are you of being South Korean?

- \_\_\_\_ ① Very proud                      \_\_\_\_ ③ Not very proud                      \_\_\_\_ (-8) Can't choose  
 \_\_\_\_ ② Somewhat proud                      \_\_\_\_ ④ Not proud at all

☐

7. How proud are you of South Korea in each of the following?

		Not proud at all	Not very proud	Somewhat proud	Very proud	Don't know
<b>PROUDEM16B</b>	1) The way democracy works	____ ① ____	____ ② ____	____ ③ ____	____ ④ ____	____ (-8) ____
<b>PROUDPOL16A</b>	2) Its political influence in the world	____ ① ____	____ ② ____	____ ③ ____	____ ④ ____	____ (-8) ____
<b>PROUDECO16A</b>	3) Economic achievements	____ ① ____	____ ② ____	____ ③ ____	____ ④ ____	____ (-8) ____
<b>PROUDSSS16A</b>	4) Its social security system	____ ① ____	____ ② ____	____ ③ ____	____ ④ ____	____ (-8) ____
<b>PROUDSCI16A</b>	5) Its scientific and technological achievements	____ ① ____	____ ② ____	____ ③ ____	____ ④ ____	____ (-8) ____
<b>PROUDSPT16A</b>	6) Its achievements in sports	____ ① ____	____ ② ____	____ ③ ____	____ ④ ____	____ (-8) ____
<b>PROUDART16A</b>	7) Its achievements in the arts and literature	____ ① ____	____ ② ____	____ ③ ____	____ ④ ____	____ (-8) ____
<b>PROUDMIL16A</b>	8) Armed forces	____ ① ____	____ ② ____	____ ③ ____	____ ④ ____	____ (-8) ____
<b>PROUDHIS16A</b>	9) Its history	____ ① ____	____ ② ____	____ ③ ____	____ ④ ____	____ (-8) ____
<b>PROUDGRP16B</b>	10) Its fair and equal treatment of all groups in society	____ ① ____	____ ② ____	____ ③ ____	____ ④ ____	____ (-8) ____

**SEDISTAN**

8. Which country do you feel closest to among the following countries?

- \_\_\_\_ ① USA                      \_\_\_\_ ③ North Korea                      \_\_\_\_ ⑤ Russia  
 \_\_\_\_ ② Japan                      \_\_\_\_ ④ China                      \_\_\_\_ (-8) Don't know

☐**NORTHWHO**

9. What do you think North Korea is to us? Please choose one answer only among the following.

- \_\_\_\_ ① A country to support                      \_\_\_\_ ③ A country to guard against                      \_\_\_\_ (-8) Don't know  
 \_\_\_\_ ② A country to cooperate with                      \_\_\_\_ ④ A country to fight against

☐**UNIFI**

10. To what extent do you think the unification between South and North Korea is necessary?

- \_\_\_\_ ① Very necessary                      \_\_\_\_ ③ Somewhat unnecessary                      \_\_\_\_ (-8) Don't know  
 \_\_\_\_ ② Somewhat necessary                      \_\_\_\_ ④ Very unnecessary

☐**WARPOS**

11. How likely do you think there will be a war on the Korean peninsula in the future?

- \_\_\_\_ ① Very likely                      \_\_\_\_ ③ Not very likely                      \_\_\_\_ (-8) Don't know  
 \_\_\_\_ ② Somewhat likely                      \_\_\_\_ ④ Not likely at all

☐**VOTEDUTY**

12. There are many different opinions about participating in elections. Some believe you must vote even if you don't like any given candidates or parties, because voting is a rightful duty of a democratic citizen. On the other hand, some believe voting is a choice given to a democratic citizen so it's okay to vote or not depending on how much you like the candidates or the parties. Which statement would be closer to your opinion?

- \_\_\_\_ ① Voting is a duty (*go to Question 12.1*)                      \_\_\_\_ (-8) Don't know  
 \_\_\_\_ ② Voting is a choice

☐**VOTEDUTC**12.1 (*If chosen "voting is a duty"*) How firmly do you believe that voting is a duty?

- \_\_\_\_ ① Very firm                      \_\_\_\_ ③ Not so firm  
 \_\_\_\_ ② Somewhat firm

☐



**PRTYID21**

13. Currently which political party do you support most?

Probing

- ☐ ① Democratic Party of Korea      ☐ ⑤ Open Democratic Party  
☐ ② People Power Party      ☐ (66) Other (**Specify:** \_\_\_\_\_)  
☐ ③ Justice Party      ☐ (77) None of these (**go to Question 15.1**)  
☐ ④ The People's Party      ☐ (-8) Don't know

 
**PRTYPR21***(If none of these)*

13.1 If you do not actively support any party, is there a party you usually feel favorable toward?

Probing

- ☐ ① Democratic Party of Korea      ☐ ⑤ Open Democratic Party  
☐ ② People Power Party      ☐ (66) Other (**Specify:** \_\_\_\_\_)  
☐ ③ Justice Party      ☐ (77) None of these  
☐ ④ The People's Party      ☐ (-8) Don't know

 
**PARTYLR**

14. To what degree do you think yourself politically liberal or conservative?

Probing

- ☐ ① Very liberal      ☐ ④ Somewhat conservative  
☐ ② Somewhat liberal      ☐ ⑤ Very conservative  
☐ ③ Neither liberal nor conservative      ☐ (-8) Don't know

**SATPOL**

15. How satisfied are you with the current state of politics in South Korea?

- ☐ ① Very satisfied      ☐ ④ Somewhat dissatisfied  
☐ ② Somewhat satisfied      ☐ ⑤ Very dissatisfied  
☐ ③ Neither satisfied nor dissatisfied      ☐ (-8) Don't know

**RANK**

16. In our society there are groups which tend to be towards the top and groups which tend to be towards the bottom. Below is a scale that runs from top (10) to bottom (1). Where would you put yourself now on this scale?

Bottom

Top

Don't  
know
☐ ① ☐ ② ☐ ③ ☐ ④ ☐ ⑤ ☐ ⑥ ☐ ⑦ ☐ ⑧ ☐ ⑨ ☐ ⑩ ☐ (-8)

 
**FINRELO5**

17. Compared to South Korean families in general, how far above or below the national average is your family income?

- ☐ ① Far above average      ☐ ④ Below average  
☐ ② Above average      ☐ ⑤ Far below average  
☐ ③ Average      ☐ (-8) Don't know

**PARSOL**

18. Compared to your parents when they were your age, how much better or worse is your own standard living now than theirs was?

- ☐ ① Much better      ☐ ④ Somewhat worse  
☐ ② Somewhat better      ☐ ⑤ Much worse  
☐ ③ About the same      ☐ (-8) Don't know

**KIDSOLO6**

19. When your children reach the age you are now, what do you think their standard of living will be? Even if you don't have children, please answer the questions supposing that you have children.

- ☐ ① Much better      ☐ ④ Somewhat worse  
☐ ② Somewhat better      ☐ ⑤ Much worse  
☐ ③ About the same      ☐ (-8) Don't know



**SATFIN**

20. How satisfied are you with the economic condition of your family?

- \_\_\_ ① Very satisfied                      \_\_\_ ④ Somewhat dissatisfied  
 \_\_\_ ② Somewhat satisfied                \_\_\_ ⑤ Very dissatisfied  
 \_\_\_ ③ Neither satisfied nor dissatisfied    \_\_\_ (-8) Don't know

**FINPROS**

21. Within the next 10 years, do you think the financial situation of your household will be getting much better, somewhat better, about the same, somewhat worse, or much worse than now?

- \_\_\_ ① Much better                      \_\_\_ ④ Somewhat worse  
 \_\_\_ ② Somewhat better                \_\_\_ ⑤ Much worse  
 \_\_\_ ③ About the same                \_\_\_ (-8) Don't know

22. How important do you think it is for getting ahead in life...

		Essential	Very important	Fairly important	Not very important	Not very important at all	Can't choose
<b>SUCDWLTH</b>	1) coming from a wealthy family	___ ① ___	___ ② ___	___ ③ ___	___ ④ ___	___ ⑤ ___	___ (-8) ___
<b>SUCDPAED</b>	2) having well-educated parents	___ ① ___	___ ② ___	___ ③ ___	___ ④ ___	___ ⑤ ___	___ (-8) ___
<b>SUCDEDUC</b>	3) having a good education background	___ ① ___	___ ② ___	___ ③ ___	___ ④ ___	___ ⑤ ___	___ (-8) ___
<b>SUCDAMBT</b>	4) having ambition	___ ① ___	___ ② ___	___ ③ ___	___ ④ ___	___ ⑤ ___	___ (-8) ___
<b>SUCDEFRT</b>	5) working hard	___ ① ___	___ ② ___	___ ③ ___	___ ④ ___	___ ⑤ ___	___ (-8) ___
<b>SUCDKNOW</b>	6) knowing the right people	___ ① ___	___ ② ___	___ ③ ___	___ ④ ___	___ ⑤ ___	___ (-8) ___
<b>SUCDPOL</b>	7) having political connections	___ ① ___	___ ② ___	___ ③ ___	___ ④ ___	___ ⑤ ___	___ (-8) ___
<b>SUCDBRIB</b>	8) giving bribes	___ ① ___	___ ② ___	___ ③ ___	___ ④ ___	___ ⑤ ___	___ (-8) ___
<b>SUCDRACE</b>	9) race	___ ① ___	___ ② ___	___ ③ ___	___ ④ ___	___ ⑤ ___	___ (-8) ___
<b>SUCDREL</b>	10) religion	___ ① ___	___ ② ___	___ ③ ___	___ ④ ___	___ ⑤ ___	___ (-8) ___
<b>SUCDSEX</b>	11) gender	___ ① ___	___ ② ___	___ ③ ___	___ ④ ___	___ ⑤ ___	___ (-8) ___

**HAPPINSS**

23. If you were to consider your life in general these days, how happy or unhappy would you say you are, on the whole...

Very happy					Very unhappy	Can't choose
___ ① ___	___ ② ___	___ ③ ___	___ ④ ___	___ ⑤ ___	___ (-8) ___	

**ATTEND**

24. How often do you attend religious services?

- \_\_\_ (01) A few times a week                \_\_\_ (06) Once a year  
 \_\_\_ (02) Once a week                      \_\_\_ (07) Less than once a year  
 \_\_\_ (03) Two or three times a month        \_\_\_ (08) NEVER  
 \_\_\_ (04) Once a month                      \_\_\_ (-8) Don't know  
 \_\_\_ (05) Several times a year

**RELIG**

25. What is your religion?

Probing	___ ① Buddhism	___ ④ No religion ( <i>go to Question 26</i> )
	___ ② Protestant	___ (77) Other ( <i>Specify: _____</i> )
	___ ③ Catholic	

**RELITEN**25.1 (*If you have a religion*) Do you call yourself a strong, or not a very strong follower of your religion?

- \_\_\_ ① Strong                      \_\_\_ ③ Not very strong  
 \_\_\_ ② Somewhat strong                \_\_\_ (-8) Don't know



**URBRURAL**

26. Which of the categories below comes closest to the type of place you are living in now?

| Probing

- \_\_\_ ① A big city                      \_\_\_ ④ A country village  
\_\_\_ ② The suburbs or outskirts of a big city    \_\_\_ ⑤ A secluded place  
\_\_\_ ③ A small city or a town                 \_\_\_ (-8) Don't know



※ The following will be questions on COVID-19.

**COVIDGOV**

27. Do you think have the current government has responded to the spread of COVID-19 well?

- \_\_\_ ① They have responded well                      \_\_\_ ③ Neither well nor poorly  
\_\_\_ ② They have responded poorly                    \_\_\_ (-8) Don't know

1	2	3	4	5	6	7	8	9	10	11	12	13	14	15	16	17	18	19	20	21	22	23	24	25	26	27	28	29	30	31	32	33	34	35	36	37	38	39	40	41	42	43	44	45	46	47	48	49	50	51	52	53	54	55	56	57	58	59	60	61	62	63	64	65	66	67	68	69	70	71	72	73	74	75	76	77	78	79	80	81	82	83	84	85	86	87	88	89	90	91	92	93	94	95	96	97	98	99	100
1	2	3	4	5	6	7	8	9	10	11	12	13	14	15	16	17	18	19	20	21	22	23	24	25	26	27	28	29	30	31	32	33	34	35	36	37	38	39	40	41	42	43	44	45	46	47	48	49	50	51	52	53	54	55	56	57	58	59	60	61	62	63	64	65	66	67	68	69	70	71	72	73	74	75	76	77	78	79	80	81	82	83	84	85	86	87	88	89	90	91	92	93	94	95	96	97	98	99	100
1	2	3	4	5	6	7	8	9	10	11	12	13	14	15	16	17	18	19	20	21	22	23	24	25	26	27	28	29	30	31	32	33	34	35	36	37	38	39	40	41	42	43	44	45	46	47	48	49	50	51	52	53	54	55	56	57	58	59	60	61	62	63	64	65	66	67	68	69	70	71	72	73	74	75	76	77	78	79	80	81	82	83	84	85	86	87	88	89	90	91	92	93	94	95	96	97	98	99	100
1	2	3	4	5	6	7	8	9	10	11	12	13	14	15	16	17	18	19	20	21	22	23	24	25	26	27	28	29	30	31	32	33	34	35	36	37	38	39	40	41	42	43	44	45	46	47	48	49	50	51	52	53	54	55	56	57	58	59	60	61	62	63	64	65	66	67	68	69	70	71	72	73	74	75	76	77	78	79	80	81	82	83	84	85	86	87	88	89	90	91	92	93	94	95	96	97	98	99	100
1	2	3	4	5	6	7	8	9	10	11	12	13	14	15	16	17	18	19	20	21	22	23	24	25	26	27	28	29	30	31	32	33	34	35	36	37	38	39	40	41	42	43	44	45	46	47	48	49	50	51	52	53	54	55	56	57	58	59	60	61	62	63	64	65	66	67	68	69	70	71	72	73	74	75	76	77	78	79	80	81	82	83	84	85	86	87	88	89	90	91	92	93	94	95	96	97	98	99	100
1	2	3	4	5	6	7	8	9	10	11	12	13	14	15	16	17	18	19	20	21	22	23	24	25	26	27	28	29	30	31	32	33	34	35	36	37	38	39	40	41	42	43	44	45	46	47	48	49	50	51	52	53	54	55	56	57	58	59	60	61	62	63	64	65	66	67	68	69	70	71	72	73	74	75	76	77	78	79	80	81	82	83	84	85	86	87	8												

## COVIDMAS

28. The usage of masks is becoming long-term. How often did you wear a mask for the first half of this year?

- \_\_\_ ① I always wear a mask regardless of COVID-19 guidelines.
- \_\_\_ ② I only wear a mask when it aligns with keeping COVID-19 guidelines.
- \_\_\_ ③ I tend to not wear a mask even though I know it's a violation of COVID-19 guidelines.

**COVIDMET**

29. The restriction on face-to-face gatherings are becoming long-term. How often did you meet face-to-face with other in the first half of last year?

- \_\_\_ ① I tend to not have face-to-face meetings regardless of COVID-19 guidelines.
- \_\_\_ ② I tend to have face-to-face meetings while keeping COVID-19 guidelines.
- \_\_\_ ③ I tend to have face-to-face meetings even when I know it's a violation of COVID-19 guidelines.

**COVIDFRE**

30. Out of individual liberty and public safety, which COVID-19 guideline should prioritize more?

Personal freedom  
first

Both are important
--------------------

Public safety first

can't choose



- ①                      ②                      ③                      ④                      ⑤                      (-8)

## COVIDRES

31. How well do you think you're dealing with unpredictable situations that spawn from COVID-19?

- \_\_\_\_ ① Very well  
 \_\_\_\_ ② Well  
 \_\_\_\_ ③ Average  
 \_\_\_\_ ④ Not so well  
 \_\_\_\_ ⑤ Impossible to deal with



32. Face-covering masks that fight against COVID-19 hold different meanings for people. What does a mask mean to you? Please choose all that apply.

**MASKWHTI** ① Something helpful

**MASKWHT4** ④ Something mundane

**MASKWHIT7** ⑦ A private life

**MASKWHT2** ② Something useless

**MASKWHT5** ⑤ Something complicated

**MASKWHT8** ⑧ A community spirit

**MASKWHT3** ③ Something hassle

**MASKWHT6** ⑥ Something nervous and sensitive

**MASKWHT9** ⑨ A collective oppression

## VACCINE

33. Are you going to get a COVID-19 vaccine?

- \_\_\_\_ ① I will never get vaccinated  
 \_\_\_\_ ② I will probably not get vaccinated  
 \_\_\_\_ ③ I will probably get vaccinated  
 \_\_\_\_ ④ I will for certain get vaccinated  
 \_\_\_\_ ⑤ I've already got vaccinated



※ Now I'm going to ask you a few things about the government's role and policy

**MINILIFE**

34. A universal basic income is a system in which the government provides every citizen with a set of money on a regular basis, regardless of their background and employment status. It is currently experimented in a few countries and regions. Do you agree with implementing the policy in our country?

Probing

- \_\_\_ ① Strongly disagree      \_\_\_ ④ Agree  
\_\_\_ ② Disagree      \_\_\_ ⑤ Strongly agree  
\_\_\_ ③ Neither agree nor disagree      \_\_\_ (-8) Don't know

**TAXBASIC**

35. If universal basic income is implemented through taxes, do you agree with its implementation?

Probing

- \_\_\_ ① Strongly disagree      \_\_\_ ④ Agree  
\_\_\_ ② Disagree      \_\_\_ ⑤ Strongly agree  
\_\_\_ ③ Neither agree nor disagree      \_\_\_ (-8) Don't know

**NUKPLTOB**

36. Which direction do you think our country's nuclear power development policy should go?

Probing

- \_\_\_ ① Reduce nuclear power      \_\_\_ ③ Expand nuclear power  
\_\_\_ ② Stay at the current level of nuclear power      \_\_\_ (-8) Don't know

37. Listed below are various areas of government spending. Please show whether you would like to see more or less government spending in each area. Remember that if you say "much more", it might require a tax increase to pay for it.

		Spend much more	Spend more	Spend the same as now	Spend less	Spend much less	Can't choose
<b>GOVSPD1</b>	1) The environment	___ ① ___	___ ② ___	___ ③ ___	___ ④ ___	___ ⑤ ___	___ (-8) ___
<b>GOVSPD2</b>	2) Health	___ ① ___	___ ② ___	___ ③ ___	___ ④ ___	___ ⑤ ___	___ (-8) ___
<b>GOVSPD3</b>	3) Public safety	___ ① ___	___ ② ___	___ ③ ___	___ ④ ___	___ ⑤ ___	___ (-8) ___
<b>GOVSPD4</b>	4) Education	___ ① ___	___ ② ___	___ ③ ___	___ ④ ___	___ ⑤ ___	___ (-8) ___
<b>GOVSPD5</b>	5) The military and defence	___ ① ___	___ ② ___	___ ③ ___	___ ④ ___	___ ⑤ ___	___ (-8) ___
<b>GOVSPD6</b>	6) Old age pensions	___ ① ___	___ ② ___	___ ③ ___	___ ④ ___	___ ⑤ ___	___ (-8) ___
<b>GOVSPD7</b>	7) Unemployment benefits	___ ① ___	___ ② ___	___ ③ ___	___ ④ ___	___ ⑤ ___	___ (-8) ___
<b>GOVSPD8</b>	8) Culture and the arts	___ ① ___	___ ② ___	___ ③ ___	___ ④ ___	___ ⑤ ___	___ (-8) ___

38. To what degree do you agree to the following opinion?

		Strongly agree	Somewhat agree	Neither	Somewhat disagree	Strongly disagree	Can't choose
<b>GOVUNEMP</b>	1) The government needs to aid the jobless to maintain a certain level of living	___ ① ___	___ ② ___	___ ③ ___	___ ④ ___	___ ⑤ ___	___ (-8) ___
<b>GOVLESS</b>	2) The government needs to cut back on the aid for the poor	___ ① ___	___ ② ___	___ ③ ___	___ ④ ___	___ ⑤ ___	___ (-8) ___

**PENSIONW**

39. High-income earners contribute a higher amount to the national pension than low-income earners. Some argue that high-income earners deserve more pensions in their senior years because they pay more. Others say that low-income earners deserve more pensions because they are economically struggling. Which of the following statements comes closest to your view?

- \_\_\_ ① High-income earners should get more pension  
\_\_\_ ② Both deserve the same amount  
\_\_\_ ③ Low-income earners should get more pension  
\_\_\_ (-8) Don't know



**UNEMPBEN**

40. High-income earners pay more for employment insurance than low-income earners. Some argue that high-income earners should get more unemployment benefits because they pay more. Others say that low-income earners should get more unemployment benefits because they are economically struggling. Which of the following statements comes closest to your view?

- \_\_\_ ① High-income earners should get more benefits ☐
- \_\_\_ ② Both deserve the same amount
- \_\_\_ ③ Low-income earners should get more benefits
- \_\_\_ (-8) Don't know

**HLTHINSW**

41. High-income earners pay more for the cost of health insurance than low-income earners. Some argue since high-income earners pay more, they should get more coverage than low-income earners. Others say since low-income earners are economically struggling, they should get more coverage. Which of the following statements comes closest to your view?

- \_\_\_ ① High-income earners should get more coverage ☐
- \_\_\_ ② Both deserve the same amount
- \_\_\_ ③ Low-income earners should get more coverage
- \_\_\_ (-8) Don't know

**ECONDISW**

42. Out of the following, which do you think should be considered most important when distributing economic resources in our society?

- \_\_\_ ① Whether those with highest contribution can get the most ☐
- \_\_\_ ② Whether everyone can get about the same amount
- \_\_\_ ③ Whether those in need can get enough
- \_\_\_ (-8) Don't know

**※ Now we're going to ask you about your attitude towards life.**

**CONFULIV**

43. Do you think you live a Confucian way of life?

- \_\_\_ ① Yes(*go to Question 43.1*) \_\_\_ ② No \_\_\_ (-8) Don't know ☐

43.1 You have answered that you live a Confucian life. Tell us whether the following choices are your reasons for living a Confucian life.

**FAMRESPO**

1) I feel a responsibility toward my family

**CONFUKOR**

2) I regard Confucian values as part of Korean identity

**CONFURIT**

3) I place value on Confucian rituals and actions in my life

**ANCEDUTY**

4) I feel an obligation towards my ancestors

**CONFUETH**

5) Confucian values are moral standards for life

Yes	No
___ ① ___	___ ② ___
___ ① ___	___ ② ___
___ ① ___	___ ② ___
___ ① ___	___ ② ___
___ ① ___	___ ② ___

**LIFESAT**

44. All things considered, how satisfied are you with your life as a whole these days?

Very satisfied



Very dissatisfied ☐

\_\_\_ ① \_\_\_    \_\_\_ ② \_\_\_    \_\_\_ ③ \_\_\_    \_\_\_ ④ \_\_\_    \_\_\_ ⑤ \_\_\_

**FAMSATIS**

45. All things considered, how satisfied are you with your relationships with family members?

- \_\_\_ ① Completely satisfied    \_\_\_ ④ Neither satisfied nor dissatisfied    \_\_\_ ⑦ Completely dissatisfied ☐
- \_\_\_ ② Very satisfied    \_\_\_ ⑤ Fairly dissatisfied    \_\_\_ (-8) Don't know
- \_\_\_ ③ Fairly satisfied    \_\_\_ ⑥ Very dissatisfied



46. These questions are related to your view on human nature and moral character. Choose a number from 1 to 7.

1) **HUMNAT**

Human nature is basically bad.



Human nature is basically good.

\_\_\_\_\_ ① \_\_\_\_\_ ② \_\_\_\_\_ ③ \_\_\_\_\_ ④ \_\_\_\_\_ ⑤ \_\_\_\_\_ ⑥ \_\_\_\_\_ ⑦ \_\_\_\_\_

2) **MORALBRN**

Individual morality is decided by the given environment.



Individual morality is decided upon birth.

\_\_\_\_\_ ① \_\_\_\_\_ ② \_\_\_\_\_ ③ \_\_\_\_\_ ④ \_\_\_\_\_ ⑤ \_\_\_\_\_ ⑥ \_\_\_\_\_ ⑦ \_\_\_\_\_

47. Do you think it is wrong or not wrong if...?

		Always wrong	Almost always wrong	wrong only sometimes	Not wrong at all	Can't choose
<b>SEXATT1</b>	1) a man and a woman have sexual relations before marriage	_____ ① _____	_____ ② _____	_____ ③ _____	_____ ④ _____	_____ (-8) _____
<b>SEXATT2</b>	2) a married person having sexual relations with someone other than his or her husband or wife	_____ ① _____	_____ ② _____	_____ ③ _____	_____ ④ _____	_____ (-8) _____
<b>SEXATT3</b>	3) sexual relations between two adults of the same sex	_____ ① _____	_____ ② _____	_____ ③ _____	_____ ④ _____	_____ (-8) _____

48. To what extent do you agree or disagree with each of the following statements?

		Strongly agree	Agree	Neither agree nor disagree	Disagree	Strongly disagree	Can't choose
<b>MYTH218</b>	1) Some fortune tellers really can foresee the future	_____ ① _____	_____ ② _____	_____ ③ _____	_____ ④ _____	_____ ⑤ _____	_____ (-8) _____
<b>MYTH518</b>	2) The Four Pillars(saju) determines a person's life	_____ ① _____	_____ ② _____	_____ ③ _____	_____ ④ _____	_____ ⑤ _____	_____ (-8) _____

49. Do you agree or disagree with each of the statements about suicide?

If someone is . . . then that person has the right to commit suicide.

		Yes	No	Don't know
<b>SUICIDE131</b>	1) suffering incurable disease	_____ ① _____	_____ ② _____	_____ (-8) _____
<b>SUICIDE132</b>	2) bankrupt	_____ ① _____	_____ ② _____	_____ (-8) _____
<b>SUICIDE133</b>	3) dishonoring the family	_____ ① _____	_____ ② _____	_____ (-8) _____
<b>SUICIDE134</b>	4) tired of living and wants to die	_____ ① _____	_____ ② _____	_____ (-8) _____



※ The following will be questions on the public opinion poll.

50. To what extent do you agree or disagree with each of the following statements?

		Strongly disagree	Mostly disagree	Somewhat disagree	Neither disagree nor agree	Somewhat agree	Mostly agree	Strongly agree
<b>POLLENJY</b>	1) I really enjoy responding to questionnaires through the Internet	___①___	___②___	___③___	___④___	___⑤___	___⑥___	___⑦___
<b>POLLINTE</b>	2) I really enjoy being interviewed for a survey	___①___	___②___	___③___	___④___	___⑤___	___⑥___	___⑦___
<b>POLLIMPO</b>	3) Surveys are interesting in themselves	___①___	___②___	___③___	___④___	___⑤___	___⑥___	___⑦___
<b>POLLSOCI</b>	4) Surveys are important for society	___①___	___②___	___③___	___④___	___⑤___	___⑥___	___⑦___
<b>POLLUSEF</b>	5) A lot can be learned from information collected through surveys	___①___	___②___	___③___	___④___	___⑤___	___⑥___	___⑦___
<b>POLLTIME</b>	6) Completing surveys is a waste of time	___①___	___②___	___③___	___④___	___⑤___	___⑥___	___⑦___
<b>POLLREQU</b>	7) I receive far too many requests to participate in surveys	___①___	___②___	___③___	___④___	___⑤___	___⑥___	___⑦___
<b>POLLPRIV</b>	8) Opinions polls are an invasion of privacy	___①___	___②___	___③___	___④___	___⑤___	___⑥___	___⑦___
<b>POLLTIRD</b>	9) It is exhaustive to answer so many questions in a survey	___①___	___②___	___③___	___④___	___⑤___	___⑥___	___⑦___

51. Now you will see descriptions of some persons. Please look at each description and indicate how much each person is or is not like you. Use this scale for your answer.

		Very similar	Similar	Mostly similar	Somewhat similar	Not similar	Not similar at all
<b>VALUES1</b>	1) Thinking up new ideas and being creative is important to her/him. She/he likes to do things in her/his own original way.	___①___	___②___	___③___	___④___	___⑤___	___⑥___
<b>VALUES2</b>	2) It is important to her/him to be rich. She/he wants to have a lot of money and expensive things.	___①___	___②___	___③___	___④___	___⑤___	___⑥___
<b>VALUES3</b>	3) She/he thinks it is important that every person in the world should be treated equally. She/he believes everyone should have equal opportunities in life.	___①___	___②___	___③___	___④___	___⑤___	___⑥___
<b>VALUES4</b>	4) It's important to her/him to show her/his abilities. She/he wants people to admire what she/he does.	___①___	___②___	___③___	___④___	___⑤___	___⑥___
<b>VALUES5</b>	5) It is important to her/him to live in secure surroundings. She/he avoids anything that might endanger her/his safety.	___①___	___②___	___③___	___④___	___⑤___	___⑥___
<b>VALUES6</b>	6) She/he likes surprises and is always looking for new things to do. She/he thinks it is important to do lots of different things in life.	___①___	___②___	___③___	___④___	___⑤___	___⑥___
<b>VALUES7</b>	7) She/he believes that people should do what they're told. She/he thinks people should follow rules at all times, even when no-one is watching.	___①___	___②___	___③___	___④___	___⑤___	___⑥___
<b>VALUES8</b>	8) It is important to her/him to listen to people who are different from her/him. Even when she/he disagrees with them, she/he still wants to understand them.	___①___	___②___	___③___	___④___	___⑤___	___⑥___
<b>VALUES9</b>	9) It is important to her/him to be humble and modest. She/he tries not to draw attention to herself/himself.	___①___	___②___	___③___	___④___	___⑤___	___⑥___
<b>VALUES10</b>	10) Having a good time is important to her/him. She/he likes to 'spoil' herself/himself.	___①___	___②___	___③___	___④___	___⑤___	___⑥___
<b>VALUES11</b>	11) It is important to her/him to make her/his own decisions about what she/he does. She/he likes to be free and not depend on others.	___①___	___②___	___③___	___④___	___⑤___	___⑥___
<b>VALUES12</b>	12) It's very important to her/him to help the people around her/him. She/he wants to care for their well-being.	___①___	___②___	___③___	___④___	___⑤___	___⑥___
<b>VALUES13</b>	13) Being successful in life is important to her/him. She/he hopes people will recognize her/his achievements.	___①___	___②___	___③___	___④___	___⑤___	___⑥___



<b>VALUES14</b>	14) It is important to her/him that the government ensures her/his safety against all threats. She/he wants the state to be strong so it can defend its citizens.	___①___	___②___	___③___	___④___	___⑤___	___⑥___
<b>VALUES15</b>	15) She/he looks for adventures and likes to take risks. She/he wants to have an exciting life.	___①___	___②___	___③___	___④___	___⑤___	___⑥___
	It is important to her/him always to behave properly.						
<b>VALUES16</b>	16) She/he wants to avoid doing anything people would say that is wrong.	___①___	___②___	___③___	___④___	___⑤___	___⑥___
<b>VALUES17</b>	17) It is important to her/him to get respect from others. She/he wants people to do what she/he says.	___①___	___②___	___③___	___④___	___⑤___	___⑥___
<b>VALUES18</b>	18) It is important to her/him to be loyal to her/his friends. She/he wants to devote herself/himself to people close to her/him.	___①___	___②___	___③___	___④___	___⑤___	___⑥___
<b>VALUES19</b>	19) She/he strongly believes that people should care for nature. Looking after the environment is important to her/him.	___①___	___②___	___③___	___④___	___⑤___	___⑥___
<b>VALUES20</b>	20) Tradition is important to her/him. She/he tries to follow the customs handed down by her/his religion or her/his family.	___①___	___②___	___③___	___④___	___⑤___	___⑥___
<b>VALUES21</b>	21) It's very important to her/him to help other people and do good for the society at large.	___①___	___②___	___③___	___④___	___⑤___	___⑥___
<b>VALUES22</b>	22) She/he seeks every chance she/he can to have fun. It is important to her/him to do things that give her/him pleasure.	___①___	___②___	___③___	___④___	___⑤___	___⑥___



※ Next I'd like to ask you about your family.

52. I would like to ask about your relationship with your family members. Family members include those living in your house, living somewhere else, and those who are not blood-related to you but live in your house. Please answer the following questions accordingly.

Probing

(Write down the person's relationship to the respondent first, then ask person's sex, age, marital status, etc. in order. Make sure to ask about everyone mentioned in question 56, 57, and 58.)

- 1) Relation to respondent
- 2) Is [PERSON] male or female?
- 3) How old is [PERSON]?
- 4) Is [PERSON] now married, widowed, divorced, separated, never married, or cohabiting?
- 5) Is [PERSON] living in your house, or is [PERSON] temporarily living elsewhere?
- 6) (If [PERSON] is temporarily staying elsewhere) What is the primary reason for temporarily staying somewhere else?
- 7) Is [PERSON] currently working for pay?
- 8) (If not working) What is the primary reason for not working?

Family No.	1) Relation to respondent		2) Sex		3) Age	4) Marital status		5) Cohabitation Status				7) Employment status			
	Relation	Code	① M	② F		Status	Code	① Cohabiting	② Living some-where else	6) Reason for living somewhere else		① Employed	② Not employed	8) Reason for not working	
										Reason	Code			Reason	Code
1	RELATE		SEX		AGE		MARITAL		AWAY		WHYAWY		EMPLY		WHYNOE
2	RELATE2		GENDER2		OLD2		MAR2		AWAY2		WHYAWY2		EMPLY2		WHYNOE2
3	RELATE3		GENDER3		OLD3		MAR3		AWAY3		WHYAWY3		EMPLY3		WHYNOE3
4	RELATE4		GENDER4		OLD4		MAR4		AWAY4		WHYAWY4		EMPLY4		WHYNOE4
5	RELATE5		GENDER5		OLD5		MAR5		AWAY5		WHYAWY5		EMPLY5		WHYNOE5
6	RELATE6		GENDER6		OLD6		MAR6		AWAY6		WHYAWY6		EMPLY6		WHYNOE6
7	RELATE7		GENDER7		OLD7		MAR7		AWAY7		WHYAWY7		EMPLY7		WHYNOE7
8	RELATE8		GENDER8		OLD8		MAR8		AWAY8		WHYAWY8		EMPLY8		WHYNOE8
9	RELATE9		GENDER9		OLD9		MAR9		AWAY9		WHYAWY9		EMPLY9		WHYNOE9
10	RELATE10		GENDER10		OLD10		MAR10		AWAY10		WHYAWY10		EMPLY10		WHYNOE10

《 CODE LISTS 》

1) Relation to respondent			4) Marital status	6) Reasons for living elsewhere	8) Reasons for not working	
(01) Respondent	(11) Grandchildren	(21) Parent's siblings	① Married	(01) Schooling	(01) Under the schooling age	(11) Looking for employment
(02) Spouse	(12) Grandchildren's spouse	(22) Friend	② Widowed	(02) Employment	(02) Schooling	(12) Studying
(03) 1st child	(13) Parents	(23) Boarder	③ Divorced	(03) Military service	(03) Housework	(13) Enlistment
(04) 2nd child	(14) Spouse's parents	(24) Housekeeper	④ Separated	(04) Respondent's schooling	(04) Old age	(14) Business Failure
(05) 3rd child	(15) Siblings	(25) Partner	⑤ Never married	(05) Respondent's employment	(05) Illness	(15) No plans for getting employed
(06) 4th child	(16) Spouse's siblings	(26) Caregiver	⑥ Cohabiting	(77) OTHER (SPECIFY:_____)	(06) Disabled	(16) Preparing to get married
(07) 5th child	(17) Grandparents	(77) OTHER (SPECIFY:_____)			(07) Temporarily not working	(17) Religious reasons
(08) 6th child	(18) Nephew/Niece				(08) Unemployed	(18) To look after family
(09) 7th child	(19) Cousins				(09) Retired under the age limit	(19) Has no ability to get employed
(10) Children's spouse	(20) Sibling's spouse					(77) OTHER (SPECIFY:_____)

HHWHO / HDHEAD / HHSEX / HHAGE / HHMARI / HHAWAY / HHWHYAWY / HHEMPLY / HHWHYNOE

53. Who is the household head?

SERIAL NUMBER: \_\_\_\_\_

Probing



**FBIRTHPL / MBIRTHPL**

54. In what country were your parents born?

• Father: \_\_\_\_\_

• Mother: \_\_\_\_\_

**KIDNUMIO**

55. How many children (sons and daughters) have you had? Please include those who are living together with you or not and also include those who were born by natural birth or who were adopted (Don't include, however, those who are deceased).

• Total number of children: \_\_\_\_\_

\_\_\_\_ (00) None

**HOMPOP**

56. How many family members, including yourself, live at your residence? Do not include those who are temporarily living elsewhere due to schooling, employment, military service, etc.

• Number of family members living with respondent: \_\_\_\_\_

Probing

**SEPAPOP**

57. Are there any family members who are living somewhere else due to schooling, employment, military service, etc.? (If there are) How many such persons are there?

• Number of family members living away from respondent: \_\_\_\_\_

\_\_\_\_ (00) None

Probing

**UNRELAT**

58. How many persons live in your house who are not your family members (e.g., friends, partner, etc.)?

• Number of non-family members living with respondent: \_\_\_\_\_

\_\_\_\_ (00) None

Probing

**SPOSHLTH**

59. (If you have a spouse), How is your spouse's health like in general?

\_\_\_\_ ① Very good

\_\_\_\_ ④ Neither good nor bad

\_\_\_\_ ② Somewhat good

\_\_\_\_ ⑤ Bad

\_\_\_\_ ③ Good

\_\_\_\_ (-8) Can't choose

**FAMILY16**

60. Did you live with your birth father and mother when you were 16? If not, who did you live with? If you got married or left the house at 16, please respond how you were like before you did so.

\_\_\_\_ ① Birth mother and birth father (*go to Question 61*)

\_\_\_\_ ⑥ Other male relatives (Specify: \_\_\_\_\_)

\_\_\_\_ ② Birth father and stepmother

\_\_\_\_ ⑦ Other female relatives (Specify: \_\_\_\_\_)

\_\_\_\_ ③ Birth mother and stepfather

\_\_\_\_ ⑧ Male and female relatives (e.g.: aunt, uncle, grandparents)

\_\_\_\_ ④ Only with birth father

\_\_\_\_ (77) Other (Specify: \_\_\_\_\_)

\_\_\_\_ ⑤ Only with birth mother

**WHYNOTPA**

60.1 What is the reason that you did not live with your birth mother or birth father

\_\_\_\_ ① One or both of them passed away

\_\_\_\_ ② They got divorced or spilt-up

\_\_\_\_ ③ Because of father's workplace

\_\_\_\_ ④ One or both of them were sick

\_\_\_\_ (77) Other (Specify: \_\_\_\_\_)

\_\_\_\_ (-8) Don't know

**PAINDUS / PAINDO8 / PAIND16A / PAIND16B / PAISCO88 / PAISCO08 / PAOCC16A / PAOCC16B / PAOCC16C / PAOCC16D / PAOCC16E**

61. In what industry did your father work in when you were 16? Please be as specific as possible.

61.1 Industry: \_\_\_\_\_

61.2 Occupation: \_\_\_\_\_

61.3 Job description: \_\_\_\_\_

\_\_\_\_ (-1) Father passed away before 16

Probing



※ Now, I would like to ask you about the education you and your family members have received.

**EDUC**

62. What is the highest level of school you have attended?

Probing	____ (00) NO FORMAL SCHOOL ____ (08) OTHERS (e.g. Seodang, Hanhak)	____ (01) Elementary school ____ (02) Junior high school ____ (03) High school	____ (04) Junior college(Two or three-year course) ____ (05) College (Four-year course) ____ (06) Graduate school (Masters) ____ (07) Graduate school (PhD)	
		<b>GRADUATE</b> 62.1 Did you graduate from this school, or are you currently attending?		
		____ ① Graduated	____ ② Dropped out	____ ③ Currently attending
			<b>DROPYR</b> 62.2 In what grade did you drop out? _____ GRADE	<b>CURRYR</b> 62.3 What grade are you in? _____ GRADE

**SPEDUC**

63. What is the highest level of school your spouse has attended?

Probing	____ (-1) NO SPOUSE ____ (00) NO FORMAL SCHOOL ____ (08) OTHERS (e.g. Seodang, Hanhak)	____ (01) Elementary school ____ (02) Junior high school ____ (03) High school	____ (04) Junior college(Two or three-year course) ____ (05) College (Four-year course) ____ (06) Graduate school (Masters) ____ (07) Graduate school (PhD)	
		<b>SPGRAD</b> 63.1 Did your spouse graduate from this school, or is spouse currently attending?		
		____ ① Graduated	____ ② Dropped out	____ ③ Currently attending
			<b>SPDROPYR</b> 63.2 In what grade did your spouse drop out? _____ GRADE	<b>SPCURRYR</b> 63.3 What grade is your spouse in? _____ GRADE

**PAEDUC**

64. What is the highest level of school your father has attended?

Probing	____ (00) NO FORMAL SCHOOL ____ (08) OTHERS (e.g. Seodang, Hanhak) ____ (-8) DON'T KNOW	____ (01) Elementary school ____ (02) Junior high school ____ (03) High school	____ (04) Junior college(Two or three-year course) ____ (05) College (Four-year course) ____ (06) Graduate school (Masters) ____ (07) Graduate school (PhD)	
		<b>PAGRAD</b> 64.1 Did he graduate from this school, or is he currently attending?		
		____ ① Graduated	____ ② Dropped out	____ ③ Currently attending
			<b>PADROPYR</b> 64.2 In what grade did he drop out? _____ GRADE	<b>PACURRYR</b> 64.3 What grade is he in? _____ GRADE

**MAEDUC**

65. What is the highest level of school your mother has attended?

Probing	____ (00) NO FORMAL SCHOOL ____ (08) OTHERS (e.g. Seodang, Hanhak) ____ (-8) DON'T KNOW	____ (01) Elementary school ____ (02) Junior high school ____ (03) High school	____ (04) Junior college(Two or three-year course) ____ (05) College (Four-year course) ____ (06) Graduate school (Masters) ____ (07) Graduate school (PhD)	
		<b>MAGRAD</b> 65.1 Did she graduate from this school, or is she currently attending?		
		____ ① Graduated	____ ② Dropped out	____ ③ Currently attending
			<b>MADROPYR</b> 65.2 In what grade did he drop out? _____ GRADE	<b>MACURRYR</b> 65.3 What grade is he in? _____ GRADE



※ Next, I am going to ask about your job in detail.

INCMR

66. Do you have a job that provides income?

Probing

<p style="text-align: right;">___ ① Yes <input type="checkbox"/></p> <p><b>EMPED</b> 66.1 Do you work for someone else?</p> <p style="text-align: right;">___ ① Yes <input type="checkbox"/></p> <p><b>WGSTAT</b> 66.2 What is your employment status?          ___ ① Regular employee          ___ ② Temporary employee          ___ ③ Day labor</p> <p><b>WGPTFL</b> 66.3 Are you working part time or full time?          ___ ① Part-time ___ ② Full-time</p> <p><b>WGWKHR</b> 66.4 How many hours a week do you work on average?          ___ Hours ___ (-8) Don't know</p> <p><b>WGSTAB</b> 66.5 Is it possible to keep this job as long as you want?          ___ ① Yes ___ ② No</p> <p><b>WGSECT</b> 66.6 Are you employed by the government, a publicly owned firm, a private firm, or a non-profit organization?          ___ ① Government          ___ ② Publicly owned firm          ___ ③ Private firm          ___ ④ Non-profit organization</p> <p><b>WGUNN</b> 66.7 Are you a union member?          ___ ① Yes ___ ② No          (ask Q. 66.7.1)</p> <p><b>WGUNNP</b> (If not union member)          66.7.1 Were you a member of trade union before?          ___ ① Yes ___ ② No</p> <p><b>WGNOEMP</b> 66.8 How many people are working in your company? Please don't count people working in the headquarters or branches located in other area, and include part-time workers, too, in your company.  <div style="text-align: center;"> <input type="checkbox"/> <input type="checkbox"/> <input type="checkbox"/> </div></p>	<p style="text-align: right;">___ ② No <input type="checkbox"/></p> <p><b>UNSRCH</b> 66.17 Over the last 7 days, did you actively look for a job?          ___ ① Yes ___ ② No</p> <p><b>UNXTINC / UNXTINCO / UNXTINCM</b> 66.18 Do you have any sources of income? This includes interest or dividends, rent, social security, other pensions, alimony or child support, public aid (welfare), and armed forces or veteran's allotment. If any, what is your monthly average income?          ___ ① Yes ___ ② No          (go to Q. 66.19)  <div style="text-align: center;"> <input type="checkbox"/> </div></p> <p><b>Monthly Average Income:</b> _____          MAN(10,000) WON (CODE NO.: _____)          ___ (-8) Don't know</p> <p><b>UNWKEX</b> 66.19 Have you ever had a paid job?          ___ ① Yes ___ ② No (go to Q. 68)</p> <p><b>UNSTAT</b> 66.20 What type of job did you have at recent time?          ___ ① Worked for government          ___ ② Worked for publicly owned firm          ___ ③ Worked for private firm          ___ ④ Worked for non-profit organization          ___ ⑤ Worked for family without being paid          ___ ⑥ Self-employed with no employees          ___ ⑦ Self-employed with employees          (ask Q. 66.20.1)</p> <p><b>UNNOHI</b> (If you were self-employed with employees)          66.20.1 How many employees did you employ?          NUMBER OF EMPLOYEES: _____          ___ (-8) Don't know</p> <p><b>UNSUBO</b> 66.21 Did you have any subordinates in your workplace whom you directly managed and supervised?          ___ ① Yes ___ ② No</p> <p><b>UNWKHR</b> 66.22 How many hours a week did you work on average?          ___ Hours          ___ (-8) Don't know</p>
--	--

<p><b>NUMSUP</b> 66.14.1 How many subordinates do you have in your workplace whom you manage and supervise? _____ persons (If not have, go to Q. 58.14)</p> <p><b>EMSUBO</b> 66.14.2 Do you have any subordinates in your workplace whom you directly manage and supervise?          ___ ① Yes ___ ② No ___ (-8) Don't know</p> <p><b>RINCOMO / RINCOME</b> 66.15 Before taxes and other deductions, what is your total monthly average income from this job? This includes your base pay, bonuses, and other allowances. (If the respondent does not have a regular monthly income (e.g. farmer), then divide the estimated annual income by 12)          About: _____ MAN(10,000) WON (CODE NO.: _____) ___ (-8) Don't know</p> <p><b>RXTINC / RXTINCO / RXTINCM</b> 66.16 Beside income from your main job, do you have other sources of income? This includes interest or dividends, rent, social security, other pensions, alimony or child support, public aid (welfare), and armed forces or veteran's allotment. If any, what is your monthly average income?          ___ ① Yes ___ ② No (go to Q. 67)  <div style="text-align: center;"> <input type="checkbox"/> </div></p> <p><b>Other Monthly Average Income:</b>          _____ MAN(10,000) WON (CODE NO.: _____) ___ (-8) Don't know</p>	<p><b>INDUSTRY / INDUS08 / INDUS16 / OCC / OCC08 / OCC16A / OCC16B / OCC16C / OCC16D / OCC16E</b>          67. What kind of work do you normally do? What do you actually do in that job? If currently not working, tell me about your last job.</p> <p>67.1 Industry: _____</p> <p>67.2 Occupation: _____</p> <p>67.3 Job description: _____</p>
---	---

Probing



※ Next, I am going to ask about your spouse's main job.

**SPINCMR**

68. Does your spouse have a job that provides income? \_\_\_\_\_ (-1) NO SPOUSE (*go to Q. 70*)

Probing

<p style="text-align: center;">_____ ① Yes <input type="checkbox"/></p> <p><b>SPEMPED</b> 68.1 Does your spouse work for someone else?</p> <p style="text-align: center;">_____ ① Yes <input type="checkbox"/>      _____ ② No <input type="checkbox"/></p> <p><b>SPWGSTAT</b> 68.2 What is your spouse's employment status?          _____ ① Regular employee          _____ ② Temporary employee          _____ ③ Day labor</p> <p><b>SPWGPTFL</b> 68.3 Is your spouse working part time or full time?          _____ ① Part-time    _____ ② Full-time</p> <p><b>SPWGWKHR</b> 68.4 How many hours a week does your spouse work on average?          _____ Hours          _____ (-8) DON'T KNOW</p> <p><b>SPWGSTAB</b> 68.5 Is it possible for your spouse to keep this job as long as s/he wants?          _____ ① Yes    (-8) DON'T KNOW          _____ ② No</p> <p><b>SPWGSECT</b> 68.6 Is your spouse employed by the government, a publicly owned firm, a private firm, or a non-profit organization?          _____ ① Government          _____ ② Publicly owned firm          _____ ③ Private firm          _____ ④ Non-profit organization</p> <p><b>SPWGUNN</b> 68.7 Is your spouse a union member?          _____ ① Yes          _____ ② No (<i>ask Q. 68.7.1</i>)</p> <p><b>SPWGUNNP</b> (<i>If not union member</i>)          68.7.1 Was your spouse a member of trade union before?          _____ ① Yes    _____ ② No</p> <p style="text-align: center;"><input type="checkbox"/> <input type="checkbox"/> <input type="checkbox"/>      <input type="checkbox"/></p>	<p style="text-align: center;">_____ ② No <input type="checkbox"/></p> <p><b>SPUNSRCH</b> 68.15 Over the last 7 days, did your spouse actively look for a job?          _____ ① Yes          _____ ② No</p> <p><b>SPUNXTN / SPUNXTNO / SPUNXTNM</b> 68.16 Does your spouse have any sources of income? This interest or dividends, rent, social security, other pensions, alimony or child support, public aid (welfare), and armed forces or veteran's allotment.          _____ ① Yes    _____ ② No          (<i>go to Q. 60.17</i>)</p> <p style="text-align: center;"><input type="checkbox"/></p> <p>Monthly Average Income: _____          MAN(10,000)WON (CODE NO.: _____)          _____ (-8) DON'T KNOW</p> <p><b>SPUNWKEX</b> 68.17 Has your spouse ever had a paid job?          _____ ① Yes          _____ ② No (<i>go to Q.70</i>)</p> <p><b>SPUNSTAT</b> 68.18 What type of job did your spouse have at that time?          _____ ① Worked for government          _____ ② Worked for publicly owned firm          _____ ③ Worked for private firm          _____ ④ Worked for non-profit organization          _____ ⑤ Worked for family without being paid          _____ ⑥ Self-employed with no employees          _____ ⑦ Self-employed with employees (<i>ask Q. 68.18.1</i>)</p> <p><b>SPUNNOHI</b> (<i>If your spouse were self-employed with employees</i>)          68.18.1 How many employees did your spouse employ?          NUMBER OF EMPLOYEES: _____          _____ (-8) DON'T KNOW</p> <p><b>SPUNSUBO</b> 68.19 Did your spouse have any subordinates in the workplace whom s/he directly managed and supervised?          _____ ① Yes    _____ ② No          _____ (-8) DON'T KNOW</p> <p><b>SPUNWKHR</b> 68.20 How many hours a week did your spouse work on average?          _____ Hours          _____ (-8) DON'T KNOW</p>
--	--

**SPNUMSUP**  
68.12.1 How many subordinates does your spouse have in the workplace whom s/he manages and supervises?  
 \_\_\_\_\_ persons (*If not have, go to Q. 68.13*)

**SPEMSUBO**  
68.12.2 Does your spouse have any subordinates in the workplace whom s/he directly manages and supervises?  
 \_\_\_\_\_ ① Yes    \_\_\_\_\_ ② No    \_\_\_\_\_ (-8) DON'T KNOW

**SPINCOMO / SPINCOME**  
68.13 Before taxes and other deductions, what is your spouse's total monthly average income from this job? This includes his/her base pay, bonuses, and other allowances. (*If the respondent's spouse does not have a regular monthly income (e.g. farmer), then divide the estimated annual income by 12.*)  
 ABOUT \_\_\_\_\_ MAN(10,000) WON (CODE NO.: \_\_\_\_\_)  
 \_\_\_\_\_ (-8) DON'T KNOW

**SPXTINC / SPXTINCO / SPXTINCM**  
68.14 Beside income from the main job of your spouse, does your spouse have other sources of income? This includes interest or dividends, rent, social security, other pensions, alimony or child support, public aid (welfare), and armed forces or veteran's allotment. If any, what is his/her monthly average income?  
 \_\_\_\_\_ ① Yes    \_\_\_\_\_ ② No (*go to Q. 69*)  
☐

Other Monthly Average Income: \_\_\_\_\_ MAN(10,000) WON (CODE NO.: \_\_\_\_\_)  
 \_\_\_\_\_ (-8) DON'T KNOW

**SPIND / SPIND08 / SPIND16 / SPOCC / SPOCC08 / SPOCC16A / SPOCC16B / SPOCC16C / SPOCC16D / SPOCC16E**

69. What kind of work does your spouse normally do? What does s/he actually do in that job? If currently not working, tell me about his/her last job.

Probing

69.1 Industry: \_\_\_\_\_

69.2 Occupation: \_\_\_\_\_

69.3 Job description: \_\_\_\_\_



**INCOMO / INCOME**

70. What is the approximate total monthly income of your household before tax deductions? Please include the income of all household members, including yourself, such as employment income, interest, property and rental income, pensions, various subsidies, or personal financial support received from others. (For agricultural income or similar, divide the annual income by 12 to enter the monthly amount, and be sure to account for the income of all household members listed in questions 56, 57, and 58, whether they live with you or not. However, exclude household members who do not share finances.)

--	--	--	--	--	--	--	--

• APPROXIMATELY: \_\_\_\_\_MAN(10,000) WON (CODE NUMBER: \_\_\_\_\_) \_\_\_\_\_ (-8) Don't know

**HOUSTYPE**

71. What type of housing do you currently live in?

- \_\_\_ ① Detached house                      \_\_\_ ③ Multi family residential
- \_\_\_ ② Apartment                              \_\_\_ (4) Other (Specify: \_\_\_\_\_)

--

**HOUSOWNS**

72. What form of housing do you currently have?

- \_\_\_ ① Own house                              \_\_\_ ④ Monthly rent without deposit
- \_\_\_ ② Jeonse                                      \_\_\_ ⑤ Free
- \_\_\_ ③ Monthly rent with deposit              \_\_\_ (-8) Don't know

--

※ Now we're going to ask you about the problems of our society

73. Which of these issues is the most important for Korea today? Please respond with the two items in order of descending priority

- |              |                   |               |             |                             |
|--------------|-------------------|---------------|-------------|-----------------------------|
| ① Healthcare | ③ Crime           | ⑤ Immigration | ⑦ Terrorism | (77) Others(Specify: _____) |
| ② Education  | ④ The environment | ⑥ The economy | ⑧ Poverty   |                             |

**TOPPROB1** 1) The most important issue: \_\_\_\_\_ (-8) Can't choose

--	--

**TOPPROB2** 2) The second most important issue: \_\_\_\_\_ (-8) Can't choose

--	--

74. How much do you agree or disagree with each of these statements?

		Agree strongly	Agree	Neither agree nor disagree	Disagree	Disagree strongly	Can't choose
<b>PRIVENT</b>	1) Private enterprise is the best way to solve Korea's economic problems.	___①___	___②___	___③___	___④___	___⑤___	___(-8)___
<b>GOVEQINC</b>	2) It is the responsibility of the government to reduce the differences in income between people with high incomes and those with low incomes.	___①___	___②___	___③___	___④___	___⑤___	___(-8)___
<b>IMPORTS</b>	3) Korea should limit the import of foreign products in order to protect its national economy.	___①___	___②___	___③___	___④___	___⑤___	___(-8)___
<b>IMMIREST</b>	4) Korea should limit immigration in order to protect our national way of life.	___①___	___②___	___③___	___④___	___⑤___	___(-8)___
<b>POWRORGS</b>	5) International organizations are taking away too much power from the Korean government.	___①___	___②___	___③___	___④___	___⑤___	___(-8)___



75. Looking at the list below. Please tell me what the two things are that Korea should do as its highest priority. Please respond with the two items in order of descending priority.

- |  |                             |
|--|-----------------------------|
| ① Maintain order in the nation                 | ③ Fight rising prices       |
| ② Give people more say in government decisions | ④ Protect freedom of speech |

**POSTMAT1** 1) First priority: \_\_\_\_\_ (-8) Can't choose □ □

**POSTMAT2** 2) Second priority: \_\_\_\_\_ (-8) Can't choose □ □

#### TRUST5

76. Generally speaking, would you say that most people can be trusted, or that you can't be too careful in dealing with people? 1 means you can't be too careful and 5 means most people can be trusted.

You can't be too careful

Most people can be trusted

Can't choose

□

\_\_\_\_\_1 \_\_\_\_\_2 \_\_\_\_\_3 \_\_\_\_\_4 \_\_\_\_\_5 \_\_\_\_\_(-8)\_\_\_\_\_

77. How much do you personally trust each of the following institutions? 0 means you do not trust an institution at all, and 10 means you trust it completely.

No trust at all

Complete trust

Can't choose

**TRUSTCOL** 1) University research centres    \_0\_ \_1\_ \_2\_ \_3\_ \_4\_ \_5\_ \_6\_ \_7\_ \_8\_ \_9\_ \_10\_ \_(-8)\_ □ □

**TRUSTNEW** 2) The news media    \_0\_ \_1\_ \_2\_ \_3\_ \_4\_ \_5\_ \_6\_ \_7\_ \_8\_ \_9\_ \_10\_ \_(-8)\_ □ □

**TRUSTBUI** 3) Business and industry    \_0\_ \_1\_ \_2\_ \_3\_ \_4\_ \_5\_ \_6\_ \_7\_ \_8\_ \_9\_ \_10\_ \_(-8)\_ □ □

**TRUSTCON** 4) National Assembly    \_0\_ \_1\_ \_2\_ \_3\_ \_4\_ \_5\_ \_6\_ \_7\_ \_8\_ \_9\_ \_10\_ \_(-8)\_ □ □

※ Now, we're going to ask you about the environment specifically.

#### GRNCON

78. Generally speaking, how concerned are you about environmental issues?

Not at all concerned

Very concerned

Can't choose

□

\_\_\_\_\_① \_\_\_\_\_② \_\_\_\_\_③ \_\_\_\_\_④ \_\_\_\_\_⑤ \_\_\_\_\_(-8)\_\_\_\_\_

#### ENTRBUS

79. Here is a list of some different environmental problems. Which problem, if any, do you think is the most important for Korea as a whole?

- |                                  |  |
|----------------------------------|--|
| _____ ① Air pollution            | _____ ⑦ Climate change                 |
| _____ ② Chemicals and pesticides | _____ ⑧ Genetically modified foods     |
| _____ ③ Water shortage           | _____ ⑨ Using up our natural resources |
| _____ ④ Water pollution          | _____ (77) Others(Specify:       )     |
| _____ ⑤ Nuclear waste            | _____ (-8) Can't choose                |
| _____ ⑥ Domestic waste disposal  |  |

□

#### CLIMATEC

80. There has been a lot of discussion about the world's climate and the idea it has been changing in recent decades. Which of the following statements comes closest to your opinion?

- \_\_\_\_\_ ① The world's climate has not been changing (*go to Question 81*) □
- \_\_\_\_\_ ② The world's climate has been changing mostly due to natural processes
- \_\_\_\_\_ ③ The world's climate has been changing about equally due to natural process and human activity
- \_\_\_\_\_ ④ The world's climate has been changing mostly due to human activity
- \_\_\_\_\_ (-8) Can't choose



**CLIMATEW**

80.1 How bad or good do you think the impacts of climate change will be for the world as a whole? 0 means extremely bad, 10 means extremely good.

Extremely bad		Extremely good	Can't choose	
___0___	___1___	___2___	___3___	___4___
___5___	___6___	___7___	___8___	___9___
___10___				
___(-8)___				

**CLIMATEK**

80.2 How bad or good do you think the impacts of climate change will be for Korea? 0 means extremely bad, 10 means extremely good.

Extremely bad		Extremely good	Can't choose	
___0___	___1___	___2___	___3___	___4___
___5___	___6___	___7___	___8___	___9___
___10___				
___(-8)___				

81. How much do you agree or disagree with each of these statements?

		Agree strongly	Agree	Neither agree nor disagree	Disagree	Disagree strongly	Can't choose
<b>SCIGRN</b>	1) Modern science will solve our environmental problems with little change to our way of life.	___①___	___②___	___③___	___④___	___⑤___	___(-8)___
<b>GRNECON</b>	2) We worry too much about the future of the environment and not enough about prices and jobs today	___①___	___②___	___③___	___④___	___⑤___	___(-8)___
<b>HARMSGRN</b>	3) Almost everything we do in modern life harms the environment	___①___	___②___	___③___	___④___	___⑤___	___(-8)___
<b>GRNPROG</b>	4) People worry too much about human progress harming the environment	___①___	___②___	___③___	___④___	___⑤___	___(-8)___
<b>GRWTHHELP</b>	5) In order to protect the environment Korea needs economic growth	___①___	___②___	___③___	___④___	___⑤___	___(-8)___
<b>GROWENV1</b>	6) Economic growth always harms the environment	___①___	___②___	___③___	___④___	___⑤___	___(-8)___

**GRNPRICE**

82. How willing would you be to pay much higher prices in order to protect the environment?

___ ① Very willing	___ ④ Fairly unwilling	
___ ② Fairly willing	___ ⑤ Very unwilling	
___ ③ Neither willing nor unwilling	___ (-8) Can't choose	

**GRNTAXES**

83. How willing would you be to pay much higher taxes in order to protect the environment?

___ ① Very willing	___ ④ Fairly unwilling	
___ ② Fairly willing	___ ⑤ Very unwilling	
___ ③ Neither willing nor unwilling	___ (-8) Can't choose	

**GRNSOL**

84. How willing would you be to accept cuts in your standard of living in order to protect the environment?

___ ① Very willing	___ ④ Fairly unwilling	
___ ② Fairly willing	___ ⑤ Very unwilling	
___ ③ Neither willing nor unwilling	___ (-8) Can't choose	



**CONSRREDU**

85. How willing would you be to accept a reduction in the size of Korea's protected nature areas, in order to open them up for economic development?

- \_\_\_ ① Very willing  
 \_\_\_ ② Fairly willing  
 \_\_\_ ③ Neither willing nor unwilling  
 \_\_\_ ④ Fairly unwilling  
 \_\_\_ ⑤ Very unwilling  
 \_\_\_ (-8) Can't choose

☐

86. How much do you agree or disagree with each of these statements?

		Agree strongly	Agree	Neither agree nor disagree	Disagree	Disagree strongly	Can't choose
<b>TOODIFME</b>	1) It is just too difficult for someone like me to do much about the environment	___①___	___②___	___③___	___④___	___⑤___	___(-8)___
<b>IHLPGRN</b>	2) I do what is right for the environment, even when it costs more money or takes more time	___①___	___②___	___③___	___④___	___⑤___	___(-8)___
<b>IMPGRN</b>	3) There are more important things to do in life than protect the environment	___①___	___②___	___③___	___④___	___⑤___	___(-8)___
<b>OTHSSAME</b>	4) There is no point in doing what I can for the environment unless others do the same	___①___	___②___	___③___	___④___	___⑤___	___(-8)___
<b>GRNEXAGG</b>	5) Many of the claims about environmental threats are exaggerated	___①___	___②___	___③___	___④___	___⑤___	___(-8)___
<b>HELPHARM</b>	6) I find it hard to know whether the way I live is helpful or harmful to the environment	___①___	___②___	___③___	___④___	___⑤___	___(-8)___
<b>GRNEFFME</b>	7) Environmental problems have a direct effect on my everyday life	___①___	___②___	___③___	___④___	___⑤___	___(-8)___

87. In general, do you think that how dangerous is each of the followings for the environment?

		Extremely dangerous	Very dangerous	Somewhat dangerous	Not very dangerous	Not dangerous at all	Can't choose
<b>CARSGEN</b>	1) Air pollution caused by car	___①___	___②___	___③___	___④___	___⑤___	___(-8)___
<b>INDUSGEN</b>	2) Air pollution caused by industry	___①___	___②___	___③___	___④___	___⑤___	___(-8)___
<b>CHEMGEN</b>	3) Pesticides and chemicals used in farming	___①___	___②___	___③___	___④___	___⑤___	___(-8)___
<b>WATERGEN</b>	4) Pollution of Korea's rivers, lakes and streams	___①___	___②___	___③___	___④___	___⑤___	___(-8)___
<b>TEMPGEN</b>	5) A rise in the world's temperature caused by climate change	___①___	___②___	___③___	___④___	___⑤___	___(-8)___
<b>GENEGEN</b>	6) Modifying the genes of certain crops	___①___	___②___	___③___	___④___	___⑤___	___(-8)___
<b>NUKEGEN</b>	7) Nuclear power stations	___①___	___②___	___③___	___④___	___⑤___	___(-8)___

**BUSGRN**

88. Which of these approaches do you think would be the best way of getting business and industry in Korea to protect the environment?

- \_\_\_ ① Heavy fines for businesses that damage the environment  
 \_\_\_ ② Use the tax system to reward businesses that protect the environment  
 \_\_\_ ③ More information and education for businesses about the advantages of protecting the environment  
 \_\_\_ (-8) Can't choose

☐



**PEOPGRN**

89. Which of these approaches do you think would be the best way of getting people and their families in Korea to protect the environment?

- \_\_\_ ① Heavy fines for people who damage the environment ☐
- \_\_\_ ② Use the tax system to reward people who protect the environment
- \_\_\_ ③ More information and education to people about the advantages of protecting the environment
- \_\_\_ (-8) Can't choose

**NATURENJ**

90. How much, if at all, do you enjoy being outside in nature?

- \_\_\_ ① Not at all ☐
- \_\_\_ ② To a small extent
- \_\_\_ ③ To some extent
- \_\_\_ ④ To a great extent
- \_\_\_ ⑤ To a very great extent
- \_\_\_ (-8) Can't choose

**NATUREFR**

91. In the last twelve months how often, if at all, have you engaged in any leisure activities outside in nature, such as hiking, bird watching, swimming, skiing, other outdoor activities or just relaxing?

- \_\_\_ ① Daily ☐
- \_\_\_ ② Several times a week
- \_\_\_ ③ Several times a month
- \_\_\_ ④ Several times a year
- \_\_\_ ⑤ Never
- \_\_\_ (-8) Can't choose

**AIRTRAVE**

92. In the last twelve months, how many trips did you make by plane? Count outward and return journeys, including transfers, as one trip.

\_\_\_\_\_ trips \_\_\_ (-8) Don't know

**CARHOURS**

93. In a typical week, about how many hours do you spend in a car or another motor vehicle, including motorcycles, trucks, and vans, but not counting public transport? Do not include shared rides in buses, minibuses, and collective taxis.

\_\_\_\_\_ hours \_\_\_ (-8) Don't know

**BEEFFOOD**

94. In a typical week, on how many days do you eat beef, lamb, or products that contain them?

\_\_\_ ① \_\_\_ ② \_\_\_ ③ \_\_\_ ④ \_\_\_ ⑤ \_\_\_ ⑥ \_\_\_ ⑦ \_\_\_ (-8)

**HOMEROOM**

95. How many rooms are there in your home (apartment or house)? Do not count any separate kitchens, bathrooms, garages, balconies, or hallways.

\_\_\_\_\_ rooms \_\_\_ (-8) Don't know

96. How often do you...?

Always	Often	Sometimes	Never	Recycling not available where I live
--------	-------	-----------	-------	--

**RECYCLE**

1) make a special effort to sort glass or tins or plastic or newspapers and so on for recycling

\_\_\_ ① \_\_\_ ② \_\_\_ ③ \_\_\_ ④ \_\_\_ (-1) \_\_\_

**NOBUYGRN**

2) avoid buying certain products for environmental reasons

\_\_\_ ① \_\_\_ ② \_\_\_ ③ \_\_\_ ④ \_\_\_

**GRNGROUP**

97. Are you a member of any group whose main aim is to preserve or protect the environment?

- \_\_\_ ① Yes \_\_\_ ② No ☐



98. In the last five years, have you...

Probing		Yes, I have	No, I have not	Can't choose
<b>GRNSIGN</b>	1) signed a petition about an environmental issue?	①	②	(-8)
<b>GRNMONEY</b>	2) given money to an environmental group?	①	②	(-8)
<b>GRNDEMO</b>	3) taken part in a protest or demonstration about an environmental issue?	①	②	(-8)

99. Thinking about your **neighborhood**, to what extent, if at all, was it affected by the following things over the last twelve months?

	Not at all	To a small extent	To some extent	To a great extent	To a very great extent	Can't choose	
<b>AIRNEIGH</b>	1) Air pollution	①	②	③	④	⑤	(-8)
<b>WTRNEIGH</b>	2) Water pollution	①	②	③	④	⑤	(-8)
<b>WEANEIGH</b>	3) Extreme weather events (storms, droughts, floods, heat waves, cold snaps, etc.)	①	②	③	④	⑤	(-8)

※ Next, I am going to ask about your health.

**HEALTH21**

100. In general, would you say your health is?

- |                 |                       |  |
|-----------------|-----------------------|--|
| ___ ① Excellent | ___ ④ Fair            |  |
| ___ ② Very good | ___ ⑤ Poor            |  |
| ___ ③ Good      | ___ (-8) Can't choose |  |

101. The following questions are about activities you might do during a typical day. Does your health now limit you in these activities? If so, how much?

	Yes, limited a lot	Yes, limited a little	No, not limited at all	
<b>TABLE</b>	1) Moderate activities, such as moving a table, pushing a vacuum cleaner, bowling, or playing golf	①	②	③
<b>STAIRS</b>	2) Climbing several flights of stairs	①	②	③

102. During the past 4 weeks, how much of the time have you had any of the following problems with your work or other regular daily activities as a result of your physical health?

	All of the time	Most of the time	Some of the time	A little of the time	None of the time	
<b>HEALPRB1</b>	1) Accomplished less than you would like	①	②	③	④	⑤
<b>HEALPRB2</b>	2) Were limited in the kind of work or other activities	①	②	③	④	⑤

103. During the past 4 weeks, how much of the time have you had any of the following problems with your work or other regular daily activities as a result of any emotional problems (such as feeling depressed or anxious)?

	All of the time	Most of the time	Some of the time	A little of the time	None of the time	
<b>EMOTPRB1</b>	1) Accomplished less than you would like	①	②	③	④	⑤
<b>EMOTPRB2</b>	2) Did work or other activities less carefully than usual	①	②	③	④	⑤







**SMOKEELE**

110. Do you smoke? (including electronic cigarettes and heated tobacco products)

- \_\_\_ ① I am a smoker
- \_\_\_ ② I used to smoke, but I have stopped smoking
- \_\_\_ ③ I have scarcely/never smoked

☐**FREQDRNK**

111. How often do you drink alcoholic drinks?

- \_\_\_ ① Daily
- \_\_\_ ② Several times a week
- \_\_\_ ③ Several times a month
- \_\_\_ ④ Several times a year or less often
- \_\_\_ ⑤ Never
- \_\_\_ (-8) Don't know

☐**WALKHRS**

112. How much time do you spend walking on a weekday? This includes at work and at home as your daily routine, walking to travel from place to place, and any other walking that you do for recreation, exercise, or leisure.

- \_\_\_ ① Less than 15 min
- \_\_\_ ② 15 to 29 min
- \_\_\_ ③ 30 to 59 min
- \_\_\_ ④ 60 to 89 min
- \_\_\_ ⑤ 90 min or more

☐**PHSYHRS**113. How long do you do physical activities per week that make you breathe somewhat harder than normal or much harder than normal? (*This includes jogging, bicycling, exercising, carrying loads, physical labor, household chores, etc.*) Do not include walking.

- \_\_\_ ① None
- \_\_\_ ② Less than 15 min
- \_\_\_ ③ 15 to 29 min
- \_\_\_ ④ 30 to 59 min
- \_\_\_ ⑤ About 1 hour
- \_\_\_ ⑥ About 2 hours
- \_\_\_ ⑦ About 3 hours
- \_\_\_ ⑧ About 4 hours
- \_\_\_ ⑨ About 5 hours
- \_\_\_ ⑩ 6 hours or more

☐**SITHRS / SITMin**114. How much time do you spend sitting on a week day? (*This includes all the time spent sitting, for example, sitting at a desk, reading, sitting or lying down to watch television*)\_\_\_\_\_ hours \_\_\_\_\_ minutes  **SLEEPHRS**

115. How many hours of actual sleep do you get on a week day? This may be different than the number of hours you spend in bed. (Please do not include time for napping.)

\_\_\_\_\_ hours **SLEEPQOL**

116. During the past month, how would you rate your sleep quality overall?

- \_\_\_ ① Very good
- \_\_\_ ② Fairly good
- \_\_\_ ③ Fairly bad
- \_\_\_ ④ Very bad

☐**HLTHEXAM**

117. During the last three years, did you have any health checkup?

- \_\_\_ ① Yes, regularly
- \_\_\_ ② Yes, but not regularly
- \_\_\_ ③ No

☐**GOHOSP**118. During the last 12 months, how often did you go to see a doctor? (*Please answer your own diseases or injuries. Do not include escorting or visitations.*)

- \_\_\_ ① Several times a week
- \_\_\_ ② About once a week
- \_\_\_ ③ About once a month
- \_\_\_ ④ Several times a year
- \_\_\_ ⑤ About once a year
- \_\_\_ ⑥ None



119. How much do you worry about each of the following when it comes to yourself and your family?

		Very much	A little	Not so much	Not at all
<b>WRYTRTMT</b>	1) Unable to receive health care when needed	___①___	___②___	___③___	___④___
<b>WRYMONEY</b>	2) Unable to pay the cost when someone get a serious illness or condition	___①___	___②___	___③___	___④___

**DISLKHSP**

120. During the last 12 months, did you refrain from going to see a doctor, even though you were ill or injured? Please include a cold.

\_\_\_ ① Yes, I did

\_\_\_ ② No, I did not

\_\_\_ (-1) I was not ill or injured during the last 12 months(N.A)

} (go to Question 121)

☐

120.1 (If you refrained) Why is it? Please circle all that apply.

	Yes	No		Yes	No
<b>MUCHWAIT</b>	1) Waiting time is too long	___①___ ___②___	<b>NOTIME</b>	7) There is no time to see a doctor	___①___ ___②___
<b>MUCHCOST</b>	2) It costs too much	___①___ ___②___	<b>NONEED</b>	8) I thought that there was no need to go	___①___ ___②___
<b>FEWHOSP</b>	3) There is no hospital or doctor's office nearby	___①___ ___②___	<b>NOINSR</b>	9) I don't have active health insurance	___①___ ___②___
<b>NOTTOGO</b>	4) I do not know where to go	___①___ ___②___	<b>NOCOVID</b>	10) I do not want to get infected with COVID-19	___①___ ___②___
<b>NOCAR</b>	5) I have no transportation	___①___ ___②___	<b>OTHRSN</b>	11) Others(Specify: )	___①___ ___②___
<b>HATEHOSP</b>	6) I do not like to see a doctor	___①___ ___②___			

**TYPEINSR**

121. What kind of health insurance do you have?

\_\_\_ ① Public health insurance only

\_\_\_ ④ No health insurance at all

\_\_\_ ② Public health insurance and private insurance

\_\_\_ ⑤ Not sure

\_\_\_ ③ Private health insurance only

☐

122. Have you ever received the following treatment during the last 12 months?

	Yes	No
<b>ACUPNTRI</b>	1) Acupuncture	___①___ ___②___
<b>MOXIBUS1</b>	2) Moxibustion	___①___ ___②___
<b>CUPPING1</b>	3) Cupping	___①___ ___②___
<b>HERB</b>	4) Oriental herbal medicine	___①___ ___②___
<b>ACUPRES1</b>	5) Acupressure or massage	___①___ ___②___



**WRYPERSO**

123. Did anyone listen to your concerns in general when you needed it during the last 12 months?

\_\_\_ ① Yes (*go to Question 123.1*)    \_\_\_ ② No    \_\_\_ ③ I did not have any concern

☐

123.1 Who were they? Choose all that apply.

		Yes	No
<b>WRYFAMIL</b>	1) Co-residing family members	___ ① ___	___ ② ___
<b>WRYRELAT</b>	2) Other relatives (including those who live separately)	___ ① ___	___ ② ___
<b>WRYCOWOR</b>	3) Colleagues at work	___ ① ___	___ ② ___
<b>WRYNEIGH</b>	4) Neighbors	___ ① ___	___ ② ___
<b>WRYFRIND</b>	5) Friends	___ ① ___	___ ② ___
<b>WRYPROFE</b>	6) Professional workers (care takers, therapists, doctors, etc.)	___ ① ___	___ ② ___
<b>WRYETC</b>	7) Others( <b>Specify:</b> )	___ ① ___	___ ② ___

124. We would like to ask about the area 1km (approximately 15 minutes on foot) around your home. To what extent do you agree or disagree with each of the following statements?

		Strongly agree	Agree	Neither agree nor disagree	Disagree	Strongly disagree
<b>GOOD2WLK</b>	1) The neighborhood is suitable for doing exercise such as jogging or walking	___ ① ___	___ ② ___	___ ③ ___	___ ④ ___	___ ⑤ ___
<b>FRESHVEG</b>	2) A large selection of fresh fruits and/or vegetable is available in the neighborhood	___ ① ___	___ ② ___	___ ③ ___	___ ④ ___	___ ⑤ ___
<b>FACILITY</b>	3) The neighborhood has adequate public facilities (community center, library, park, etc.)	___ ① ___	___ ② ___	___ ③ ___	___ ④ ___	___ ⑤ ___
<b>SAFE</b>	4) The neighborhood is safe	___ ① ___	___ ② ___	___ ③ ___	___ ④ ___	___ ⑤ ___
<b>CARES</b>	5) The neighbors are mutually concerned for each other	___ ① ___	___ ② ___	___ ③ ___	___ ④ ___	___ ⑤ ___
<b>WILNGHLP</b>	6) The neighbors are willing to provide assistance when I am in need	___ ① ___	___ ② ___	___ ③ ___	___ ④ ___	___ ⑤ ___

**VACCIN**

125. Were you vaccinated against influenza (of any type) during the last 12 months?

\_\_\_ ① Yes                      \_\_\_ ② No

☐**WRYCOVID**

126. How much are you worried about getting infected with COVID-19?

\_\_\_ ① Very much worried                      \_\_\_ ③ Somewhat not worried  
\_\_\_ ② Somewhat worried                      \_\_\_ ④ Not worried

☐

127. To what extent do you agree or disagree with the following?

		Agree	Somewhat agree	Somewhat disagree	Disagree
<b>COVIDBLAO</b>	1) If a person got infected with COVID-19, it would be their own fault	___ ① ___	___ ② ___	___ ③ ___	___ ④ ___
<b>COVIDBLAI</b>	2) If I got infected with COVID-19, it would be my own fault.	___ ① ___	___ ② ___	___ ③ ___	___ ④ ___

**COVIDINF**

128. What do you consider to be your own probability of getting infected with COVID-19?

Extremely likely	←	→	Extremely unlikely
___ ① ___	___ ② ___	___ ③ ___	___ ④ ___
___ ⑤ ___	___ ⑥ ___	___ ⑦ ___	



**NEEDCARE**

129. Is there anyone among your family members, whether living together or not, who needs care because of a long-term physical or mental illness or disability, or is getting old and weak?

\_\_\_ ① Yes

\_\_\_ ② No (*go to Question 130*)☐**RESPCARE**

129.1 (*If there is*) Are you the major care giver for at least one of them?

\_\_\_ ① Yes

\_\_\_ ② No

☐

130. Next we would like to talk about your feelings about getting older. Please indicate how strongly you agree or disagree with the following statements.

		Strongly agree	Agree	Neither agree nor disagree	Disagree	Strongly disagree
<b>WORRY1</b>	1) I worry about not being able to get around on my own as I get older	___ ① ___	___ ② ___	___ ③ ___	___ ④ ___	___ ⑤ ___
<b>WORRY2</b>	2) I worry others will have to make decisions for me as I get older	___ ① ___	___ ② ___	___ ③ ___	___ ④ ___	___ ⑤ ___
<b>WORRY3</b>	3) Financial dependence on others is one of my greatest fears about old age	___ ① ___	___ ② ___	___ ③ ___	___ ④ ___	___ ⑤ ___
<b>WORRY4</b>	4) I worry that I will have to live with my adult children when I am older	___ ① ___	___ ② ___	___ ③ ___	___ ④ ___	___ ⑤ ___
<b>WORRY5</b>	5) I worry that I will not be able to live with my adult children when I am older	___ ① ___	___ ② ___	___ ③ ___	___ ④ ___	___ ⑤ ___

131. Considering the meaning of health, how important is each of the followings to you?

		Very important	Important	Slightly important	Not important
<b>HLTHPHYS</b>	1) Absence of (freedom from) bodily pain	___ ① ___	___ ② ___	___ ③ ___	___ ④ ___
<b>HLTHMENT</b>	2) Peace in mind and mental compositure	___ ① ___	___ ② ___	___ ③ ___	___ ④ ___
<b>HLTHDUTY</b>	3) Performance of familial roles and duties	___ ① ___	___ ② ___	___ ③ ___	___ ④ ___
<b>HLTHROLE</b>	4) Performance of workplace/social roles and duties	___ ① ___	___ ② ___	___ ③ ___	___ ④ ___

**PRSCHELP**

132. How often do you need to have someone help you when you read instructions, pamphlets, or other written materials from your doctor or pharmacy?

\_\_\_ ① Never

\_\_\_ ④ Often

\_\_\_ ② Rarely

\_\_\_ ⑤ Always

☐

\_\_\_ ③ Sometimes

133. To what extent do you agree or disagree with the following?

		Strongly agree	Agree	Disagree	Strongly disagree
<b>OLDGOVBE</b>	1) Older people get more than their fair share from the government	___ ① ___	___ ② ___	___ ③ ___	___ ④ ___
<b>OLDBURDE</b>	2) Older people are a burden on society	___ ① ___	___ ② ___	___ ③ ___	___ ④ ___
<b>OLDPOLPW</b>	3) Older people have too much political influence	___ ① ___	___ ② ___	___ ③ ___	___ ④ ___



134. We would like to know what you think of the various groups in our society. Referring to the example of the score evaluation below, please indicate how much you like each of the following groups as a thermometer's temperature.

		0°C (Very negative)	30°C (Somewhat negative)	50°C (Neither favorable nor negative)	70°C (Somewhat favorable)	100°C (Very favorable)
<b>THERMMEN</b>	1) Men	①	②	③	④	⑤
<b>THERMWOM</b>	2) Women	①	②	③	④	⑤
<b>THERMHOM</b>	3) Homosexual	①	②	③	④	⑤
<b>THERMFEM</b>	4) Feminist	①	②	③	④	⑤

**WHREPPOL**

135. What kind of people do you think need to be more politically represented in order to increase the diversity of our society?

① The financially vulnerable    ③ LGBTQ    ⑤ Immigrants  
② Women    ④ The disabled    (-8) Don't know

136. What do you think of the following opinion?

		Strongly disagree	Somewhat disagree	Neither agree nor disagree	Somewhat agree	Strongly agree	Can't choose
<b>OPOSWRNG</b>	1) I think those who disagree with me are wrong.	①	②	③	④	⑤	(-8)
<b>RIGHTLIV</b>	2) I can teach others how to live properly.	①	②	③	④	⑤	(-8)

**NATVSBS**

137. Please tell us which of the following opinions is closest to your thoughts.

① The state is advised not to intervene in corporate economic activities for efficient economic growth  
② It is better for the state to interfere to some extent with corporate economic activities to alleviate economic inequality.  
(-8) Can't choose

**CUSINDNA**

138. Please tell us which of the following opinions is closest to your thoughts.

① It is better for the state to not restrict individual freedom that violates social customs.  
② It is better for the state to limit individual freedom to maintain social customs.  
(-8) Can't choose

**NKORDIPL**

139. Please tell us which of the following opinions is closest to your thoughts.

① North Korea is subject to cooperation, so it is better to find a diplomatic solution through dialogue.  
② North Korea is a threat, so it is better to strengthen pressure and sanctions to promote change.  
(-8) Can't choose



※ Next, I will ask you about political parties and democracy.

140. Please indicate how much you like or dislike following parties with numbers between 0 to 10. 0 means strongly dislike, 5 means neither like nor dislike, and 10 means strongly like.

		Dislike very much		Neutral		Like very much	Don't know					
<b>LIKEPTY1</b>	1) Democratic Party of Korea	__①__	__②__	__③__	__④__	__⑤__	__⑥__	__⑦__	__⑧__	__⑨__	__⑩__	__(-8)__
<b>LIKEPTY2</b>	2) People Power Party	__①__	__②__	__③__	__④__	__⑤__	__⑥__	__⑦__	__⑧__	__⑨__	__⑩__	__(-8)__
<b>LIKEPTY3</b>	3) Justice Party	__①__	__②__	__③__	__④__	__⑤__	__⑥__	__⑦__	__⑧__	__⑨__	__⑩__	__(-8)__
<b>LIKEPTY4</b>	4) The People's Party	__①__	__②__	__③__	__④__	__⑤__	__⑥__	__⑦__	__⑧__	__⑨__	__⑩__	__(-8)__
<b>LIKEPTY5</b>	5) Open Democratic Party	__①__	__②__	__③__	__④__	__⑤__	__⑥__	__⑦__	__⑧__	__⑨__	__⑩__	__(-8)__

**VOTE20**

141. Did you vote in the 21st National Assembly election on April 15, 2020?

Probing	__①__ Voted	__②__ Did not vote	} (go to Question 142)	
	__(-8)__ Don't know			
	__(-1)__ Not eligible			

**VOTE201**

141.1 (If you have voted) Which party candidate did you vote for at the time?

Probing	__①__ Democratic Party of Korea	__⑤__ Justice Party	
	__②__ United Future Party	__(66)__ Other (Specify: _____)	
	__③__ Party for People's Livelihoods	__(77)__ None of these	
	__④__ The People's Party	__(-8)__ Don't know	

142. To what extent do you agree or disagree with the following?

		Strongly agree	Somewhat agree	Neither agree nor disagree	Somewhat disagree	Strongly disagree
<b>CONPEOPL</b>	1) Members of the National Assembly should follow the will of the people.	__①__	__②__	__③__	__④__	__⑤__
<b>PEOPLDEC</b>	2) The people, and not politicians, should make our most important policy decisions.	__①__	__②__	__③__	__④__	__⑤__
<b>ELITEDIF</b>	3) The difference in the political perspective between the elite and the people is greater than the difference in the perspective between the people.	__①__	__②__	__③__	__④__	__⑤__
<b>CITIZREP</b>	4) I think it's better to be represented by a citizen than a professional politician.	__①__	__②__	__③__	__④__	__⑤__
<b>ELECNOAT</b>	5) Politicians talk too much and take too little action.	__①__	__②__	__③__	__④__	__⑤__
<b>POLGDAD</b>	6) Politics is ultimately a battle between good and evil.	__①__	__②__	__③__	__④__	__⑤__
<b>COMPRFAI</b>	7) What people call 'compromise' in politics is actually nothing more than abandoning beliefs.	__①__	__②__	__③__	__④__	__⑤__
<b>INTGRPPR</b>	8) Interest groups exert too much influence on political decisions.	__①__	__②__	__③__	__④__	__⑤__

**CANVIGIL**

143. Have you ever attended a candlelight vigil between 2016 and 2017? How many times did you attend?

__①__ I've never attended one	__③__ Once	__⑤__ Over three times	
__②__ I wanted to attend but couldn't	__④__ Twice	__(-8)__ Don't know	



**KFLAGDEM**

144. Have you ever attended the Taegeukgi rally or Gwanghwamun rally between the end of 2016 and August 2020? How many times did you attend?

- \_\_\_ ① I've never attended one    \_\_\_ ③ Once    \_\_\_ ⑤ Over three times ☐
- \_\_\_ ② I wanted to attend but couldn't    \_\_\_ ④ Twice    \_\_\_ (-8) Don't know

**DEMODICT**

145. Please tell us which of the following opinions is closest to your thoughts.

- \_\_\_ ① Democracy is always better than any other system. ☐
- \_\_\_ ② Depending on the situation, dictatorship is better than democracy.
- \_\_\_ ③ For people like me, it doesn't matter whether it's democracy or dictatorship.
- \_\_\_ (-8) Can't choose

**DEMOATT1**

146. Now you will be asked about democracy. If you could choose only one of the following statements, which do you think is the most essential element of democracy?

- \_\_\_ ① The government narrows the gap between rich and poor. ☐
- \_\_\_ ② It is the people who elect heads of government through free and fair elections.
- \_\_\_ ③ The government doesn't waste its budget.
- \_\_\_ ④ People can freely express their political views.

**DEMOATT2**

147. If you could choose only one of the following statements, which do you think is the most essential element of democracy?

- \_\_\_ ① Congress monitors the administration. ☐
- \_\_\_ ② Basic living needs such as food, clothing, and shelter are provided to everyone.
- \_\_\_ ③ People can freely organize political organizations.
- \_\_\_ ④ The government provides quality public services to the people.

**DEMOATT3**

148. If you could choose only one of the following statements, which do you think is the most essential element of democracy?

- \_\_\_ ① The government guarantees law and order. ☐
- \_\_\_ ② The media can freely criticize the government.
- \_\_\_ ③ The government guarantees employment opportunities for everyone.
- \_\_\_ ④ Multiple parties compete fairly in elections.

**DEMOATT4**

149. If you could choose only one of the following statements, which do you think is the most essential element of democracy?

- \_\_\_ ① People have the freedom to participate in protests and demonstrations. ☐
- \_\_\_ ② There is no political corruption.
- \_\_\_ ③ Courts protect the general public from abuse of power by the government.
- \_\_\_ ④ The unemployed are supported by the state.

※ Finally, let me ask you a few questions about the survey

**SURVEYN**

150. Have you received a telephone, internet, or interview survey request in the last 6 months? (Please exclude today's survey)

- \_\_\_ ① Yes (ask Question 150.1)    \_\_\_ ② No ☐

**SURVEFRQ**

150.1 (If yes) If you have been asked to do a survey, how many times have you participated? \_\_\_ times



**KOSSAGIN**

151. If you are selected to respond to “the Korean General Social Survey” again in the future, would you be willing to participate?

\_\_\_ ① Yes

\_\_\_ (-8) Don't know

☐

\_\_\_ ② No

**BESTFRND**

152. This is the last question. You may take your time. How many friends do you think you have that will trust you till the end under any circumstances?

\_\_\_\_\_

--	--



## 《 The following questions are asked to the interviewers 》

※ Please answer these questions right after the interview is completed with no respondents present

**INTID**

153. INTERVIEWER ID: \_\_\_\_\_

**INTDATM / INTDATD / INTDATE / INTAMPM / INTBEGHR / INTBEGMI / INTENDHR / INTENDMI**

154. Interview date and time

\_\_\_\_ Month \_\_\_\_ Date \_\_\_\_ Day

--	--	--	--	--	--

\_\_\_\_ a.m. \_\_\_\_ p.m. FROM: Hour \_\_\_\_ Minute \_\_\_\_ TO: Hour \_\_\_\_ Minute \_\_\_\_

--	--	--	--	--	--	--	--	--	--

**ADMMETH**

155. Who filled out this questionnaire?

- \_\_\_\_ (1) Interviewer did all  
 \_\_\_\_ (2) Respondent did all  
 \_\_\_\_ (3) Respondent did partially
- } (go to Q. 156)

--

**SELFRR1 / SELFTO1 / SELFRR2 / SELFTO2**

155.1 (If respondent did it partially) Question numbers that were filled out by the respondent

FROM: Q \_\_\_\_ TO: Q \_\_\_\_ || FROM: Q \_\_\_\_ TO: Q \_\_\_\_

--	--	--	--	--	--	--	--	--	--

156. Were there any persons present during the interview? If so, who were those persons? Choose all that apply

- |  |                |   |
|--|----------------|---|
| ____ (0) None                                | <b>WISPOUS</b> | ____ (3) Spouse/partner                       |
| <b>WIBABY</b> ____ (1) Children under age 6  | <b>WIADULT</b> | ____ (4) Other adults(excluding interviewers) |
| <b>WICHILD</b> ____ (2) Children above age 6 | <b>WIINT</b>   | ____ (5) Interviewer accompanied              |
|  |                | (Accompanied interviewer's ID: _____)         |

--	--	--	--	--	--

**RATTITD**

157. What was the respondent's attitude during the interview?

- |                               |                                 |
|-------------------------------|---------------------------------|
| ____ (1) Very cooperative     | ____ (3) Not very cooperative   |
| ____ (2) Somewhat cooperative | ____ (4) Not cooperative at all |

--

**RUNDRSTU**

158. How good was the respondent's understanding of the questions?

- |               |               |               |
|---------------|---------------|---------------|
| ____ (1) Good | ____ (2) Fair | ____ (3) Poor |
|---------------|---------------|---------------|

--

**EASYCON**

159. How difficult was it to contact the respondent?

- |                             |                               |
|-----------------------------|-------------------------------|
| ____ (1) Very difficult     | ____ (3) Not very difficult   |
| ____ (2) Somewhat difficult | ____ (4) Not difficult at all |

--

**EASYINT**

160. How difficult was it to conduct this interview with the respondent?

- |                             |                               |
|-----------------------------|-------------------------------|
| ____ (1) Very difficult     | ____ (3) Not very difficult   |
| ____ (2) Somewhat difficult | ____ (4) Not difficult at all |

--



## 《 Interviewer's Remarks for the Final Incomplete Survey 》

※ This survey is to collect simple information about the interviews still not completed at the final round. Each interviewer should find out all answers as much as possible for the following questions without giving the respondent too much burden. In order for the Survey Research Center to make a final decision about the completeness/incompleteness of the interview, the following information is necessary.

**CTRES**

161. Has a contact made with a targeted household?

\_\_\_ (1) Yes (contact made)

\_\_\_ (2) No (contact not made) *(go to Q. 162)*☐**RESCF**

161.1 Were you able to confirm who the respondent was?

\_\_\_ (1) Yes

\_\_\_ (2) No *(go to Q.162)*☐**WHYNOINT**

161.2 What was the most important reason why the survey could not be completed?

\_\_\_ (1) Visited at an inappropriate time (e.g. illness, child, in the middle of other businesses).

☐

\_\_\_ (2) Not interested in the survey.

\_\_\_ (3) Not familiar with the topics (e.g. experiencing a difficulty in answering about the topics).

\_\_\_ (4) Thinking it was a waste of time.

\_\_\_ (5) Thinking it was a waste of money.

\_\_\_ (6) Did not want to give personal information.

\_\_\_ (7) Did not want a survey whatsoever (due to a strong refusal).

\_\_\_ (8) Participated in surveys many times in the past.

\_\_\_ (9) Could not trust a survey.

\_\_\_ (10) Had bad experiences in surveys.

\_\_\_ (11) Did not like the topics.

\_\_\_ (12) Spouse, or members of family or household did not allow participation in the survey.

\_\_\_ (13) Did not want (or afraid) to have a stranger in the residence.

\_\_\_ (14) Other: \_\_\_\_\_

**NOINTSEX**

161.3 Was the respondent a man or a woman?

\_\_\_ (1) Man

\_\_\_ (2) Woman

☐**AGEb**

161.4 Which of the following did the respondent's age correspond to?

\_\_\_ (1) 20s (including 18 and 19)

\_\_\_ (5) 60s

☐

\_\_\_ (2) 30s

\_\_\_ (6) 70s

\_\_\_ (3) 40s

\_\_\_ (7) 80s

\_\_\_ (4) 50s

\_\_\_ (8) 90s or older

**INCOMER**

161.5 Did the respondent have a job that earned him/her an income?

\_\_\_ (1) Yes

\_\_\_ (2) No

☐**NOINTEDC**

161.6 What is the highest level of school respondent has attended?

\_\_\_ (1) Elementary school or below

\_\_\_ (4) Junior college (2-3 year college)

☐

\_\_\_ (2) Middle school

\_\_\_ (5) University (4-year college)

\_\_\_ (3) High school

\_\_\_ (6) Graduate school (master/doctoral degree)

**NOINTSTR**

162. Which of the following types did the respondent's dwelling structure correspond to?

\_\_\_ (1) Freestanding house

\_\_\_ (3) Villa

\_\_\_ (5) Multi unit house

\_\_\_ (7) Office hotel

☐

\_\_\_ (2) Apartment

\_\_\_ (4) Townhouse

\_\_\_ (6) One room/studio

\_\_\_ (7) Others: \_\_\_\_\_

**DOORLK**162.1 Was there a door lock at the entrance to the respondent's household? *(A door lock refers to a locking device at a building entrance such as in an apartment that you can unlock it using an electronic key or by entering a password)*

\_\_\_ (1) Yes

\_\_\_ (2) No

☐**HECONCLS**

163. What do you think is the economic status of the respondent's household?

\_\_\_ (1) Bottom of the bottom

\_\_\_ (3) Bottom of the middle

\_\_\_ (5) Bottom of the top

☐

\_\_\_ (2) Top of the bottom

\_\_\_ (4) Top of the middle

\_\_\_ (6) Top of the top



## 《 Interview Attempt Results Classification Codes 》

※ After the last interview is finished, please mark corresponding codes with “O” in the Interviewer’s Recording column. (Continued on the back)

		Detailed Codes	Interviewer’s Recording
Interviews		Interview completed	
No-interview	Refusal	Refusal, household member	
		Refusal, respondent	
		Break-off	
	Non-contact	Unable to enter building/reaching housing unit	
		Unable to reach household member living in the housing unit	
		Unable to reach the respondent as they have moved away, etc.	
	Other	Dead	
		Physically or mentally unable/incompetent	
	Language	Household-level language problem	
		Respondent language problem	
		Language competency insufficient for interview	
	Other		
Unknown eligibility, non-interview		Unknown if the targeted housing unit existed	
		Not attempted or worked although selected	
		Unable to reach/unsafe area	
		Unable to locate address	
		Unknown if eligible respondent was there	
		Household-level refusal	
		Other	
Not eligible		Not a housing unit	
		Not a housing unit: institution	
		Group quarters	
		Vacant housing unit	
		Regular, vacant residences	
		Seasonal/vacation/temporary residence	
		Household that consists of people who do not qualify as respondents	
		Other	



## 《 Record of Visits to Sampled Household 》

※ When the survey is completed, please mark “O” in the Completed column.

Number of visits	Visit Date	Completed	Reason for Incomplete	Scheduled Revisit Date	Accompanied Interviewer's ID
1	__Month __Day __Day of Week __: __			__Month __Day __Day of Week __: __	
2	__Month __Day __Day of Week __: __			__Month __Day __Day of Week __: __	
3	__Month __Day __Day of Week __: __			__Month __Day __Day of Week __: __	
4	__Month __Day __Day of Week __: __			__Month __Day __Day of Week __: __	
5	__Month __Day __Day of Week __: __			__Month __Day __Day of Week __: __	
6	__Month __Day __Day of Week __: __			__Month __Day __Day of Week __: __	
7	__Month __Day __Day of Week __: __			__Month __Day __Day of Week __: __	
8	__Month __Day __Day of Week __: __			__Month __Day __Day of Week __: __	
9	__Month __Day __Day of Week __: __			__Month __Day __Day of Week __: __	
10	__Month __Day __Day of Week __: __			__Month __Day __Day of Week __: __	

## 《 Reason for Incomplete 》

① Visited, but no one was there
② Household member was present, but no eligible respondent
③ Respondent or household member requested revisit
④ Respondent scheduled an interview date and time
⑤ Respondent unavailable at the scheduled time
⑥ Respondent refused to interview
⑦ Other household member refused to interview
⑧ Break-off in the middle of the interview (partially completed)
⑨ Other: _____



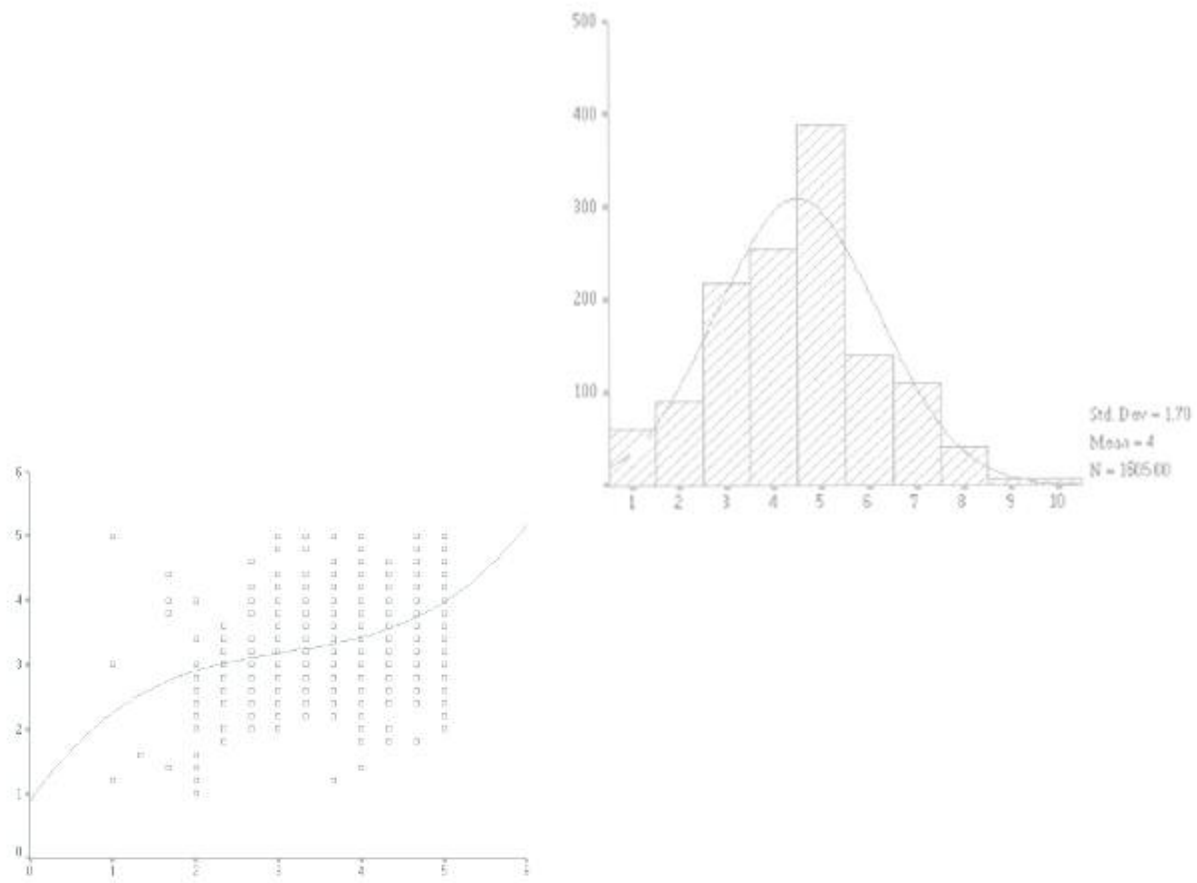
조사구 번호      가구 번호

			-		
--	--	--	---	--	--



# 2023 Korean General Social Survey

## [ 2023 KGSS ] Type A



Survey Research Center, Sungkyunkwan University

25-2, Seonggyungwan-ro, Jongno-gu, Seoul, Republic of Korea (03063)  
 (Tel.) + 82-2-760-1270 (Fax) + 82-050-2302-0102  
 (E-mail) kgss.src@gmail.com (Web) <http://kgss.skku.edu>



## Greetings

The Survey Research Center (SRC) at Sungkyunkwan University has been conducting the Korea General Social Survey (KGSS) since 2003. To date, the survey has engaged 20,841 respondents. It has been enormously supported by the collaboration of 116 professors and 2,797 students from universities across the country from 2003 to 2018. The KGSS has become an indispensable resource for studying Korean society domestically and internationally. It aims to provide comprehensive data for understanding Korean society and facilitating global comparative studies.

The 2023 KGSS includes questions on significant political, economic, and social issues in Korea, aspects of national identity from the International Social Survey (ISSP) conducted across 43 countries, a social network module from the East Asian Social Survey (EASS) involving four East Asian nations, and personal and social well-being module conducted in the European Social Survey (ESS).

Respondents are meticulously selected to ensure the sample accurately represents the Korean population. Our interviewers have approached you because you have been chosen as a respondent for this important study. Please make time in your busy schedule to participate. I would like to let you know that your responses will be treated with the utmost confidentiality.

Thank you.

June 2023  
Survey Research Center, Sungkyunkwan University  
Jibum Kim

Principal Investigator: Jibum Kim(Dept, of Sociology, Sungkyunkwan Univ)

Co-Principal Investigator: Jeong-han Kang(Dept, of Sociology, Yonsei Univ), Seok-ho Kim(Dept, of Sociology, Seoul National Univ), Changhwan Kim(Dept, of Sociology, University of Kansas), Wonho Park(Dept, of Political Science & International Relations, Seoul National Univ), Yun-Suk Lee(Dept, of Urban Sociology, University of Seoul), Seulgi Choi(KDI School of Public Policy and Management)

Domestic Advisory Committee Members:

S e o u l : Jaeyeol Yee, Chairman of the Advisory Committee(Dept, of Sociology, Seoul National Univ), Bongoh Kye, Dong-Joon Shin(Dept, of Sociology, Koomin Univ), Doo-Whan Kim(Dept, of Sociology, Duksung Women's Univ), Sun-Woong Kim(Dept, of Statistics, Dongguk Univ), Young-Won Kim(Dept, of Statistics, Sookmyung Women's Univ), Juyeon Kim(Dept, of Urban Sociology, University of Seoul), JoongBaeck Kim, Jae-ryong Song(Dept, of Sociology, Kyung hee univ), Eun-hye Yoo(Dept, of Information Sociology, Soongsil univ), Geon Lee(Dept, of Public Administration, Hanyang Univ), Min-Ah Lee(Dept, of Sociology, Chung-Ang Univ), Jaemook Lee(Dept, of Political Science and Diplomacy, Hankuk Univeristy of Foreign Studies), Dong-Kyun Im(Dept, of Sociology, Seoul National Univ), Ock Tae Kim(Korea National Open Univ), Chanung Park, Joon Han(Dept, of Sociology, Yonsei Univ), Myoung-Jin Lee, Jae-Mahn Shim(Dept, of Sociology, Korea Univ), Yongmo Lee(Dept, of Public Administration, Konkuk Univ), SetByol Choi, HyunSoo Kim(Dept, of Sociology, Ewha Womans Univ), Shang E. Ha(Dept, of Political Science and Diplomacy, Sogang Univ)

Gyeonggi-do: Indeok Song(Dept, of Media Communication, Joongbu Univ), Jun ok Shin(Dept, of Social Welfare, Sungkyul Univ), Heeju Shin(Dept, of Sociology, Catholic University of Korea), JeongHee Yeo(Dept, of Consumer Science, Inha Univ), Sangkil Yoon(Dept, of Visual Media Communication, Shinhan Univ), Ji Eun Han(Dept, of Social Welfare, Pyeongtaek Univ), Jung-in Kim(Dept, of Public Administration, Suwon Univ), Jong-Seok Byun(Dept, of applied Statistics, Hanshin Univ), Woo Hyun Yoo(Dept, of Media Communication, Incheon Univ), Seung-Eun Cha(Dept, of Child and Family Welfare, Suwon Univ), Jeong-Hwa Ho(Dept, of Sociology, Ajou Univ)

Gangwon-do: Han-Jin Eom(Dept, of Sociology, Hallym Univ), Tae Jeong Lee(Dept, of Economics, Yonsei Univ), Yeojin Kim(Dept, of Sociology, Kangwon Univ)

Chungcheong buk-do: JiHye Yeom(Dept, of Social Welfare, Jungwon Univ), Hae-Jin Lee(Dept, of Sociology, Chungbuk National Univ), Junghwan Lee(Dept, of Sociology, Cheongju Univ)

Chungcheong nam-do: Ju-Yul Lee(Dept, of Health Administration, Namseoul Univ), Junehyock Choi(Dept, of Media Communication, Soonchunhyang Univ), Myung-jin Hwang(Dept, of Sociology, Korea Univ), Sun-Jae Hwang(Dept, of Sociology, Chungnam National Univ), Wonjae Lee(Graduate School of Cultrue Technology), Hye-Kyung Lee(Dept, of Public Administration, Pai Chai Univ), Cheng Sun Park(Dept, of Public Administration, Korean National Police Univ)

Gyeongsang buk-do: Sung-Jin Ryu(Dept, of Media Communication, Deagu Univ), Jungkyu Park(Dept, of Psychology, Kyungpook National Univ), Hyoung-Jin Shin, Joo Eun Cho(Dept, of Sociology, Kyungpook National Univ), Woosuk Yun(Dept, of Police Administration, Keimyung Univ), Yongkyo Jung(Dept, of Sociology, Yeungnam Univ)

Gyeongsang nam-do: Heejae Kim(Dept, of Sociology, Pusan National Univ), Cheol Hyun Park(Dept, of Police Administration, Dong-eui Univ), Yoo-Jean Song, Sangwoo Yoon(Dept, of Sociology, Donga Univ), Dong-Gen Rui(Division of International and Area Stuides, Pukyong National Univ), Gun-hyuk Lee(Dept, of Media Communication, Changwon National Univ), Sungkyun Lee(Dept, of Social Welfare, Ulsan Univ), Juho Kim(Dept, of Sociology, Gyeongsang National Univ), Dong-Wan Kim(Dept, of Sociology, Kyungnam Univ)

Jeollabuk-do: Dong-Hoon Seol, Jae-Woo Kim(Dept, of Sociology, Jeonbuk National Univ), Jong-Il Baek(Department of Big Data and Financial Statistics, WonKwang Univ)

Jeollanam-do : Youngtae Kim(Dept, of Politics and Meida, Mokpo National Univ), Julia Jiwon Shin(Dept, of Sociology, Chonnam National Univ), Seonil Cho(Dept, of Public Administration, Sunchon Nation Univ), Byoung-Kuen Jhee(Dept, of Political Science and Diplomacy, Chosun Univ)

Jeju-do: Hyun Choe(Dept, of Sociology, Jeju National Univ)



※ First, I'm going to ask you a few things about our society. (Please respond to the following questions by placing a check mark (✓) in the answer box that corresponds to your response.)

**HELPFUL** 1. Would you say that most of the time people try to be helpful, or that they are mostly just looking out for themselves?

\_\_\_ ① Try to be helpful \_\_\_ (3) Depends  
\_\_\_ ② Just look out for themselves \_\_\_ (-8) Don't know

☐

**FAIR** 2. Do you think most people would try to take advantage of you if they got a chance, or would they try to be fair?

\_\_\_ ① Would take advantage of you \_\_\_ (3) Depends  
\_\_\_ ② Would try to be fair \_\_\_ (-8) Don't know

☐

3. I am going to name some institutions in Korea. As far as the people running these institutions are concerned, would you say you have a great deal of confidence, only some confidence, or hardly any confidence at all in them?

	Probing	A great deal of confidence	Only some confidence	Hardly any confidence at all	Don't know
<b>CONBUS</b>	1) Major companies	___ ① ___	___ ② ___	___ ③ ___	___ (-8) ___
<b>CONCLERG</b>	2) Organized religion	___ ① ___	___ ② ___	___ ③ ___	___ (-8) ___
<b>CONEDUC</b>	3) Education	___ ① ___	___ ② ___	___ ③ ___	___ (-8) ___
<b>CONLABOR</b>	4) Organized labor	___ ① ___	___ ② ___	___ ③ ___	___ (-8) ___
<b>CONPRESS</b>	5) Newspaper	___ ① ___	___ ② ___	___ ③ ___	___ (-8) ___
<b>CONTV</b>	6) TV	___ ① ___	___ ② ___	___ ③ ___	___ (-8) ___
<b>CONMEDIC</b>	7) Medical field	___ ① ___	___ ② ___	___ ③ ___	___ (-8) ___
<b>CONGOVT</b>	8) Executive branch of the national government	___ ① ___	___ ② ___	___ ③ ___	___ (-8) ___
<b>CONLGOVT</b>	9) Local government	___ ① ___	___ ② ___	___ ③ ___	___ (-8) ___
<b>CONLEGIS</b>	10) Congress	___ ① ___	___ ② ___	___ ③ ___	___ (-8) ___
<b>CONJUDGE</b>	11) The Supreme Court	___ ① ___	___ ② ___	___ ③ ___	___ (-8) ___
<b>CONSCI</b>	12) Academia	___ ① ___	___ ② ___	___ ③ ___	___ (-8) ___
<b>CONARMY</b>	13) Military	___ ① ___	___ ② ___	___ ③ ___	___ (-8) ___
<b>CONFINAN</b>	14) Financial institutions	___ ① ___	___ ② ___	___ ③ ___	___ (-8) ___
<b>CONBLUHO</b>	15) Office of the president	___ ① ___	___ ② ___	___ ③ ___	___ (-8) ___
<b>CONCSO</b>	16) Civic Organizations	___ ① ___	___ ② ___	___ ③ ___	___ (-8) ___
<b>CONRCH</b>	17) Public opinion research centers	___ ① ___	___ ② ___	___ ③ ___	___ (-8) ___
<b>CONPROS</b>	18) Supreme Prosecutor's Office	___ ① ___	___ ② ___	___ ③ ___	___ (-8) ___
<b>CONSTAT</b>	19) Korea National Statistical Office	___ ① ___	___ ② ___	___ ③ ___	___ (-8) ___
<b>CONELEC</b>	20) National election commission	___ ① ___	___ ② ___	___ ③ ___	___ (-8) ___

**RELIABLE** 4. Generally, how trustful do you perceive this society to be? A score of 0 indicates a society that is hardly trustful, while a score of 10 indicates a society that is very trustful.

☐ Hardly trustful
 ☐ Very trustful
 ☐ Don't know

\_\_\_0점 \_\_\_1점 \_\_\_2점 \_\_\_3점 \_\_\_4점 \_\_\_5점 \_\_\_6점 \_\_\_7점 \_\_\_8점 \_\_\_9점 \_\_\_10점 \_\_\_(-8)\_\_\_

**TOPPROB** 5. Which of these issues is the most important for Korea today?

\_\_\_\_\_

**KRPROUD** 6. How proud are you of being South Korean?

\_\_\_ ① Very proud \_\_\_ ③ Not very proud \_\_\_ (-8) Can't choose  
\_\_\_ ② Somewhat proud \_\_\_ ④ Not proud at all

☐







PRTYPR23

Probing

*(If none of these)*

15.1 If you do not actively support any party, is there a party you usually feel favorable toward?

- ☐ ① Democratic Party of Korea      ☐ ⑤ Basic Income Party  
☐ ② People Power Party      ☐ (66) Other (Specify: \_\_\_\_\_)  
☐ ③ Justice Party      ☐ (77) None of these *(go to Question 15.1)*  
☐ ④ Jinbo Party      ☐ (-8) Don't know

VOTE22

Probing

16. Did you vote in the 8th Nationwide local election on June 1, 2022?

- ☐ ① Voted  
☐ ② Did not vote  
☐ (-8) Don't know  
☐ (-1) Not eligible

*(go to Question 17)*

VOTE221

Probing

16.1 *(If you have voted)* Which party's candidate did you vote for at the time?

- ☐ ① Democratic Party of Korea      ☐ ⑤ Basic Income Party  
☐ ② People Power Party      ☐ (66) Other (Specify: \_\_\_\_\_)  
☐ ③ Justice Party      ☐ (77) None of these  
☐ ④ Jinbo Party      ☐ (-8) Don't know

PARTYLR

Probing

17. To what degree do you think yourself politically liberal or conservative?

- ☐ ① Very liberal      ☐ ④ Somewhat conservative  
☐ ② Somewhat liberal      ☐ ⑤ Very conservative  
☐ ③ Neither liberal nor conservative      ☐ (-8) Don't know

SATPOL

18. How satisfied are you with the current state of politics in South Korea?

- ☐ ① Very satisfied      ☐ ④ Somewhat dissatisfied  
☐ ② Somewhat satisfied      ☐ ⑤ Very dissatisfied  
☐ ③ Neither satisfied nor dissatisfied      ☐ (-8) Don't know

POLDECID

No  
Showcard

19. Do you agree or disagree that when a competent politician emerges, it is better for the country to allow him or her to lead instead of people arguing with each other?

- ☐ ① Agree (leave)      ☐ (77) Other(Specify: \_\_\_\_\_)  
☐ ② Disagree (do not leave)      ☐ (-8) Don't know

ACTIFDIS

20. What do you do when you have a complaint about society?

- ☐ ① Consider this when voting in elections  
☐ ② File legal petitions, gather signatures, protest, strike, etc.  
☐ ③ In some cases, I can use illegal means  
☐ ④ Do nothing  
☐ (77) Other (Specify: \_\_\_\_\_)  
☐ (-8) Don't know

RANK

21. In our society there are groups which tend to be towards the top and groups which tend to be towards the bottom. Below is a scale that runs from top (10) to bottom (1). Where would you put yourself now on this scale?

- Bottom  Top  Don't know  
☐ ① ☐ ② ☐ ③ ☐ ④ ☐ ⑤ ☐ ⑥ ☐ ⑦ ☐ ⑧ ☐ ⑨ ☐ ⑩ ☐ (-8)

FINREL05

22. Compared to South Korean families in general, how far above or below the national average is your family income?

- ☐ ① Far above average      ☐ ④ Below average  
☐ ② Above average      ☐ ⑤ Far below average  
☐ ③ Average      ☐ (-8) Don't know



- \_\_\_\_ ① Much better  
 \_\_\_\_ ② Somewhat better  
 \_\_\_\_ ③ About the same  
 \_\_\_\_ ④ Somewhat worse  
 \_\_\_\_ ⑤ Much worse  
 \_\_\_\_ (-8) Don't know

- \_\_\_ ① Much better                      \_\_\_ ④ Somewhat worse  
\_\_\_ ② Somewhat better                \_\_\_ ⑤ Much worse  
\_\_\_ ③ About the same                  \_\_\_ (-8) Don't know

- \_\_\_\_ ① Very satisfied  
 \_\_\_\_ ② Somewhat satisfied  
 \_\_\_\_ ③ Neither satisfied nor dissatisfied  
 \_\_\_\_ ④ Somewhat dissatisfied  
 \_\_\_\_ ⑤ Very dissatisfied  
 \_\_\_\_ (8) Don't know

```

*****
*
*
*
*
*
*
*****

```

- \_\_\_\_ ① Much better  
 \_\_\_\_ ② Somewhat better  
 \_\_\_\_ ③ About the same  
 \_\_\_\_ ④ Somewhat worse  
 \_\_\_\_ ⑤ Much worse  
 \_\_\_\_ (-8) Don't know

Essential	Very important	Fairly important	Not very important	Not very important at all	Can't choose
-----------	----------------	------------------	--------------------	---------------------------	--------------

- |                 |                                       |          |          |          |          |          |             |
|-----------------|---------------------------------------|----------|----------|----------|----------|----------|-------------|
| <b>SUCDWLTH</b> | 1) coming from a wealthy family       | <u>①</u> | <u>②</u> | <u>③</u> | <u>④</u> | <u>⑤</u> | <u>(-8)</u> |
| <b>SUCDPAED</b> | 2) having well-educated parents       | <u>①</u> | <u>②</u> | <u>③</u> | <u>④</u> | <u>⑤</u> | <u>(-8)</u> |
| <b>SUCDEDUC</b> | 3) having a good education background | <u>①</u> | <u>②</u> | <u>③</u> | <u>④</u> | <u>⑤</u> | <u>(-8)</u> |
| <b>SUCDAMBT</b> | 4) having ambition                    | <u>①</u> | <u>②</u> | <u>③</u> | <u>④</u> | <u>⑤</u> | <u>(-8)</u> |
| <b>SUCDEFRT</b> | 5) working hard                       | <u>①</u> | <u>②</u> | <u>③</u> | <u>④</u> | <u>⑤</u> | <u>(-8)</u> |
| <b>SUCDKNOW</b> | 6) knowing the right people           | <u>①</u> | <u>②</u> | <u>③</u> | <u>④</u> | <u>⑤</u> | <u>(-8)</u> |
| <b>SUCDPOL</b>  | 7) having political connections       | <u>①</u> | <u>②</u> | <u>③</u> | <u>④</u> | <u>⑤</u> | <u>(-8)</u> |
| <b>SUCDBRIB</b> | 8) giving bribes                      | <u>①</u> | <u>②</u> | <u>③</u> | <u>④</u> | <u>⑤</u> | <u>(-8)</u> |
| <b>SUCDRACE</b> | 9) race                               | <u>①</u> | <u>②</u> | <u>③</u> | <u>④</u> | <u>⑤</u> | <u>(-8)</u> |
| <b>SUCDREL</b>  | 10) religion                          | <u>①</u> | <u>②</u> | <u>③</u> | <u>④</u> | <u>⑤</u> | <u>(-8)</u> |
| <b>SUCDSEX</b>  | 11) gender                            | <u>①</u> | <u>②</u> | <u>③</u> | <u>④</u> | <u>⑤</u> | <u>(-8)</u> |



- \_\_\_\_ ① A few times a week  
 \_\_\_\_ ② Once a week  
 \_\_\_\_ ③ Two or three times a month  
 \_\_\_\_ ④ Once a month  
 \_\_\_\_ ⑤ Several times a year  
 \_\_\_\_ ⑥ Once a year  
 \_\_\_\_ ⑦ Less than once a year  
 \_\_\_\_ ⑧ Never  
 \_\_\_\_ (-8) Don't know

\_\_\_\_ ① Buddhism  
 \_\_\_\_ ② Protestant  
 \_\_\_\_ ③ Catholic  
 \_\_\_\_ ④ No religion (*go to Question 30*)  
 \_\_\_\_ (77) Other (Specify: \_\_\_\_\_)

[illegible]

- \_\_\_ ① Strong                      \_\_\_ ③ Not very strong  
\_\_\_ ② Somewhat                \_\_\_ (-8) Don't know

- \_\_\_ ① Yes, I would                      \_\_\_ (77) Other (Specify: \_\_\_\_\_)
- \_\_\_ ② No, I wouldn't                  \_\_\_ (-8) Don't know



**RESIHOW** 31. How long have you been living in the same area (township/city district)? □

\_\_\_ ① Since I was born      \_\_\_ ④ 3~4.99 years      \_\_\_ ⑦ 20~29.99 years

\_\_\_ ② Less than a year      \_\_\_ ⑤ 5~9.99 years      \_\_\_ ⑧ 30 years and more

\_\_\_ ③ 1~2.99 years      \_\_\_ ⑥ 10~19.99 years

**URBRURAL** 32. Which of the categories below comes closest to the type of place you are living in now? □

Probing \_\_\_ ① A big city      \_\_\_ ④ A country village

\_\_\_ ② The suburbs or outskirts of a big city      \_\_\_ ⑤ A secluded place

\_\_\_ ③ A small city or a town      \_\_\_ (-8) Don't know

**RESSECUR** 33. How would you describe the state of security in your neighborhood? □

\_\_\_ ① Very safe      \_\_\_ ④ Unsafe

\_\_\_ ② Safe      \_\_\_ ⑤ Very unsafe

\_\_\_ ③ Neither safe nor unsafe

※ Next, I would like to ask about your use of digital devices, the Internet, and SNS.

34. To what extent do you agree or disagree with each of the following statements?

	Strongly disagree	Somewhat disagree	Neither agree nor disagree	Somewhat agree	Strongly agree	Not applicable
<b>DIGDAILY</b> 1) I feel uncomfortable in my daily life because I often have difficulty understanding or problems when using digital devices	___ ① ___	___ ② ___	___ ③ ___	___ ④ ___	___ ⑤ ___	___ (-1) ___
<b>DIGINTER</b> 2) I have not been properly adapted to the living services offered online (finance, shopping, administration, welfare, etc.)	___ ① ___	___ ② ___	___ ③ ___	___ ④ ___	___ ⑤ ___	___ (-1) ___
<b>DIGONLIN</b> 3) It is difficult to express my opinion because it is often to receive complaints about companies or public institutions through online windows	___ ① ___	___ ② ___	___ ③ ___	___ ④ ___	___ ⑤ ___	___ (-1) ___
<b>DIGINFOR</b> 4) I didn't get the information I needed because I didn't make good use of digital technology	___ ① ___	___ ② ___	___ ③ ___	___ ④ ___	___ ⑤ ___	___ (-1) ___

**INTRESTM/INTRESMN** 35. How much time do you spend on the Internet a day on average? □

\_\_\_\_\_ Hours \_\_\_\_\_ Minutes \_\_\_\_ (00) None (go to Question 38)

36. How often do you use the following Internet services?

	Almost everyday	2-4 times a week	About once a week	Less than once a week	None	Don't know
<b>INTMAIL16</b> 1) E-mail	___ ① ___	___ ② ___	___ ③ ___	___ ④ ___	___ ⑤ ___	___ (-8) ___
<b>INTSNS16</b> 2) SNS(Example: Kakaotalk, Twitter, Facebook, Instagram, etc.)	___ ① ___	___ ② ___	___ ③ ___	___ ④ ___	___ ⑤ ___	___ (-8) ___

**SNSTM/SNSMN** 36.1 (If Q.36(2) is not "None") How much time do you spend on SNS a day on average? □

\_\_\_\_\_ Hours \_\_\_\_\_ Minutes

**REDINTER** 37. In the past 12 months, how often have you intentionally tried to reduce your Internet usage time? □

\_\_\_ ① Everyday or almost everyday      \_\_\_ ⑤ Rarely

\_\_\_ ② Several times a week      \_\_\_ ⑥ Not at all

\_\_\_ ③ Several times a month      \_\_\_ (-8) Can't choose

\_\_\_ ④ Several times a year



- AIHUMAN** 38. When making major decisions in life, whose advice would you like to refer to, "AI" or "human"?
- \_\_\_ ① I would like to refer to AI's advice because AI makes optimal decisions based on various data and information ☐
- \_\_\_ ② In the end, I would like to seek advice from a trusted person because humans understand each other's minds well
- \_\_\_ (77) Other (Specify: \_\_\_\_\_)
- \_\_\_ (-8) Don't know

※ Now I'm going to ask you a few things about the government's role and policy.

- CHDOROLD** 39. There are two views on setting priorities among policies for children and the elderly for Korea's future. Which view is closer to yours?
- \_\_\_ ① Policies for children should take priority over policies for the elderly ☐
- \_\_\_ ② Policies for the elderly should take priority over policies for children
- \_\_\_ (77) Other (Specify: \_\_\_\_\_)
- \_\_\_ (-8) Don't know

- NUKPLT10A** 40. Which direction do you think our country's nuclear power development policy should go?

Probing

- \_\_\_ ① Expand nuclear power      \_\_\_ ③ Reduce nuclear power ☐
- \_\_\_ ② Stay at the current level of nuclear power      \_\_\_ (-8) Don't know

41. Listed below are various areas of government spending. Please show whether you would like to see more or less government spending in each area. Remember that if you say "much more", it might require a tax increase to pay for it.

		Spend much more	Spend more	Spend the same as now	Spend less	Spend much less	Can't choose
<b>GOVSPD1</b>	1) The environment	___ ① ___	___ ② ___	___ ③ ___	___ ④ ___	___ ⑤ ___	___ (-8) ___
<b>GOVSPD2</b>	2) Health	___ ① ___	___ ② ___	___ ③ ___	___ ④ ___	___ ⑤ ___	___ (-8) ___
<b>GOVSPD3</b>	3) Public safety	___ ① ___	___ ② ___	___ ③ ___	___ ④ ___	___ ⑤ ___	___ (-8) ___
<b>GOVSPD4</b>	4) Education	___ ① ___	___ ② ___	___ ③ ___	___ ④ ___	___ ⑤ ___	___ (-8) ___
<b>GOVSPD5</b>	5) The military and defence	___ ① ___	___ ② ___	___ ③ ___	___ ④ ___	___ ⑤ ___	___ (-8) ___
<b>GOVSPD6</b>	6) Old age pensions	___ ① ___	___ ② ___	___ ③ ___	___ ④ ___	___ ⑤ ___	___ (-8) ___
<b>GOVSPD7</b>	7) Unemployment benefits	___ ① ___	___ ② ___	___ ③ ___	___ ④ ___	___ ⑤ ___	___ (-8) ___
<b>GOVSPD8</b>	8) Culture and the arts	___ ① ___	___ ② ___	___ ③ ___	___ ④ ___	___ ⑤ ___	___ (-8) ___

- INDDIFF** 42. Please indicate the extent to which you agree to each of the statements below.

If somebody is badly off, this is due to

his/her own efforts or abilities										socio-political institutions
___ ① ___	___ ② ___	___ ③ ___	___ ④ ___	___ ⑤ ___	___ ⑥ ___	___ ⑦ ___	___ ⑧ ___	___ ⑨ ___	___ ⑩ ___	



43. To what extent do you agree or disagree with each of the following statements?

		Strongly disagree	Fairly disagree	Somewhat disagree	Neither agree nor disagree	Somewhat agree	Fairly agree	Strongly agree
SEXROLE123	1) It is more important for a wife to help her husband's career than to pursue her own career	___①___	___②___	___③___	___④___	___⑤___	___⑥___	___⑦___
PATRACH123	2) The authority of father in a family should be respected under any circumstances	___①___	___②___	___③___	___④___	___⑤___	___⑥___	___⑦___
PATRACH223	3) Children must make efforts to do something that would bring honor to their parents	___①___	___②___	___③___	___④___	___⑤___	___⑥___	___⑦___
PATRACH523	4) To continue the family line, one must have at least one son	___①___	___②___	___③___	___④___	___⑤___	___⑥___	___⑦___
PATRACH723	5) One must put familial well-being and interest before one's own	___①___	___②___	___③___	___④___	___⑤___	___⑥___	___⑦___

44. How much do you disagree or agree with each of these statement?

		Strongly disagree	Fairly disagree	Somewhat disagree	Neither agree nor disagree	Somewhat agree	Fairly agree	Strongly agree
AUTHORT4	1) What our country really needs is executing laws more strictly rather than guaranteeing the human rights widely	___①___	___②___	___③___	___④___	___⑤___	___⑥___	___⑦___
AUTHORT7	2) What your country needs the most are orderly citizens who follow national leaders' guidance	___①___	___②___	___③___	___④___	___⑤___	___⑥___	___⑦___

※ Now we're going to ask you about your attitude towards life.

45. Please indicate the extent to which you agree or disagree to each of the following statements about your thinking or feeling at ordinary times.

		Strongly disagree	Disagree	Neither agree nor disagree	Agree	Strongly agree
OTHERS1	1) I feel sympathetic and become anxious when I see someone who is not happier than me	___①___	___②___	___③___	___④___	___⑤___
OTHERS2	2) I feel like to protect when I see somebody who is exploited sometimes	___①___	___②___	___③___	___④___	___⑤___

46. To what extent do you agree or disagree with following statements about life?

		Strongly agree	Agree	Neither agree nor disagree	Disagree	Strongly disagree	Can't choose
GOODDEED	1) In life, you are blessed when you do good and punished when you do evil	___①___	___②___	___③___	___④___	___⑤___	___(-8)___
LUCKEFFO	2) Luck is more important than effort in life	___①___	___②___	___③___	___④___	___⑤___	___(-8)___

CONFULIV 47. Do you think you live a Confucian way of life?

\_\_\_ ① Yes (*go to Question 47.1*) \_\_\_ ② No \_\_\_ (-8) Don't know



47.1 You have answered that you live a Confucian life. Tell us whether the following choices are your reasons for living a Confucian life.

		Yes	No
<b>FAMRESPO</b>	1) I feel a responsibility toward my family	①	②
<b>CONFUKOR</b>	2) I regard Confucian values as part of Korean identity	①	②
<b>CONFURIT</b>	3) I place value on Confucian rituals and actions in my life	①	②
<b>ANCEDUTY</b>	4) I feel an obligation towards my ancestors	①	②
<b>CONFUETH</b>	5) Confucian values are moral standards for life	①	②

**RITGRV23** 48. How many times do you conduct rites for the spirits of your deceased family members (ancestors) at their grave side (cremation memorial)? (Example: performing ancestral rituals, offering prayers, burning incense, offering food and/or wine.)

- \_\_\_ ① Once per year                      \_\_\_ ④ Five or more times per year  
 \_\_\_ ② Twice per year                    \_\_\_ ⑤ Never  
 \_\_\_ ③ Three or four times per year    \_\_\_ (-8) Don't know

49. Do you think it is wrong or not wrong if...?

		Always wrong	Almost always wrong	wrong only sometimes	Not wrong at all	Can't choose
<b>SEXATT1</b>	1) a man and a woman have sexual relations before marriage	①	②	③	④	(-8)
<b>SEXATT2</b>	2) a married person having sexual relations with someone other than his or her husband or wife	①	②	③	④	(-8)
<b>SEXATT3</b>	3) sexual relations between two adults of the same sex	①	②	③	④	(-8)

50. To what extent do you agree or disagree with each of the following statements?

		Strongly agree	Agree	Neither agree nor disagree	Disagree	Strongly disagree	Can't choose
<b>MYTH218</b>	1) Some fortune tellers really can foresee the future	①	②	③	④	⑤	(-8)
<b>MYTH518</b>	2) The Four Pillars(saju) determines a person's life	①	②	③	④	⑤	(-8)

**LIFESAT** 51. All things considered, how satisfied are you with your life as a whole these days?

Very satisfied	←	→	Very dissatisfied
①	②	③	④ ⑤

52. Do you agree or disagree with each of the statements about suicide?

		Yes	No	Don't know
<b>Probing</b>	<b>If someone is . . . then that person has the right to commit suicide.</b>			
<b>SUICIDE131</b>	1) suffering incurable disease	①	②	(-8)
<b>SUICIDE132</b>	2) bankrupt	①	②	(-8)
<b>SUICIDE133</b>	3) dishonoring the family	①	②	(-8)
<b>SUICIDE134</b>	4) tired of living and wants to die	①	②	(-8)



※ The following will be questions on the election poll.

53. To what extent do you agree or disagree with each of the following statements?

		Strongly disagree	Mostly disagree	Somewhat disagree	Neither disagree nor agree	Somewhat agree	Mostly agree	Strongly agree
EPOLLENJY	1) I really enjoy responding to questionnaires through the Internet	___ ① ___	___ ② ___	___ ③ ___	___ ④ ___	___ ⑤ ___	___ ⑥ ___	___ ⑦ ___
EPOLLINTE	2) I really enjoy being interviewed for an election poll	___ ① ___	___ ② ___	___ ③ ___	___ ④ ___	___ ⑤ ___	___ ⑥ ___	___ ⑦ ___
EPOLLIMPO	3) Election polls are interesting in themselves	___ ① ___	___ ② ___	___ ③ ___	___ ④ ___	___ ⑤ ___	___ ⑥ ___	___ ⑦ ___
EPOLLSOCI	4) Election polls are important for society	___ ① ___	___ ② ___	___ ③ ___	___ ④ ___	___ ⑤ ___	___ ⑥ ___	___ ⑦ ___
EPOLLUSEF	5) A lot can be learned from information collected through election polls	___ ① ___	___ ② ___	___ ③ ___	___ ④ ___	___ ⑤ ___	___ ⑥ ___	___ ⑦ ___
EPOLLTIME	6) Completing election polls is a waste of time	___ ① ___	___ ② ___	___ ③ ___	___ ④ ___	___ ⑤ ___	___ ⑥ ___	___ ⑦ ___
EPOLLREQU	7) I receive far too many requests to participate in election polls	___ ① ___	___ ② ___	___ ③ ___	___ ④ ___	___ ⑤ ___	___ ⑥ ___	___ ⑦ ___
EPOLLPRIV	8) Election polls are an invasion of privacy	___ ① ___	___ ② ___	___ ③ ___	___ ④ ___	___ ⑤ ___	___ ⑥ ___	___ ⑦ ___
EPOLLTIRD	9) It is exhaustive to answer so many questions in a election poll	___ ① ___	___ ② ___	___ ③ ___	___ ④ ___	___ ⑤ ___	___ ⑥ ___	___ ⑦ ___

POLLRELI 54. To what extent do you think the results of election polls published in newspapers or broadcasts are reliable or unreliable?

\_\_\_ ① Very reliable                      \_\_\_ ③ Somewhat unreliable                      \_\_\_ (-8) Don't know ☐

\_\_\_ ② Somewhat reliable                      \_\_\_ ④ Very unreliable

POLLATT4 55. During election cycles, many media outlets run the results of polls. When you are voting, how much do you rely on such information?

\_\_\_ ① A great deal                      \_\_\_ ③ Not so much                      \_\_\_ (-8) Don't know ☐

\_\_\_ ② Somewhat                      \_\_\_ ④ Not at all

SAMPTHOUA 56. Do you think that asking a random sample of 1,000 people across the country provides an accurate representation of overall public opinion, or do you believe it does not?

\_\_\_ ① I believe it provides an accurate representation.                      \_\_\_ (-8) Don't know ☐

\_\_\_ ② I do not believe it provides an accurate representation.

POLLWRRY 57. How concerned are you about personal information when you participate in an election poll?

\_\_\_ ① Very concerned                      \_\_\_ ③ Not very concerned ☐

\_\_\_ ② Somewhat concerned                      \_\_\_ ④ Not concerned at all

POLLNEUT 58. To what extent do you think the institution conducting election polls is politically neutral?

\_\_\_ ① Very neutral                      \_\_\_ ③ Not that neutral ☐

\_\_\_ ② Somewhat neutral                      \_\_\_ ④ Not neutral at all



※ Next I'd like to ask you about your family

59. I would like to ask about your relationship with your family members. Family members include those living in your house, living somewhere else, and those who are not blood-related to you but live in your house. Please answer the following questions accordingly.

Probing

*(Write down the person's relationship to the respondent first, then ask person's sex, age, marital status, etc. in order. Make sure to ask about everyone mentioned in question 63, 64, and 65.)*

- 1) Relation to respondent
- 2) Is [PERSON] male or female?
- 3) How old is [PERSON]?
- 4) Is [PERSON] now married, widowed, divorced, separated, never married, or cohabiting?
- 5) Is [PERSON] living in your house, or is [PERSON] temporarily living elsewhere?
- 6) *(If [PERSON] is temporarily staying elsewhere)* What is the primary reason for temporarily staying somewhere else?
- 7) Is [PERSON] currently working for pay?
- 8) *(If not working)* What is the primary reason for not working?

Family no.	1) Relation to respondent		2) Sex		3) Age		4) Marital status		5) Cohabitation status				7) Employment status			
	Relation	Code	① M	② F	Year	Month	Status	Code	① Cohabiting	② Living somewhere else	6) Reason for living somewhere else		① Employed	② Not employed	8) Reason for not working	
											Reason	Code			Reason	Code
1	RELATE		SEX		AGE		MARITAL		AWAY		WHYAWY		EMPTY		WHYNOE	
2	RELATE2		GENDER2		OLD2		MAR2		AWAY2		WHYAWY2		EMPTY2		WHYNOE2	
3	RELATE3		GENDER3		OLD3		MAR3		AWAY3		WHYAWY3		EMPTY3		WHYNOE3	
4	RELATE4		GENDER4		OLD4		MAR4		AWAY4		WHYAWY4		EMPTY4		WHYNOE4	
5	RELATE5		GENDER5		OLD5		MAR5		AWAY5		WHYAWY5		EMPTY5		WHYNOE5	
6	RELATE6		GENDER6		OLD6		MAR6		AWAY6		WHYAWY6		EMPTY6		WHYNOE6	
7	RELATE7		GENDER7		OLD7		MAR7		AWAY7		WHYAWY7		EMPTY7		WHYNOE7	
8	RELATE8		GENDER8		OLD8		MAR8		AWAY8		WHYAWY8		EMPTY8		WHYNOE8	
9	RELATE9		GENDER9		OLD9		MAR9		AWAY9		WHYAWY9		EMPTY9		WHYNOE9	
10	RELATE10		GENDER10		OLD10		MAR10		AWAY10		WHYAWY10		EMPTY10		WHYNOE10	

《CODE LISTS》

1) Relation to respondent			4) Marital status	6) Reasons for living elsewhere	8) Reasons for not working	
(01) Respondent	(11) Grandchildren	(21) Parent's siblings	① Married	(01) Schooling	(01) Under the schooling age	(11) Looking for employment
(02) Spouse	(12) Grandchildren's spouse	(22) Friend	② Widowed	(02) Employment	(02) Schooling	(12) Studying
(03) 1st child	(13) Parents	(23) Boarder	③ Divorced	(03) Military service	(03) Housework	(13) Enlistment
(04) 2nd child	(14) Spouse's parents	(24) Housekeeper	④ Separated	(04) Respondent's schooling	(04) Old age	(14) Business failure
(05) 3rd child	(15) Siblings	(25) Partner	⑤ Never married	(05) Respondent's employment	(05) Illness	(15) No plans for getting employed
(06) 4th child	(16) Spouse's siblings	(26) Caregiver	⑥ Cohabiting	(77) OTHER (SPECIFY: _____)	(06) Disabled	(16) Preparing to get married
(07) 5th child	(17) Grandparents	(77) OTHER (SPECIFY: _____)			(07) Temporarily not working	(17) Religious reasons
(08) 6th child	(18) Nephew/Niece				(08) Unemployed	(18) To look after family
(09) 7th child	(19) Cousins				(09) Retired	(19) Has no ability to get employed
(10) Children's spouse	(20) Sibling's spouse				(10) Retired under the age limit	(77) OTHER (SPECIFY: _____)



HHWHO / HDHEAD / HHSEX / HHAGE / HHMARI / HHAWAY / HHWHYAWY / HHEMPLY / HHWHYNOE  
60. Who is the household head?

Probing

SERIAL NUMBER: \_\_\_\_\_

FBIRTHPL/  
MBIRTHPL

61. In what country were your parents born?

• Father: \_\_\_\_\_

• Mother: \_\_\_\_\_



KIDNUM10

62. How many children (sons and daughters) have you had? Please include those who are living together with you or not and also include those who were born by natural birth or who were adopted (Don't include, however, those who are deceased).

• Total number of children: \_\_\_\_\_ (00) None

HOMPOP

63. How many family members, including yourself, live at your residence? Do not include those who are temporarily living elsewhere due to schooling, employment, military service, etc.

Probing

• Number of family members living with respondent: \_\_\_\_\_

SEPAPOP

64. Are there any family members who are living somewhere else due to schooling, employment, military service, etc.? (If there are) How many such persons are there?

Probing

• Number of family members living away from respondent: \_\_\_\_\_ (00) None

UNRELAT

65. How many persons live in your house who are not your family members (e.g., friends, partner, etc.)?

Probing

• Number of non-family members living with respondent: \_\_\_\_\_ (00) None

SPOSHLTH23 66. (If you have a spouse), How is your spouse's health like in general?

\_\_\_ ① Very good

\_\_\_ ④ Neither good nor bad

\_\_\_ ② Somewhat good

\_\_\_ ⑤ Bad

\_\_\_ ③ Good

\_\_\_ (-8) Can't choose

FAMILY16

67. Did you live with your birth father and mother when you were 16? If not, who did you live with? If you got married or left the house at 16, please respond how you were like before you did so.

\_\_\_ ① Birth mother and birth father  
(go to Question 68)

\_\_\_ ⑥ Other male relatives (Specify: \_\_\_\_\_)

\_\_\_ ② Birth father and stepmother

\_\_\_ ⑦ Other female relatives (Specify: \_\_\_\_\_)

\_\_\_ ③ Birth mother and stepfather

\_\_\_ ⑧ Male and female relatives (e.g.: aunt, uncle, grandparents)

\_\_\_ ④ Only with birth father

\_\_\_ (77) Other (Specify: \_\_\_\_\_)

\_\_\_ ⑤ Only with birth mother

WHYNOTPA23

67.1 What is the reason that you did not live with your birth mother or birth father?

\_\_\_ ① One or both of them passed away

\_\_\_ ② They got divorced or split-up

\_\_\_ ③ Because of father's or mother's workplace

\_\_\_ ④ One or both of them were sick

\_\_\_ (77) Other (Specify: \_\_\_\_\_)

\_\_\_ (-8) Don't know

PAINDUS / PAIND08 / PAIND16A / PAIND16B / PAISCO88 / PAISCO08 / PAOCC16A / PAOCC16B / PAOCC16C / PAOCC16D / PAOCC16E  
68. In what industry did your father work in when you were 16? Please be as specific as possible.

Probing

68.1 Industry: \_\_\_\_\_

68.2 Occupation: \_\_\_\_\_

68.3 Job description: \_\_\_\_\_

\_\_\_ (-1) Father passed away before 16



※ Now, I would like to ask you about the education you and your family members have received.

EDUC

69. What is the highest level of school you have attended?

Probing

<input type="checkbox"/> (00) NO FORMAL SCHOOL <input type="checkbox"/> (08) OTHERS (e.g. Seodang, Hanhak)	<input type="checkbox"/> (01) Elementary school <input type="checkbox"/> (02) Junior high school <input type="checkbox"/> (03) High school	<input type="checkbox"/> (04) Junior college (Two or three-year course) <input type="checkbox"/> (05) College (Four-year course) <input type="checkbox"/> (06) Graduate school (Master's) <input type="checkbox"/> (07) Graduate school (PhD)
	<input type="checkbox"/>	
	<b>GRADUATE</b> 69.1 Did you graduate from this school, or are you currently attending?	
	<input type="checkbox"/> ① Graduated	<input type="checkbox"/> ② Dropped out <input type="checkbox"/>
<input type="checkbox"/>	<b>DROPYR</b> 69.2 In what grade did you drop out? _____ GRADE	<b>CURRYR</b> 69.3 What grade are you in? _____ GRADE

SPEDUC

70. What is the highest level of school your spouse have attended?

Probing

<input type="checkbox"/> (-1) NO SPOUSE <input type="checkbox"/> (00) NO FORMAL SCHOOL <input type="checkbox"/> (08) OTHERS (e.g. Seodang, Hanhak)	<input type="checkbox"/> (01) Elementary school <input type="checkbox"/> (02) Junior high school <input type="checkbox"/> (03) High school	<input type="checkbox"/> (04) Junior college (Two or three-year course) <input type="checkbox"/> (05) College (Four-year course) <input type="checkbox"/> (06) Graduate school (Master's) <input type="checkbox"/> (07) Graduate school (PhD)
	<input type="checkbox"/>	
	<b>SPGRAD</b> 70.1 Did your spouse graduate from this school, or is spouse currently attending?	
	<input type="checkbox"/> ① Graduated	<input type="checkbox"/> ② Dropped out <input type="checkbox"/>
<input type="checkbox"/>	<b>SPDROPYR</b> 70.2 In what grade did your spouse drop out? _____ GRADE	<b>SPCURRYR</b> 70.3 What grade is your spouse in? _____ GRADE

PAEDUC

71. What is the highest level of school your father have attended?

Probing

<input type="checkbox"/> (00) NO FORMAL SCHOOL <input type="checkbox"/> (08) OTHERS (e.g. Seodang, Hanhak) <input type="checkbox"/> (-8) Don't know	<input type="checkbox"/> (01) Elementary school <input type="checkbox"/> (02) Junior high school <input type="checkbox"/> (03) High school	<input type="checkbox"/> (04) Junior college (Two or three-year course) <input type="checkbox"/> (05) College (Four-year course) <input type="checkbox"/> (06) Graduate school (Master's) <input type="checkbox"/> (07) Graduate school (PhD)
	<input type="checkbox"/>	
	<b>PAGRAD</b> 71.1 Did he graduate from this school, or is he currently attending?	
	<input type="checkbox"/> ① Graduated	<input type="checkbox"/> ② Dropped out <input type="checkbox"/>
<input type="checkbox"/>	<b>PADROPYR</b> 71.2 In what grade did he drop out? _____ GRADE	<b>PACURRYR</b> 71.3 What grade is he in? _____ GRADE

MAEDUC

72. What is the highest level of school your mother has attended?

Probing

<input type="checkbox"/> (00) NO FORMAL SCHOOL <input type="checkbox"/> (08) OTHERS (e.g. Seodang, Hanhak) <input type="checkbox"/> (-8) Don't know	<input type="checkbox"/> (01) Elementary school <input type="checkbox"/> (02) Junior high school <input type="checkbox"/> (03) High school	<input type="checkbox"/> (04) Junior college (Two or three-year course) <input type="checkbox"/> (05) College (Four-year course) <input type="checkbox"/> (06) Graduate school (Master's) <input type="checkbox"/> (07) Graduate school (PhD)
	<input type="checkbox"/>	
	<b>MAGRAD</b> 72.1 Did she graduate from this school, or is she currently attending?	
	<input type="checkbox"/> ① Graduated	<input type="checkbox"/> ② Dropped out <input type="checkbox"/>
<input type="checkbox"/>	<b>MADROPYR</b> 72.2 In what grade did she drop out? _____ GRADE	<b>MACURRYR</b> 72.3 What grade is she in? _____ GRADE



※ Next, I am going to ask about your job in detail.

INCMR

73. Do you have a job that provides income?

Probing

<p style="text-align: right;">___ ① Yes <input checked="" type="checkbox"/></p> <p><b>EMPEMP 73.1</b> Do you work for someone else?</p> <p style="text-align: right;">___ ① Yes <input checked="" type="checkbox"/></p> <p><b>WGSTAT</b> 73.2 What is your employment status?          ___ ① Regular employee          ___ ② Temporary employee          ___ ③ Day labor</p> <p><b>WGPTFL</b> 73.3 Are you working part time or full time?          ___ ① Part-time ___ ② Full-time</p> <p><b>WGWKHR</b> 73.4 How many hours a week do you work on average?          ___ Hours ___ (-8) Don't know</p> <p><b>WGSTAB</b> 73.5 Is it possible to keep this job as long as you want?          ___ ① Yes ___ ② No</p> <p><b>WGSECT</b> 73.6 Are you employed by the government, a publicly owned firm, a private firm, or a non-profit organization?          ___ ① Government          ___ ② Publicly owned firm          ___ ③ Private firm          ___ ④ Non-profit organization</p> <p><b>WGUNN</b> 73.7 Are you a union member?          ___ ① Yes ___ ② No <i>(ask Q. 73.7.1)</i></p> <p><b>WGUNNP</b> <i>(If not union member)</i>          73.7.1 Were you a member of trade union before?          ___ ① Yes ___ ② No</p> <p><b>WGNOEMP</b> 73.8 How many people are working in your company? Please don't count people working in the headquarters or branches located in other area, and include part-time workers, too, in your company.</p> <p style="text-align: center;">➡ ➡ ➡</p>	<p style="text-align: right;">___ ② No <input checked="" type="checkbox"/></p> <p><b>UNSRCH</b> 73.17 Over the last 7 days, did you actively look for a job?          ___ ① Yes ___ ② No</p> <p><b>UNXTINC</b> 73.18 Do you have any sources of income? This includes interest or dividends, rent, social security, other pensions, alimony or child support, public aid (welfare), and armed forces or veteran's allotment. If any, what is your monthly average income?          ___ ① Yes          ___ ② No <i>(go to Q. 73.19)</i></p> <p style="text-align: center;">➡</p> <p><b>UNXTINCO / UNXTINCM</b> <b>Monthly Average Income:</b>          ___ MAN (10,000) WON (CODE NO.: ___)          ___ (-8) Don't know</p> <p><b>UNWKEX</b> 73.19 Have you ever had a paid job?          ___ ① Yes          ___ ② No <i>(go to Q. 75)</i></p> <p><b>UNSTAT</b> 73.20 What type of job did you have at recent time?          ___ ① Worked for government          ___ ② Worked for publicly owned firm          ___ ③ Worked for private firm          ___ ④ Worked for non-profit organization          ___ ⑤ Worked for family without being paid          ___ ⑥ Self-employed with no employees          ___ ⑦ Self-employed with employees  <i>(ask Q. 73.20.1)</i></p> <p><b>UNNOHI</b> <i>(If you were self-employed with employees)</i>          73.20.1 How many employees did you employ?          NUMBER OF EMPLOYEES: ___          ___ (-8) Don't know</p> <p><b>UNSUBO</b> 73.21 Did you have any subordinates in your workplace whom you directly managed and supervised?          ___ ① Yes ___ ② No</p> <p><b>UNWKHR</b> 73.22 How many hours a week did you work on average?          ___ Hours          ___ (-8) Don't know</p>
<p><b>NUMSUP</b> 73.14.1 How many subordinates do you have in your workplace whom you manage and supervise?          ___ persons <i>(If not have, go to Q. 73.15)</i></p> <p><b>EMSUBO</b> 73.14.2 Do you have any subordinates in your workplace whom you "directly" manage and supervise?          ___ ① Yes ___ ② No ___ (-8) Don't know</p> <p><b>RINCOMO / RINCOME</b> 73.15 Before taxes and other deductions, what is your total monthly average income from this job? This includes your base pay, bonuses, and other allowances. <i>(If the respondent does not have a regular monthly income (e.g. farmer), then divide the estimated annual income by 12.)</i>          About: ___ MAN (10,000) WON (CODE NO.: ___) ___ (-8) Don't know</p> <p><b>RXTINC / RXTINCO / RXTINCM</b> 73.16 Beside income from your main job, do you have other sources of income? This includes interest or dividends, rent, social security, other pensions, alimony or child support, public aid (welfare), and armed forces or veteran's allotment. If any, what is your monthly average income?          ___ ① Yes ___ ② No <i>(go to Q. 74)</i></p> <p style="text-align: center;">➡</p> <p><b>Other Monthly Average Income:</b>          ___ MAN (10,000) WON (CODE NO.: ___) ___ (-8) Don't know</p>	<p style="text-align: right;">___ ② No <input checked="" type="checkbox"/></p> <p><b>UNSTAT</b> 73.20 What type of job did you have at recent time?          ___ ① Worked for government          ___ ② Worked for publicly owned firm          ___ ③ Worked for private firm          ___ ④ Worked for non-profit organization          ___ ⑤ Worked for family without being paid          ___ ⑥ Self-employed with no employees          ___ ⑦ Self-employed with employees  <i>(ask Q. 73.20.1)</i></p> <p><b>UNNOHI</b> <i>(If you were self-employed with employees)</i>          73.20.1 How many employees did you employ?          NUMBER OF EMPLOYEES: ___          ___ (-8) Don't know</p> <p><b>UNSUBO</b> 73.21 Did you have any subordinates in your workplace whom you directly managed and supervised?          ___ ① Yes ___ ② No</p> <p><b>UNWKHR</b> 73.22 How many hours a week did you work on average?          ___ Hours          ___ (-8) Don't know</p>

INDUSTRY / INDUS08 / INDUS16A / INDUS16B / OCC / OCC08 / OCC16A / OCC16B / OCC16C / OCC16D / OCC16E

74. What kind of work do you normally do? What do you actually do in that job? If currently not working, tell me about your last job.

Probing

74.1 Industry: \_\_\_\_\_

74.2 Occupation: \_\_\_\_\_

74.3 Job description: \_\_\_\_\_



※ Next, I am going to ask about your spouse's main job.

SPINCMR 75. Does your spouse have a job that provides income? \_\_\_\_\_ (-1) NO SPOUSE (go to Q. 77)

Probing

_____ ① Yes <input type="checkbox"/>	_____ ② No <input type="checkbox"/>
<b>SPEMPED 75.1</b> Does your spouse work for someone else? <div style="display: flex; justify-content: space-between;"> <div style="width: 48%;"> <p style="text-align: center;">_____ ① Yes <input type="checkbox"/></p> <p><b>SPWGSTAT</b> 75.2 What is your spouse's employment status?            _____ ① Regular employee            _____ ② Temporary employee            _____ ③ Day labor</p> <p><b>SPWGPFTL</b> 75.3 Is your spouse working part time or full time?            _____ ① Part-time _____ ② Full-time</p> <p><b>SPWGWKHR</b> 75.4 How many hours a week does your spouse work on average?            _____ Hours _____ (-8) Don't know</p> <p><b>SPWGSTAB</b> 75.5 Is it possible for your spouse to keep this job as long as s/he wants?            _____ ① Yes _____ (-8) Don't know            _____ ② No</p> <p><b>SPWGSECT</b> 75.6 Is your spouse employed by the government, a publicly owned firm, a private firm, or a non-profit organization?            _____ ① Government            _____ ② Publicly owned firm            _____ ③ Private firm            _____ ④ Non-profit organization</p> <p><b>SPWGUNN</b> 75.7 Is your spouse a union member?            _____ ① Yes            _____ ② No (ask Q. 75.7.1)</p> <p><b>SPWGUNNP</b> (If not union member)            75.7.1 Was your spouse a member of trade union before?            _____ ① Yes _____ ② No</p> </div> <div style="width: 48%;"> <p style="text-align: center;">_____ ② No <input type="checkbox"/></p> <p><b>SPSFSTAT</b> 75.9 If not employed, is your spouse working for the family, self-employed with no employees, or self-employed with employees?            _____ ① Working for family without being paid            _____ ② Self-employed with no employees            _____ ③ Self-employed with employees (ask Q. 75.9.1)</p> <p><b>SPSFNOHI</b> (If self-employed with employees)            75.9.1 How many employees does your spouse employ?            NUMBER OF EMPLOYEES: _____</p> <p><b>SPSFPTFL</b> 75.10 Is your spouse working part time or full time?            _____ ① Part-time _____ ② Full-time</p> <p><b>SPSFWKHR</b> 75.11 How many hours a week does your spouse work on average?            _____ Hours            _____ (-8) Don't know</p> </div> </div>	
<div style="display: flex; justify-content: space-between;"> <div style="width: 48%;"> <p><b>SPNUMSUP</b> 75.12.1 How many subordinates does your spouse have in the workplace whom s/he manages and supervises?            _____ persons (If not have, go to Q. 75.13)</p> <p><b>SPEMSUBO</b> 75.12.2 Does your spouse have any subordinates in the workplace whom s/he directly manages and supervises?            _____ ① Yes _____ ② No _____ (-8) Don't know</p> <p><b>SPINCOMO / SPINCOME</b> 75.13 Before taxes and other deductions, what is your spouse's total monthly average income from this job? This includes his/her base pay, bonuses, and other allowances. (If the respondent's spouse does not have a regular monthly income (e.g. farmer), then divide the estimated annual income by 12.)            ABOUT _____ MAN (10,000) WON (CODE NO.: _____) _____ (-8) Don't know</p> <p><b>SPXTINC / SPXTINCO / SPXTINCM</b> 75.14 Beside income from the main job of your spouse, does your spouse have other sources of income? This includes interest or dividends, rent, social security, other pensions, alimony or child support, public aid (welfare), and armed forces or veteran's allotment. If any, what is his/her monthly average income?            _____ ① Yes _____ ② No (go to Q. 76)</p> <p style="text-align: center;"><input type="checkbox"/></p> <p><b>Other Monthly Average Income:</b> _____ MAN (10,000) WON (CODE NO.: _____)            _____ (-8) Don't know</p> </div> <div style="width: 48%;"> <p><b>SPUNSRCH</b> 75.15 Over the last 7 days, did your spouse actively look for a job?            _____ ① Yes _____ ② No</p> <p><b>SPUNXTN / SPUNXTNO / SPUNXTNM</b> 75.16 Does your spouse have any sources of income? This interest or dividends, rent, social security, other pensions, alimony or child support, public aid (welfare), and armed forces or veteran's allotment.            _____ ① Yes            _____ ② No (go to Q. 75.17)</p> <p style="text-align: center;"><input type="checkbox"/></p> <p><b>Monthly Average Income:</b>            _____ MAN (10,000) WON (CODE NO.: _____)            _____ (-8) Don't know</p> <p><b>SPUNWKEX</b> 75.17 Has your spouse ever had a paid job?            _____ ① Yes            _____ ② No (go to Q. 77)</p> <p><b>SPUNSTAT</b> 75.18 What type of job did your spouse have at that time?            _____ ① Worked for government            _____ ② Worked for publicly owned firm            _____ ③ Worked for private firm            _____ ④ Worked for non-profit organization            _____ ⑤ Worked for family without being paid            _____ ⑥ Self-employed with no employees            _____ ⑦ Self-employed with employees (ask Q. 75.18.1)</p> <p><b>SPUNNOHI</b> (If your spouse were self-employed with employees)            75.18.1 How many employees did your spouse employ?            NUMBER OF EMPLOYEES: _____            _____ (-8) Don't know</p> <p><b>SPUNSUBO</b> 75.19 Did your spouse have any subordinates in the workplace whom s/he directly managed and supervised?            _____ ① Yes _____ ② No            _____ (-8) Don't know</p> <p><b>SPUNWKHR</b> 75.20 How many hours a week did your spouse work on average?            _____ Hours            _____ (-8) Don't know</p> </div> </div>	

SPIND / SPIND08 / SPIND16A / SPIND16B / SPOCC / SPOCC08 / SPOCC16A / SPOCC16B / SPOCC16C / SPOCC16D / SPOCC16E

76. What kind of work does your spouse normally do? What does s/he actually do in that job? If currently not working, tell me about his/her last job.

Probing

76.1 Industry: \_\_\_\_\_

76.2 Occupation: \_\_\_\_\_

76.3 Job description: \_\_\_\_\_



INCOMO/  
INCOME

77. What is the approximate total monthly income of your household before tax deductions? Please include the income of all household members, including yourself, such as employment income, interest, property and rental income, pensions, various subsidies, or personal financial support received from others. (For agricultural income or similar, divide the annual income by 12 to enter the monthly amount, and be sure to account for the income of all household members listed in questions 63, 64, and 65, whether they live with you or not. However, exclude household members who do not share finances.)

--	--	--	--	--	--	--

APPROXIMATELY: \_\_\_\_\_MAN (10,000) WON (CODE NUMBER: \_\_\_\_\_) \_\_\_\_\_ (-8) Don't know

HOUSTYPE

78. What type of housing do you currently live in?

- \_\_\_\_ ① Detached house                      \_\_\_\_ ③ Multi family residential  
 \_\_\_\_ ② Apartment                              \_\_\_\_ (77) Other (Specify: \_\_\_\_\_)

--	--

HOUSOWNS

79. What form of housing do you currently have?

- \_\_\_\_ ① Own house                              \_\_\_\_ ④ Monthly rent without deposit  
 \_\_\_\_ ② Jeonse                                    \_\_\_\_ ⑤ Free  
 \_\_\_\_ ③ Monthly rent with deposit              \_\_\_\_ (-8) Don't know

--

※ Now I'd like to ask you about national identity and citizenship.

80. Some people say that the following things are important for being truly South Korean. Others say they are not important. How important do you think each of the following is...?

		Very important	Fairly important	Not very important	Not important at all	Can't choose
KRBORNIN	1) to have been born in South Korea	____ ① ____	____ ② ____	____ ③ ____	____ ④ ____	____ (-8) ____
KRCIT	2) to have South Korean citizenship	____ ① ____	____ ② ____	____ ③ ____	____ ④ ____	____ (-8) ____
KRCONFUC	3) to comply with Confucian disciplines	____ ① ____	____ ② ____	____ ③ ____	____ ④ ____	____ (-8) ____
KRGOVT	4) to respect South Korean political institutions and laws	____ ① ____	____ ② ____	____ ③ ____	____ ④ ____	____ (-8) ____
KRFEEL	5) to feel South Korean	____ ① ____	____ ② ____	____ ③ ____	____ ④ ____	____ (-8) ____
KRANCSTR	6) to have South Korean ancestry	____ ① ____	____ ② ____	____ ③ ____	____ ④ ____	____ (-8) ____

81. How much do you agree or disagree with the following statements?

		Agree strongly	Agree	Neither agree nor disagree	Disagree	Disagree strongly	Can't choose
KRCITIZN	1) I would rather be a citizen of South Korea than of any other country in the world	____ ① ____	____ ② ____	____ ③ ____	____ ④ ____	____ ⑤ ____	____ (-8) ____
KRSHAMED	2) There are some things about South Korea today that make me feel ashamed of South Korea	____ ① ____	____ ② ____	____ ③ ____	____ ④ ____	____ ⑤ ____	____ (-8) ____
BELIKEKR	3) The world would be a better place if people from other countries were more like the South Korean	____ ① ____	____ ② ____	____ ③ ____	____ ④ ____	____ ⑤ ____	____ (-8) ____
KRBETTER	4) Generally speaking, South Korea is a better country than most other countries	____ ① ____	____ ② ____	____ ③ ____	____ ④ ____	____ ⑤ ____	____ (-8) ____
IFWRONG	5) People should support their country even if the country is in the wrong	____ ① ____	____ ② ____	____ ③ ____	____ ④ ____	____ ⑤ ____	____ (-8) ____

HAVCNTRY 82. Thinking in general about nations and countries all over the world, to what extent do you agree or disagree with the statement that it would be best if every nation had its own country where it could make its own decisions?

- \_\_\_\_ ① Agree strongly                              \_\_\_\_ ④ Disagree  
 \_\_\_\_ ② Agree    \_\_\_\_ ⑤ Disagree strongly  
 \_\_\_\_ ③ Neither agree nor disagree              \_\_\_\_ (-8) Can't choose

--



83. How proud are you of South Korea in each of the following?

		Very proud	Somewhat proud	Not very proud	Not proud at all	Can't choose
<b>PROUDEM</b>	1) the way democracy works	___①___	___②___	___③___	___④___	___(-8)___
<b>PROUDPOL</b>	2) its political influence in the world	___①___	___②___	___③___	___④___	___(-8)___
<b>PROUDECO</b>	3) South Korea's economic achievements	___①___	___②___	___③___	___④___	___(-8)___
<b>PROUDSPT</b>	4) its achievements in sports	___①___	___②___	___③___	___④___	___(-8)___
<b>PROUDART</b>	5) its achievements in the arts and literature	___①___	___②___	___③___	___④___	___(-8)___
<b>PROUDHIS</b>	6) its history	___①___	___②___	___③___	___④___	___(-8)___
<b>PROUDSSS</b>	7) its social security system	___①___	___②___	___③___	___④___	___(-8)___
<b>PROUDSCI</b>	8) its scientific and technological achievements	___①___	___②___	___③___	___④___	___(-8)___
<b>PROUDMIL</b>	9) armed forces	___①___	___②___	___③___	___④___	___(-8)___
<b>PROUDGRP</b>	10) its fair and equal treatment of all groups in society	___①___	___②___	___③___	___④___	___(-8)___

84. How much do you agree or disagree with the following statements about relations between South Korea and other countries?

		Agree strongly	Agree	Neither agree nor disagree	Disagree	Disagree strongly	Can't choose
<b>IMPORTS</b>	1) South Korea should limit the import of foreign products in order to protect its national economy	___①___	___②___	___③___	___④___	___⑤___	___(-8)___
<b>WRLDGOVT</b>	2) For certain problems, like environment pollution, international bodies should have the right to enforce solutions	___①___	___②___	___③___	___④___	___⑤___	___(-8)___
<b>KROWNWAY</b>	3) South Korea should follow its own interests, even if this leads to conflicts with other nations	___①___	___②___	___③___	___④___	___⑤___	___(-8)___
<b>FORLAND</b>	4) Foreigners should not be allowed to buy land in South Korea	___①___	___②___	___③___	___④___	___⑤___	___(-8)___
<b>KRTV</b>	5) South Korean television should give preference to South Korean films and programs	___①___	___②___	___③___	___④___	___⑤___	___(-8)___
<b>INTLINCS</b>	6) Large international companies are doing more and more damage to local businesses in South Korea	___①___	___②___	___③___	___④___	___⑤___	___(-8)___

85. There are different opinions about immigrants from other countries living in South Korea. How much do you agree or disagree with each of the following statements?

		Agree strongly	Agree	Neither agree nor disagree	Disagree	Disagree strongly	Can't choose
<b>IMMCRIME</b>	1) Immigrants increase crime rates	___①___	___②___	___③___	___④___	___⑤___	___(-8)___
<b>IMMECON</b>	2) Immigrants are generally good for the South Korean economy	___①___	___②___	___③___	___④___	___⑤___	___(-8)___
<b>IMMJOB</b>	3) Immigrants take jobs away from people who were born in South Korea	___①___	___②___	___③___	___④___	___⑤___	___(-8)___
<b>IMMIDEAS</b>	4) Immigrants improve South Korean society by bringing new ideas and cultures	___①___	___②___	___③___	___④___	___⑤___	___(-8)___
<b>KORORFOR</b>	5) People born in South Korea should be given preference over immigrants when it comes to jobs, housing, or health care	___①___	___②___	___③___	___④___	___⑤___	___(-8)___

**LETIN1** 86. Do you think the number of immigrants to South Korea nowadays should be...?

- |                                |                        |
|--------------------------------|------------------------|
| ___ ① Increased a lot          | ___ ④ Reduced a little |
| ___ ② Increased a little       | ___ ⑤ Reduced a lot    |
| ___ ③ Remain the same as it is | ___ (-8) Can't choose  |





- ACPTCULT** 87. Which of these statements about immigrants comes closest to your view? □
- \_\_\_ ① Immigrants should retain their culture of origin and not adopt South Korean culture
- \_\_\_ ② Immigrants should retain their culture of origin and also adopt South Korean culture
- \_\_\_ ③ Immigrants should give up their culture of origin and adopt South Korean culture
- \_\_\_ (-8) Can't choose

88. There are different opinions as to what it takes to be a good citizen. As far as you are concerned personally on a scale of 1 to 7, where 1 is not at all important and 7 is very important, how important is it?

- |  | Not at all<br>important | 1 | 2 | 3 | 4 | 5 | 6 | 7 | Very<br>important | Can't<br>choose |
|--|-------------------------|---|---|---|---|---|---|---|-------------------|-----------------|
| <b>PAYTAXES</b> 1) Never to try to evade taxes                                 |                         | ① | ② | ③ | ④ | ⑤ | ⑥ | ⑦ |                   | (-8)            |
| <b>OBEYLAWS</b> 2) Always to obey laws and regulations                         |                         | ① | ② | ③ | ④ | ⑤ | ⑥ | ⑦ |                   | (-8)            |
| <b>WATCHGOV</b> 3) To keep watch on the actions of government                  |                         | ① | ② | ③ | ④ | ⑤ | ⑥ | ⑦ |                   | (-8)            |
| <b>HELPKR</b> 4) To help people in South Korea who are worse off than yourself |                         | ① | ② | ③ | ④ | ⑤ | ⑥ | ⑦ |                   | (-8)            |
| <b>MILSERVE</b> 5) To be willing to serve in the military at a time of need    |                         | ① | ② | ③ | ④ | ⑤ | ⑥ | ⑦ |                   | (-8)            |

- DEMTODAY** 89. On the whole, how well do you think democracy works in South Korea today? A score of 0 indicates a very poorly working, which a score of 10 indicates a very well working.

Very poorly		Very well	Can't choose	□							
___ 0점	___ 1점	___ 2점	___ 3점	___ 4점	___ 5점	___ 6점	___ 7점	___ 8점	___ 9점	___ 10점	___ (-8)

- DEM10PST** 90. And what about 10 years ago? How well did democracy work in South Korea then?

Very poorly		Very well	Can't choose	□							
___ 0점	___ 1점	___ 2점	___ 3점	___ 4점	___ 5점	___ 6점	___ 7점	___ 8점	___ 9점	___ 10점	___ (-8)

- DEM10FUT** 91. And how about 10 years from now? How well do you think democracy will work in South Korea then?

Very poorly		Very well	Can't choose	□							
___ 0점	___ 1점	___ 2점	___ 3점	___ 4점	___ 5점	___ 6점	___ 7점	___ 8점	___ 9점	___ 10점	___ (-8)

92. There are different opinions about people's rights in a democracy. On a scale of 1 to 7, where 1 is not at all important and 7 is very important, how important is it?

- |   | Not at all<br>important | 1 | 2 | 3 | 4 | 5 | 6 | 7 | Very<br>important | Can't<br>choose |
|---|-------------------------|---|---|---|---|---|---|---|-------------------|-----------------|
| <b>SOLOK</b> 1) That all citizens have an adequate standard of living   |                         | ① | ② | ③ | ④ | ⑤ | ⑥ | ⑦ |                   | (-8)            |
| <b>RGHTSMIN</b> 2) That government authorities respect and protect the rights of minorities                   |                         | ① | ② | ③ | ④ | ⑤ | ⑥ | ⑦ |                   | (-8)            |
| <b>POLOPTS</b> 3) That people be given more opportunities to participate in public decision-making            |                         | ① | ② | ③ | ④ | ⑤ | ⑥ | ⑦ |                   | (-8)            |
| <b>OPPSEGOV</b> 4) That citizens may engage in acts of civil disobedience when they oppose government actions |                         | ① | ② | ③ | ④ | ⑤ | ⑥ | ⑦ |                   | (-8)            |

- GOVEQINC23** 93. How much do you agree or disagree with the opinion that it is the responsibility of the government to reduce the differences in income between people with high incomes and those with low incomes?

___ ① Strongly agree	___ ④ Disagree	□
___ ② Agree	___ ⑤ Strongly disagree	
___ ③ Neither agree nor disagree	___ (-8) Can't choose	



**LEFTRIGT** 94. In politics people sometimes talk of left and right. Where would you place yourself on a scale from 0 to 10 where 0 means the left and 10 means the right?

Left		Right	Can't choose
------	--	-------	--------------

\_\_\_\_0 \_\_\_\_1 \_\_\_\_2 \_\_\_\_3 \_\_\_\_4 \_\_\_\_5 \_\_\_\_6 \_\_\_\_7 \_\_\_\_8 \_\_\_\_9 \_\_\_\_10 \_\_\_\_(-8)\_\_\_\_

95. Please tick one box on each line to show how much you agree or disagree with each of the following statements.

	Strongly agree	Agree	Neither agree nor disagree	Disagree	Strongly disagree	Can't choose
<b>POLEFF11</b> 1) People like me don't have any say about what the government does	____①____	____②____	____③____	____④____	____⑤____	____(-8)____
<b>POLEFF18</b> 2) I don't think the government cares much what people like me think	____①____	____②____	____③____	____④____	____⑤____	____(-8)____

**SERVEPEO** 96. Thinking of the public service in South Korea, how committed is it to serve the people?

____ ① Very committed	____ ③ Not very committed	<input style="width: 30px; height: 20px; border: 1px solid black;" type="checkbox"/>
____ ② Somewhat committed	____ ④ Not at all committed	
____ (-8) Can't choose		

**CORRUPTN** 97. How widespread do you think corruption is in the public service in South Korea?

____ ① Hardly anyone is involved	____ ④ A lot of people are involved	<input style="width: 30px; height: 20px; border: 1px solid black;" type="checkbox"/>
____ ② A small number of people are involved	____ ⑤ Almost everyone is involved	
____ ③ A moderate number of people are involved		
____ (-8) Can't choose		

98. To what extent do you agree or disagree with the following statements?

	Strongly agree	Agree	Neither agree nor disagree	Disagree	Strongly disagree	Can't choose
<b>PEOPLDEC</b> 1) The people, and not politicians, should make our most important policy decisions.	____①____	____②____	____③____	____④____	____⑤____	____(-8)____
<b>ELECNOAT</b> 2) Politicians talk too much and take too little action.	____①____	____②____	____③____	____④____	____⑤____	____(-8)____
<b>UPPERCL1</b> 3) There is a conflict between the ordinary people and those in power in Korea.	____①____	____②____	____③____	____④____	____⑤____	____(-8)____
<b>UPPERCL2</b> 4) Business leaders make their money at the expense of ordinary people.	____①____	____②____	____③____	____④____	____⑤____	____(-8)____
<b>UPPERCL3</b> 5) It is better to rely on the opinions of experts than the experiences of ordinary people.	____①____	____②____	____③____	____④____	____⑤____	____(-8)____

**MEDIAPOL** 99. How often do you use the media, including television, newspapers, radio and the internet, to get political news or information?

____ ① Several times a day	____ ⑤ 1~2 days a week	<input style="width: 30px; height: 20px; border: 1px solid black;" type="checkbox"/>
____ ② Once a day	____ ⑥ Less than 1 day a week	
____ ③ 5~6 days a week	____ ⑦ Never	
____ ④ 3~4 days a week	____ (-8) Can't choose	

**MEDIAPIA** 100. To what extent do you agree or disagree with the statement that media coverage about politics in Korea is biased?

____ ① Strongly agree	____ ④ Disagree	<input style="width: 30px; height: 20px; border: 1px solid black;" type="checkbox"/>
____ ② Agree	____ ⑤ Strongly disagree	
____ ③ Neither agree nor disagree	____ (-8) Can't choose	



**BEFAIR** 101. Do you think most people would try to take advantage of you if they got a chance, or would they try to be fair?  
 \_\_\_ ① Try to take advantage almost all of the time \_\_\_ ③ Try to be fair most of the time  
 \_\_\_ ② Try to take advantage most of the time \_\_\_ ④ Try to be fair almost all of the time  
 \_\_\_ (-8) Can't choose

**CANTRUST** 102. Generally speaking, would you say that people can be trusted, or that you can't be too careful in dealing with people?  
 \_\_\_ ① People can almost always be trusted \_\_\_ ③ You usually can't be too careful in dealing with people  
 \_\_\_ ② People can usually be trusted \_\_\_ ④ You almost always can't be too careful in dealing with people  
 \_\_\_ (-8) Can't choose

**CITZKR** 103. Are you a citizen of South Korea?  
 \_\_\_ ① Yes \_\_\_ ② No

**NOIMMIGR** 104. To what extent do you agree or disagree with the statement that it would be best if all nations lived in their own countries so there are no minorities or immigrants?  
 \_\_\_ ① Agree strongly \_\_\_ ④ Disagree  
 \_\_\_ ② Agree \_\_\_ ⑤ Disagree strongly  
 \_\_\_ ③ Neither agree nor disagree \_\_\_ (-8) Can't choose

※ Next, let me ask a few questions about your social relationships.

105. Are you a member of the following organizations or groups? If so, please indicate whether you are actively involved or not.

Probing

		Yes, actively involved	Yes, but hardly involved	No
<b>MEMB1</b>	1) Political association	___ ① ___	___ ② ___	___ ③ ___
<b>MEMB2</b>	2) Residential/neighborhood association	___ ① ___	___ ② ___	___ ③ ___
<b>MEMB3</b>	3) Social service club (Volunteer group/NPO)	___ ① ___	___ ② ___	___ ③ ___
<b>MEMB4</b>	4) Citizens' movement/Consumers' cooperative group	___ ① ___	___ ② ___	___ ③ ___
<b>MEMB5</b>	5) Religious group	___ ① ___	___ ② ___	___ ③ ___
<b>MEMB6</b>	6) Alumni association	___ ① ___	___ ② ___	___ ③ ___
<b>MEMB7</b>	7) Recreational association (hobby and sports)	___ ① ___	___ ② ___	___ ③ ___
<b>MEMB8</b>	8) Labor union	___ ① ___	___ ② ___	___ ③ ___
<b>MEMB9</b>	9) Occupational or Professional association/ Trade association	___ ① ___	___ ② ___	___ ③ ___

**MEMBACT** 106. Among the organizations/groups you mentioned in 105, in which of them did you participate most actively in the last 12 months?  
 \_\_\_ ① Political association \_\_\_ ⑥ Alumni association  
 \_\_\_ ② Residential/neighborhood association \_\_\_ ⑦ Recreational association (hobby and sports)  
 \_\_\_ ③ Social service club (Volunteer group/NPO) \_\_\_ ⑧ Labor union  
 \_\_\_ ④ Citizens' movement/Consumers' cooperative group \_\_\_ ⑨ Occupational or Professional association/  
Trade association  
 \_\_\_ ⑤ Religious group \_\_\_ (-1) NOT APPLICABLE

**CONTACTA** 107. On an ordinary day, with how many family members or relatives, excluding those who live with you, do you have contact through telephone, mails, internet, or face-to-face? Your best estimate is:  
 \_\_\_ ① 0 (*go to Question 108*) \_\_\_ ④ 5~9 \_\_\_ ⑦ 50~99  
 \_\_\_ ② 1~2 \_\_\_ ⑤ 10~19 \_\_\_ ⑧ 100 or more  
 \_\_\_ ③ 3~4 \_\_\_ ⑥ 20~49 \_\_\_ ⑨ Don't know



**F2FFAMFQ** 107.1 About how many of these people do you see face-to-face on a typical weekday?

\_\_\_ ① All or almost all of them      \_\_\_ ④ Some of them  
 \_\_\_ ② Most of them      \_\_\_ ⑤ None or almost none of them  
 \_\_\_ ③ About half of them      \_\_\_ (-8) Can't choose

**CONTACTB** 108. On an ordinary day, with how many people other than family members or relatives do you have contact through telephone, mails, internet or face-to-face? Your best estimate is:

\_\_\_ ① 0 (*go to Question 109*)      \_\_\_ ④ 5~9      \_\_\_ ⑦ 50~99  
 \_\_\_ ② 1~2      \_\_\_ ⑤ 10~19      \_\_\_ ⑧ 100 or more  
 \_\_\_ ③ 3~4      \_\_\_ ⑥ 20~49      \_\_\_ (-8) Don't know

**F2FNOFMF** 108.1 About how many of these people do you see face-to-face on a typical weekday?

\_\_\_ ① All or almost all of them      \_\_\_ ④ Some of them  
 \_\_\_ ② Most of them      \_\_\_ ⑤ None or almost none of them  
 \_\_\_ ③ About half of them      \_\_\_ (-8) Can't choose

**CNTPOSI** 109. Among nonkin contacts with whom you frequently socialize, which of the following best describes social characteristics of these people?

\_\_\_ ① I have contact more with people who are socially higher than those who are lower  
 \_\_\_ ② The majority of people with whom you have contact are socially equivalent to you  
 \_\_\_ ③ I have contact more with people who are socially lower than those who are higher  
 \_\_\_ (-8) Don't know

**SIMNONKN** 110. Among nonkin contacts (except those who live with you) with whom you frequently socialize, which of the following best describes the way they think and do things?

\_\_\_ ① I have contact more with people who think and do things in similar ways to you than different ways  
 \_\_\_ ② I have contact with people who think and do things in similar ways and different ways to the same extent  
 \_\_\_ ③ I have contact more with people who think and do things in different ways to you than similar ways  
 \_\_\_ (-8) Don't know

111. Do you have any relatives, friends, or acquaintances that fit the following occupational descriptions? An acquaintance is someone whom you know enough to have conversations with.

	Yes	No
<b>POSGEN1</b> 1) Professor	___ ①	___ ②
<b>POSGEN2</b> 2) Lawyer	___ ①	___ ②
<b>POSGEN3</b> 3) Nurse	___ ①	___ ②
<b>POSGEN4</b> 4) Computer programmer	___ ①	___ ②
<b>POSGEN5</b> 5) Middle school teacher	___ ①	___ ②
<b>POSGEN6</b> 6) Personnel manager	___ ①	___ ②
<b>POSGEN7</b> 7) Farmer	___ ①	___ ②
<b>POSGEN8</b> 8) Hair dresser	___ ①	___ ②
<b>POSGEN9</b> 9) Receptionist	___ ①	___ ②
<b>POSGEN10</b> 10) Policeman	___ ①	___ ②

**ACQFRN1** 112. Do you have relatives, friends, or acquaintances in a foreign country?

\_\_\_ ① Yes      \_\_\_ ② No







119. How much do you trust the following people?

		A great deal	To some extent	Not very much	Not at all
PERTRT1	1) Relatives	_____ ① _____	_____ ② _____	_____ ③ _____	_____ ④ _____
PERTRT2	2) Friends	_____ ① _____	_____ ② _____	_____ ③ _____	_____ ④ _____
PERTRT3	3) Neighbors	_____ ① _____	_____ ② _____	_____ ③ _____	_____ ④ _____
PERTRT4	4) Work colleagues	_____ ① _____	_____ ② _____	_____ ③ _____	_____ ④ _____
PERTRT5	5) Strangers	_____ ① _____	_____ ② _____	_____ ③ _____	_____ ④ _____
PERTRT6	6) Physicians	_____ ① _____	_____ ② _____	_____ ③ _____	_____ ④ _____
PERTRT7	7) Banking staff	_____ ① _____	_____ ② _____	_____ ③ _____	_____ ④ _____
PERTRT8	8) Company executives	_____ ① _____	_____ ② _____	_____ ③ _____	_____ ④ _____
PERTRT9	9) Journalists	_____ ① _____	_____ ② _____	_____ ③ _____	_____ ④ _____
PERTRT10	10) NGO/NPO leaders	_____ ① _____	_____ ② _____	_____ ③ _____	_____ ④ _____
PERTRT11	11) Teachers	_____ ① _____	_____ ② _____	_____ ③ _____	_____ ④ _____
PERTRT12	12) Local govt officials	_____ ① _____	_____ ② _____	_____ ③ _____	_____ ④ _____
PERTRT13	13) Central govt officials	_____ ① _____	_____ ② _____	_____ ③ _____	_____ ④ _____
PERTRT14	14) Police officers	_____ ① _____	_____ ② _____	_____ ③ _____	_____ ④ _____
PERTRT15	15) Military officers	_____ ① _____	_____ ② _____	_____ ③ _____	_____ ④ _____
PERTRT16	16) Judges	_____ ① _____	_____ ② _____	_____ ③ _____	_____ ④ _____
PERTRT17	17) Prosecutors	_____ ① _____	_____ ② _____	_____ ③ _____	_____ ④ _____

HUMNAT 120. These questions are related to your view on human nature. Choose a number from 1 to 7.

<div style="border: 1px solid black; padding: 5px; display: inline-block;">Human nature is basically bad</div>	←		→	<div style="border: 1px solid black; padding: 5px; display: inline-block;">Human nature is basically good</div>	□
_____ ① _____		_____ ② _____ _____ ③ _____ _____ ④ _____ _____ ⑤ _____ _____ ⑥ _____ _____ ⑦ _____			

REWDEFFT 121. Which of the following opinions is closest to your opinion?

- \_\_\_\_\_ ① I believe that if I try hard, I will be rewarded someday  
 \_\_\_\_\_ ② I think that no matter how hard I try, I don't get any reward  
 \_\_\_\_\_ (77) Other (Specify: \_\_\_\_\_)  
 \_\_\_\_\_ (-8) Don't know

□ □

LIKEHELP 122. Which of the following two lifestyles is your opinion close to?

- \_\_\_\_\_ ① I want to do what I like, even if it doesn't help others  
 \_\_\_\_\_ ② I want to do something that helps people even if it's not something I like  
 \_\_\_\_\_ (77) Other (Specify: \_\_\_\_\_)  
 \_\_\_\_\_ (-8) Don't know

□ □

HAPPINSS 123. If you were to consider your life in general these days, how happy or unhappy would you say you are, on the whole...

<div style="border: 1px solid black; padding: 5px; display: inline-block;">Very happy</div>		<div style="border: 1px solid black; padding: 5px; display: inline-block;">Very unhappy</div>	□
_____ ① _____	_____ ② _____ _____ ③ _____ _____ ④ _____ _____ ⑤ _____	_____ (-8) _____	

124. To what extent do you agree or disagree with the following statements?

		Strongly disagree	Disagree	Neither agree nor disagree	Agree	Strongly agree
NOTIME1M	1) For the past month, I've had no time to enjoy life	_____ ① _____	_____ ② _____	_____ ③ _____	_____ ④ _____	_____ ⑤ _____
TIRED1M	2) For the past month, I've been so exhausted after work that I haven't wanted to do anything else	_____ ① _____	_____ ② _____	_____ ③ _____	_____ ④ _____	_____ ⑤ _____

ANGER1W 125. How often have you been unable to control your anger over the past week?

- \_\_\_\_\_ ① Not at all  
 \_\_\_\_\_ ② Rarely  
 \_\_\_\_\_ ③ Sometimes  
 \_\_\_\_\_ ④ Often  
 \_\_\_\_\_ ⑤ Always

□



126. To what extent do you agree or disagree with the following statements?

		Strongly disagree	Disagree	Neither agree nor disagree	Agree	Strongly agree
<b>NOCAPPRO</b>	1) I'm not capable of dealing with almost every problem I encounter in life	___ ① ___	___ ② ___	___ ③ ___	___ ④ ___	___ ⑤ ___
<b>UNEASABL</b>	2) I often feel uneasy about my ability to do something	___ ① ___	___ ② ___	___ ③ ___	___ ④ ___	___ ⑤ ___
<b>BURDNEVR</b>	3) I feel overwhelmed by the tasks I have to do every day	___ ① ___	___ ② ___	___ ③ ___	___ ④ ___	___ ⑤ ___
<b>NOFUTURE</b>	4) I'm just living my life day by day, and I don't think about the future	___ ① ___	___ ② ___	___ ③ ___	___ ④ ___	___ ⑤ ___

**LAGBEHIN** 127. Have you ever felt like you were lagging behind in the world?No  
Showcard

\_\_\_ ① Yes, I have

\_\_\_ (77) Other (Specify: \_\_\_\_\_)

\_\_\_ ② No, I have not

\_\_\_ (-8) Don't know

**BESTFRND** 128. How many friends do you think you have that will trust you till the end under any circumstances?**BORNMF** 129. If you were born again, what gender would you like to be born?No  
Showcard

\_\_\_ ① Male

\_\_\_ (77) Other (Specify: \_\_\_\_\_)

\_\_\_ ② Female

\_\_\_ (-8) Don't know

**REBORNKR** 130. Suppose you could be reborn in any country of your choice. Would you like to start your next life in South Korea or in some other country?No  
Showcard

\_\_\_ ① I prefer Korea

\_\_\_ (77) Other (Specify: \_\_\_\_\_)

\_\_\_ ② I prefer some other country

\_\_\_ (-8) Don't know

**VOLUN12M** 131. In the past 12 months, how often did you get involved in work for voluntary or charitable organizations?

\_\_\_ ① At least once a week

\_\_\_ ⑤ Less often

\_\_\_ ② At least once a month

\_\_\_ ⑥ Never

\_\_\_ ③ At least once every three months

\_\_\_ (-8) Don't know

\_\_\_ ④ At least once every six months

※ From now on, let me ask you how you feel about yourself and your life.

**LOTR323** 132. Do you feel that you are always optimistic about your future?

\_\_\_ ① Agree strongly

\_\_\_ ④ Disagree

\_\_\_ ② Agree

\_\_\_ ⑤ Disagree strongly

\_\_\_ ③ Neither agree nor disagree

\_\_\_ (-8) Don't know

133. I will now read out a list of the ways you might have felt or behaved during the past week. Using this card, please tell me how much of the time during the past week...

		None or almost none of the time	Some of the time	Most of the time	All or almost all of the time	Don't know
<b>CESD1</b>	1) ...you felt depressed?	___ ① ___	___ ② ___	___ ③ ___	___ ④ ___	___ (-8) ___
<b>CESD2</b>	2) ...you felt that everything you did was an effort?	___ ① ___	___ ② ___	___ ③ ___	___ ④ ___	___ (-8) ___
<b>CESD3</b>	3) ...your sleep was restless?	___ ① ___	___ ② ___	___ ③ ___	___ ④ ___	___ (-8) ___
<b>CESD4</b>	4) ...you were happy?	___ ① ___	___ ② ___	___ ③ ___	___ ④ ___	___ (-8) ___
<b>CESD5</b>	5) ...you felt lonely?	___ ① ___	___ ② ___	___ ③ ___	___ ④ ___	___ (-8) ___
<b>CESD6</b>	6) ...you enjoyed life?	___ ① ___	___ ② ___	___ ③ ___	___ ④ ___	___ (-8) ___
<b>CESD7</b>	7) ...you felt sad?	___ ① ___	___ ② ___	___ ③ ___	___ ④ ___	___ (-8) ___
<b>CESD8</b>	8) ...you could not get going?	___ ① ___	___ ② ___	___ ③ ___	___ ④ ___	___ (-8) ___



134. And please tell me how much of the time during the past week...

		None or almost none of the time	Some of the time	Most of the time	All or almost all of the time	Don't know
CESD9	1) ...you had a lot of energy?	___①___	___②___	___③___	___④___	___(-8)___
CESD10	2) ...you felt anxious?	___①___	___②___	___③___	___④___	___(-8)___
CESD11	3) ...you felt calm and peaceful?	___①___	___②___	___③___	___④___	___(-8)___

135. Using this card, please tell me to what extent you agree or disagree with each of the following statements.

		Agree strongly	Agree	Neither agree nor disagree	Disagree	Disagree strongly	Don't know
SELFIF1	1) I feel I am free to decide for myself how to live my life	___①___	___②___	___③___	___④___	___⑤___	___(-8)___
SELFIF2	2) In my daily life I get very little chance to show how capable I am	___①___	___②___	___③___	___④___	___⑤___	___(-8)___
SELFIF3	3) Most days I feel a sense of accomplishment from what I do	___①___	___②___	___③___	___④___	___⑤___	___(-8)___

136. Using this card, please tell me to what extent...

		Not at all					A great deal	Don't know
SOCNET1	1) ...you feel that people in your local area help one another?	___①___	___②___	___③___	___④___	___⑤___	___⑥___	___(-8)___
SOCNET2	2) ...you feel that people treat you with respect?	___①___	___②___	___③___	___④___	___⑤___	___⑥___	___(-8)___

137. Using this card, please say to what extent you agree or disagree with each of the following statements.

		Agree strongly	Agree	Neither agree nor disagree	Disagree	Disagree strongly	Don't know
SELFIF4	1) I generally feel that what I do in my life is valuable and worthwhile	___①___	___②___	___③___	___④___	___⑤___	___(-8)___
SELFIF5	2) There are lots of things I feel I am good at	___①___	___②___	___③___	___④___	___⑤___	___(-8)___
SOCNET3	3) I feel close to the people in my local area	___①___	___②___	___③___	___④___	___⑤___	___(-8)___

SELFIF6 138. To what extent do you make time to do the things you really want to do? Please use this card where 0 is not at all and 10 is completely.

Not at all				Completely	Don't know
___①___	___②___	___③___	___④___	___⑤___	___⑥___
___⑦___	___⑧___	___⑨___	___⑩___	___(-8)___	

SOCNET4 139. On a typical day, how often do you take notice of and appreciate your surroundings?

Never				Always	Don't know
___①___	___②___	___③___	___④___	___⑤___	___⑥___
___⑦___	___⑧___	___⑨___	___⑩___	___(-8)___	

SOCNET5 140. To what extent do you receive help and support from people you are close to when you need it? Please use this card where 0 is not at all and 6 is completely.

Not at all				Completely	Don't know
___①___	___②___	___③___	___④___	___⑤___	___⑥___
___⑦___	___⑧___	___⑨___	___⑩___	___(-8)___	



- SOCNET6** 141. And to what extent do you provide help and support to people you are close to when they need it?
- Not at all ☐ Completely ☐ Don't know ☐
- \_\_\_ ① \_\_\_ ② \_\_\_ ③ \_\_\_ ④ \_\_\_ ⑤ \_\_\_ ⑥ \_\_\_ (-8) \_\_\_
- SOCNET7** 142. How often do you meet socially with friends, relatives or work colleagues?
- \_\_\_ ① Never \_\_\_ ⑤ Once a week ☐
- \_\_\_ ② Less than once a month \_\_\_ ⑥ Several times a week
- \_\_\_ ③ Once a month \_\_\_ ⑦ Everyday
- \_\_\_ ④ Several times a month \_\_\_ (-8) Don't know
- SOCNET8** 143. How many people, if any, are there with whom you can discuss intimate and personal matters?
- \_\_\_ ① None \_\_\_ ④ 4~6 ☐
- \_\_\_ ② 1 \_\_\_ ⑤ 7~9
- \_\_\_ ③ 2 \_\_\_ ⑥ 10 or more
- \_\_\_ ③ 3 \_\_\_ (-8) Don't know
- SOCNET9** 144. Compared to other people of your age, how often would you say you take part in social activities?
- \_\_\_ ① Much less than most \_\_\_ ④ More than most ☐
- \_\_\_ ② Less than most \_\_\_ ⑤ Much more than most
- \_\_\_ ③ About the same \_\_\_ (-8) Don't know
- SOCNET10** 145. All things considered, how satisfied are you with your relationship with friends, relatives, or acquaintances (neighbors)?
- \_\_\_ ① Very satisfied \_\_\_ ④ Somewhat dissatisfied ☐
- \_\_\_ ② Somewhat satisfied \_\_\_ ⑤ Very dissatisfied
- \_\_\_ ③ Neither satisfied nor dissatisfied
- LTIME1YR** 146. In the past year, how much difficulty have you had enjoying leisure activities? (e.g., visiting cultural sites/museums, attending arts/sports, using cultural/arts/sports facilities, enjoying popular culture, using libraries, reading, traveling, eating out, etc.)
- \_\_\_ ① Not difficult at all \_\_\_ ④ Somewhat Difficult ☐
- \_\_\_ ② Not very difficult \_\_\_ ⑤ Very difficult
- \_\_\_ ③ Neither difficult nor non-difficult
- ※ Next, I am going to ask about your health.**
- HEALTH23** 147. In general, would you say your health is?
- \_\_\_ ① Excellent \_\_\_ ④ Fair ☐
- \_\_\_ ② Very good \_\_\_ ⑤ Poor
- \_\_\_ ③ Good \_\_\_ (-8) Can't choose
- CHRONIC** 148. Do you have chronic diseases or longstanding health problems?
- \_\_\_ ① No \_\_\_ ② Yes ☐
- GOHOSP1M** 149. During the last 12 months, how often did you go to see a doctor? (Please answer your own diseases or injuries. Do not include escorting or visitations.)
- \_\_\_ ① None \_\_\_ ④ 4~5 times ☐
- \_\_\_ ② Once \_\_\_ ⑤ 6 times or more
- \_\_\_ ③ 2~3 times



150. If you currently have a disability, please mark all the types of disability you have.

- |                 |  |                 |                                 |                          |
|-----------------|--|-----------------|---------------------------------|--------------------------|
| <b>DISABIL1</b> | ___ ① Not Applicable                                       | <b>DISABIL5</b> | ___ ⑤ Hearing impairment        | <input type="checkbox"/> |
| <b>DISABIL2</b> | ___ ② Physical disability                                  | <b>DISABIL6</b> | ___ ⑥ Speech impediment         |                          |
| <b>DISABIL3</b> | ___ ③ Brain lesions (brain damage, cerebral palsy, stroke) | <b>DISABIL7</b> | ___ (77) Other (Specify: _____) |                          |
| <b>DISABIL4</b> | ___ ④ Visual impairment                                    |                 |                                 |                          |

**TYPEINSR** 151. What kind of health insurance do you have?

- \_\_\_ ① No health insurance at all ☐
- \_\_\_ ② Private health insurance only
- \_\_\_ ③ Public health insurance only
- \_\_\_ ④ Public health insurance and private insurance
- \_\_\_ (-8) Don't know

**HARDSOC1** 152. During the past 4 weeks, how much of the time has your physical health or emotional problems interfered with your social activities (like visiting friends, relatives, etc.)?

- |                            |                        |                          |
|----------------------------|------------------------|--------------------------|
| ___ ① None of the time     | ___ ④ Most of the time | <input type="checkbox"/> |
| ___ ② A little of the time | ___ ⑤ All of the time  |                          |
| ___ ③ Some of the time     | ___ (-8) Don't know    |                          |

※ Finally, let me ask you a few questions about the election poll.

**ESURVEYN** 153. Have you received a telephone, internet, or interview election poll request from 2022 to now? (Please exclude today's survey.)

- \_\_\_ ① Yes (*go to Question 153.1*) \_\_\_ ② No ☐

**ESURASK** 153.1 (*If yes*) How many times have you received?

- |                 |                          |                          |
|-----------------|--------------------------|--------------------------|
| ___ ① Once      | ___ ④ 7~9 times          | <input type="checkbox"/> |
| ___ ② 2~3 times | ___ ⑤ more than 10 times |                          |
| ___ ③ 4~6 times |                          |                          |

**ESURFRQ** 153.2 (*If yes*) How many times have you participated?

- |                 |                          |                          |
|-----------------|--------------------------|--------------------------|
| ___ ① None      | ___ ③ 4~6 times          | <input type="checkbox"/> |
| ___ ② Once      | ___ ④ 7~9 times          |                          |
| ___ ③ 2~3 times | ___ ⑤ more than 10 times |                          |

**ESURAGIN** 154. If you are selected to respond to election poll in the future, would you be willing to participate?

- \_\_\_ ① Yes \_\_\_ (-8) Don't know ☐
- \_\_\_ ② No



## 《The following questions are asked to the interviewers》

※ Please answer these questions right after the interview is completed with no respondents present.

INTID

155. INTERVIEWER ID: \_\_\_\_\_

INTDATM / INTDATD / INTDATE / INTAMP / INTBEGHR / INTBEGMI / INTENDHR / INTENDMI

156. Interview date and time

\_\_\_\_ Month \_\_\_\_ Date \_\_\_\_ Day

\_\_\_\_ a.m. \_\_\_\_ p.m. FROM: Hour \_\_\_\_ Minute \_\_\_\_ TO: Hour \_\_\_\_ Minute \_\_\_\_


ADMMETH

157. Who filled out this questionnaire?

- \_\_\_\_ (1) Interviewer did all  
 \_\_\_\_ (2) Respondent did all  
 \_\_\_\_ (3) Respondent did partially
- } (go to Q. 158)

☐

SELFFR1 / SELFTO1 / SELFFR2 / SELFTO2

157.1 (If respondent did it partially) Question numbers that were filled out by the respondent

FROM: Q \_\_\_\_ TO: Q \_\_\_\_ || FROM: Q \_\_\_\_ TO: Q \_\_\_\_

--	--	--	--	--	--	--	--	--	--

158. Were there any persons present during the interview? If so, who were those persons? Choose all that apply.

- |                               |                |   |
|-------------------------------|----------------|---|
| ____ (0) None                 | <b>WISPOUS</b> | ____ (3) Spouse/partner                                 |
| ____ (1) Children under age 6 | <b>WIADULT</b> | ____ (4) Other adults ( <i>excluding interviewers</i> ) |
| ____ (2) Children above age 6 | <b>WIINT</b>   | ____ (5) Interviewer accompanied                        |

(Accompanied interviewer's ID: \_\_\_\_\_)

--	--	--	--	--	--	--	--	--	--

WIBABY

WICHILD

RATTITD

159. What was the respondent's attitude during the interview?

- |                               |                                 |
|-------------------------------|---------------------------------|
| ____ (1) Very cooperative     | ____ (3) Not very cooperative   |
| ____ (2) Somewhat cooperative | ____ (4) Not cooperative at all |

☐

RUNDRSTU

160. How good was the respondent's understanding of the questions?

- |               |               |               |
|---------------|---------------|---------------|
| ____ (1) Good | ____ (2) Fair | ____ (3) Poor |
|---------------|---------------|---------------|

☐

EASYCON

161. How difficult was it to contact the respondent?

- |                             |                               |
|-----------------------------|-------------------------------|
| ____ (1) Very difficult     | ____ (3) Not very difficult   |
| ____ (2) Somewhat difficult | ____ (4) Not difficult at all |

☐

EASYINT

162. How difficult was it to conduct this interview with the respondent?

- |                             |                               |
|-----------------------------|-------------------------------|
| ____ (1) Very difficult     | ____ (3) Not very difficult   |
| ____ (2) Somewhat difficult | ____ (4) Not difficult at all |

☐



《Interviewer's Remarks for the Final Incomplete Survey》

※ This survey is to collect simple information about the interviews still not completed at the final round. Each interviewer should find out all answers as much as possible for the following questions without giving the respondent too much burden. In order for the Survey Research Center to make a final decision about the completeness/incompleteness of the interview, the following information is necessary.

CTRES 163. Has a contact made with a targeted household?  
 \_\_\_\_ (1) Yes (contact made) \_\_\_\_ (2) No (contact not made) (*go to Q. 164*) ☐

RESCF 163.1 Were you able to confirm who the respondent was?  
 \_\_\_\_ (1) Yes \_\_\_\_ (2) No (*go to Q.164*) ☐

**WHYNOINT**

163.2 What was the most important reason why the survey could not be completed?

- \_\_\_ (1) Visited at an inappropriate time (e.g. illness, child, in the middle of other businesses)
- \_\_\_ (2) Not interested in the survey
- \_\_\_ (3) Not familiar with the topics (e.g. experiencing a difficulty in answering about the topics)
- \_\_\_ (4) Thinking it was a waste of time
- \_\_\_ (5) Thinking it was a waste of money
- \_\_\_ (6) Did not want to give personal information
- \_\_\_ (7) Did not want a survey whatsoever (due to a strong refusal)
- \_\_\_ (8) Participated in surveys many times in the past
- \_\_\_ (9) Could not trust a survey
- \_\_\_ (10) Had bad experiences in surveys
- \_\_\_ (11) Did not like the topics
- \_\_\_ (12) Spouse, or members of family or household did not allow participation in the survey
- \_\_\_ (13) Did not want (or afraid) to have a stranger in the residence
- \_\_\_ (14) Other: \_\_\_\_\_

**NOINTSEX** 163.3 Was the respondent a man or a woman?  
 \_\_\_\_ (1) Man \_\_\_\_ (2) Woman

**AGEb** 163.4 Which of the following did the respondent's age correspond to?

___ (1) 20s (including 18 and 19)	___ (5) 60s
___ (2) 30s	___ (6) 70s
___ (3) 40s	___ (7) 80s
___ (4) 50s	___ (8) 90s or older

**INCOMER** 163.5 Did the respondent have a job that earned him/her an income?  
 \_\_\_\_ (1) Yes \_\_\_\_ (2) No ☐

**NOINTEDC** 163.6 What is the highest level of school respondent has attended?

___ (1) Elementary school or below	___ (4) Junior college (2-3 year college)	<input type="checkbox"/>
___ (2) Middle school	___ (5) University (4-year college)	
___ (3) High school	___ (6) Graduate school (master/doctoral degree)	

**NOINTSTR** 164. Which of the following types did the respondent's dwelling structure correspond to?

<input type="checkbox"/> (1) Freestanding house	<input type="checkbox"/> (3) Villa	<input type="checkbox"/> (5) Multi unit house	<input type="checkbox"/> (7) Office hotel
<input type="checkbox"/> (2) Apartment	<input type="checkbox"/> (4) Townhouse	<input type="checkbox"/> (6) One room/studio	<input type="checkbox"/> (77) Others: <input type="text"/>

**DOORLK**

164.1 Was there a door lock at the entrance to the respondent's household? (*A door lock refers to a locking device at a building entrance such as in an apartment that you can unlock it using an electronic key or by entering a password*)

\_\_\_\_ ① Yes                      \_\_\_\_ ② No

☐

**HUSTYP23** 164.2 Please check if any of the following are applicable.

<input type="checkbox"/> (1) Basement floor	<input type="checkbox"/> (4) Non-residential houses (stores, factories, etc.)	<input type="checkbox"/> (7) Mud hut
<input type="checkbox"/> (2) Semi-basement	<input type="checkbox"/> (5) Temporary building	<input type="checkbox"/> (8) Shanty
<input type="checkbox"/> (3) Rooftop house	<input type="checkbox"/> (6) Vinyl greenhouse	<input type="checkbox"/> (9) leasing apartment (permanent, public)
		<input type="checkbox"/> (-8) Not applicable



**HECONCLS** 165. What do you think is the economic status of the respondent's household?

\_\_\_\_ (1) Bottom of the bottom

\_\_\_\_ (3) Bottom of the middle

\_\_\_\_ (5) Bottom of the top

☐

\_\_\_\_ (2) Top of the bottom

\_\_\_\_ (4) Top of the middle

\_\_\_\_ (6) Top of the top



**《Interview Attempt Results Classification Codes》**

※ After the last interview is finished, please mark corresponding codes with “O” in the Interviewer’s Recording column.

		Detailed Codes	Interviewer’s Recording
Interviews		Interview completed	
No-interview	Refusal	Refusal, household member	
		Refusal, respondent	
		Break-off	
	Non-contact	Unable to enter building/reaching housing unit	
		Unable to reach household member living in the housing unit	
		Unable to reach the respondent as they have moved away, etc.	
	Other	Dead	
		Physically or mentally unable/incompetent	
	Language	Household-level language problem	
		Respondent language problem	
		Language competency insufficient for interview	
	Other		
Unknown eligibility, non-interview		Unknown if the targeted housing unit existed	
		Not attempted or worked although selected	
		Unable to reach/unsafe area	
		Unable to locate address	
		Unknown if eligible respondent was there	
		Household-level refusal	
		Other	
Not eligible		Not a housing unit	
		Not a housing unit: institution	
		Group quarters	
		Vacant housing unit	
		Regular, vacant residences	
		Seasonal/vacation/temporary residence	
		Household that consists of people who do not qualify as respondents	
		Other	



## 《Record of Visits to Sampled Household》

※ When the survey is completed, please mark “O” in the Completed column.

Number of visits	Visit Date	Completed	Reason for Incomplete	Scheduled Revisit Date	Accompanied Interviewer's ID
1	___Month ___Day ___Day of Week ___:___			___Month ___Day ___Day of Week ___:___	
2	___Month ___Day ___Day of Week ___:___			___Month ___Day ___Day of Week ___:___	
3	___Month ___Day ___Day of Week ___:___			___Month ___Day ___Day of Week ___:___	
4	___Month ___Day ___Day of Week ___:___			___Month ___Day ___Day of Week ___:___	
5	___Month ___Day ___Day of Week ___:___			___Month ___Day ___Day of Week ___:___	
6	___Month ___Day ___Day of Week ___:___			___Month ___Day ___Day of Week ___:___	
7	___Month ___Day ___Day of Week ___:___			___Month ___Day ___Day of Week ___:___	
8	___Month ___Day ___Day of Week ___:___			___Month ___Day ___Day of Week ___:___	
9	___Month ___Day ___Day of Week ___:___			___Month ___Day ___Day of Week ___:___	
10	___Month ___Day ___Day of Week ___:___			___Month ___Day ___Day of Week ___:___	

## 《Reason for Incomplete》

- ① Visited, but no one was there
- ② Household member was present, but no eligible respondent
- ③ Respondent or household member requested revisit
- ④ Respondent scheduled an interview date and time
- ⑤ Respondent unavailable at the scheduled time
- ⑥ Respondent refused to interview
- ⑦ Other household member refused to interview
- ⑧ Break-off in the middle of the interview (partially completed)
- ⑨ Other: \_\_\_\_\_



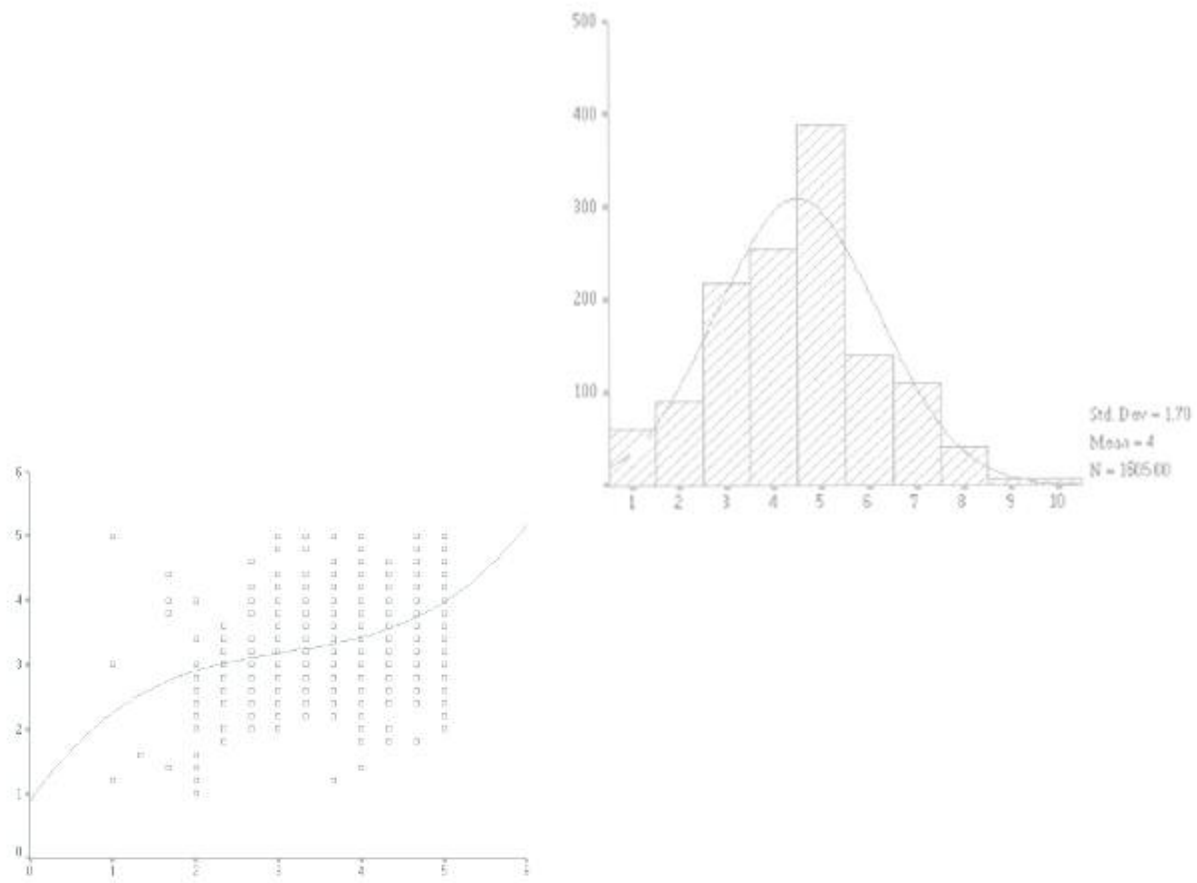
조사구 번호      가구 번호

			-		
--	--	--	---	--	--



# 2023 Korean General Social Survey

## [ 2023 KGSS ] Type B



Survey Research Center, Sungkyunkwan University

25-2, Seonggyungwan-ro, Jongno-gu, Seoul, Republic of Korea (03063)  
 (Tel.) + 82-2-760-1270 (Fax) + 82-050-2302-0102  
 (E-mail) kgss.src@gmail.com (Web) <http://kgss.skku.edu>



## Greetings

The Survey Research Center (SRC) at Sungkyunkwan University has been conducting the Korea General Social Survey (KGSS) since 2003. To date, the survey has engaged 20,841 respondents. It has been enormously supported by the collaboration of 116 professors and 2,797 students from universities across the country from 2003 to 2018. The KGSS has become an indispensable resource for studying Korean society domestically and internationally. It aims to provide comprehensive data for understanding Korean society and facilitating global comparative studies.

The 2023 KGSS includes questions on significant political, economic, and social issues in Korea, aspects of national identity from the International Social Survey (ISSP) conducted across 43 countries, a social network module from the East Asian Social Survey (EASS) involving four East Asian nations, and personal and social well-being module conducted in the European Social Survey (ESS).

Respondents are meticulously selected to ensure the sample accurately represents the Korean population. Our interviewers have approached you because you have been chosen as a respondent for this important study. Please make time in your busy schedule to participate. I would like to let you know that your responses will be treated with the utmost confidentiality.

Thank you.

June 2023  
Survey Research Center, Sungkyunkwan University  
Jibum Kim

Principal Investigator: Jibum Kim(Dept, of Sociology, Sungkyunkwan Univ)

Co-Principal Investigator: Jeong-han Kang(Dept, of Sociology, Yonsei Univ), Seok-ho Kim(Dept, of Sociology, Seoul National Univ), Changhwan Kim(Dept, of Sociology, University of Kansas), Wonho Park(Dept, of Political Science & International Relations, Seoul National Univ), Yun-Suk Lee(Dept, of Urban Sociology, University of Seoul), Seulgi Choi(KDI School of Public Policy and Management)

### Domestic Advisory Committee Members:

Seoul: Jaeyeol Yee, Chairman of the Advisory Committee(Dept, of Sociology, Seoul National Univ), Bongoh Kye, Dong-Joon Shin(Dept, of Sociology, Koomin Univ), Doo-Whan Kim(Dept, of Sociology, Duksung Women's Univ), Sun-Woong Kim(Dept, of Statistics, Dongguk Univ), Young-Won Kim(Dept, of Statistics, Sookmyung Women's Univ), Juyeon Kim(Dept, of Urban Sociology, University of Seoul), JoongBaeck Kim, Jae-ryong Song(Dept, of Sociology, Kyung hee Univ), Eun-hye Yoo(Dept, of Information Sociology, Soongsil Univ), Geon Lee(Dept, of Public Administration, Hanyang Univ), Min-Ah Lee(Dept, of Sociology, Chung-Ang Univ), Jaemook Lee(Dept, of Political Science and Diplomacy, Hankuk University of Foreign Studies), Dong-Kyun Im(Dept, of Sociology, Seoul National Univ), Ock Tae Kim(Korea National Open Univ), Chanung Park, Joon Han(Dept, of Sociology, Yonsei Univ), Myoung-Jin Lee, Jae-Mahn Shim(Dept, of Sociology, Korea Univ), Yongmo Lee(Dept, of Public Administration, Konkuk Univ), SetByol Choi, HyunSoo Kim(Dept, of Sociology, Ewha Womans Univ), Shang E. Ha(Dept, of Political Science and Diplomacy, Sogang Univ)

Gyeonggi-do: Indeok Song(Dept, of Media Communication, Joongbu Univ), Jun ok Shin(Dept, of Social Welfare, Sungkyul Univ), Heeju Shin(Dept, of Sociology, Catholic University of Korea), JeongHee Yeo(Dept, of Consumer Science, Inha Univ), Sangkil Yoon(Dept, of Visual Media Communication, Shinhan Univ), Ji Eun Han(Dept, of Social Welfare, Pyeongtaek Univ), Jung-in Kim(Dept, of Public Administration, Suwon Univ), Jong-Seok Byun(Dept, of applied Statistics, Hanshin Univ), Woo Hyun Yoo(Dept, of Media Communication, Incheon Univ), Seung-Eun Cha(Dept, of Child and Family Welfare, Suwon Univ), Jeong-Hwa Ho(Dept, of Sociology, Ajou Univ)

Gangwon-do: Han-Jin Eom(Dept, of Sociology, Hallym Univ), Tae Jeong Lee(Dept, of Economics, Yonsei Univ), Yeojin Kim(Dept, of Sociology, Kangwon Univ)

Chungcheong buk-do: JiHye Yeom(Dept, of Social Welfare, Jungwon Univ), Hae-Jin Lee(Dept, of Sociology, Chungbuk National Univ), Junghwan Lee(Dept, of Sociology, Cheongju Univ)

Chungcheong nam-do: Ju-Yul Lee(Dept, of Health Administration, Namseoul Univ), Junehyock Choi(Dept, of Media Communication, Soonchunhyang Univ), Myung-jin Hwang(Dept, of Sociology, Korea Univ), Sun-Jae Hwang(Dept, of Sociology, Chungnam National Univ), Wonjae Lee(Graduate School of Cultrue Technology), Hye-Kyung Lee(Dept, of Public Administration, Pai Chai Univ), Cheng Sun Park(Dept, of Public Administration, Korean National Police Univ)

Gyeongsang buk-do: Sung-Jin Ryu(Dept, of Media Communication, Deagu Univ), Jungkyu Park(Dept, of Psychology, Kyungpook National Univ), Hyoung-Jin Shin, Joo Eun Cho(Dept, of Sociology, Kyungpook National Univ), Woosuk Yun(Dept, of Police Administration, Keimyung Univ), Yongkyo Jung(Dept, of Sociology, Yeungnam Univ)

Gyeongsang nam-do: Heejae Kim(Dept, of Sociology, Pusan National Univ), Cheol Hyun Park(Dept, of Police Administration, Dong-eui Univ), Yoo-Jean Song, Sangwoo Yoon(Dept, of Sociology, Donga Univ), Dong-Gen Rui(Division of International and Area Studies, Pukyong National Univ), Gun-hyuk Lee(Dept, of Media Communication, Changwon National Univ), Sungkyun Lee(Dept, of Social Welfare, Ulsan Univ), Juho Kim(Dept, of Sociology, Gyeongsang National Univ), Dong-Wan Kim(Dept, of Sociology, Kyungnam Univ)

Jeollabuk-do: Dong-Hoon Seol, Jae-Woo Kim(Dept, of Sociology, Jeonbuk National Univ), Jong-Il Baek(Department of Big Data and Financial Statistics, WonKwang Univ)

Jeollanam-do: Youngtae Kim(Dept, of Politics and Meida, Mokpo National Univ), Julia Jiwon Shin(Dept, of Sociology, Chonnam National Univ), Seonil Cho(Dept, of Public Administration, Sunchon Nation Univ), Byoung-Kuen Jhee(Dept, of Political Science and Diplomacy, Chosun Univ)

Jeju-do: Hyun Choe(Dept, of Sociology, Jeju National Univ)



※ First, I'm going to ask you a few things about our society. (Please respond to the following questions by placing a check mark (✓) in the answer box that corresponds to your response.)

**HELPFUL** 1. Would you say that most of the time people try to be helpful, or that they are mostly just looking out for themselves?

- \_\_\_ ① Try to be helpful \_\_\_ (3) Depends  
\_\_\_ ② Just look out for themselves \_\_\_ (-8) Don't know

☐

**FAIR** 2. Do you think most people would try to take advantage of you if they got a chance, or would they try to be fair?

- \_\_\_ ① Would take advantage of you \_\_\_ (3) Depends  
\_\_\_ ② Would try to be fair \_\_\_ (-8) Don't know

☐

3. I am going to name some institutions in Korea. As far as the people running these institutions are concerned, would you say you have a great deal of confidence, only some confidence, or hardly any confidence at all in them?

	Probing	A great deal of confidence	Only some confidence	Hardly any confidence at all	Don't know
<b>CONBUS</b>	1) Major companies	___ ① ___	___ ② ___	___ ③ ___	___ (-8) ___
<b>CONCLERG</b>	2) Organized religion	___ ① ___	___ ② ___	___ ③ ___	___ (-8) ___
<b>CONEDUC</b>	3) Education	___ ① ___	___ ② ___	___ ③ ___	___ (-8) ___
<b>CONLABOR</b>	4) Organized labor	___ ① ___	___ ② ___	___ ③ ___	___ (-8) ___
<b>CONPRESS</b>	5) Newspaper	___ ① ___	___ ② ___	___ ③ ___	___ (-8) ___
<b>CONTV</b>	6) TV	___ ① ___	___ ② ___	___ ③ ___	___ (-8) ___
<b>CONMEDIC</b>	7) Medical field	___ ① ___	___ ② ___	___ ③ ___	___ (-8) ___
<b>CONGOVT</b>	8) Executive branch of the national government	___ ① ___	___ ② ___	___ ③ ___	___ (-8) ___
<b>CONLGOVT</b>	9) Local government	___ ① ___	___ ② ___	___ ③ ___	___ (-8) ___
<b>CONLEGIS</b>	10) Congress	___ ① ___	___ ② ___	___ ③ ___	___ (-8) ___
<b>CONJUDGE</b>	11) The Supreme Court	___ ① ___	___ ② ___	___ ③ ___	___ (-8) ___
<b>CONSCI</b>	12) Academia	___ ① ___	___ ② ___	___ ③ ___	___ (-8) ___
<b>CONARMY</b>	13) Military	___ ① ___	___ ② ___	___ ③ ___	___ (-8) ___
<b>CONFINAN</b>	14) Financial institutions	___ ① ___	___ ② ___	___ ③ ___	___ (-8) ___
<b>CONBLUHO</b>	15) Office of the president	___ ① ___	___ ② ___	___ ③ ___	___ (-8) ___
<b>CONCSO</b>	16) Civic Organizations	___ ① ___	___ ② ___	___ ③ ___	___ (-8) ___
<b>CONRCH</b>	17) Public opinion research centers	___ ① ___	___ ② ___	___ ③ ___	___ (-8) ___
<b>CONPROS</b>	18) Supreme Prosecutor's Office	___ ① ___	___ ② ___	___ ③ ___	___ (-8) ___
<b>CONSTAT</b>	19) Korea National Statistical Office	___ ① ___	___ ② ___	___ ③ ___	___ (-8) ___
<b>CONELEC</b>	20) National election commission	___ ① ___	___ ② ___	___ ③ ___	___ (-8) ___

**RELIABLE** 4. Generally, how trustful do you perceive this society to be? A score of 0 indicates a society that is hardly trustful, while a score of 10 indicates a society that is very trustful.

Hardly trustful	Very trustful	Don't know
-----------------	---------------	------------

\_\_\_0점 \_\_\_1점 \_\_\_2점 \_\_\_3점 \_\_\_4점 \_\_\_5점 \_\_\_6점 \_\_\_7점 \_\_\_8점 \_\_\_9점 \_\_\_10점 \_\_\_(-8)\_\_\_

**TOPPROB** 5. Which of these issues is the most important for Korea today?

---

**KRPROUD** 6. How proud are you of being South Korean?

- \_\_\_ ① Very proud \_\_\_ ③ Not very proud \_\_\_ (-8) Can't choose  
\_\_\_ ② Somewhat proud \_\_\_ ④ Not proud at all

☐



**HATOPSEX** 7. To what extent do you consider gender-based hatred (toward both men and women) to be a serious issue in Korean society?

- \_\_\_\_ ① Very serious  
 \_\_\_\_ ② Somewhat serious  
 \_\_\_\_ ③ Neither serious nor non-serious
- \_\_\_\_ ④ Not very serious  
 \_\_\_\_ ⑤ Not serious at all

**TRUEKOR** 8. Some people believe that anyone can become truly Korean through effort. Others argue that being truly Korean requires being born Korean. What is your position on this matter?

**A:** It is possible to become truly Korean through effort.

**B: A person has to be born Korean to be truly Korean.**

- ☐ ① I definitely agree with statement A
 ☐ ③ I agree more with statement B than with statement A  
☐ ② I agree more with statement A than with statement B
 ☐ ④ I definitely agree with statement B  
☐ (-8) Can't choose

**SEDISTAN** 9. Which country do you feel closest to among the following countries?

- \_\_\_\_ ① USA                      \_\_\_\_ ③ North Korea                      \_\_\_\_ ⑤ Russia  
 \_\_\_\_ ② Japan                      \_\_\_\_ ④ China                      \_\_\_\_ (-8) Don't know

**NORTHWHO** 10. What do you think North Korea is to us? Please choose one answer only among the following.

- \_\_\_ ① A country to support      \_\_\_ ③ A country to guard against    \_\_\_ (-8) Don't know  
\_\_\_ ② A country to cooperate with      \_\_\_ ④ A country to fight against

**UNIFI** 11. To what extent do you think the unification between South and North Korea is necessary?

- \_\_\_\_ ① Very necessary                      \_\_\_\_ ③ Somewhat unnecessary                      \_\_\_\_ (-8) Don't know  
 \_\_\_\_ ② Somewhat necessary                      \_\_\_\_ ④ Very unnecessary

**WARPOS** 12. How likely do you think there will be a war on the Korean peninsula in the future?

- \_\_\_\_ ① Very likely                      \_\_\_\_ ③ Not very likely                      \_\_\_\_ (-8) Don't know  
 \_\_\_\_ ② Somewhat likely                      \_\_\_\_ ④ Not likely at all

13. Looking at the list below, Please tell me what the two things are that Korea should do as its highest priority. Please respond with the two items in order of descending priority.

- |  |                             |
|--|-----------------------------|
| ① Maintain order in the nation                 | ③ Fight rising prices       |
| ② Give people more say in government decisions | ④ Protect freedom of speech |

**POSTMAT1** 1) First priority: \_\_\_\_\_ (–8) Can't choose

**POSTMAT2**    2) Second priority: \_\_\_\_\_ (–8) Can't choose

**CURGOV** 14. On the whole, how good do you think the current government is in administering state affairs?

- \_\_\_ ① Very good                      \_\_\_ ④ Somewhat poor  
\_\_\_ ② Somewhat good            \_\_\_ ⑤ Very poor  
\_\_\_ ③ Neither good nor poor     \_\_\_ (-8) Don't know

**PRTYID23** 15. Currently which political party do you support most?

## Probing

- \_\_\_\_ ① Democratic Party of Korea  
 \_\_\_\_ ② People Power Party  
 \_\_\_\_ ③ Justice Party  
 \_\_\_\_ ④ Jinbo Party  
 \_\_\_\_ ⑤ Basic Income Party  
 \_\_\_\_ (66) Other (Specify: \_\_\_\_\_)  
 \_\_\_\_ (77) None of these (*go to Question 15.1*)  
 \_\_\_\_ (-8) Don't know



**PRTYPR23** (If none of these)  
 15.1 If you do not actively support any party, is there a party you usually feel favorable toward?  
☐ ① Democratic Party of Korea ☐ ⑤ Basic Income Party  
☐ ② People Power Party ☐ (66) Other (Specify: \_\_\_\_\_)  
☐ ③ Justice Party ☐ (77) None of these (go to Question 15.1)  
☐ ④ Jinbo Party ☐ (-8) Don't know

**VOTE22** 16. Did you vote in the 8th Nationwide local election on June 1, 2022?  
☐ ① Voted ☐ ② Did not vote  
☐ (-8) Don't know ☐ (-1) Not eligible } (go to Question 17)

**VOTE221** 16.1 (If you have voted) Which party's candidate did you vote for at the time?  
☐ ① Democratic Party of Korea ☐ ⑤ Basic Income Party  
☐ ② People Power Party ☐ (66) Other (Specify: \_\_\_\_\_)  
☐ ③ Justice Party ☐ (77) None of these  
☐ ④ Jinbo Party ☐ (-8) Don't know

**PARTYLR** 17. To what degree do you think yourself politically liberal or conservative?  
☐ ① Very liberal ☐ ④ Somewhat conservative  
☐ ② Somewhat liberal ☐ ⑤ Very conservative  
☐ ③ Neither liberal nor conservative ☐ (-8) Don't know

**SATPOL** 18. How satisfied are you with the current state of politics in South Korea?  
☐ ① Very satisfied ☐ ④ Somewhat dissatisfied  
☐ ② Somewhat satisfied ☐ ⑤ Very dissatisfied  
☐ ③ Neither satisfied nor dissatisfied ☐ (-8) Don't know

**POLDECID** 19. Do you agree or disagree that when a competent politician emerges, it is better for the country to allow him or her to lead instead of people arguing with each other?  
☐ ① Agree (leave) ☐ (77) Other(Specify: \_\_\_\_\_)  
☐ ② Disagree (do not leave) ☐ (-8) Don't know

**ACTIFDIS** 20. What do you do when you have a complaint about society?  
☐ ① Consider this when voting in elections  
☐ ② File legal petitions, gather signatures, protest, strike, etc.  
☐ ③ In some cases, I can use illegal means  
☐ ④ Do nothing  
☐ (77) Other (Specify: \_\_\_\_\_)  
☐ (-8) Don't know

**RANK** 21. In our society there are groups which tend to be towards the top and groups which tend to be towards the bottom. Below is a scale that runs from top (10) to bottom (1). Where would you put yourself now on this scale?  
    
 ① ② ③ ④ ⑤ ⑥ ⑦ ⑧ ⑨ ⑩ (-8)

**FINREL05** 22. Compared to South Korean families in general, how far above or below the national average is your family income?  
☐ ① Far above average ☐ ④ Below average  
☐ ② Above average ☐ ⑤ Far below average  
☐ ③ Average ☐ (-8) Don't know



**PARSOL**

23. How is your current standard of living better or worse than your parents when they were your age?

\_\_\_ ① Much better                      \_\_\_ ④ Somewhat worse  
\_\_\_ ② Somewhat better                \_\_\_ ⑤ Much worse  
\_\_\_ ③ About the same                  \_\_\_ (-8) Don't know

☐

**KIDSOL06** 24. When your children reach the age you are now, what do you think their standard of living will be? Even if you don't have children, please answer the questions supposing that you have children.

<input type="checkbox"/> ① Much better	<input type="checkbox"/> ④ Somewhat worse	<input type="checkbox"/>
<input type="checkbox"/> ② Somewhat better	<input type="checkbox"/> ⑤ Much worse	
<input type="checkbox"/> ③ About the same	<input type="checkbox"/> (–8) Don't know	

**SATFIN**

25. How satisfied are you with the economic condition of your family?

___ ① Very satisfied	___ ④ Somewhat dissatisfied
___ ② Somewhat satisfied	___ ⑤ Very dissatisfied
___ ③ Neither satisfied nor dissatisfied	___ (-8) Don't know

☐

**FINPROS**

26. Within the next 10 years, do you think the financial situation of your household will be getting much better, somewhat better, about the same, somewhat worse, or much worse than now?

\_\_\_ ① Much better                      \_\_\_ ④ Somewhat worse

\_\_\_ ② Somewhat better                \_\_\_ ⑤ Much worse

\_\_\_ ③ About the same                  \_\_\_ (-8) Don't know

☐

27. How important do you think it is for getting ahead in life...

		Essential	Very important	Fairly important	Not very important	Not very important at all	Can't choose
<b>SUCDWLTH</b>	1) coming from a wealthy family	①	②	③	④	⑤	(-8)
<b>SUCDPAED</b>	2) having well-educated parents	①	②	③	④	⑤	(-8)
<b>SUCDEDUC</b>	3) having a good education background	①	②	③	④	⑤	(-8)
<b>SUCDAMBT</b>	4) having ambition	①	②	③	④	⑤	(-8)
<b>SUCDEFRT</b>	5) working hard	①	②	③	④	⑤	(-8)
<b>SUCDKNOW</b>	6) knowing the right people	①	②	③	④	⑤	(-8)
<b>SUCDPOL</b>	7) having political connections	①	②	③	④	⑤	(-8)
<b>SUCDBRIB</b>	8) giving bribes	①	②	③	④	⑤	(-8)
<b>SUCDRACE</b>	9) race	①	②	③	④	⑤	(-8)
<b>SUCDREL</b>	10) religion	①	②	③	④	⑤	(-8)
<b>SUCDSEX</b>	11) gender	①	②	③	④	⑤	(-8)

**ATTEND** 28. How often do you attend religious services?

___ ① A few times a week	___ ⑥ Once a year
___ ② Once a week	___ ⑦ Less than once a year
___ ③ Two or three times a month	___ ⑧ Never
___ ④ Once a month	___ (-8) Don't know
___ ⑤ Several times a year	

**RELIG** 29. What is your religion?

Probing	___ ① Buddhism	___ ④ No religion ( <i>go to Question 30</i> )
	___ ② Protestant	___ (77) Other (Specify: _____)
	___ ③ Catholic	

**RELITEN**

29.1 (*If you have a religion*) Do you call yourself a strong, or not a very strong follower of your religion?

\_\_\_ ① Strong                      \_\_\_ ③ Not very strong

\_\_\_ ② Somewhat                \_\_\_ (-8) Don't know

☐

**RETURNFM** 30. If given the opportunity, would you choose to move to the countryside and work as a farmer or fisherman?

\_\_\_ ① Yes, I would                      \_\_\_ (77) Other (Specify: \_\_\_\_\_)

\_\_\_ ② No, I wouldn't                    \_\_\_ (-8) Don't know



**RESIHOW** 31. How long have you been living in the same area (township/city district)?

\_\_\_ ① Since I was born      \_\_\_ ④ 3~4.99 years      \_\_\_ ⑦ 20~29.99 years

\_\_\_ ② Less than a year      \_\_\_ ⑤ 5~9.99 years      \_\_\_ ⑧ 30 years and more

\_\_\_ ③ 1~2.99 years      \_\_\_ ⑥ 10~19.99 years

**URBRURAL** 32. Which of the categories below comes closest to the type of place you are living in now?

Probing

\_\_\_ ① A big city      \_\_\_ ④ A country village

\_\_\_ ② The suburbs or outskirts of a big city      \_\_\_ ⑤ A secluded place

\_\_\_ ③ A small city or a town      \_\_\_ (-8) Don't know

**RESSECUR** 33. How would you describe the state of security in your neighborhood?

\_\_\_ ① Very safe      \_\_\_ ④ Unsafe

\_\_\_ ② Safe      \_\_\_ ⑤ Very unsafe

\_\_\_ ③ Neither safe nor unsafe

※ Next, I would like to ask about your use of digital devices, the Internet, and SNS.

34. To what extent do you agree or disagree with each of the following statements?

		Strongly disagree	Somewhat disagree	Neither agree nor disagree	Somewhat agree	Strongly agree	Not applicable
<b>DIGDAILY</b>	1) I feel uncomfortable in my daily life because I often have difficulty understanding or problems when using digital devices	___ ① ___	___ ② ___	___ ③ ___	___ ④ ___	___ ⑤ ___	___ (-1) ___
<b>DIGINTER</b>	2) I have not been properly adapted to the living services offered online (finance, shopping, administration, welfare, etc.)	___ ① ___	___ ② ___	___ ③ ___	___ ④ ___	___ ⑤ ___	___ (-1) ___
<b>DIGONLIN</b>	3) It is difficult to express my opinion because it is often to receive complaints about companies or public institutions through online windows	___ ① ___	___ ② ___	___ ③ ___	___ ④ ___	___ ⑤ ___	___ (-1) ___
<b>DIGINFOR</b>	4) I didn't get the information I needed because I didn't make good use of digital technology	___ ① ___	___ ② ___	___ ③ ___	___ ④ ___	___ ⑤ ___	___ (-1) ___

**INTRESTM/INTRESMN** 35. How much time do you spend on the Internet a day on average?

\_\_\_\_\_ Hours \_\_\_\_\_ Minutes \_\_\_\_ (00) None

(go to Question 38)

36. How often do you use the following Internet services?

		Almost everyday	2-4 times a week	About once a week	Less than once a week	None	Don't know
<b>INTMAIL16</b>	1) E-mail	___ ① ___	___ ② ___	___ ③ ___	___ ④ ___	___ ⑤ ___	___ (-8) ___
<b>INTSNS16</b>	2) SNS(Example: Kakaotalk, Twitter, Facebook, Instagram, etc.)	___ ① ___	___ ② ___	___ ③ ___	___ ④ ___	___ ⑤ ___	___ (-8) ___

**SNSTM/SNSMN** 36.1 (If Q.36(2) is not "None") How much time do you spend on SNS a day on average?

\_\_\_\_\_ Hours \_\_\_\_\_ Minutes

**REDINTER** 37. In the past 12 months, how often have you intentionally tried to reduce your Internet usage time?

\_\_\_ ① Everyday or almost everyday      \_\_\_ ⑤ Rarely

\_\_\_ ② Several times a week      \_\_\_ ⑥ Not at all

\_\_\_ ③ Several times a month      \_\_\_ (-8) Can't choose

\_\_\_ ④ Several times a year



- AIHUMAN** 38. When making major decisions in life, whose advice would you like to refer to, "AI" or "human"?
- \_\_\_ ① I would like to refer to AI's advice because AI makes optimal decisions based on various data and information ☐
- \_\_\_ ② In the end, I would like to seek advice from a trusted person because humans understand each other's minds well
- \_\_\_ (77) Other (Specify: \_\_\_\_\_)
- \_\_\_ (-8) Don't know

※ Now I'm going to ask you a few things about the government's role and policy.

- CHDOROLD** 39. There are two views on setting priorities among policies for children and the elderly for Korea's future. Which view is closer to yours?
- \_\_\_ ① Policies for children should take priority over policies for the elderly ☐
- \_\_\_ ② Policies for the elderly should take priority over policies for children
- \_\_\_ (77) Other (Specify: \_\_\_\_\_)
- \_\_\_ (-8) Don't know

- NUKPLT10B** 40. Which direction do you think our country's nuclear power development policy should go?

Probing

- \_\_\_ ① Reduce nuclear power      \_\_\_ ③ Expand nuclear power ☐
- \_\_\_ ② Stay at the current level of nuclear power      \_\_\_ (-8) Don't know

41. Listed below are various areas of government spending. Please show whether you would like to see more or less government spending in each area. Remember that if you say "much more", it might require a tax increase to pay for it.

		Spend much more	Spend more	Spend the same as now	Spend less	Spend much less	Can't choose
<b>GOVSPD1</b>	1) The environment	___ ① ___	___ ② ___	___ ③ ___	___ ④ ___	___ ⑤ ___	___ (-8) ___
<b>GOVSPD2</b>	2) Health	___ ① ___	___ ② ___	___ ③ ___	___ ④ ___	___ ⑤ ___	___ (-8) ___
<b>GOVSPD3</b>	3) Public safety	___ ① ___	___ ② ___	___ ③ ___	___ ④ ___	___ ⑤ ___	___ (-8) ___
<b>GOVSPD4</b>	4) Education	___ ① ___	___ ② ___	___ ③ ___	___ ④ ___	___ ⑤ ___	___ (-8) ___
<b>GOVSPD5</b>	5) The military and defence	___ ① ___	___ ② ___	___ ③ ___	___ ④ ___	___ ⑤ ___	___ (-8) ___
<b>GOVSPD6</b>	6) Old age pensions	___ ① ___	___ ② ___	___ ③ ___	___ ④ ___	___ ⑤ ___	___ (-8) ___
<b>GOVSPD7</b>	7) Unemployment benefits	___ ① ___	___ ② ___	___ ③ ___	___ ④ ___	___ ⑤ ___	___ (-8) ___
<b>GOVSPD8</b>	8) Culture and the arts	___ ① ___	___ ② ___	___ ③ ___	___ ④ ___	___ ⑤ ___	___ (-8) ___

- INDDIFF** 42. Please indicate the extent to which you agree to each of the statements below.

If somebody is badly off, this is due to

his/her own efforts or abilities										socio-political institutions
___ ① ___	___ ② ___	___ ③ ___	___ ④ ___	___ ⑤ ___	___ ⑥ ___	___ ⑦ ___	___ ⑧ ___	___ ⑨ ___	___ ⑩ ___	



43. To what extent do you agree or disagree with each of the following statements?

		Strongly disagree	Fairly disagree	Somewhat disagree	Neither agree nor disagree	Somewhat agree	Fairly agree	Strongly agree
SEXROLE123	1) It is more important for a wife to help her husband's career than to pursue her own career	___①___	___②___	___③___	___④___	___⑤___	___⑥___	___⑦___
PATRACH123	2) The authority of father in a family should be respected under any circumstances	___①___	___②___	___③___	___④___	___⑤___	___⑥___	___⑦___
PATRACH223	3) Children must make efforts to do something that would bring honor to their parents	___①___	___②___	___③___	___④___	___⑤___	___⑥___	___⑦___
PATRACH523	4) To continue the family line, one must have at least one son	___①___	___②___	___③___	___④___	___⑤___	___⑥___	___⑦___
PATRACH723	5) One must put familial well-being and interest before one's own	___①___	___②___	___③___	___④___	___⑤___	___⑥___	___⑦___

44. How much do you disagree or agree with each of these statement?

		Strongly disagree	Fairly disagree	Somewhat disagree	Neither agree nor disagree	Somewhat agree	Fairly agree	Strongly agree
AUTHORT4	1) What our country really needs is executing laws more strictly rather than guaranteeing the human rights widely	___①___	___②___	___③___	___④___	___⑤___	___⑥___	___⑦___
AUTHORT7	2) What your country needs the most are orderly citizens who follow national leaders' guidance	___①___	___②___	___③___	___④___	___⑤___	___⑥___	___⑦___

※ Now we're going to ask you about your attitude towards life.

45. Please indicate the extent to which you agree or disagree to each of the following statements about your thinking or feeling at ordinary times.

		Strongly disagree	Disagree	Neither agree nor disagree	Agree	Strongly agree
OTHERS1	1) I feel sympathetic and become anxious when I see someone who is not happier than me	___①___	___②___	___③___	___④___	___⑤___
OTHERS2	2) I feel like to protect when I see somebody who is exploited sometimes	___①___	___②___	___③___	___④___	___⑤___

46. To what extent do you agree or disagree with following statements about life?

		Strongly agree	Agree	Neither agree nor disagree	Disagree	Strongly disagree	Can't choose
GOODDEED	1) In life, you are blessed when you do good and punished when you do evil	___①___	___②___	___③___	___④___	___⑤___	___(-8)___
LUCKEFFO	2) Luck is more important than effort in life	___①___	___②___	___③___	___④___	___⑤___	___(-8)___

CONFULIV 47. Do you think you live a Confucian way of life?

\_\_\_ ① Yes (*go to Question 47.1*) \_\_\_ ② No \_\_\_ (-8) Don't know☐



47.1 You have answered that you live a Confucian life. Tell us whether the following choices are your reasons for living a Confucian life.

		Yes	No
<b>FAMRESPO</b>	1) I feel a responsibility toward my family	①	②
<b>CONFUKOR</b>	2) I regard Confucian values as part of Korean identity	①	②
<b>CONFURIT</b>	3) I place value on Confucian rituals and actions in my life	①	②
<b>ANCEDUTY</b>	4) I feel an obligation towards my ancestors	①	②
<b>CONFUETH</b>	5) Confucian values are moral standards for life	①	②

**RITGRV23** 48. How many times do you conduct rites for the spirits of your deceased family members (ancestors) at their grave side (cremation memorial)? (Example: performing ancestral rituals, offering prayers, burning incense, offering food and/or wine.)

- \_\_\_\_ ① Once per year                      \_\_\_\_ ④ Five or more times per year  
 \_\_\_\_ ② Twice per year                    \_\_\_\_ ⑤ Never  
 \_\_\_\_ ③ Three or four times per year      \_\_\_\_ (-8) Don't know

49. Do you think it is wrong or not wrong if...?

		Always wrong	Almost always wrong	wrong only sometimes	Not wrong at all	Can't choose
<b>SEXATT1</b>	1) a man and a woman have sexual relations before marriage	①	②	③	④	(-8)
<b>SEXATT2</b>	2) a married person having sexual relations with someone other than his or her husband or wife	①	②	③	④	(-8)
<b>SEXATT3</b>	3) sexual relations between two adults of the same sex	①	②	③	④	(-8)

50. To what extent do you agree or disagree with each of the following statements?

		Strongly agree	Agree	Neither agree nor disagree	Disagree	Strongly disagree	Can't choose
<b>MYTH218</b>	1) Some fortune tellers really can foresee the future	①	②	③	④	⑤	(-8)
<b>MYTH518</b>	2) The Four Pillars(saju) determines a person's life	①	②	③	④	⑤	(-8)

**LIFESAT** 51. All things considered, how satisfied are you with your life as a whole these days?

Very satisfied	←	→	Very dissatisfied
①	②	③	④

52. Do you agree or disagree with each of the statements about suicide?

		Yes	No	Don't know
<b>Probing</b>	<b>If someone is . . . then that person has the right to commit suicide.</b>			
<b>SUICIDE131</b>	1) suffering incurable disease	①	②	(-8)
<b>SUICIDE132</b>	2) bankrupt	①	②	(-8)
<b>SUICIDE133</b>	3) dishonoring the family	①	②	(-8)
<b>SUICIDE134</b>	4) tired of living and wants to die	①	②	(-8)



※ The following will be questions on the election poll.

53. To what extent do you agree or disagree with each of the following statements?

		Strongly disagree	Mostly disagree	Somewhat disagree	Neither disagree nor agree	Somewhat agree	Mostly agree	Strongly agree
EPOLLENJY	1) I really enjoy responding to questionnaires through the Internet	___ ① ___	___ ② ___	___ ③ ___	___ ④ ___	___ ⑤ ___	___ ⑥ ___	___ ⑦ ___
EPOLLINTE	2) I really enjoy being interviewed for an election poll	___ ① ___	___ ② ___	___ ③ ___	___ ④ ___	___ ⑤ ___	___ ⑥ ___	___ ⑦ ___
EPOLLIMPO	3) Election polls are interesting in themselves	___ ① ___	___ ② ___	___ ③ ___	___ ④ ___	___ ⑤ ___	___ ⑥ ___	___ ⑦ ___
EPOLLSOCI	4) Election polls are important for society	___ ① ___	___ ② ___	___ ③ ___	___ ④ ___	___ ⑤ ___	___ ⑥ ___	___ ⑦ ___
EPOLLUSEF	5) A lot can be learned from information collected through election polls	___ ① ___	___ ② ___	___ ③ ___	___ ④ ___	___ ⑤ ___	___ ⑥ ___	___ ⑦ ___
EPOLLTIME	6) Completing election polls is a waste of time	___ ① ___	___ ② ___	___ ③ ___	___ ④ ___	___ ⑤ ___	___ ⑥ ___	___ ⑦ ___
EPOLLREQU	7) I receive far too many requests to participate in election polls	___ ① ___	___ ② ___	___ ③ ___	___ ④ ___	___ ⑤ ___	___ ⑥ ___	___ ⑦ ___
EPOLLPRIV	8) Election polls are an invasion of privacy	___ ① ___	___ ② ___	___ ③ ___	___ ④ ___	___ ⑤ ___	___ ⑥ ___	___ ⑦ ___
EPOLLTIRD	9) It is exhaustive to answer so many questions in a election poll	___ ① ___	___ ② ___	___ ③ ___	___ ④ ___	___ ⑤ ___	___ ⑥ ___	___ ⑦ ___

POLLRELI 54. To what extent do you think the results of election polls published in newspapers or broadcasts are reliable or unreliable?

\_\_\_ ① Very reliable                      \_\_\_ ③ Somewhat unreliable                      \_\_\_ (-8) Don't know ☐

\_\_\_ ② Somewhat reliable                      \_\_\_ ④ Very unreliable

POLLATT4 55. During election cycles, many media outlets run the results of polls. When you are voting, how much do you rely on such information?

\_\_\_ ① A great deal                      \_\_\_ ③ Not so much                      \_\_\_ (-8) Don't know ☐

\_\_\_ ② Somewhat                      \_\_\_ ④ Not at all

SAMPTHOUB 56. Do you think that asking a 1,000 people across the country provides an accurate representation of overall public opinion, or do you believe it does not?

\_\_\_ ① I believe it provides an accurate representation.                      \_\_\_ (-8) Don't know ☐

\_\_\_ ② I do not believe it provides an accurate representation.

POLLWRRY 57. How concerned are you about personal information when you participate in an election poll?

\_\_\_ ① Very concerned                      \_\_\_ ③ Not very concerned ☐

\_\_\_ ② Somewhat concerned                      \_\_\_ ④ Not concerned at all

POLLNEUT 58. To what extent do you think the institution conducting election polls is politically neutral?

\_\_\_ ① Very neutral                      \_\_\_ ③ Not that neutral ☐

\_\_\_ ② Somewhat neutral                      \_\_\_ ④ Not neutral at all



※ Next I'd like to ask you about your family

59. I would like to ask about your relationship with your family members. Family members include those living in your house, living somewhere else, and those who are not blood-related to you but live in your house. Please answer the following questions accordingly.

Probing

*(Write down the person's relationship to the respondent first, then ask person's sex, age, marital status, etc. in order. Make sure to ask about everyone mentioned in question 63, 64, and 65.)*

- 1) Relation to respondent
- 2) Is [PERSON] male or female?
- 3) How old is [PERSON]?
- 4) Is [PERSON] now married, widowed, divorced, separated, never married, or cohabiting?
- 5) Is [PERSON] living in your house, or is [PERSON] temporarily living elsewhere?
- 6) *(If [PERSON] is temporarily staying elsewhere)* What is the primary reason for temporarily staying somewhere else?
- 7) Is [PERSON] currently working for pay?
- 8) *(If not working)* What is the primary reason for not working?

Family no.	1) Relation to respondent		2) Sex		3) Age		4) Marital status		5) Cohabitation status				7) Employment status			
	Relation	Code	① M	② F	Year	Month	Status	Code	① Cohabiting	② Living somewhere else	6) Reason for living somewhere else		① Employed	② Not employed	8) Reason for not working	
											Reason	Code			Reason	Code
1	RELATE		SEX		AGE		MARITAL		AWAY		WHYAWY		EMPTY		WHYNOE	
2	RELATE2		GENDER2		OLD2		MAR2		AWAY2		WHYAWY2		EMPTY2		WHYNOE2	
3	RELATE3		GENDER3		OLD3		MAR3		AWAY3		WHYAWY3		EMPTY3		WHYNOE3	
4	RELATE4		GENDER4		OLD4		MAR4		AWAY4		WHYAWY4		EMPTY4		WHYNOE4	
5	RELATE5		GENDER5		OLD5		MAR5		AWAY5		WHYAWY5		EMPTY5		WHYNOE5	
6	RELATE6		GENDER6		OLD6		MAR6		AWAY6		WHYAWY6		EMPTY6		WHYNOE6	
7	RELATE7		GENDER7		OLD7		MAR7		AWAY7		WHYAWY7		EMPTY7		WHYNOE7	
8	RELATE8		GENDER8		OLD8		MAR8		AWAY8		WHYAWY8		EMPTY8		WHYNOE8	
9	RELATE9		GENDER9		OLD9		MAR9		AWAY9		WHYAWY9		EMPTY9		WHYNOE9	
10	RELATE10		GENDER10		OLD10		MAR10		AWAY10		WHYAWY10		EMPTY10		WHYNOE10	

《CODE LISTS》

1) Relation to respondent			4) Marital status	6) Reasons for living elsewhere	8) Reasons for not working	
(01) Respondent	(11) Grandchildren	(21) Parent's siblings	① Married	(01) Schooling	(01) Under the schooling age	(11) Looking for employment
(02) Spouse	(12) Grandchildren's spouse	(22) Friend	② Widowed	(02) Employment	(02) Schooling	(12) Studying
(03) 1st child	(13) Parents	(23) Boarder	③ Divorced	(03) Military service	(03) Housework	(13) Enlistment
(04) 2nd child	(14) Spouse's parents	(24) Housekeeper	④ Separated	(04) Respondent's schooling	(04) Old age	(14) Business failure
(05) 3rd child	(15) Siblings	(25) Partner	⑤ Never married	(05) Respondent's employment	(05) Illness	(15) No plans for getting employed
(06) 4th child	(16) Spouse's siblings	(26) Caregiver	⑥ Cohabiting	(77) OTHER (SPECIFY: _____)	(06) Disabled	(16) Preparing to get married
(07) 5th child	(17) Grandparents	(77) OTHER (SPECIFY: _____)			(07) Temporarily not working	(17) Religious reasons
(08) 6th child	(18) Nephew/Niece				(08) Unemployed	(18) To look after family
(09) 7th child	(19) Cousins				(09) Retired	(19) Has no ability to get employed
(10) Children's spouse	(20) Sibling's spouse				(10) Retired under the age limit	(77) OTHER (SPECIFY: _____)



HHWHO / HDHEAD / HHSEX / HHAGE / HHMARI / HHAWAY / HHWHYAWY / HHEMPLY / HHWHYNOE  
60. Who is the household head?

Probing

SERIAL NUMBER: \_\_\_\_\_

FBIRTHPL/  
MBIRTHPL

61. In what country were your parents born?

• Father: \_\_\_\_\_

• Mother: \_\_\_\_\_

KIDNUM10

62. How many children (sons and daughters) have you had? Please include those who are living together with you or not and also include those who were born by natural birth or who were adopted (Don't include, however, those who are deceased).

• Total number of children: \_\_\_\_\_ (00) None

HOMPOP

63. How many family members, including yourself, live at your residence? Do not include those who are temporarily living elsewhere due to schooling, employment, military service, etc.

Probing

• Number of family members living with respondent: \_\_\_\_\_

SEPAPOP

64. Are there any family members who are living somewhere else due to schooling, employment, military service, etc.? (If there are) How many such persons are there?

Probing

• Number of family members living away from respondent: \_\_\_\_\_ (00) None

UNRELAT

65. How many persons live in your house who are not your family members (e.g., friends, partner, etc.)?

Probing

• Number of non-family members living with respondent: \_\_\_\_\_ (00) None

SPOSHLTH23 66. (If you have a spouse), How is your spouse's health like in general?

\_\_\_ ① Very good

\_\_\_ ④ Neither good nor bad

\_\_\_ ② Somewhat good

\_\_\_ ⑤ Bad

\_\_\_ ③ Good

\_\_\_ (-8) Can't choose

FAMILY16

67. Did you live with your birth father and mother when you were 16? If not, who did you live with? If you got married or left the house at 16, please respond how you were like before you did so.

\_\_\_ ① Birth mother and birth father  
(go to Question 68)

\_\_\_ ⑥ Other male relatives (Specify: \_\_\_\_\_)

\_\_\_ ② Birth father and stepmother

\_\_\_ ⑦ Other female relatives (Specify: \_\_\_\_\_)

\_\_\_ ③ Birth mother and stepfather

\_\_\_ ⑧ Male and female relatives (e.g.: aunt, uncle, grandparents)

\_\_\_ ④ Only with birth father

\_\_\_ (77) Other (Specify: \_\_\_\_\_)

\_\_\_ ⑤ Only with birth mother

WHYNOTPA23

67.1 What is the reason that you did not live with your birth mother or birth father?

\_\_\_ ① One or both of them passed away

\_\_\_ ② They got divorced or split-up

\_\_\_ ③ Because of father's or mother's workplace

\_\_\_ ④ One or both of them were sick

\_\_\_ (77) Other (Specify: \_\_\_\_\_)

\_\_\_ (-8) Don't know

PAINDUS / PAIND08 / PAIND16A / PAIND16B / PAISCO88 / PAISCO08 / PAOCC16A / PAOCC16B / PAOCC16C / PAOCC16D / PAOCC16E  
68. In what industry did your father work in when you were 16? Please be as specific as possible.

Probing

68.1 Industry: \_\_\_\_\_

68.2 Occupation: \_\_\_\_\_

68.3 Job description: \_\_\_\_\_

\_\_\_ (-1) Father passed away before 16



※ Now, I would like to ask you about the education you and your family members have received.

EDUC

69. What is the highest level of school you have attended?

Probing (00) NO FORMAL SCHOOL (08) OTHERS (e.g. Seodang, Hanhak) ↓	(01) Elementary school (02) Junior high school (03) High school	(04) Junior college (Two or three-year course) (05) College (Four-year course) (06) Graduate school (Master's) (07) Graduate school (PhD) ↓	
	<b>GRADUATE</b> 69.1 Did you graduate from this school, or are you currently attending? (1) Graduated (2) Dropped out ↓ (3) Currently attending ↓		
	↓	<b>DROPYR</b> 69.2 In what grade did you drop out? _____ GRADE	<b>CURRYR</b> 69.3 What grade are you in? _____ GRADE

SPEDUC

70. What is the highest level of school your spouse have attended?

Probing (-1) NO SPOUSE (00) NO FORMAL SCHOOL (08) OTHERS (e.g. Seodang, Hanhak) ↓	(01) Elementary school (02) Junior high school (03) High school	(04) Junior college (Two or three-year course) (05) College (Four-year course) (06) Graduate school (Master's) (07) Graduate school (PhD) ↓	
	<b>SPGRAD</b> 70.1 Did your spouse graduate from this school, or is spouse currently attending? (1) Graduated (2) Dropped out ↓ (3) Currently attending ↓		
	↓	<b>SPDROPYR</b> 70.2 In what grade did your spouse drop out? _____ GRADE	<b>SPCURRYR</b> 70.3 What grade is your spouse in? _____ GRADE

PAEDUC

71. What is the highest level of school your father have attended?

Probing (00) NO FORMAL SCHOOL (08) OTHERS (e.g. Seodang, Hanhak) (-8) Don't know ↓	(01) Elementary school (02) Junior high school (03) High school	(04) Junior college (Two or three-year course) (05) College (Four-year course) (06) Graduate school (Master's) (07) Graduate school (PhD) ↓	
	<b>PAGRAD</b> 71.1 Did he graduate from this school, or is he currently attending? (1) Graduated (2) Dropped out ↓ (3) Currently attending ↓		
	↓	<b>PADROPYR</b> 71.2 In what grade did he drop out? _____ GRADE	<b>PACURRYR</b> 71.3 What grade is he in? _____ GRADE

MAEDUC

72. What is the highest level of school your mother has attended?

Probing (00) NO FORMAL SCHOOL (08) OTHERS (e.g. Seodang, Hanhak) (-8) Don't know ↓	(01) Elementary school (02) Junior high school (03) High school	(04) Junior college (Two or three-year course) (05) College (Four-year course) (06) Graduate school (Master's) (07) Graduate school (PhD) ↓	
	<b>MAGRAD</b> 72.1 Did she graduate from this school, or is she currently attending? (1) Graduated (2) Dropped out ↓ (3) Currently attending ↓		
	↓	<b>MADROPYR</b> 72.2 In what grade did she drop out? _____ GRADE	<b>MACURRYR</b> 72.3 What grade is she in? _____ GRADE



※ Next, I am going to ask about your job in detail.

INCMR

73. Do you have a job that provides income?

<p>____ ① Yes <input checked="" type="checkbox"/></p>		<p>____ ② No <input checked="" type="checkbox"/></p>	
<p><b>EMPED</b> 73.1 Do you work for someone else?</p> <p>____ ① Yes <input checked="" type="checkbox"/></p> <p><b>WGSTAT</b> 73.2 What is your employment status? ____ ① Regular employee ____ ② Temporary employee ____ ③ Day labor</p> <p><b>WGPTFL</b> 73.3 Are you working part time or full time? ____ ① Part-time ____ ② Full-time</p> <p><b>WGWKHR</b> 73.4 How many hours a week do you work on average? ____ Hours ____ (-8) Don't know</p> <p><b>WGSTAB</b> 73.5 Is it possible to keep this job as long as you want? ____ ① Yes ____ ② No</p> <p><b>WGSECT</b> 73.6 Are you employed by the government, a publicly owned firm, a private firm, or a non-profit organization? ____ ① Government ____ ② Publicly owned firm ____ ③ Private firm ____ ④ Non-profit organization</p> <p><b>WGUNN</b> 73.7 Are you a union member? ____ ① Yes ____ ② No (ask Q. 73.7.1)</p> <p><b>WGUNNP</b> (If not union member) 73.7.1 Were you a member of trade union before? ____ ① Yes ____ ② No</p> <p><b>WGNOEMP</b> 73.8 How many people are working in your company? Please don't count people working in the headquarters or branches located in other area, and include part-time workers, too, in your company.</p> <p>➡ ➡ ➡</p>		<p>____ ② No <input checked="" type="checkbox"/></p> <p><b>SFSTAT</b> 73.10 If not employed, are you working for the family, self-employed with no employees, or self-employed with employees? ____ ① Working for family without being paid ____ ② Self-employed with no employees ____ ③ Self-employed with employees (go to Q. 73.10.1)</p> <p><b>SFNOHI</b> (If self-employed with employees) 73.10.1 How many employees do you employ? NUMBER OF EMPLOYEES: ____</p> <p><b>SFPTFL</b> 73.11 Are you working part time or full time? ____ ① Part-time ____ ② Full-time</p> <p><b>SFWKHR</b> 73.12 How many hours a week do you work on average? ____ Hours ____ (-8) Don't know</p> <p><b>SFTENYR / SFTENMO</b> 73.13 How long have you worked at your current job? ____ Years ____ Months</p> <p>➡</p> <p>____ (01) 1~4 ____ (06) 100~299 ____ (02) 5~9 ____ (07) 300~499 ____ (03) 10~19 ____ (08) 500~999 ____ (04) 20~49 ____ (09) 1,000+ ____ (05) 50~99 ____ (-8) Don't know</p> <p><b>WGTEYR / WGTENMO</b> 73.9 How long have you worked at your current job? ____ Years ____ Months</p> <p>➡</p>	
<p><b>NUMSUP</b> 73.14.1 How many subordinates do you have in your workplace whom you manage and supervise? ____ persons (If not have, go to Q. 73.15)</p> <p><b>EMSUBO</b> 73.14.2 Do you have any subordinates in your workplace whom you "directly" manage and supervise? ____ ① Yes ____ ② No ____ (-8) Don't know</p> <p><b>RINCOMO / RINCOME</b> 73.15 Before taxes and other deductions, what is your total monthly average income from this job? This includes your base pay, bonuses, and other allowances. (If the respondent does not have a regular monthly income (e.g. farmer), then divide the estimated annual income by 12.) About: ____ MAN (10,000) WON (CODE NO.: ____ ) ____ (-8) Don't know</p> <p><b>RXTINC / RXTINCO / RXTINCM</b> 73.16 Beside income from your main job, do you have other sources of income? This includes interest or dividends, rent, social security, other pensions, alimony or child support, public aid (welfare), and armed forces or veteran's allotment. If any, what is your monthly average income? ____ ① Yes ____ ② No (go to Q. 74) <input checked="" type="checkbox"/></p> <p><b>Other Monthly Average Income:</b> ____ MAN (10,000) WON (CODE NO.: ____ ) ____ (-8) Don't know</p>		<p><b>UNSRCH</b> 73.17 Over the last 7 days, did you actively look for a job? ____ ① Yes ____ ② No</p> <p><b>UNXTINC</b> 73.18 Do you have any sources of income? This includes interest or dividends, rent, social security, other pensions, alimony or child support, public aid (welfare), and armed forces or veteran's allotment. If any, what is your monthly average income? ____ ① Yes ____ ② No (go to Q. 73.19) <input checked="" type="checkbox"/></p> <p><b>UNXTINCO / UNXTINCM</b> <b>Monthly Average Income:</b> ____ MAN (10,000) WON (CODE NO.: ____ ) ____ (-8) Don't know</p> <p><b>UNWKEX</b> 73.19 Have you ever had a paid job? ____ ① Yes ____ ② No (go to Q. 75)</p> <p><b>UNSTAT</b> 73.20 What type of job did you have at recent time? ____ ① Worked for government ____ ② Worked for publicly owned firm ____ ③ Worked for private firm ____ ④ Worked for non-profit organization ____ ⑤ Worked for family without being paid ____ ⑥ Self-employed with no employees ____ ⑦ Self-employed with employees (ask Q. 73.20.1)</p> <p><b>UNNOHI</b> (If you were self-employed with employees) 73.20.1 How many employees did you employ? NUMBER OF EMPLOYEES: ____ ____ (-8) Don't know</p> <p><b>UNSUBO</b> 73.21 Did you have any subordinates in your workplace whom you directly managed and supervised? ____ ① Yes ____ ② No</p> <p><b>UNWKHR</b> 73.22 How many hours a week did you work on average? ____ Hours ____ (-8) Don't know</p>	

INDUSTRY / INDUS08 / INDUS16A / INDUS16B / OCC / OCC08 / OCC16A / OCC16B / OCC16C / OCC16D / OCC16E

74. What kind of work do you normally do? What do you actually do in that job? If currently not working, tell me about your last job.

Probing

74.1 Industry: \_\_\_\_\_

74.2 Occupation: \_\_\_\_\_

74.3 Job description: \_\_\_\_\_



※ Next, I am going to ask about your spouse's main job.

SPINCMR 75. Does your spouse have a job that provides income? \_\_\_\_\_ (-1) NO SPOUSE (go to Q. 77)

<div style="border: 1px solid black; padding: 2px; margin-bottom: 5px;">Probing</div> <div style="text-align: right; margin-bottom: 5px;">_____ ① Yes <input type="checkbox"/></div> <p><b>SPEMPED</b> 75.1 Does your spouse work for someone else?</p> <div style="text-align: right; margin-bottom: 5px;">_____ ① Yes <input type="checkbox"/></div> <p><b>SPWGSTAT</b> 75.2 What is your spouse's employment status?          _____ ① Regular employee          _____ ② Temporary employee          _____ ③ Day labor</p> <p><b>SPWGPFTL</b> 75.3 Is your spouse working part time or full time?          _____ ① Part-time _____ ② Full-time</p> <p><b>SPWGWKHR</b> 75.4 How many hours a week does your spouse work on average?          _____ Hours _____ (-8) Don't know</p> <p><b>SPWGSTAB</b> 75.5 Is it possible for your spouse to keep this job as long as s/he wants?          _____ ① Yes _____ (-8) Don't know          _____ ② No</p> <p><b>SPWGSECT</b> 75.6 Is your spouse employed by the government, a publicly owned firm, a private firm, or a non-profit organization?          _____ ① Government          _____ ② Publicly owned firm          _____ ③ Private firm          _____ ④ Non-profit organization</p> <p><b>SPWGUNN</b> 75.7 Is your spouse a union member?          _____ ① Yes          _____ ② No (ask Q. 75.7.1)</p> <p><b>SPWGUNNP</b> (If not union member)          75.7.1 Was your spouse a member of trade union before?          _____ ① Yes _____ ② No</p> <div style="text-align: right; margin-top: 5px;"> <input type="checkbox"/> <input type="checkbox"/> <input type="checkbox"/> </div>	<div style="text-align: right; margin-bottom: 5px;">_____ ② No <input type="checkbox"/></div> <p><b>SPSFSTAT</b> 75.9 If not employed, is your spouse working for the family, self-employed with no employees, or self-employed with employees?          _____ ① Working for family without being paid          _____ ② Self-employed with no employees          _____ ③ Self-employed with employees          (ask Q. 75.9.1)</p> <p><b>SPSFNOHI</b> (If self-employed with employees)          75.9.1 How many employees does your spouse employ?          NUMBER OF EMPLOYEES: _____</p> <p><b>SPSFPTFL</b> 75.10 Is your spouse working part time or full time?          _____ ① Part-time _____ ② Full-time</p> <p><b>SPSFWKHR</b> 75.11 How many hours a week does your spouse work on average?          _____ Hours          _____ (-8) Don't know</p> <div style="border: 1px solid black; padding: 2px; margin-top: 5px;"> <p><b>SPWGTNYR / SPWGTNMO</b> 75.8 How long have you worked at your current job?          _____ Years          _____ Months</p> </div> <div style="text-align: right; margin-top: 5px;"> <input type="checkbox"/> <input type="checkbox"/> <input type="checkbox"/> </div>	<p><b>SPUNSRCH</b> 75.15 Over the last 7 days, did your spouse actively look for a job?          _____ ① Yes _____ ② No</p> <p><b>SPUNXTN / SPUNXTNO / SPUNXTNM</b> 75.16 Does your spouse have any sources of income? This interest or dividends, rent, social security, other pensions, alimony or child support, public aid (welfare), and armed forces or veteran's allotment.          _____ ① Yes          _____ ② No (go to Q. 75.17)</p> <p style="text-align: right; margin-bottom: 5px;"><input type="checkbox"/></p> <p><b>Monthly Average Income:</b>          _____ MAN (10,000) WON (CODE NO.: _____)          _____ (-8) Don't know</p> <p><b>SPUNWKEX</b> 75.17 Has your spouse ever had a paid job?          _____ ① Yes          _____ ② No (go to Q. 77)</p> <p><b>SPUNSTAT</b> 75.18 What type of job did your spouse have at that time?          _____ ① Worked for government          _____ ② Worked for publicly owned firm          _____ ③ Worked for private firm          _____ ④ Worked for non-profit organization          _____ ⑤ Worked for family without being paid          _____ ⑥ Self-employed with no employees          _____ ⑦ Self-employed with employees          (ask Q. 75.18.1)</p> <p><b>SPUNNOHI</b> (If your spouse were self-employed with employees)          75.18.1 How many employees did your spouse employ?          NUMBER OF EMPLOYEES: _____          _____ (-8) Don't know</p> <p><b>SPUNSUBO</b> 75.19 Did your spouse have any subordinates in the workplace whom s/he directly managed and supervised?          _____ ① Yes _____ ② No          _____ (-8) Don't know</p> <p><b>SPUNWKHR</b> 75.20 How many hours a week did your spouse work on average?          _____ Hours          _____ (-8) Don't know</p>
<p><b>SPNUMSUP</b> 75.12.1 How many subordinates does your spouse have in the workplace whom s/he manages and supervises?          _____ persons (If not have, go to Q. 75.13)</p> <p><b>SPEMSUBO</b> 75.12.2 Does your spouse have any subordinates in the workplace whom s/he directly manages and supervises?          _____ ① Yes _____ ② No _____ (-8) Don't know</p> <p><b>SPINCOMO / SPINCOME</b> 75.13 Before taxes and other deductions, what is your spouse's total monthly average income from this job? This includes his/her base pay, bonuses, and other allowances. (If the respondent's spouse does not have a regular monthly income (e.g. farmer), then divide the estimated annual income by 12.)          ABOUT _____ MAN (10,000) WON (CODE NO.: _____) _____ (-8) Don't know</p> <p><b>SPXTINC / SPXTINCO / SPXTINCM</b> 75.14 Beside income from the main job of your spouse, does your spouse have other sources of income? This includes interest or dividends, rent, social security, other pensions, alimony or child support, public aid (welfare), and armed forces or veteran's allotment. If any, what is his/her monthly average income?          _____ ① Yes _____ ② No (go to Q. 76)</p> <p style="text-align: right; margin-bottom: 5px;"><input type="checkbox"/></p> <p><b>Other Monthly Average Income:</b> _____ MAN (10,000) WON (CODE NO.: _____)          _____ (-8) Don't know</p>		

SPIND / SPIND08 / SPIND16A / SPIND16B / SPOCC / SPOCC08 / SPOCC16A / SPOCC16B / SPOCC16C / SPOCC16D / SPOCC16E

76. What kind of work does your spouse normally do? What does s/he actually do in that job? If currently not working, tell me about his/her last job.

<div style="border: 1px solid black; padding: 2px; margin-bottom: 5px;">Probing</div> <p>76.1 Industry: _____</p> <p>76.2 Occupation: _____</p> <p>76.3 Job description: _____</p>	
--	--



INCOME/  
INCOME

77. What is the approximate total monthly income of your household before tax deductions? Please include the income of all household members, including yourself, such as employment income, interest, property and rental income, pensions, various subsidies, or personal financial support received from others. (For agricultural income or similar, divide the annual income by 12 to enter the monthly amount, and be sure to account for the income of all household members listed in questions 63, 64, and 65, whether they live with you or not. However, exclude household members who do not share finances.)

APPROXIMATELY: \_\_\_\_\_MAN (10,000) WON (CODE NUMBER: \_\_\_\_\_) \_\_\_\_\_ (-8) Don't know

HOUSTYPE

78. What type of housing do you currently live in?

- ☐ ① Detached house                      ☐ ③ Multi family residential  
☐ ② Apartment                              ☐ (77) Other (Specify: \_\_\_\_\_)

HOUSOWNS

79. What form of housing do you currently have?

- ☐ ① Own house                              ☐ ④ Monthly rent without deposit  
☐ ② Jeonse                                      ☐ ⑤ Free  
☐ ③ Monthly rent with deposit              ☐ (-8) Don't know

※ Now I'd like to ask you about national identity and citizenship.

80. Some people say that the following things are important for being truly South Korean. Others say they are not important. How important do you think each of the following is...?

		Very important	Fairly important	Not very important	Not important at all	Can't choose
KRBORNIN	1) to have been born in South Korea	<input type="text"/> ①	<input type="text"/> ②	<input type="text"/> ③	<input type="text"/> ④	<input type="text"/> (-8)
KRCIT	2) to have South Korean citizenship	<input type="text"/> ①	<input type="text"/> ②	<input type="text"/> ③	<input type="text"/> ④	<input type="text"/> (-8)
KRCONFUC	3) to comply with Confucian disciplines	<input type="text"/> ①	<input type="text"/> ②	<input type="text"/> ③	<input type="text"/> ④	<input type="text"/> (-8)
KRGOVT	4) to respect South Korean political institutions and laws	<input type="text"/> ①	<input type="text"/> ②	<input type="text"/> ③	<input type="text"/> ④	<input type="text"/> (-8)
KRFEEL	5) to feel South Korean	<input type="text"/> ①	<input type="text"/> ②	<input type="text"/> ③	<input type="text"/> ④	<input type="text"/> (-8)
KRANCSTR	6) to have South Korean ancestry	<input type="text"/> ①	<input type="text"/> ②	<input type="text"/> ③	<input type="text"/> ④	<input type="text"/> (-8)

81. How much do you agree or disagree with the following statements?

		Agree strongly	Agree	Neither agree nor disagree	Disagree	Disagree strongly	Can't choose
KRCITIZN	1) I would rather be a citizen of South Korea than of any other country in the world	<input type="text"/> ①	<input type="text"/> ②	<input type="text"/> ③	<input type="text"/> ④	<input type="text"/> ⑤	<input type="text"/> (-8)
KRSHAMED	2) There are some things about South Korea today that make me feel ashamed of South Korea	<input type="text"/> ①	<input type="text"/> ②	<input type="text"/> ③	<input type="text"/> ④	<input type="text"/> ⑤	<input type="text"/> (-8)
BELIKEKR	3) The world would be a better place if people from other countries were more like the South Korean	<input type="text"/> ①	<input type="text"/> ②	<input type="text"/> ③	<input type="text"/> ④	<input type="text"/> ⑤	<input type="text"/> (-8)
KRBETTER	4) Generally speaking, South Korea is a better country than most other countries	<input type="text"/> ①	<input type="text"/> ②	<input type="text"/> ③	<input type="text"/> ④	<input type="text"/> ⑤	<input type="text"/> (-8)
IFWRONG	5) People should support their country even if the country is in the wrong	<input type="text"/> ①	<input type="text"/> ②	<input type="text"/> ③	<input type="text"/> ④	<input type="text"/> ⑤	<input type="text"/> (-8)

HAVCNTRY 82. Thinking in general about nations and countries all over the world, to what extent do you agree or disagree with the statement that it would be best if every nation had its own country where it could make its own decisions?

- ☐ ① Agree strongly                              ☐ ④ Disagree  
☐ ② Agree    ☐ ⑤ Disagree strongly  
☐ ③ Neither agree nor disagree              ☐ (-8) Can't choose



83. How proud are you of South Korea in each of the following?

		Very proud	Somewhat proud	Not very proud	Not proud at all	Can't choose
<b>PROUDEM</b>	1) the way democracy works	___①___	___②___	___③___	___④___	___(-8)___
<b>PROUDPOL</b>	2) its political influence in the world	___①___	___②___	___③___	___④___	___(-8)___
<b>PROUDECO</b>	3) South Korea's economic achievements	___①___	___②___	___③___	___④___	___(-8)___
<b>PROUDSPT</b>	4) its achievements in sports	___①___	___②___	___③___	___④___	___(-8)___
<b>PROUDART</b>	5) its achievements in the arts and literature	___①___	___②___	___③___	___④___	___(-8)___
<b>PROUDHIS</b>	6) its history	___①___	___②___	___③___	___④___	___(-8)___
<b>PROUDSSS</b>	7) its social security system	___①___	___②___	___③___	___④___	___(-8)___
<b>PROUDSCI</b>	8) its scientific and technological achievements	___①___	___②___	___③___	___④___	___(-8)___
<b>PROUDMIL</b>	9) armed forces	___①___	___②___	___③___	___④___	___(-8)___
<b>PROUDGRP</b>	10) its fair and equal treatment of all groups in society	___①___	___②___	___③___	___④___	___(-8)___

84. How much do you agree or disagree with the following statements about relations between South Korea and other countries?

		Agree strongly	Agree	Neither agree nor disagree	Disagree	Disagree strongly	Can't choose
<b>IMPORTS</b>	1) South Korea should limit the import of foreign products in order to protect its national economy	___①___	___②___	___③___	___④___	___⑤___	___(-8)___
<b>WRLDGOVT</b>	2) For certain problems, like environment pollution, international bodies should have the right to enforce solutions	___①___	___②___	___③___	___④___	___⑤___	___(-8)___
<b>KROWNWAY</b>	3) South Korea should follow its own interests, even if this leads to conflicts with other nations	___①___	___②___	___③___	___④___	___⑤___	___(-8)___
<b>FORLAND</b>	4) Foreigners should not be allowed to buy land in South Korea	___①___	___②___	___③___	___④___	___⑤___	___(-8)___
<b>KRTV</b>	5) South Korean television should give preference to South Korean films and programs	___①___	___②___	___③___	___④___	___⑤___	___(-8)___
<b>INTLINCS</b>	6) Large international companies are doing more and more damage to local businesses in South Korea	___①___	___②___	___③___	___④___	___⑤___	___(-8)___

85. There are different opinions about immigrants from other countries living in South Korea. How much do you agree or disagree with each of the following statements?

		Agree strongly	Agree	Neither agree nor disagree	Disagree	Disagree strongly	Can't choose
<b>IMMCRIME</b>	1) Immigrants increase crime rates	___①___	___②___	___③___	___④___	___⑤___	___(-8)___
<b>IMMECON</b>	2) Immigrants are generally good for the South Korean economy	___①___	___②___	___③___	___④___	___⑤___	___(-8)___
<b>IMMJOBS</b>	3) Immigrants take jobs away from people who were born in South Korea	___①___	___②___	___③___	___④___	___⑤___	___(-8)___
<b>IMMIDEAS</b>	4) Immigrants improve South Korean society by bringing new ideas and cultures	___①___	___②___	___③___	___④___	___⑤___	___(-8)___
<b>KORORFOR</b>	5) People born in South Korea should be given preference over immigrants when it comes to jobs, housing, or health care	___①___	___②___	___③___	___④___	___⑤___	___(-8)___

86. Do you think the number of immigrants to South Korea nowadays should be...?

- |                                |                        |                          |
|--------------------------------|------------------------|--------------------------|
| ___ ① Increased a lot          | ___ ④ Reduced a little | <input type="checkbox"/> |
| ___ ② Increased a little       | ___ ⑤ Reduced a lot    |                          |
| ___ ③ Remain the same as it is | ___ (-8) Can't choose  |                          |



- ACPTCULT** 87. Which of these statements about immigrants comes closest to your view? □
- \_\_\_ ① Immigrants should retain their culture of origin and not adopt South Korean culture
- \_\_\_ ② Immigrants should retain their culture of origin and also adopt South Korean culture
- \_\_\_ ③ Immigrants should give up their culture of origin and adopt South Korean culture
- \_\_\_ (-8) Can't choose

88. There are different opinions as to what it takes to be a good citizen. As far as you are concerned personally on a scale of 1 to 7, where 1 is not at all important and 7 is very important, how important is it?

- |   | Not at all<br>important | 1 | 2 | 3 | 4 | 5 | 6 | 7 | Very<br>important | Can't<br>choose |
|---|-------------------------|---|---|---|---|---|---|---|-------------------|-----------------|
| <b>PAYTAXES</b> 1) Never to try to evade taxes                                |                         | ① | ② | ③ | ④ | ⑤ | ⑥ | ⑦ |                   | (-8)            |
| <b>OBEYLAWS</b> 2) Always to obey laws and regulations                        |                         | ① | ② | ③ | ④ | ⑤ | ⑥ | ⑦ |                   | (-8)            |
| <b>WATCHGOV</b> 3) To keep watch on the actions of government                 |                         | ① | ② | ③ | ④ | ⑤ | ⑥ | ⑦ |                   | (-8)            |
| <b>HELPR</b> 4) To help people in South Korea who are worse off than yourself |                         | ① | ② | ③ | ④ | ⑤ | ⑥ | ⑦ |                   | (-8)            |
| <b>MILSERVE</b> 5) To be willing to serve in the military at a time of need   |                         | ① | ② | ③ | ④ | ⑤ | ⑥ | ⑦ |                   | (-8)            |

**DEMTODAY** 89. On the whole, how well do you think democracy works in South Korea today? A score of 0 indicates a very poorly working, which a score of 10 indicates a very well working.

Very poorly		Very well	Can't choose	□							
___ 0점	___ 1점	___ 2점	___ 3점	___ 4점	___ 5점	___ 6점	___ 7점	___ 8점	___ 9점	___ 10점	___ (-8)

**DEM10PST** 90. And what about 10 years ago? How well did democracy work in South Korea then?

Very poorly		Very well	Can't choose	□							
___ 0점	___ 1점	___ 2점	___ 3점	___ 4점	___ 5점	___ 6점	___ 7점	___ 8점	___ 9점	___ 10점	___ (-8)

**DEM10FUT** 91. And how about 10 years from now? How well do you think democracy will work in South Korea then?

Very poorly		Very well	Can't choose	□							
___ 0점	___ 1점	___ 2점	___ 3점	___ 4점	___ 5점	___ 6점	___ 7점	___ 8점	___ 9점	___ 10점	___ (-8)

92. There are different opinions about people's rights in a democracy. On a scale of 1 to 7, where 1 is not at all important and 7 is very important, how important is it?

- |   | Not at all<br>important | 1 | 2 | 3 | 4 | 5 | 6 | 7 | Very<br>important | Can't<br>choose |
|---|-------------------------|---|---|---|---|---|---|---|-------------------|-----------------|
| <b>SOLOK</b> 1) That all citizens have an adequate standard of living   |                         | ① | ② | ③ | ④ | ⑤ | ⑥ | ⑦ |                   | (-8)            |
| <b>RGHTSMIN</b> 2) That government authorities respect and protect the rights of minorities                   |                         | ① | ② | ③ | ④ | ⑤ | ⑥ | ⑦ |                   | (-8)            |
| <b>POLOPTS</b> 3) That people be given more opportunities to participate in public decision-making            |                         | ① | ② | ③ | ④ | ⑤ | ⑥ | ⑦ |                   | (-8)            |
| <b>OPPSEGOV</b> 4) That citizens may engage in acts of civil disobedience when they oppose government actions |                         | ① | ② | ③ | ④ | ⑤ | ⑥ | ⑦ |                   | (-8)            |

**GOVEQINC23** 93. How much do you agree or disagree with the opinion that it should be the government's responsibility to reduce income differences between the rich and the poor in Korea?

- |                                  |                         |   |
|----------------------------------|-------------------------|---|
| ___ ① Strongly agree             | ___ ④ Disagree          | □ |
| ___ ② Agree                      | ___ ⑤ Strongly disagree |   |
| ___ ③ Neither agree nor disagree | ___ (-8) Can't choose   |   |



**LEFTRIGT** 94. In politics people sometimes talk of left and right. Where would you place yourself on a scale from 0 to 10 where 0 means the left and 10 means the right?

Left		Right	Can't choose
------	--	-------	--------------

\_\_\_\_0 \_\_\_\_1 \_\_\_\_2 \_\_\_\_3 \_\_\_\_4 \_\_\_\_5 \_\_\_\_6 \_\_\_\_7 \_\_\_\_8 \_\_\_\_9 \_\_\_\_10 \_\_\_\_(-8)\_\_\_\_

95. Please tick one box on each line to show how much you agree or disagree with each of the following statements.

	Strongly agree	Agree	Neither agree nor disagree	Disagree	Strongly disagree	Can't choose
<b>POLEFF11</b> 1) People like me don't have any say about what the government does	____①____	____②____	____③____	____④____	____⑤____	____(-8)____
<b>POLEFF18</b> 2) I don't think the government cares much what people like me think	____①____	____②____	____③____	____④____	____⑤____	____(-8)____

**SERVEPEO** 96. Thinking of the public service in South Korea, how committed is it to serve the people?

____ ① Very committed	____ ③ Not very committed	<input type="checkbox"/>
____ ② Somewhat committed	____ ④ Not at all committed	
____ (-8) Can't choose		

**CORRUPTN** 97. How widespread do you think corruption is in the public service in South Korea?

____ ① Hardly anyone is involved	____ ④ A lot of people are involved	<input type="checkbox"/>
____ ② A small number of people are involved	____ ⑤ Almost everyone is involved	
____ ③ A moderate number of people are involved	____ (-8) Can't choose	

98. To what extent do you agree or disagree with the following statements?

	Strongly agree	Agree	Neither agree nor disagree	Disagree	Strongly disagree	Can't choose
<b>PEOPLDEC</b> 1) The people, and not politicians, should make our most important policy decisions.	____①____	____②____	____③____	____④____	____⑤____	____(-8)____
<b>ELECNOAT</b> 2) Politicians talk too much and take too little action.	____①____	____②____	____③____	____④____	____⑤____	____(-8)____
<b>UPPERCL1</b> 3) There is a conflict between the ordinary people and those in power in Korea.	____①____	____②____	____③____	____④____	____⑤____	____(-8)____
<b>UPPERCL2</b> 4) Business leaders make their money at the expense of ordinary people.	____①____	____②____	____③____	____④____	____⑤____	____(-8)____
<b>UPPERCL3</b> 5) It is better to rely on the opinions of experts than the experiences of ordinary people.	____①____	____②____	____③____	____④____	____⑤____	____(-8)____

**MEDIAPOL** 99. How often do you use the media, including television, newspapers, radio and the internet, to get political news or information?

____ ① Several times a day	____ ⑤ 1~2 days a week	<input type="checkbox"/>
____ ② Once a day	____ ⑥ Less than 1 day a week	
____ ③ 5~6 days a week	____ ⑦ Never	
____ ④ 3~4 days a week	____ (-8) Can't choose	

**MEDIAPIA** 100. To what extent do you agree or disagree with the statement that media coverage about politics in Korea is biased?

____ ① Strongly agree	____ ④ Disagree	<input type="checkbox"/>
____ ② Agree	____ ⑤ Strongly disagree	
____ ③ Neither agree nor disagree	____ (-8) Can't choose	



**BEFAIR** 101. Do you think most people would try to take advantage of you if they got a chance, or would they try to be fair?  
 \_\_\_ ① Try to take advantage almost all of the time \_\_\_ ③ Try to be fair most of the time  
 \_\_\_ ② Try to take advantage most of the time \_\_\_ ④ Try to be fair almost all of the time  
 \_\_\_ (-8) Can't choose

**CANTRUST** 102. Generally speaking, would you say that people can be trusted, or that you can't be too careful in dealing with people?  
 \_\_\_ ① People can almost always be trusted \_\_\_ ③ You usually can't be too careful in dealing with people  
 \_\_\_ ② People can usually be trusted \_\_\_ ④ You almost always can't be too careful in dealing with people  
 \_\_\_ (-8) Can't choose

**CITZKR** 103. Are you a citizen of South Korea?  
 \_\_\_ ① Yes \_\_\_ ② No

**NOIMMIGR** 104. To what extent do you agree or disagree with the statement that it would be best if all nations lived in their own countries so there are no minorities or immigrants?  
 \_\_\_ ① Agree strongly \_\_\_ ④ Disagree  
 \_\_\_ ② Agree \_\_\_ ⑤ Disagree strongly  
 \_\_\_ ③ Neither agree nor disagree \_\_\_ (-8) Can't choose

※ Next, let me ask a few questions about your social relationships.

105. Are you a member of the following organizations or groups? If so, please indicate whether you are actively involved or not.

Probing		Yes, actively involved	Yes, but hardly involved	No
<b>MEMB1</b>	1) Political association	___ ① ___	___ ② ___	___ ③ ___
<b>MEMB2</b>	2) Residential/neighborhood association	___ ① ___	___ ② ___	___ ③ ___
<b>MEMB3</b>	3) Social service club (Volunteer group/NPO)	___ ① ___	___ ② ___	___ ③ ___
<b>MEMB4</b>	4) Citizens' movement/Consumers' cooperative group	___ ① ___	___ ② ___	___ ③ ___
<b>MEMB5</b>	5) Religious group	___ ① ___	___ ② ___	___ ③ ___
<b>MEMB6</b>	6) Alumni association	___ ① ___	___ ② ___	___ ③ ___
<b>MEMB7</b>	7) Recreational association (hobby and sports)	___ ① ___	___ ② ___	___ ③ ___
<b>MEMB8</b>	8) Labor union	___ ① ___	___ ② ___	___ ③ ___
<b>MEMB9</b>	9) Occupational or Professional association/ Trade association	___ ① ___	___ ② ___	___ ③ ___

**MEMBACT** 106. Among the organizations/groups you mentioned in 105, in which of them did you participate most actively in the last 12 months?  
 \_\_\_ ① Political association \_\_\_ ⑥ Alumni association  
 \_\_\_ ② Residential/neighborhood association \_\_\_ ⑦ Recreational association (hobby and sports)  
 \_\_\_ ③ Social service club (Volunteer group/NPO) \_\_\_ ⑧ Labor union  
 \_\_\_ ④ Citizens' movement/Consumers' cooperative group \_\_\_ ⑨ Occupational or Professional association/  
Trade association  
 \_\_\_ ⑤ Religious group \_\_\_ (-1) NOT APPLICABLE

**CONTACTA** 107. On an ordinary day, with how many family members or relatives, excluding those who live with you, do you have contact through telephone, mails, internet, or face-to-face? Your best estimate is:  
 \_\_\_ ① 0 (*go to Question 108*) \_\_\_ ④ 5~9 \_\_\_ ⑦ 50~99  
 \_\_\_ ② 1~2 \_\_\_ ⑤ 10~19 \_\_\_ ⑧ 100 or more  
 \_\_\_ ③ 3~4 \_\_\_ ⑥ 20~49 \_\_\_ ⑨ (-8) Don't know



**F2FFAMFQ** 107.1 About how many of these people do you see face-to-face on a typical weekday?

\_\_\_ ① All or almost all of them      \_\_\_ ④ Some of them  
 \_\_\_ ② Most of them      \_\_\_ ⑤ None or almost none of them  
 \_\_\_ ③ About half of them      \_\_\_ (-8) Can't choose

☐

**CONTACTB** 108. On an ordinary day, with how many people other than family members or relatives do you have contact through telephone, mails, internet or face-to-face? Your best estimate is:

\_\_\_ ① 0 (*go to Question 109*)      \_\_\_ ④ 5~9      \_\_\_ ⑦ 50~99  
 \_\_\_ ② 1~2      \_\_\_ ⑤ 10~19      \_\_\_ ⑧ 100 or more  
 \_\_\_ ③ 3~4      \_\_\_ ⑥ 20~49      \_\_\_ (-8) Don't know

☐

**F2FNOFMF** 108.1 About how many of these people do you see face-to-face on a typical weekday?

\_\_\_ ① All or almost all of them      \_\_\_ ④ Some of them  
 \_\_\_ ② Most of them      \_\_\_ ⑤ None or almost none of them  
 \_\_\_ ③ About half of them      \_\_\_ (-8) Can't choose

☐

**CNTPOSI** 109. Among nonkin contacts with whom you frequently socialize, which of the following best describes social characteristics of these people?

\_\_\_ ① I have contact more with people who are socially higher than those who are lower  
 \_\_\_ ② The majority of people with whom you have contact are socially equivalent to you  
 \_\_\_ ③ I have contact more with people who are socially lower than those who are higher  
 \_\_\_ (-8) Don't know

☐

**SIMNONKN** 110. Among nonkin contacts (except those who live with you) with whom you frequently socialize, which of the following best describes the way they think and do things?

\_\_\_ ① I have contact more with people who think and do things in similar ways to you than different ways  
 \_\_\_ ② I have contact with people who think and do things in similar ways and different ways to the same extent  
 \_\_\_ ③ I have contact more with people who think and do things in different ways to you than similar ways  
 \_\_\_ (-8) Don't know

☐

111. Do you have any relatives, friends, or acquaintances that fit the following occupational descriptions? An acquaintance is someone whom you know enough to have conversations with.

	Yes	No
<b>POSGEN1</b> 1) Professor	___ ①	___ ②
<b>POSGEN2</b> 2) Lawyer	___ ①	___ ②
<b>POSGEN3</b> 3) Nurse	___ ①	___ ②
<b>POSGEN4</b> 4) Computer programmer	___ ①	___ ②
<b>POSGEN5</b> 5) Middle school teacher	___ ①	___ ②
<b>POSGEN6</b> 6) Personnel manager	___ ①	___ ②
<b>POSGEN7</b> 7) Farmer	___ ①	___ ②
<b>POSGEN8</b> 8) Hair dresser	___ ①	___ ②
<b>POSGEN9</b> 9) Receptionist	___ ①	___ ②
<b>POSGEN10</b> 10) Policeman	___ ①	___ ②

**ACQFRN1** 112. Do you have relatives, friends, or acquaintances in a foreign country?

\_\_\_ ① Yes      \_\_\_ ② No

☐



113. When people encounter problems, they may go to formal and informal channels for help. In dealing with the following problems that occurred to you last time, tell me the one channel from which you sought help first. [This is about respondent's actual experience, not hypothetical situation.]

		Co-residence family	Other relatives	Work colleagues	Neighbors	Friends	Professional workers/institutions	Did not seek help to anybody	Never had such a problem
<b>HLPRT1</b>	1) Emotional/psychological	①	②	③	④	⑤	⑥	⑦	(-1)
<b>HLPRT2</b>	2) Health	①	②	③	④	⑤	⑥	⑦	(-1)
<b>HLPRTHWK</b>	3) Household chores	①	②	③	④	⑤	⑥	⑦	(-1)
<b>HLPRTCAR</b>	4) Family care/child care/elderly care	①	②	③	④	⑤	⑥	⑦	(-1)
<b>HLPRT4</b>	5) Financial	①	②	③	④	⑤	⑥	⑦	(-1)
<b>HLPRT5</b>	6) Emergency/disaster	①	②	③	④	⑤	⑥	⑦	(-1)

GIVELTFM / GIVELTNF / GIVELTWK / GIVELTNE / GIVELTFR / GIVELTNO / GIVELTNN / GIVEECFM / GIVEECNF / GIVEECWK / GIVEECNE / GIVEECFR / GIVEECNO / GIVEECNN / GIVEECRFM / GIVEECRNF / GIVEECRWK / GIVEECRNE / GIVEECRFR / GIVEECRNO / GIVEECRNN

114. During the past 12 months, to whom have you provided the following types of support? Choose all that apply.

	Co-residen ce family	Other relatives	Work colleagues	Neighbors	Friends	Did not help anybody	Never had such need
1) Listening to personal problems or concerns	①	②	③	④	⑤	⑥	⑦
2) Providing financial support	①	②	③	④	⑤	⑥	⑦
3) Taking care of household chores/cares	①	②	③	④	⑤	⑥	⑦

**NGHGRT** 115. For a close estimate, with how many neighbors are you on greeting terms?

- \_\_\_\_ ① 0  
 \_\_\_\_ ② 1~2  
 \_\_\_\_ ③ 3~4  
 \_\_\_\_ ④ 5~9  
 \_\_\_\_ ⑤ 10 or more

**NGHASK** 116. With how many neighbors could you ask for a favor when needed, such as watering plants, feeding pets, and giving an advice?

- \_\_\_\_ ① 0  
 \_\_\_\_ ② 1~2  
 \_\_\_\_ ③ 3~4  
 \_\_\_\_ ④ 5~9  
 \_\_\_\_ ⑤ 10 or more

117. Do you agree or disagree on the following opinions concerning citizenship, government, and neighborhoods?

		Strongly agree	Agree	Some - what agree	Neither agree nor disagree	Some - what disagree	Disagree	Strongly disagree
<b>POLPAR01</b>	1) People like me don't have any say about what the government does	①	②	③	④	⑤	⑥	⑦
<b>POLPAR02</b>	2) Politics and government are too complicated for me to understand what is going on	①	②	③	④	⑤	⑥	⑦
<b>POLPAR03</b>	3) I am personally interested in politics	①	②	③	④	⑤	⑥	⑦
<b>POLPAR04</b>	4) I want to make contributions towards society	①	②	③	④	⑤	⑥	⑦
<b>POLPAR05</b>	5) The neighbors are mutually concerned for each other	①	②	③	④	⑤	⑥	⑦
<b>POLPAR06</b>	6) The neighbors are willing to provide assistance when I am in need	①	②	③	④	⑤	⑥	⑦

118. How often in the past 4 weeks have you felt...

		Never	Rarely	Sometimes	Often	Very often
<b>LONE4WKS</b>	1) you lack companionship?	_____①_____	_____②_____	_____③_____	_____④_____	_____⑤_____
<b>ISOL4WKS</b>	2) isolated from others?	_____①_____	_____②_____	_____③_____	_____④_____	_____⑤_____
<b>LEFT4WKS</b>	3) left out?	_____①_____	_____②_____	_____③_____	_____④_____	_____⑤_____



119. How much do you trust the following people?

		A great deal	To some extent	Not very much	Not at all
PERTRT1	1) Relatives	_____ ① _____	_____ ② _____	_____ ③ _____	_____ ④ _____
PERTRT2	2) Friends	_____ ① _____	_____ ② _____	_____ ③ _____	_____ ④ _____
PERTRT3	3) Neighbors	_____ ① _____	_____ ② _____	_____ ③ _____	_____ ④ _____
PERTRT4	4) Work colleagues	_____ ① _____	_____ ② _____	_____ ③ _____	_____ ④ _____
PERTRT5	5) Strangers	_____ ① _____	_____ ② _____	_____ ③ _____	_____ ④ _____
PERTRT6	6) Physicians	_____ ① _____	_____ ② _____	_____ ③ _____	_____ ④ _____
PERTRT7	7) Banking staff	_____ ① _____	_____ ② _____	_____ ③ _____	_____ ④ _____
PERTRT8	8) Company executives	_____ ① _____	_____ ② _____	_____ ③ _____	_____ ④ _____
PERTRT9	9) Journalists	_____ ① _____	_____ ② _____	_____ ③ _____	_____ ④ _____
PERTRT10	10) NGO/NPO leaders	_____ ① _____	_____ ② _____	_____ ③ _____	_____ ④ _____
PERTRT11	11) Teachers	_____ ① _____	_____ ② _____	_____ ③ _____	_____ ④ _____
PERTRT12	12) Local govt officials	_____ ① _____	_____ ② _____	_____ ③ _____	_____ ④ _____
PERTRT13	13) Central govt officials	_____ ① _____	_____ ② _____	_____ ③ _____	_____ ④ _____
PERTRT14	14) Police officers	_____ ① _____	_____ ② _____	_____ ③ _____	_____ ④ _____
PERTRT15	15) Military officers	_____ ① _____	_____ ② _____	_____ ③ _____	_____ ④ _____
PERTRT16	16) Judges	_____ ① _____	_____ ② _____	_____ ③ _____	_____ ④ _____
PERTRT17	17) Prosecutors	_____ ① _____	_____ ② _____	_____ ③ _____	_____ ④ _____

HUMNAT 120. These questions are related to your view on human nature. Choose a number from 1 to 7.

<div style="border: 1px solid black; padding: 5px; display: inline-block;">Human nature is basically bad</div>	←		→	<div style="border: 1px solid black; padding: 5px; display: inline-block;">Human nature is basically good</div>	□
_____ ① _____		_____ ② _____ _____ ③ _____ _____ ④ _____ _____ ⑤ _____ _____ ⑥ _____ _____ ⑦ _____			

REWDEFFT 121. Which of the following opinions is closest to your opinion?

- \_\_\_\_\_ ① I believe that if I try hard, I will be rewarded someday  
 \_\_\_\_\_ ② I think that no matter how hard I try, I don't get any reward  
 \_\_\_\_\_ (77) Other (Specify: \_\_\_\_\_)  
 \_\_\_\_\_ (-8) Don't know

□ □

LIKEHELP 122. Which of the following two lifestyles is your opinion close to?

- \_\_\_\_\_ ① I want to do what I like, even if it doesn't help others  
 \_\_\_\_\_ ② I want to do something that helps people even if it's not something I like  
 \_\_\_\_\_ (77) Other (Specify: \_\_\_\_\_)  
 \_\_\_\_\_ (-8) Don't know

□ □

HAPPINSS 123. If you were to consider your life in general these days, how happy or unhappy would you say you are, on the whole...

<div style="border: 1px solid black; padding: 5px; display: inline-block;">Very happy</div>	<div style="border: 1px solid black; padding: 5px; display: inline-block;">Very unhappy</div>	□
_____ ① _____	_____ ② _____ _____ ③ _____ _____ ④ _____ _____ ⑤ _____	_____ (-8) _____

124. To what extent do you agree or disagree with the following statements?

		Strongly disagree	Disagree	Neither agree nor disagree	Agree	Strongly agree
NOTIME1M	1) For the past month, I've had no time to enjoy life	_____ ① _____	_____ ② _____	_____ ③ _____	_____ ④ _____	_____ ⑤ _____
TIRED1M	2) For the past month, I've been so exhausted after work that I haven't wanted to do anything else	_____ ① _____	_____ ② _____	_____ ③ _____	_____ ④ _____	_____ ⑤ _____

ANGER1W 125. How often have you been unable to control your anger over the past week?

- \_\_\_\_\_ ① Not at all  
 \_\_\_\_\_ ② Rarely  
 \_\_\_\_\_ ③ Sometimes  
 \_\_\_\_\_ ④ Often  
 \_\_\_\_\_ ⑤ Always

□



126. To what extent do you agree or disagree with the following statements?

		Strongly disagree	Disagree	Neither agree nor disagree	Agree	Strongly agree
<b>NOCAPPRO</b>	1) I'm not capable of dealing with almost every problem I encounter in life	___ ① ___	___ ② ___	___ ③ ___	___ ④ ___	___ ⑤ ___
<b>UNEASABL</b>	2) I often feel uneasy about my ability to do something	___ ① ___	___ ② ___	___ ③ ___	___ ④ ___	___ ⑤ ___
<b>BURDNEVR</b>	3) I feel overwhelmed by the tasks I have to do every day	___ ① ___	___ ② ___	___ ③ ___	___ ④ ___	___ ⑤ ___
<b>NOFUTURE</b>	4) I'm just living my life day by day, and I don't think about the future	___ ① ___	___ ② ___	___ ③ ___	___ ④ ___	___ ⑤ ___

**LAGBEHIN** 127. Have you ever felt like you were lagging behind in the world?No  
Showcard

- \_\_\_ ① Yes, I have \_\_\_ (77) Other (Specify: \_\_\_\_\_)
- \_\_\_ ② No, I have not \_\_\_ (-8) Don't know

**BESTFRND** 128. How many friends do you think you have that will trust you till the end under any circumstances?
**BORNMF** 129. If you were born again, what gender would you like to be born?No  
Showcard

- \_\_\_ ① Male \_\_\_ (77) Other (Specify: \_\_\_\_\_)
- \_\_\_ ② Female \_\_\_ (-8) Don't know

**REBORNKR** 130. Suppose you could be reborn in any country of your choice. Would you like to start your next life in South Korea or in some other country?No  
Showcard

- \_\_\_ ① I prefer Korea \_\_\_ (77) Other (Specify: \_\_\_\_\_)
- \_\_\_ ② I prefer some other country \_\_\_ (-8) Don't know

**VOLUN12M** 131. In the past 12 months, how often did you get involved in work for voluntary or charitable organizations?

- \_\_\_ ① At least once a week \_\_\_ ⑤ Less often
- \_\_\_ ② At least once a month \_\_\_ ⑥ Never
- \_\_\_ ③ At least once every three months \_\_\_ (-8) Don't know
- \_\_\_ ④ At least once every six months

✱ From now on, let me ask you how you feel about yourself and your life.

**LOTR323** 132. Do you feel that you are always optimistic about your future?

- \_\_\_ ① Agree strongly \_\_\_ ④ Disagree
- \_\_\_ ② Agree \_\_\_ ⑤ Disagree strongly
- \_\_\_ ③ Neither agree nor disagree \_\_\_ (-8) Don't know

133. I will now read out a list of the ways you might have felt or behaved during the past week. Using this card, please tell me how much of the time during the past week...

		None or almost none of the time	Some of the time	Most of the time	All or almost all of the time	Don't know
<b>CESD1</b>	1) ...you felt depressed?	___ ① ___	___ ② ___	___ ③ ___	___ ④ ___	___ (-8) ___
<b>CESD2</b>	2) ...you felt that everything you did was an effort?	___ ① ___	___ ② ___	___ ③ ___	___ ④ ___	___ (-8) ___
<b>CESD3</b>	3) ...your sleep was restless?	___ ① ___	___ ② ___	___ ③ ___	___ ④ ___	___ (-8) ___
<b>CESD4</b>	4) ...you were happy?	___ ① ___	___ ② ___	___ ③ ___	___ ④ ___	___ (-8) ___
<b>CESD5</b>	5) ...you felt lonely?	___ ① ___	___ ② ___	___ ③ ___	___ ④ ___	___ (-8) ___
<b>CESD6</b>	6) ...you enjoyed life?	___ ① ___	___ ② ___	___ ③ ___	___ ④ ___	___ (-8) ___
<b>CESD7</b>	7) ...you felt sad?	___ ① ___	___ ② ___	___ ③ ___	___ ④ ___	___ (-8) ___
<b>CESD8</b>	8) ...you could not get going?	___ ① ___	___ ② ___	___ ③ ___	___ ④ ___	___ (-8) ___



134. And please tell me how much of the time during the past week...

		None or almost none of the time	Some of the time	Most of the time	All or almost all of the time	Don't know
CESD9	1) ...you had a lot of energy?	①	②	③	④	(-8)
CESD10	2) ...you felt anxious?	①	②	③	④	(-8)
CESD11	3) ...you felt calm and peaceful?	①	②	③	④	(-8)

135. Using this card, please tell me to what extent you agree or disagree with each of the following statements.

		Agree strongly	Agree	Neither agree nor disagree	Disagree	Disagree strongly	Don't know
SELFLIF1	1) I feel I am free to decide for myself how to live my life	①	②	③	④	⑤	(-8)
SELFLIF2	2) In my daily life I get very little chance to show how capable I am	①	②	③	④	⑤	(-8)
SELFLIF3	3) Most days I feel a sense of accomplishment from what I do	①	②	③	④	⑤	(-8)

136. Using this card, please tell me to what extent...

		Not at all							A great deal	Don't know
SOCNET1	1) ...you feel that people in your local area help one another?	①	②	③	④	⑤	⑥	(-8)		
SOCNET2	2) ...you feel that people treat you with respect?	①	②	③	④	⑤	⑥	(-8)		

137. Using this card, please say to what extent you agree or disagree with each of the following statements.

		Agree strongly	Agree	Neither agree nor disagree	Disagree	Disagree strongly	Don't know
SELFLIF4	1) I generally feel that what I do in my life is valuable and worthwhile	①	②	③	④	⑤	(-8)
SELFLIF5	2) There are lots of things I feel I am good at	①	②	③	④	⑤	(-8)
SOCNET3	3) I feel close to the people in my local area	①	②	③	④	⑤	(-8)

138. To what extent do you make time to do the things you really want to do? Please use this card where 0 is not at all and 10 is completely.

		Not at all									Completely	Don't know	
		①	②	③	④	⑤	⑥	⑦	⑧	⑨	⑩	(-8)	

139. On a typical day, how often do you take notice of and appreciate your surroundings?

		Never									Always	Don't know	
		①	②	③	④	⑤	⑥	⑦	⑧	⑨	⑩	(-8)	

140. To what extent do you receive help and support from people you are close to when you need it? Please use this card where 0 is not at all and 6 is completely.

		Not at all					Completely	Don't know	
		①	②	③	④	⑤	⑥	(-8)	



- SOCNET6** 141. And to what extent do you provide help and support to people you are close to when they need it?
- |            |            |            |
|------------|------------|------------|
| Not at all | Completely | Don't know |
|------------|------------|------------|
- \_\_\_ ① \_\_\_ \_\_\_ ② \_\_\_ \_\_\_ ③ \_\_\_ \_\_\_ ④ \_\_\_ \_\_\_ ⑤ \_\_\_ \_\_\_ ⑥ \_\_\_ \_\_\_ (-8) \_\_\_
- SOCNET7** 142. How often do you meet socially with friends, relatives or work colleagues?
- |                              |                            |
|------------------------------|----------------------------|
| ___ ① Never                  | ___ ⑤ Once a week          |
| ___ ② Less than once a month | ___ ⑥ Several times a week |
| ___ ③ Once a month           | ___ ⑦ Everyday             |
| ___ ④ Several times a month  | ___ (-8) Don't know        |
- SOCNET8** 143. How many people, if any, are there with whom you can discuss intimate and personal matters?
- |            |                     |
|------------|---------------------|
| ___ ① None | ___ ④ 4~6           |
| ___ ② 1    | ___ ⑤ 7~9           |
| ___ ③ 2    | ___ ⑥ 10 or more    |
| ___ ③ 3    | ___ (-8) Don't know |
- SOCNET9** 144. Compared to other people of your age, how often would you say you take part in social activities?
- |                           |                           |
|---------------------------|---------------------------|
| ___ ① Much less than most | ___ ④ More than most      |
| ___ ② Less than most      | ___ ⑤ Much more than most |
| ___ ③ About the same      | ___ (-8) Don't know       |
- SOCNET10** 145. All things considered, how satisfied are you with your relationship with friends, relatives, or acquaintances (neighbors)?
- |  |                             |
|--|-----------------------------|
| ___ ① Very satisfied                     | ___ ④ Somewhat dissatisfied |
| ___ ② Somewhat satisfied                 | ___ ⑤ Very dissatisfied     |
| ___ ③ Neither satisfied nor dissatisfied |                             |
- LTIME1YR** 146. In the past year, how much difficulty have you had enjoying leisure activities? (e.g., visiting cultural sites/museums, attending arts/sports, using cultural/arts/sports facilities, enjoying popular culture, using libraries, reading, traveling, eating out, etc.)
- |   |                          |
|---|--------------------------|
| ___ ① Not difficult at all                | ___ ④ Somewhat Difficult |
| ___ ② Not very difficult                  | ___ ⑤ Very difficult     |
| ___ ③ Neither difficult nor non-difficult |                          |
- ※ Next, I am going to ask about your health.**
- HEALTH23** 147. In general, would you say your health is?
- |                 |                       |
|-----------------|-----------------------|
| ___ ① Excellent | ___ ④ Fair            |
| ___ ② Very good | ___ ⑤ Poor            |
| ___ ③ Good      | ___ (-8) Can't choose |
- CHRONIC** 148. Do you have chronic diseases or longstanding health problems?
- |          |           |
|----------|-----------|
| ___ ① No | ___ ② Yes |
|----------|-----------|
- GOHOSP1M** 149. During the last 12 months, how often did you go to see a doctor? (Please answer your own diseases or injuries. Do not include escorting or visitations.)
- |                 |                       |
|-----------------|-----------------------|
| ___ ① None      | ___ ④ 4~5 times       |
| ___ ② Once      | ___ ⑤ 6 times or more |
| ___ ③ 2~3 times |                       |



150. If you currently have a disability, please mark all the types of disability you have.

- |                 |  |                 |                                 |                          |
|-----------------|--|-----------------|---------------------------------|--------------------------|
| <b>DISABIL1</b> | ___ ① Not Applicable                                       | <b>DISABIL5</b> | ___ ⑤ Hearing impairment        | <input type="checkbox"/> |
| <b>DISABIL2</b> | ___ ② Physical disability                                  | <b>DISABIL6</b> | ___ ⑥ Speech impediment         |                          |
| <b>DISABIL3</b> | ___ ③ Brain lesions (brain damage, cerebral palsy, stroke) | <b>DISABIL7</b> | ___ (77) Other (Specify: _____) |                          |
| <b>DISABIL4</b> | ___ ④ Visual impairment                                    |                 |                                 |                          |

**TYPEINSR** 151. What kind of health insurance do you have?

- \_\_\_ ① No health insurance at all ☐
- \_\_\_ ② Private health insurance only
- \_\_\_ ③ Public health insurance only
- \_\_\_ ④ Public health insurance and private insurance
- \_\_\_ (-8) Don't know

**HARDSOC1** 152. During the past 4 weeks, how much of the time has your physical health or emotional problems interfered with your social activities (like visiting friends, relatives, etc.)?

- |                            |                        |                          |
|----------------------------|------------------------|--------------------------|
| ___ ① None of the time     | ___ ④ Most of the time | <input type="checkbox"/> |
| ___ ② A little of the time | ___ ⑤ All of the time  |                          |
| ___ ③ Some of the time     | ___ (-8) Don't know    |                          |

※ Finally, let me ask you a few questions about the election poll.

**ESURVEYN** 153. Have you received a telephone, internet, or interview election poll request from 2022 to now? (Please exclude today's survey.)

- \_\_\_ ① Yes (*go to Question 153.1*) ☐ \_\_\_ ② No ☐

**ESURASK** 153.1 (*If yes*) How many times have you received?

- |                 |                          |                          |
|-----------------|--------------------------|--------------------------|
| ___ ① Once      | ___ ④ 7~9 times          | <input type="checkbox"/> |
| ___ ② 2~3 times | ___ ⑤ more than 10 times |                          |
| ___ ③ 4~6 times |                          |                          |

**ESURFRQ** 153.2 (*If yes*) How many times have you participated?

- |                 |                          |                          |
|-----------------|--------------------------|--------------------------|
| ___ ① None      | ___ ③ 4~6 times          | <input type="checkbox"/> |
| ___ ① Once      | ___ ④ 7~9 times          |                          |
| ___ ② 2~3 times | ___ ⑤ more than 10 times |                          |

**ESURAGIN** 154. If you are selected to respond to election poll in the future, would you be willing to participate?

- \_\_\_ ① Yes ☐ \_\_\_ (-8) Don't know ☐
- \_\_\_ ② No



## 《The following questions are asked to the interviewers》

※ Please answer these questions right after the interview is completed with no respondents present.

INTID

155. INTERVIEWER ID: \_\_\_\_\_

INTDATM / INTDATD / INTDATE / INTAMP / INTBEGHR / INTBEGMI / INTENDHR / INTENDMI

156. Interview date and time

\_\_\_\_ Month \_\_\_\_ Date \_\_\_\_ Day

\_\_\_\_ a.m. \_\_\_\_ p.m. FROM: Hour \_\_\_\_ Minute \_\_\_\_ TO: Hour \_\_\_\_ Minute \_\_\_\_


ADMMETH

157. Who filled out this questionnaire?

\_\_\_\_ (1) Interviewer did all

\_\_\_\_ (2) Respondent did all

\_\_\_\_ (3) Respondent did partially

} (go to Q. 158)

☐

SELFFR1 / SELFTO1 / SELFFR2 / SELFTO2

157.1 (If respondent did it partially) Question numbers that were filled out by the respondent

FROM: Q \_\_\_\_ TO: Q \_\_\_\_ || FROM: Q \_\_\_\_ TO: Q \_\_\_\_

--	--	--	--	--	--	--	--	--	--

158. Were there any persons present during the interview? If so, who were those persons? Choose all that apply.

\_\_\_\_ (0) None

WISPOUS

\_\_\_\_ (3) Spouse/partner

--	--	--	--	--	--

WIBABY

\_\_\_\_ (1) Children under age 6

WIADULT

\_\_\_\_ (4) Other adults (excluding interviewers)

WICHILD

\_\_\_\_ (2) Children above age 6

WIINT

\_\_\_\_ (5) Interviewer accompanied

(Accompanied interviewer's ID: \_\_\_\_\_)

RATTITD

159. What was the respondent's attitude during the interview?

\_\_\_\_ (1) Very cooperative

\_\_\_\_ (3) Not very cooperative

\_\_\_\_ (2) Somewhat cooperative

\_\_\_\_ (4) Not cooperative at all

☐

RUNDRSTU

160. How good was the respondent's understanding of the questions?

\_\_\_\_ (1) Good

\_\_\_\_ (2) Fair

\_\_\_\_ (3) Poor

☐

EASYCON

161. How difficult was it to contact the respondent?

\_\_\_\_ (1) Very difficult

\_\_\_\_ (3) Not very difficult

\_\_\_\_ (2) Somewhat difficult

\_\_\_\_ (4) Not difficult at all

☐

EASYINT

162. How difficult was it to conduct this interview with the respondent?

\_\_\_\_ (1) Very difficult

\_\_\_\_ (3) Not very difficult

\_\_\_\_ (2) Somewhat difficult

\_\_\_\_ (4) Not difficult at all

☐



《Interviewer's Remarks for the Final Incomplete Survey》

※ This survey is to collect simple information about the interviews still not completed at the final round. Each interviewer should find out all answers as much as possible for the following questions without giving the respondent too much burden. In order for the Survey Research Center to make a final decision about the completeness/incompleteness of the interview, the following information is necessary.

CTRES 163. Has a contact made with a targeted household?  
 \_\_\_\_ (1) Yes (contact made) \_\_\_\_ (2) No (contact not made) (*go to Q. 164*) ☐

RESCF 163.1 Were you able to confirm who the respondent was?  
 \_\_\_\_ (1) Yes \_\_\_\_ (2) No (*go to Q.164*) ☐

**WHYNOINT** 163.2 What was the most important reason why the survey could not be completed?

☐ (1) Visited at an inappropriate time (e.g. illness, child, in the middle of other businesses)

☐ (2) Not interested in the survey

☐ (3) Not familiar with the topics (e.g. experiencing a difficulty in answering about the topics)

☐ (4) Thinking it was a waste of time

☐ (5) Thinking it was a waste of money

☐ (6) Did not want to give personal information

☐ (7) Did not want a survey whatsoever (due to a strong refusal)

☐ (8) Participated in surveys many times in the past

☐ (9) Could not trust a survey

☐ (10) Had bad experiences in surveys

☐ (11) Did not like the topics

☐ (12) Spouse, or members of family or household did not allow participation in the survey

☐ (13) Did not want (or afraid) to have a stranger in the residence

☐ (14) Other: \_\_\_\_\_

**NOINTSEX** 163.3 Was the respondent a man or a woman?  
 \_\_\_\_ (1) Man \_\_\_\_ (2) Woman

**AGEb** 163.4 Which of the following did the respondent's age correspond to?

___ (1) 20s (including 18 and 19)	___ (5) 60s
___ (2) 30s	___ (6) 70s
___ (3) 40s	___ (7) 80s
___ (4) 50s	___ (8) 90s or older

**INCOMER** 163.5 Did the respondent have a job that earned him/her an income?  
 \_\_\_\_ (1) Yes \_\_\_\_ (2) No

**NOINTEDC** 163.6 What is the highest level of school respondent has attended?

___ (1) Elementary school or below	___ (4) Junior college (2-3 year college)	<input type="checkbox"/>
___ (2) Middle school	___ (5) University (4-year college)	
___ (3) High school	___ (6) Graduate school (master/doctoral degree)	

**NOINTSTR** 164. Which of the following types did the respondent's dwelling structure correspond to?

___ (1) Freestanding house	___ (3) Villa	___ (5) Multi unit house	___ (7) Office hotel
___ (2) Apartment	___ (4) Townhouse	___ (6) One room/studio	___ (77) Others: _____

DOORLK 164.1 Was there a door lock at the entrance to the respondent's household? (A door lock refers to a locking device at a building entrance such as in an apartment that you can unlock it using an electronic key or by entering a password)

\_\_\_\_\_ ① Yes \_\_\_\_\_ ② No ☐

**HUSTYP23** 164.2 Please check if any of the following are applicable.

<input type="checkbox"/> (1) Basement floor	<input type="checkbox"/> (4) Non-residential houses (stores, factories, etc.)	<input type="checkbox"/> (7) Mud hut
<input type="checkbox"/> (2) Semi-basement	<input type="checkbox"/> (5) Temporary building	<input type="checkbox"/> (8) Shanty
<input type="checkbox"/> (3) Rooftop house	<input type="checkbox"/> (6) Vinyl greenhouse	<input type="checkbox"/> (9) leasing apartment (permanent, public)
		<input type="checkbox"/> (-8) Not applicable



**HECONCLS** 165. What do you think is the economic status of the respondent's household?

\_\_\_\_ (1) Bottom of the bottom

\_\_\_\_ (3) Bottom of the middle

\_\_\_\_ (5) Bottom of the top

\_\_\_\_ (2) Top of the bottom

\_\_\_\_ (4) Top of the middle

\_\_\_\_ (6) Top of the top





## 《Interview Attempt Results Classification Codes》

※ After the last interview is finished, please mark corresponding codes with “O” in the Interviewer’s Recording column.

		Detailed Codes	Interviewer’s Recording
Interviews		Interview completed	
No-interview	Refusal	Refusal, household member	
		Refusal, respondent	
		Break-off	
	Non-contact	Unable to enter building/reaching housing unit	
		Unable to reach household member living in the housing unit	
		Unable to reach the respondent as they have moved away, etc.	
	Other	Dead	
		Physically or mentally unable/incompetent	
	Language	Household-level language problem	
		Respondent language problem	
		Language competency insufficient for interview	
	Other		
Unknown eligibility, non-interview		Unknown if the targeted housing unit existed	
		Not attempted or worked although selected	
		Unable to reach/unsafe area	
		Unable to locate address	
		Unknown if eligible respondent was there	
		Household-level refusal	
		Other	
Not eligible		Not a housing unit	
		Not a housing unit: institution	
		Group quarters	
		Vacant housing unit	
		Regular, vacant residences	
		Seasonal/vacation/temporary residence	
		Household that consists of people who do not qualify as respondents	
		Other	



## 《 Record of Visits to Sampled Household 》

※ When the survey is completed, please mark “O” in the Completed column.

Number of visits	Visit Date	Completed	Reason for Incomplete	Scheduled Revisit Date	Accompanied Interviewer's ID
1	__Month __Day __Day of Week __: __			__Month __Day __Day of Week __: __	
2	__Month __Day __Day of Week __: __			__Month __Day __Day of Week __: __	
3	__Month __Day __Day of Week __: __			__Month __Day __Day of Week __: __	
4	__Month __Day __Day of Week __: __			__Month __Day __Day of Week __: __	
5	__Month __Day __Day of Week __: __			__Month __Day __Day of Week __: __	
6	__Month __Day __Day of Week __: __			__Month __Day __Day of Week __: __	
7	__Month __Day __Day of Week __: __			__Month __Day __Day of Week __: __	
8	__Month __Day __Day of Week __: __			__Month __Day __Day of Week __: __	
9	__Month __Day __Day of Week __: __			__Month __Day __Day of Week __: __	
10	__Month __Day __Day of Week __: __			__Month __Day __Day of Week __: __	

## 《Reason for Incomplete》

- ① Visited, but no one was there
- ② Household member was present, but no eligible respondent
- ③ Respondent or household member requested revisit
- ④ Respondent scheduled an interview date and time
- ⑤ Respondent unavailable at the scheduled time
- ⑥ Respondent refused to interview
- ⑦ Other household member refused to interview
- ⑧ Break-off in the middle of the interview (partially completed)
- ⑨ Other: \_\_\_\_\_



## Appendix 2. BIBLIOGRAPHY

The information can be found on the  
Survey Research Center website (<https://kgss.skku.edu>) Publications.



### Appendix 3. 2003–2023 KGSS Modules

연도	ISSP	EASS	ESS	Researcher–Proposed
2003	National Identity	—	—	—
2004	Citizenship	—	—	—
2005	Work Orientations	—	—	Inequality and Justice(김상옥)
2006	Role of Government	Family	—	—
2007	Leisure Time and Sports	—	—	Cultural Industry and Consumption(이호영)
2008	Religion	Globalization & Culture	—	—
2009	Social Inequality	—	—	Inequality and Justice(김상옥) Mental Health and Suicide (박재현)
2010	Environment	Health	—	Musculoskeletal Disorders (박재현) Domestic Immigrant(김상옥)
2011	Health and Healthcare	—	—	Civil Rights, Altruism, and Donation(박재현) Ageism(김주현) Human Rights(구정우)
2012	Family and Changing Gender Roles	Network Social Capital	—	Internet and SNS Use and Addiction(황명진) Mental Health(박재현)
2013	National Identity	—	—	Risk Society(김미숙) Internet and SNS Utilization(이원재) Job Matching and Occupational Prestige(유홍준) Work Values and Attitude(류석춘/김형아)
2014	Citizenship	—	—	Risk Society(김미숙) Inequality and Justice(김상옥)
2016	Role of Government	Family	—	Nuclear Power Generation/SNS Utilization(이원재) Inequality and Political Participation(김석호) Confucianism and Human Nature(이정환/Anna Sun/김지범) Optimism/Hope(김지범)



연도	ISSP	EASS	ESS	Researcher-Proposed
2018	Religion	Globalization & Culture	—	ISSP Religion and Experiment(조화순/강정환) Inequality and Political Participation(김석호/박원호) Generational Shifts in Attitude towards Marriage, Family, and Childbirth(김영미/계봉오) Ageism(정순돌/김주현) Spread of Human Rights Awareness(서창록/구정우) Religion(송재룡/유광석) Policies on Employment and Income(임동균) Opinion Poll (Taeku Lee/김선민/하상응) National Character and Activation of the Local Community(박요성) ISSP Religion, Optimism, and Suicide(Tom W. Smith/김지범)
2021	Environment	Health	—	Basic Income(유종성) Political Diversity and Political Party(조화순) Populism and Democracy(조원빈) Social Class and Social Insurance(임동균) COVID-19(심재만) Confucianism (Neha Sahgal/김지범) Attitude towards Surveys (김지범)
2023	National Identity and Citizenship	Network Social Capital	Personal and Social Well-being	Poverty(황혜선) Gender and National identity, and Migration (Tadahiko Maeda/박요성) Political Attitude(박원호) Attitude towards Election Polls (김지범/장덕현/김솔이)



## Appendix 4. 2003–2023 KGSS Variables

No.	Variable Name	2003	2004	2005	2006	2007	2008	2009	2010	2011	2012	2013	2014	2016	2018	2021	2023
1	SEX	40_1_2	41_1_2	49_1_2	43_1_2	38_1_2	46_1_2	37_1_2	29_1_2	33_1_2	40_1_2	43_1_2	51_1_2	42_1_2	52_1_2	52_1_2	59_1_2
2	AGE	40_1_3	41_1_3	49_1_3	43_1_3	38_1_3	46_1_3	37_1_3	29_1_3	33_1_3	40_1_3	43_1_3	51_1_3	42_1_3	52_1_3	52_1_3	59_1_3
3	MARITAL	40_1_4	41_1_4	49_1_4	43_1_4	38_1_4	46_1_4	37_1_4	29_1_4	33_1_4	40_1_4	43_1_4	51_1_4	42_1_4	52_1_4	52_1_4	59_1_4
4	EMPLY	40_1_7	41_1_7	49_1_7	43_1_7	38_1_7	46_1_7	37_1_7	29_1_7	33_1_7	40_1_7	43_1_7	51_7	42_1_7	52_1_7	52_1_7	59_1_7
5	WHYNOE	40_1_8	41_1_8	49_1_8	43_1_8	38_1_8	46_1_8	37_1_8	29_1_8	33_1_8	40_1_8	43_1_8	51_8	42_1_8	52_1_8	52_1_8	59_1_8
6	EDUC	41	42	50	50	40	48	39	31	35	42	45	53	49	54	62	69
7	GRADUATE	41.1	42.1	50.1	50.1	40.1	48.1	39.1	31.1	35.1	42.1	45.1	53.1	49.1	54.1	62.1	69.1
8	DROPYR	41.2	42.2	50.2	50.2	40.2	48.2	39.2	31.2	35.2	42.2	45.2	53.2	49.2	54.2	62.2	69.2
9	CURRYR	41.3	42.3	50.3	50.3	40.3	48.3	39.3	31.3	35.3	42.3	45.3	53.3	49.3	54.3	62.3	69.3
10	HIEDUCYR							40	32	36							
11	TECHHIGH											46					
12	GRADYR											46_1					
13	SPEDUC	42	43	51	51	41	49	41	33	37	43	47	54	50	55	63	70
14	SPGRAD	42.1	43.1	51.1	51.1	41.1	49.1	41.1	33.1	37.1	43.1	47.1	54.1	50.1	55.1	63.1	70.1
15	SPDROPYR	42.2	43.2	51.2	51.2	41.2	49.2	41.2	33.2	37.2	43.2	47.2	54.2	50.2	55.2	63.2	70.2
16	SPCURRYR	42.3	43.3	51.3	51.3	41.3	49.3	41.3	33.3	37.3	43.3	47.3	54.3	50.3	55.3	63.3	70.3
17	PAEDUC	43	44	52	52	42	50	42	34	38	44	48	55	51	56	64	71
18	PAGRAD	43.1	44.1	52.1	52.1	42.1	50.1	42.1	34.1	38.1	44.1	48.1	55.1	51.1	56.1	64.1	71.1
19	PADROPYR	43.2	44.2	52.2	52.2	42.2	50.2	42.2	34.2	38.2	44.2	48.2	55.2	51.2	56.2	64.2	71.2
20	PACURRYR	43.3	44.3	52.3	52.3	42.3	50.3	42.3	34.3	38.3	44.3	48.3	55.3	51.3	56.3	64.3	71.3
21	MAEDUC	44	45	53	53	43	51	43	35	39	45	49	56	52	57	65	72
22	MAGRAD	44.1	45.1	53.1	53.1	43.1	51.1	43.1	35.1	39.1	45.1	49.1	56.1	52.1	57.1	65.1	72.1
23	MADROPYR	44.2	45.2	53.2	53.2	43.2	51.2	43.2	35.2	39.2	45.2	49.2	56.2	52.2	57.2	65.2	72.2
24	MACURRYR	44.3	45.3	53.3	53.3	43.3	51.3	43.3	35.3	39.3	45.3	49.3	56.3	52.3	57.3	65.3	72.3
25	FBIRTHPL													37_1	47(1)	54(1)	61_1
26	MBIRTHPL													37_2	47(2)	54(2)	61_2
27	FAMILY16															60	67
28	WHYNOTPA															60.1	
29	WHYNOTPA23																67.1
30	PAIND16A															61.1	68.1
31	PAIND16B															61.1	68.1
32	PAOCC16A															61.2	68.2
33	PAOCC16B															61.2	68.2
34	PAOCC16C															61.2	68.2
35	PAOCC16D															61.2	68.2
36	PAOCC16E															61.2	68.2
37	EMPED	45.1	46.1	54.1	54.1	44.1	52.1	44.1	36.1	40.1	46.1	50.1	57.1	53.1	58.1	66.1	73.1
38	WGSTAT	45.2	46.2	54.2	54.2	44.2	52.2	44.2	36.2	40.2	46.2	50.2	57.2	53.2	58.2	66.2	73.2
39	WGPTFL	45.3	46.3	54.3	54.3	44.3	52.3	44.3	36.3	40.3	46.3	50.3	57.3	53.3	58.3	66.3	73.3
40	WGWKHR	45.4	46.4	54.4	54.4	44.4	52.4	44.4	36.4	40.4	46.4	50.4	57.4	53.4	58.4	66.4	73.4
41	WGSTAB	45.5	46.5		54.6	44.6	52.5	44.7	36.6	40.5	46.5	50.5	57.5	53.5	58.5	66.5	73.5
42	WGTENYR			54.5_1	54.5_1	44.5_1		44.5_1	36.5_1							66.9_1	73.9_1
43	WGTENMO			54.5_2	54.5_2	44.5_2		44.5_2	36.5_2							66.9_2	73.9_2
44	NUMPRMT							44.6									
45	WGSECT	45.6	46.6	54.6	54.7	44.7	52.6	44.8	36.7	40.6	46.6	50.6	57.6	53.6	58.6	66.6	73.6
46	WGUNN	45.7	46.7	54.7	54.8	44.8	52.7	44.9	36.8	40.7	46.7	50.7	57.7	53.7	58.7	66.7	73.7
47	WGUNNP		46.7.1	54.7.1	54.8.1	44.8.1	52.7.1	44.9.1	36.8.1	40.7.1	46.7.1	50.7.1	57.7.1	53.7.1	58.7.1	66.7.1	73.7.1
48	WGPOSTN			54.8													
49	WGNOEMP	45.8		54.9								50.8	57.8	53.8	58.8	66.8	73.8
50	SFSTAT	45.9	46.8	54.10	54.9	44.9	52.8	44.10	36.9	40.8	46.8	50.9	57.9	53.9	58.9	66.10	73.10
51	SFNOHI	45.1	46.8.1	54.10.1	54.9.1	44.9.1	52.8.1	44.10.1	36.9.1	40.8.1	46.8.1	50.9.1	57.9.1	53.9.1	58.9.1	66.10.1	73.10.1
52	SFPTFL		46.9	54.11	54.10	44.10	52.9	44.11	36.10	40.9	46.9	50.10	57.10	53.1	58.10	66.11	73.11
53	SFWKHR		46.10	54.12	54.11	44.11	52.10	44.12	36.11	40.10	46.10	50.11	57.11	53.11	58.11	66.12	73.12
54	SFTENYR			54.13_1		44.12_1		44.13_1	36.12_1	40.11_1	46.11_1	50.12_1	57.12_1	53.12_1	58.12(1)	66.13_1	73.13_1
55	SFTENMO			54.13_2		44.12_2		44.13_2	36.12_2	40.11_2	46.11_2	50.12_2	57.12_2	53.12_2	58.12(2)	66.13_2	73.13_2
56	SF WHY			54.14					36.13								
57	NUMSUP							44.14.1	36.14.1	40.12.1	46.12.1	50.13.1	57.13.1	53.13.1	58.13.1	66.14.1	73.14.1
58	EMSUBO	45.11	46.11	54.15	54.12	44.13	52.11	44.14.2	36.14.2	40.12.2	46.12.2	50.13.2	57.13.2	53.13.2	58.13.2	66.14.2	73.14.2
59	WHYUNEM	45.15															
60	UNWKEXA	45.17		54.17													
61	UNWKEX									40.17	46.17	50.18	57.18	53.18	58.18	66.19	73.19
62	UNSTAT	45.18	46.15	54.17.2	54.16	44.17	52.16	44.20	36.20	40.18	46.18	50.19	57.19	53.19	58.19	66.20	73.20
63	UNNOHI		46.15.1	54.17.2.1	54.16.1	44.17.1	52.16.1	44.20.1	36.20.1	40.18.1	46.18.1	50.19.1	57.19.1	53.19.1	58.19.1	66.20.1	73.20.1
64	UNSUBO		46.16	54.17.3	54.17	44.18	52.17	44.21	36.21	40.19	46.19	50.20	57.20	53.20	58.20	66.21	73.21
65	UNWKHR	45.16	46.17	54.17.4	54.18	44.19	52.18	44.22	36.22	40.20	46.20	50.21	57.21	53.21	58.21	66.22	73.22
66	UNSRCH	45.14	46.13		54.14	44.15	52.14	44.17	36.17	40.15	46.15	50.16	57.16	53.16	58.16	66.17	73.17
67	RINCOMO	45.12	46.12	54.16	54.13_2	44.14_2	52.12_2	44.15_2	36.15_2	40.13_2	46.13_2	50.14_2	57.14_2	53.14	58.14	66.15	73.15
68	RINCOME	45.12	46.12	54.16	54.13_2	44.14_2	52.12_2	44.15_2	36.15_2	40.13_2	46.13_2	50.14_2	57.14_2	53.14	58.14	66.15	73.15
69	ROEARN	45.13															
70	RXTINC						52.13_1	44.16_1	36.16_1	40.14_1	46.14_1	50.15_1	57.15_1	53.15_1	58.15(1)	66.16_1	73.16_1
71	RXTINC0						52.13_3	44.16_3	36.16_3	40.14_3	46.14_3	50.15_3	57.15_3	53.15_2	58.15(2)	66.16_2	73.16_2
72	RXTINCM						52.13_3	44.16_3	36.16_3	40.14_3	46.14_3	50.15_3	57.15_3	53.15_2	58.15(2)	66.16_2	73.16_2
73	UNXTINC						52.19_1	44.18_1	36.18_1	40.16_1	46.16_1	50.17_1	57.17_1	53.17_1	58.17	66.18	73.18_1



No.	Variable Name	2003	2004	2005	2006	2007	2008	2009	2010	2011	2012	2013	2014	2016	2018	2021	2023
74	UNXTINC0						52.19_3	44.18_3	36.18_3	40.16_3	46.16_3	50.17_3	57.17_3	53.17_2	58.17	66.18	73.18_2
75	UNXTINCM						52.19_3	44.18_3	36.18_3	40.16_3	46.16_3	50.17_3	57.17_3	53.17_2	58.17	66.18	73.18_2
76	INDUSTRY	46_1	47.1	55.1	55.1	45.1	53.1	45.1_1	37.1_1	41.1_1	47.1_1	51.1_1	58.1_1	54.1	59.1	67.1	74.1
77	INDUS08							45.1_2	37.1_2	41.1_2	47.1_2	51.1_2	58.1_2		59.1_2	67.1_2	74.1
78	INDUS16A																74.1
79	INDUS16B																74.1
80	OCC	46_2	47.1	55.2	55.2	45.2	53.2	45.2_1	37.2_1	41.2_1	47.2_1	51.2_1	58.2_1	54.2	59.2	67.2	74.2
81	OCC08							45.2_2	37.2_2	41.2_2	47.2_2	51.2_2	58.2_2	54.5	59.2	67.2_2	74.2
82	OCC16A													54.2			74.2
83	OCC16B																74.2
84	OCC16C																74.2
85	OCC16D																74.2
86	OCC16E																74.2
87	SPINCMR	47	49	56	56	46	54	46	38	42	48	52	59	55	60	68	75
88	SPEMPED	47.1	49.1	56.1	56.1	46.1	54.1	46.1	38.1	42.1	48.1	52.1	59.1	55.1	60.1	68.1	75.1
89	SPWGSTAT	47.2	49.2	56.2	56.2	46.2	54.2	46.2	38.2	42.2	48.2	52.2	59.2	55.2	60.2	68.2	75.2
90	SPWGPTFL	47.3	49.3	56.3	56.3	46.3	54.3	46.3	38.3	42.3	48.3	52.3	59.3	55.3	60.3	68.3	75.3
91	SPWGWKHR	47.4	49.4	56.4	56.4	46.4	54.4	46.4	38.4	42.4	48.4	52.4	59.4	55.4	60.4	68.4	75.4
92	SPWGSTAB	47.5	49.5	56.5	56.5	46.6	54.5	46.5	38.5	42.5	48.5	52.5	59.5	55.5	60.5	68.5	75.5
93	SPWGTNYR					46.5_1										68.8_1	75.8_1
94	SPWGTNMO					46.5_2										68.8_2	75.8_2
95	SPWGSECT	47.6	49.6	56.6	56.6	46.7	54.6	46.6	38.6	42.6	48.6	52.6	59.6	55.6	60.6	68.6	75.6
96	SPWGUNN	47.7	49.7	56.7	56.7	46.8	54.7	46.7	38.7	42.7	48.7	52.7	59.7	55.7	60.7	68.7	75.7
97	SPWGUNNP		49.7.1	56.7.1	56.7.1	46.8.1	54.7.1	46.7.1	38.7.1	42.7.1	48.7.1	52.7.1	59.7.1	55.7.1	60.7.1	68.7.1	75.7.1
98	SPSFSTAT	47.8	49.8	56.8	56.8	46.9	54.8	46.8	38.8	42.8	48.8	52.8	59.8	55.8	60.8	68.9	75.9
99	SPSFNOHI	47.9	49.8.1	56.8.1	56.8.1	46.9.1	54.8.1	46.8.1	38.8.1	42.8.1	48.8.1	52.8.1	59.8.1	55.8.1	60.8.1	68.9.1	75.9.1
100	SPSFPTFL		49.9	56.9	56.9	46.10	54.9	46.9	38.9	42.9	48.9	52.9	59.9	55.9	60.9	68.10	75.10
101	SPSFWKHR		49.10	56.10	56.10	46.11	54.10	46.10	38.10	42.10	48.10	52.10	59.10	55.10	60.10	68.11	75.11
102	SPSFTNYR					46.12_1											
103	SPSFTNMO					46.12_1											
104	SPSFWHY								38.11								
105	SPNUMSUP							46.11.1	38.12.1	42.11.1	48.11.1	52.11.1	59.11.1	55.11.1	60.11.1	68.12.1	75.12.1
106	SPEMSUBO		49.11	56.11	56.11	46.13	54.11	46.11.2	38.12.2	42.11.2	48.11.2	52.11.2	59.11.2	55.11.2	60.11.2	68.12.2	75.12.2
107	SPWUNEM	47.13															
108	SPUNWKEXA	47.15		56.13													
109	SPUNWKEX		49.14		56.14	46.16	54.15	46.16	38.17	42.16	48.16	52.16	59.16	55.16	60.16	68.17	75.17
110	SPUNSTAT	47.16	49.15	56.13.1	56.15	46.17	54.16	46.17	38.18	42.17	48.17	52.17	59.17	55.17	60.17	68.18	75.18
111	SPUNNOHI		49.15.1	56.13.1.1	56.15.1	46.17.1	54.16.1	46.17.1	38.18.1	42.17.1	48.17.1	52.17.1	59.17.1	55.17.1	60.17.1	68.18.1	75.18.1
112	SPUNSUBO		49.16	56.13.2	56.16	46.18	54.17	46.18	38.19	42.18	48.18	52.18	59.18	55.18	60.18	68.19	75.19
113	SPUNWKHR	47.14	49.17	56.13.3	56.17	46.19	54.18	46.19	38.20	42.19	48.19	52.19	59.19	55.19	60.19	68.2	75.20
114	SPUNSRCH	47.12	49.13		56.13	46.15	54.14	46.14	38.15	42.14	48.14	52.14	59.14	55.14	60.14	68.15	75.15
115	SPUNJSRC			56.14													
116	SPINCOM0	47.10	49.12	56.12	56.12_2	46.14_2	54.12_2	46.12_2	38.13_2	42.12_2	48.12_2	52.12_2	59.12_2	55.12	60.12	68.13	75.13
117	SPINCOME	47.10	49.12	56.12	56.12_2	46.14_2	54.12_2	46.12_2	38.13_2	42.12_2	48.12_2	52.12_2	59.12_2	55.12	60.12	68.13	75.13
118	SPOEARN	47.11															
119	SPXTINC						54_13_1	46.13_1	38.14_1	42.13_1	48.13_1	52.13_1	59.13_1	55.13_1	60.13(1)	68.14_1	75.14_1
120	SPXTINC0						54.13_3	46.13_3	38.14_3	42.13_3	48.13_3	52.13_3	59.13_3	55.13_2	60.13(2)	68.14_2	75.14_2
121	SPXTINCM						54.13_3	46.13_3	38.14_3	42.13_3	48.13_3	52.13_3	59.13_3	55.13_2	60.13(2)	68.14_2	75.14_2
122	SPUNXTN						54.19_1	46.15_1	38.16_1	42.15_1	48.15_1	52.15_1	59.15_1	55.15_1	60.15(1)	68.16_1	75.16_1
123	SPUNXTN0						54.19_3	46.15_3	38.16_3	42.15_3	48.15_3	52.15_3	59.15_3	55.13_2	60.15(2)	68.16_2	75.16_2
124	SPUNXTNM						54.19_3	46.15_3	38.16_3	42.15_3	48.15_3	52.15_3	59.15_3	55.13_2	60.15(2)	68.16_2	75.16_2
125	SPIND	48_1	50.1	57.1	57.1	47.1	55.1	47.1_1	39.1_1	43.1_1	49.1_1	53.1_1	60.1_1	56.1	61.1	69.1	76.1
126	SPIND08							47.1_2	39.1_2	43.1_2	49.1_2	53.1_2	60.1_2	54.1_2	61.1_2	69.1_1	76.1
127	SPIND16A																76.1
128	SPIND16B																76.1
129	SPOCC	48_2	50.2	57.2	57.2	47.2	55.2	47.2_1	39.2_1	43.2_1	49.2_1	53.2_1	60.2_1	56.2	61.2	69.2	76.2
130	SPOCC08							47.2_2	39.2_2	43.2_2	49.2_2	53.2_2	60.2_2	54.2_2	61.2_2	69.2_2	76.2
131	SPOCC16A													56.2	61.2		76.2
132	SPOCC16B																76.2
133	SPOCC16C																76.2
134	SPOCC16D																76.2
135	SPOCC16E																76.2
136	MAALIV										111.1						
137	MADIEWHN										111.2						
138	MADIEWHY										111.3						
139	PAALIV										111.4						
140	PADIEWHN										111.5						
141	PADIEWHY										111.6						
142	INCOM0	49	51	58	58_2	48_2	56_2	48_2	40_2	44_2	50_2	54_2	61_2	57	62	70	77
143	INCOME	49	51	58	58_2	48_2	56_2	48_2	40_2	44_2	50_2	54_2	61_2	57	62	70	77
144	SATFIN	33	31	45	37		42	30	15	23	22			15	19	20	25
145	FINALTER	34	32	40	31	31	35	27	23	47	30	30	32				
146	FINRELA	35	33														
147	FINREL05			41	32	32	36	28	16	24	23		23			17	22
148	STDIVIN											85					
149	FINPROS					33	37	29	24	48	31	31	33			21	26
150	RAGECLAS													17			



No.	Variable Name	2003	2004	2005	2006	2007	2008	2009	2010	2011	2012	2013	2014	2016	2018	2021	2023
151	PAGECLAS													18			
152	WORRY316													20			
153	HELPPARE													21			
154	KIDS	37															
155	KIDNUM10								25	29	36	39	47	38	48	55	62
156	NUMOFCHD														142		
157	PARSOL	36	34	42	33				17	25	24		24			18	23
158	KIDSSOL	37.1	35	43													
159	KIDSOL06				34				18	26	25	24	25			19	24
160	CLASS	32	30	39													
161	RANK10	91															
162	CLASS06				30	30	34										
163	URBRURAL	30	29	38	29	29	33	26	22	45	28	26	28	36	27	26	32
164	HOUSTYPE														63	71	78
165	HOUSOWNS														64	72	79
166	BLOODTYP													138			
167	EXTROVRT							33_1		93_1	104_1						
168	CRITICAL							33_2		93_2	104_2						
169	CONSCNTS							33_3		93_3	104_3						
170	EMOTIONL							33_4		93_4	104_4						
171	OPEN							33_5		93_5	104_5						
172	INTROVRT							33_6		93_6	104_6						
173	AGREEALE							33_7		93_7	104_7						
174	HASTY							33_8		93_8	104_8						
175	EVENTMPD							33_9		93_9	104_9						
176	CLOSED							33_10		93_10	104_10						
177	FEAR			7													
178	PROPCRM			8													
179	VIOLCRM			9													
180	FEARCRM						5										
181	FAMILY	27_1															
182	FRIENDS	27_2															
183	NEIGHBOR	27_3															
184	WORK	27_4															
185	LEISURE	27_5															
186	MONEY	27_6															
187	POWER	27_7															
188	EDUCATN	27_8															
189	HEALTH	27_9															
190	RELIGION	27_10															
191	IMPLF1				26_1	26_1	30_1	19_1									
192	IMPLF2				26_2	26_2	30_2	19_2									
193	GETAHEAD	89											101	22			
194	CULTBIAS1											36_1					
195	CULTBIAS2											36_2					
196	CULTBIAS3											36_3					
197	CULTBIAS4											36_4					
198	CULTBIAS5											36_5					
199	CULTBIAS6											36_6					
200	CULTBIAS7											36_7					
201	CULTBIAS8											36_8					
202	CULTBIAS9											36_9					
203	CULTBIAS10											36_10					
204	CULTBIAS11											36_11					
205	CULTBIAS12											36_12					
206	RETURNFM														26		30
207	FRDTHINK		65_1														
208	FRDHELPS		65_2														
209	FRDKNOWS		65_3														
210	FRDENJOY		65_4														
211	BESTFRND															152	128
212	RSNTOLIV							86_2									
213	HAVEPLAN							86_3									
214	LIFCNTRL							86_4									
215	DONN1									92_1							
216	DONN2									92_2							
217	DONN3									92_3							
218	DONN4									92_4							
219	DONN5									92_5							
220	DONN6									92_6							
221	DONN7									92_7							
222	DONN8									92_8							
223	DOMOREWK							86_1									
224	OTHERS1									90_1							45_1
225	OTHERS2									90_2							45_2
226	PEOPLE1									91_1							
227	PEOPLE2									91_2							



No.	Variable Name	2003	2004	2005	2006	2007	2008	2009	2010	2011	2012	2013	2014	2016	2018	2021	2023
228	HELPFUL	2	2	1	1	1	1	1		2	2	1	1	1	1	1	1
229	CHARABRN													119_2			
230	MORALBRN													119_3	38_2	46_2	
231	ACCOTH													119_4			
232	RESPOTH													119_5			
233	INDDIFF									87_1							42
234	INDLIMIT									87_2							
235	LEISUREI														147		
236	LIFEWILL														148		
237	LOTR1													112_1	65_1		
238	LOTR2													112_2	65_2		
239	LOTR3													112_3	65_3		
240	LOTR4													112_4	65_4		
241	LOTR5													112_5	65_5		
242	LOTR6													112_6	65_6		
243	HOPE1													113_1			
244	HOPE2													113_2			
245	HOPE3													113_3			
246	HOPE4													113_4			
247	HOPE5													113_5			
248	HOPE6													113_6			
249	IDEALFAM														138		
250	DINNER							80_1									
251	RAISE							80_4									
252	INTCHL1										99_1						
253	INTCHL2										99_2						
254	INTCHL3										99_3						
255	INTCHL4										99_4						
256	INTCHL5										99_5						
257	INTCHL6										99_6						
258	INTCHL7										99_7						
259	INTCHL8										99_8						
260	INTCHL9										99_9						
261	COMGEN											22	22	19			
262	MERCYDTH											23					
263	TERROR											29	31	28			
264	MARIGOLD														139_1		
265	WOMENCHD														139_2		
266	LOVCOHAB														139_3		
267	WOMENROL														139_4		
268	MARABORT														139_5		
269	HLPECONO														139_6		
270	CHDOBEYP														139_7		
271	HUSBWIFE														139_8		
272	MARFUTUR														140		
273	MARFUAGE														140.1		
274	CHDFUTUR														141		
275	CHDFUAGE														141.1		
276	WRKNOKD	64_1															
277	WRKBABY	64_2															
278	WRKSCH	64_3															
279	WRKGRWN	64_4															
280	FEJOBFAFF	65															
281	MAPAID	68_1															
282	CHLDCARE	68_2															
283	ABCHOOSE	68_3															
284	HAPMAR	69	37														
285	INFORAID														133		
286	SIBNUM		52														
287	SIBMOST		52.1														
288	SIBVISIT		52.1.1														
289	SIBCALL		52.1.2														
290	KIDNUM		53														
291	KIDMOST		53.1														
292	KIDVISIT		53.1.1														
293	KIDCALL		53.1.2														
294	PAVISIT1		54														
295	PACALL1		54.1														
296	MAVISIT1		55														
297	MACALL1		55.1														
298	UAFCONT		56_1														
299	UAMCONT		56_2														
300	COUSINS		56_3														
301	PARSLAW		56_4														
302	SIBINLAW		56_5														
303	NIECENEP		56_6														
304	COWRKFRD		57														



No.	Variable Name	2003	2004	2005	2006	2007	2008	2009	2010	2011	2012	2013	2014	2016	2018	2021	2023
305	NEIFRD		58														
306	OTHFRD		59														
307	BESTFRD		60														
308	BSTVISIT		60.1														
309	BSTCALL		60.2														
310	CONTACT		61														
311	SICK1		62_1_1														
312	SICK2		62_1_2														
313	BORROW1		62_2_1														
314	BORROW2		62_2_2														
315	DOWN1		62_3_1														
316	DOWN2		62_3_2														
317	HELPHWRK		63_1														
318	LENTTO		63_2														
319	TALKEDTO		63_3														
320	HELPJOB		63_4														
321	LEARNJOB		64														
322	KIDPARS		66_1														
323	FIRSTYOU		66_2														
324	HELPPFRDS		66_3														
325	USEFRDS		66_4														
326	AIDKIDS		67_1														
327	AIDOLD		67_2														
328	NG1									94_1							
329	NG1SEX									94.1_1							
330	NG1EDUC									94.2_1							
331	NG1AGE									94.3_1							
332	NG1KNWYR									94.4_1_1							
333	NG1KNWMO									94.4_1_2							
334	NG1RELA1									94.5_1_1							
335	NG1RELA2									94.5_1_2							
336	NG1RELA3									94.5_1_3							
337	NG1RELA4									94.5_1_4							
338	NG1RELA5									94.5_1_5							
339	NG1RELA6									94.5_1_6							
340	NG1RELA7									94.5_1_7							
341	NG1RELA8									94.5_1_8							
342	NG1RELA9									94.5_1_9							
343	NG1CONT									94.6_1							
344	NG2									94_2							
345	NG2SEX									94.1_2							
346	NG2EDUC									94.2_2							
347	NG2AGE									94.3_2							
348	NG2KNWYR									94.4_2_1							
349	NG2KNWMO									94.4_2_1							
350	NG2RELA1									94.5_2_1							
351	NG2RELA2									94.5_2_2							
352	NG2RELA3									94.5_2_3							
353	NG2RELA4									94.5_2_4							
354	NG2RELA5									94.5_2_5							
355	NG2RELA6									94.5_2_6							
356	NG2RELA7									94.5_2_7							
357	NG2RELA8									94.5_2_8							
358	NG2RELA9									94.5_2_9							
359	NG2CONT									94.6_2							
360	NG3									94_3							
361	NG3SEX									94.1_3							
362	NG3EDUC									94.2_3							
363	NG3AGE									94.3_3							
364	NG3KNWYR									94.4_3_1							
365	NG3KNWMO									94.4_3_2							
366	NG3RELA1									94.5_3_1							
367	NG3RELA2									94.5_3_2							
368	NG3RELA3									94.5_3_3							
369	NG3RELA4									94.5_3_4							
370	NG3RELA5									94.5_3_5							
371	NG3RELA6									94.5_3_6							
372	NG3RELA7									94.5_3_7							
373	NG3RELA8									94.5_3_8							
374	NG3RELA9									94.5_3_9							
375	NG3CONT									94.6_3							
376	NG4									94_4							
377	NG4SEX									94.1_4							
378	NG4EDUC									94.2_4							
379	NG4AGE									94.3_4							
380	NG4KNWYR									94.4_4_1							
381	NG4KNWMO									94.4_4_2							



No.	Variable Name	2003	2004	2005	2006	2007	2008	2009	2010	2011	2012	2013	2014	2016	2018	2021	2023
382	NG4RELA1									94.5_4_1							
383	NG4RELA2									94.5_4_2							
384	NG4RELA3									94.5_4_3							
385	NG4RELA4									94.5_4_4							
386	NG4RELA5									94.5_4_5							
387	NG4RELA6									94.5_4_6							
388	NG4RELA7									94.5_4_7							
389	NG4RELA8									94.5_4_8							
390	NG4RELA9									94.5_4_9							
391	NG4CONT									94.6_4							
392	NG5									94_5							
393	NG5SEX									94.1_5							
394	NG5EDUC									94.2_5							
395	NG5AGE									94.3_5							
396	NG5KNWYR									94.4_5_1							
397	NG5KNWMO									94.4_5_2							
398	NG5RELA1									94.5_5_1							
399	NG5RELA2									94.5_5_2							
400	NG5RELA3									94.5_5_3							
401	NG5RELA4									94.5_5_4							
402	NG5RELA5									94.5_5_5							
403	NG5RELA6									94.5_5_6							
404	NG5RELA7									94.5_5_7							
405	NG5RELA8									94.5_5_8							
406	NG5RELA9									94.5_5_9							
407	NG5CONT									94.6_5							
408	NGMUTU01									94.7_1							
409	NGMUTU02									94.7_2							
410	NGMUTU03									94.7_3							
411	NGMUTU04									94.7_4							
412	NGMUTU05									94.7_5							
413	NGMUTU06									94.7_6							
414	NGMUTU07									94.7_7							
415	NGMUTU08									94.7_8							
416	NGMUTU09									94.7_9							
417	NGMUTU10									94.7_10							
418	ELDAGE									109			35				
419	ELDSELF									111							
420	BESTAGE									110			36				
421	ELDCOG01									112_1							
422	ELDCOG02									112_2							
423	ELDCOG03									112_3							
424	ELDCOG04									112_4							
425	ELDCOG05									112_5							
426	ELDCOG06									112_6							
427	ELDCOG07									112_7							
428	ELDCOG08									112_8							
429	ELDCOG09									112_9							
430	ELDCOG10									112_10							
431	ELDCOG11									112_11							
432	ELDEXP1									113_1							
433	ELDEXP2									113_2							
434	ELDEXP3									113_3							
435	ELDEXP4									113_4							
436	ELDEXP5									113_5							
437	ELDEXP6									113_6							
438	ELDEXP7									113_7							
439	ELDEXP8									113_8							
440	ELDEXP9									113_9							
441	ELDATT01									114_1							
442	ELDATT02									114_2							
443	ELDATT03									114_3							
444	ELDATT04									114_4							
445	ELDATT05									114_5							
446	ELDATT06									114_6							
447	ELDATT07									114_7							
448	ELDATT08									114_8							
449	ELDATT09									114_9							
450	ELDATT10									114_10							
451	ELDATT11									114_11							
452	ELDCT									115							
453	ELDCTRL									115.1							
454	GENCONF1														149_1		
455	GENCONF2														149_2		
456	GENCONF3														149_3		
457	GENCONF4														149_4		
458	GENCONF5														149_5		



No.	Variable Name	2003	2004	2005	2006	2007	2008	2009	2010	2011	2012	2013	2014	2016	2018	2021	2023
459	OLDWELF1														150_1		
460	OLDWELF2														150_2		
461	OLDWELF3														150_3		
462	OLDCONT1														151_1		
463	OLDCONT2														151_2		
464	OLDCONT3														151_3		
465	GOVRGEN1														152_1		
466	GOVRGEN2														152_2		
467	GOVRGEN3														152_3		
468	AGEIMGE1														153_1		
469	AGEIMGE2														153_2		
470	AGEIMGE3														153_3		
471	AGEIMGE4														153_4		
472	AGEIMGE5														153_5		
473	ELDDISC									116							
474	ELDPROB1									117_1							
475	ELDPROB2									117_2							
476	ELDPROB3									117_3							
477	ELDPROB4									117_4							
478	ELDPROB5									117_5							
479	OLDGOVBE															133_1	
480	OLDBURDE															133_2	
481	OLDPOLPW															133_3	
482	SATFACE1					73_1											
483	SATFACE2					73_2											
484	SATFACE3					73_3											
485	SATFACE4					73_4											
486	SATFACE5					73_5											
487	SATFACE6					73_6											
488	HAPPINSS							32	73					30		23	123
489	ENJOY													31_1			
490	CALM													31_2			
491	WORRY													31_3			
492	SAD													31_4			
493	FATIGUE							87_2			106_2						
494	EATDSODR							87_3			106_3						
495	STRDECLN							87_4		95_1	106_4						
496	FEELDOWN							87_5		95_2	106_5						
497	SLPDSODR							87_1			106_1						
498	STRESFUL					72		18	55	46							
499	STRESWHY					72.1											
500	STRSSECO							81_1									
501	STRSSJOB							81_2									
502	STRSSFAM							81_3									
503	FEELBAD							87_6			106_6						
504	HRDFOCS							87_7			106_7						
505	FEELNRVS							87_8			106_8						
506	BETTRDIE							87_9			106_9						
507	EMOTION							88									
508	HRDSOC							87.1			106.1						
509	ASCRPSLF							89_1									
510	ASCRPOTH							89_2									
511	FRACTURE							90_1									
512	ARTHRITS							90_2									
513	HEARTPRB							90_3									
514	ASTHMA							90_4									
515	STROKE							90_5									
516	DIABETES							90_6									
517	HYPRTNSN							90_7									
518	BACKPAIN							90_8									
519	CANCER							90_9									
520	DENTLPRB							90_10									
521	VSIONPRB							90_11									
522	HEARPRB							90_12									
523	ALZHEIMR							90_13									
524	DPRESSN							90_14									
525	RETARD							90_15									
526	OBESITY							90_16									
527	AGEING							90_17									
528	SYMPTOTH							90_18									
529	PAINFUL								76								
530	HANDPAIN								76_1								
531	HANDSPOT								76_1_1								
532	HANDDUR								76_1_2								
533	HANDACHE								76_1_3								
534	HANDFREQ								76_1_4								
535	HANDSMPT								76_1_5								



No.	Variable Name	2003	2004	2005	2006	2007	2008	2009	2010	2011	2012	2013	2014	2016	2018	2021	2023
536	HANDHOSP								76_1_6								
537	ARMPAIN								76_2								
538	ARMSPOT								76_2_1								
539	ARMDUR								76_2_2								
540	ARMACHE								76_2_3								
541	ARMFREQ								76_2_4								
542	ARMSMPT								76_2_5								
543	ARMHOSP								76_2_6								
544	SHLDPAIN								76_3								
545	SHLDSPT								76_3_1								
546	SHLDDUR								76_3_2								
547	SHLDACHE								76_3_3								
548	SHLDFREQ								76_3_4								
549	SHLDSMPT								76_3_5								
550	SHLDHOSP								76_3_6								
551	NECKPAIN								76_4								
552	NECKDUR								76_4_2								
553	NECKACHE								76_4_3								
554	NECKFREQ								76_4_4								
555	NECKSMPT								76_4_5								
556	NECKHOSP								76_4_6								
557	WSTPAIN								76_5								
558	WSTDUR								76_5_2								
559	WSTACHE								76_5_3								
560	WSTFREQ								76_5_4								
561	WSTSMPT								76_5_5								
562	WSTHOSP								76_5_6								
563	KNEEPAIN								76_6								
564	KNEESPOT								76_6_1								
565	KNEEDUR								76_6_2								
566	KNEEACHE								76_6_3								
567	KNEEFREQ								76_6_4								
568	KNEESMPT								76_6_5								
569	KNEEHOSP								76_6_6								
570	AVGHWKTM								77								
571	DIGRHEUM								78_1								
572	DIGDIABT								78_2								
573	DIGLUPUS								78_3								
574	DIGGOUT								78_4								
575	DIGALCHL								78_5								
576	CURRCOND								78_1								
577	EXPHAND								79_1								
578	EXPARM								79_2								
579	EXPSHLD								79_3								
580	EXPNECK								79_4								
581	EXPWST								79_5								
582	EXPKNEE								79_6								
583	PHYBURDN								80								
584	KEYBOARD								81_1								
585	RPTEDACT								81_2								
586	SITHEELS								81_3								
587	OTHREL1										107_1						
588	OTHREL2										107_2						
589	OTHREL3										107_3						
590	OTHREL4										107_4						
591	OTHREL5										107_5						
592	OTHREL6										107_6						
593	OTHREL7										107_7						
594	SLFCTRL1										108_1						
595	SLFCTRL2										108_2						
596	TRAU01										109_1						
597	TRAU02										109_2						
598	TRAU03										109_3						
599	TRAU04										109_4						
600	TRAU05										109_5						
601	TRAU06										109_6						
602	TRAU07										109_7						
603	TRAU08										109_8						
604	TRAU09										109_9						
605	TRAU10										109_10						
606	TRAU11										109_11						
607	TRAU12										109_12						
608	TRAU13										109_13						
609	TRAU14										109_14						
610	TRAU15										109_15						
611	TRAU16										109_16						
612	TRAU17										109_17						



No.	Variable Name	2003	2004	2005	2006	2007	2008	2009	2010	2011	2012	2013	2014	2016	2018	2021	2023
613	TRAU18										109_18						
614	TRAU19										109_19						
615	TRAU20										109_20						
616	TRAU21										109_21						
617	TRAU22										109_22						
618	TRAUIMP										109.1						
619	TRAUFEAR										109.2						
620	TRAUFEEL										109.3						
621	TRAUWHO										109.4						
622	FOOL1										110_1						
623	FOOL2										110_2						
624	FOOL3										110_3						
625	FOOL4										110_4						
626	FOOL5										110_5						
627	FOOLWHO										110.1						
628	SUICIDE131											38_1			45_1	49_1	52_1
629	SUICIDE132											38_2			45_2	49_2	52_2
630	SUICIDE133											38_3			45_3	49_3	52_3
631	SUICIDE134											38_4			45_4	49_4	52_4
632	SUICIDE1							83_1									
633	SUICIDE2							83_2									
634	SUICIDE3							83_3									
635	SUICIDE4							83_4									
636	SUICIDE5							83_5									
637	SUICIDE6							83_6									
638	SUICIDE7							83_7									
639	SUICIDE8							83_8									
640	SUICIDE9							83_9									
641	SUICID10							83_10									
642	SUICID11							83_11									
643	SUICID12							83_12									
644	SUICID13							83_13									
645	SUICID14							83_14									
646	THINKDIE							84_1			105_1						
647	HURTSELF							84_2			105_2						
648	THNKSUI							84_3			105_3						
Add_	THNKSUIYR														46_1		
ver.2																	
649	PLANSUI							84_4			105_4						
Add_	PLANSUIYR														46_2		
ver.2																	
650	ATTMTSUI							84_5			105_5						
Add_	ATTMTSUIYR														46_3		
ver.2																	
651	SUIKNEW1							85_1									
652	COMMTSUI							84_6			105_6						
653	SUIKNEW2							85_2									
654	SUIKNEW3							85_3									
655	DEATH1							91_1									
656	DEATH2							91_2									
657	DEATH3							91_3									
658	DEATH4							91_4									
659	DEATH5							91_5									
660	DEATH6							91_6									
661	DEATH7							91_7									
662	DEATH8							91_8									
663	DEATH9							91_9									
664	ORGAN							82						34			
665	RELIG	31	28	37	28	28	32	25	21	28	27	28	30	27	25	25	29
666	RELDEN						32.1										
667	ATTEND	31.1	28.1	36	27	27	31	24	20	27	26	27	29	26	24	24	28
668	RELITEN	31.2	28.2	37.1	28.1	28.1	32.2	25.1	21.1	28.1	27.1	28.1	30.1	27.1	25.1	25.1	29.1
669	RELAFFCT	31_2						25.2									
670	RELTEACH														25.2		
671	SOULDESC														101		
672	RELIGSPOS														102		
673	RELFUNER														103		
674	SPIRITUL														104		
675	VIRTUECHD														105		
676	PRAYHELP														106		
677	RELTHINK														107		
678	CONFUCIN													114			
679	RITECONF													115_1			
680	RITEBUDD													115_2			
681	RITESHIN													115_3			
682	RITETAOI													115_4			
683	RITECHRI													115_5			
684	RITEISLA													115_6			



No.	Variable Name	2003	2004	2005	2006	2007	2008	2009	2010	2011	2012	2013	2014	2016	2018	2021	2023
685	RITEOTH													115_7			
686	RITEDK													115_8			
687	RITEGRAV													116			
688	RITGRV23																48
689	RITEHOME													117			
690	SHRINE													118			
691	CONFULIV															43	47
692	FAMRESPO															43.1_1	47.1_1
693	CONFUKOR															43.1_2	47.1_2
694	CONFURIT															43.1_3	47.1_3
695	ANCEDUTY															43.1_4	47.1_4
696	CONFUETH															43.1_5	47.1_5
697	RELIAB03	1															
698	RELIABLE		1	5	4	4	4	4		5	5	4	4		5	5	4
699	TRUST	4		3	2			16				15	15				
700	CONBUS	5_1	5_1	4_1	3_1	3_1	3_1	3_1	2_1	4_1	4_1	3_1	3_1	4_1	4_1	4_1	3_1
701	CONCLERG	5_2	5_2	4_2	3_2	3_2	3_2	3_2	2_2	4_2	4_2	3_2	3_2	4_2	4_2	4_2	3_2
702	CONEDUC	5_3	5_3	4_3	3_3	3_3	3_3	3_3	2_3	4_3	4_3	3_3	3_3	4_3	4_3	4_3	3_3
703	CONLABOR	5_4	5_4	4_4	3_4	3_4	3_4	3_4	2_4	4_4	4_4	3_4	3_4	4_4	4_4	4_4	3_4
704	CONPRESS	5_5	5_5	4_5	3_5	3_5	3_5	3_5	2_5	4_5	4_5	3_5	3_5	4_5	4_5	4_5	3_5
705	CONTV	5_6	5_6	4_6	3_6	3_6	3_6	3_6	2_6	4_6	4_6	3_6	3_6	4_6	4_6	4_6	3_6
706	CONMEDIC	5_7	5_7	4_7	3_7	3_7	3_7	3_7	2_7	4_7	4_7	3_7	3_7	4_7	4_7	4_7	3_7
707	CONGOVT	5_8	5_8	4_8	3_8	3_8	3_8	3_8	2_8	4_8	4_8	3_8	3_8	4_8	4_8	4_8	3_8
708	CONLGOVT	5_9	5_9	4_9	3_9	3_9	3_9	3_9	2_9	4_9	4_9	3_9	3_9	4_9	4_9	4_9	3_9
709	CONLEGIS	5_10	5_10	4_10	3_10	3_10	3_10	3_10	2_10	4_10	4_10	3_10	3_10	4_10	4_10	4_10	3_10
710	CONJUDGE	5_11	5_11	4_11	3_11	3_11	3_11	3_11	2_11	4_11	4_11	3_11	3_11	4_11	4_11	4_11	3_11
711	CONSCI	5_12	5_12	4_12	3_12	3_12	3_12	3_12	2_12	4_12	4_12	3_12	3_12	4_12	4_12	4_12	3_12
712	CONARMY	5_13	5_13	4_13	3_13	3_13	3_13	3_13	2_13	4_13	4_13	3_13	3_13	4_13	4_13	4_13	3_13
713	CONFINAN	5_14	5_14	4_14	3_14	3_14	3_14	3_14	2_14	4_14	4_14	3_14	3_14	4_14	4_14	4_14	3_14
714	CONBLUHO	5_15	5_15	4_15	3_15	3_15	3_15	3_15	2_15	4_15	4_15	3_15	3_15	4_15	4_15	4_15	3_15
715	CONCSO	5_16	5_16	4_16	3_16	3_16	3_16	3_16	2_16	4_16	4_16	3_16	3_16	4_16	4_16	4_16	3_16
716	CONRCH											3_17	3_17	4_17	4_17	4_17	3_17
717	CONPROS															4_18	3_18
718	CONSTAT															4_19	3_19
719	CONELEC																3_20
720	TRUSTCOL															77_1	
721	TRUSTNEW															77_2	
722	TRUSTBUI															77_3	
723	TRUSTCON															77_4	
724	KRDJ1									107_1	34_1		41_1				
725	KRDJ2									107_2	34_2		41_2				
726	KRDJ3									107_3	34_3		41_3				
727	KRDJ4									107_4	34_4		41_4				
728	KRDJ5									107_5	34_5		41_5				
729	KRPJ1									108_1	35_1		42_1				
730	KRPJ2									108_2	35_2		42_2				
731	KRPJ3									108_3	35_3		42_3				
732	KRPJ4									108_4	35_4		42_4				
733	KRPJ5									108_5	35_5		42_5				
734	KRPJ6									108_6	35_6		42_6				
735	EQPROMTN						75_3						96_3				
736	EQFEMALE						75_5										
737	EQREGION						75_7						96_7				
738	EQEDUC			6_1			75_1						96_1				
739	EQJOB			6_2			75_2						96_2				
740	EQLAW			6_3			75_4						96_4				
741	EQPOWER			6_5													
742	EQINC			6_4			75_6						96_6				
743	EQGENDER			6_6									96_5				
744	PARTYLR	9	17	20	15	15	14	13	10	15	15	14	14	14	17	14	17
745	PRTYID03	10															
746	PRTYPR03	10.1															
747	PRTYID04		10														
748	PRTYPR04		10.1														
749	PRTYID05			14													
750	PRTYPR05			41.1													
751	PRTYID06				11												
752	PRTYPR06				11.1												
753	PRTYID07					11											
754	PRTYPR07					11.1											
755	PRTYID08						17										
756	PRTYPR08						17.1										
757	PRTYID09							10									
758	PRTYPR09							10.1									
759	PRTYID10								7								
760	PRTYID11									12							
761	PRTYID12										12						



No.	Variable Name	2003	2004	2005	2006	2007	2008	2009	2010	2011	2012	2013	2014	2016	2018	2021	2023
762	PRTYID13											11					
763	PRTYPR13											11.1					
764	PRTYID14												11				
765	PRTYPR14												11.1				
766	PRTYID16													12			
767	PRTYPR16													12.1			
768	PRTYID18														15		
769	PRTYPR18														15.1		
770	PRTYID21															13	
771	PRTYID23																15
772	PRTYPR21															13.1	
773	PRTYPR23																15.1
774	PRTYAB03	11															
775	PRTYAB04		11														
776	PRTYAB05			15													
777	PRTYAB06				12												
778	PRTYAB07					12											
779	PRTYAB08						11										
780	PRTYAB09							11									
781	PRTYAB11									14							
782	PRTYAB12										14						
783	PRTYAB13											13					
784	PRTYAB14												13				
785	VOTE02	12															
786	VOTE04			16													
787	VOTE041		12														
788	VOTE042		13														
789	VOTE06				10	10											
790	VOTE07						15		8								
791	VOTE071								8.1								
792	VOTE08						16	12									
793	VOTE10								9	13							
794	VOTE101								9.1	13.1							
795	VOTE12										13						
796	VOTE121										13.1						
797	VOTE13											12					
798	VOTE131											12.1					
799	VOTE14												12				
800	VOTE141												12.1				
801	VOTE16													13			
802	VOTE161													13.1			
803	VOTE18														16		
804	VOTE181														16.1		
805	VOTE20															141	
806	VOTE201															141.1	
807	VOTE22																16
808	VOTE221																16.1
809	VOTE2007													120			
810	VOTE2012													121			
811	VOTE2012PA													122			
812	VOTE2016PA													123			
813	WHOMBLZ1													134_1			
814	WHOMBLZ2													134_2			
815	WHOMBLZ3													134_3			
816	WHOMBLZ4													134_4			
817	WHOMBLZ5													134_5			
818	WHOMBLZ6													134_6			
819	WHOMBLZ7													134_7			
820	WHOMBLZ8													134_8			
821	PRTYMBLZ													134.1			
822	LOCELEC1														157_1		
823	LOCELEC2														157_2		
824	LOCELEC3														157_3		
825	LOCELEC4														157_4		
826	LOCELEC5														157_5		
827	LOCELEC6														157_6		
828	LOCELEC7														157_7		
829	LOCELEC8														157_8		
830	ASKCADID														157.1		
831	VOTEDUTY															12	
832	VOTEDUTC															12.1	
833	THRMMTR1													124_1			
834	THRMMTR2													124_2	154_1		
835	THRMMTR3													124_3			
836	THRMMTR4													124_4	154_5		
837	THRMMTR5													124_5			
838	THRMMTR6													124_6	154_6		



No.	Variable Name	2003	2004	2005	2006	2007	2008	2009	2010	2011	2012	2013	2014	2016	2018	2021	2023
839	THRMMTR7													124_7	154_8		
840	THRMMTR8														154_2		
841	THRMMTR9														154_3		
842	THRMMTR10														154_4		
843	THRMMTR11														154_7		
844	LIKEPTY1															140_1	
845	LIKEPTY2															140_2	
846	LIKEPTY3															140_3	
847	LIKEPTY4															140_4	
848	LIKEPTY5															140_5	
849	RUNELECTA														22		
850	RUNELECTB														22		
851	THERMMEN															134_1	
852	THERMWOM															134_2	
853	THERMHOM															134_3	
854	THERMFEM															134_4	
855	WHREPPOL															135	
856	OPOSWRNG															136_1	
857	RIGHTLIV															136_2	
858	NATVSBUS															137	
859	CUSINDNA															138	
860	POLPROS		14	17	13	13	12	15	12	17	17	17	16				
861	CURGOV	13	15	19	14	14	13	9	6	11	11	10	10	11	14		14
862	EQWLTH	14_1	16_1	18_1					13_1								
863	FEMPLYMT	14_2	16_2	18_2					13_2								
864	FIRMREG	14_3	16_3	18_3					13_3								
865	LABORRE	14_4	16_4	18_4					13_4								
866	CORRUPT	14_5	16_5	18_5					13_5								
867	RGIONLSM	14_6	16_6	18_6					13_6								
868	PUBORDER	14_7	16_7	18_7					13_7								
869	TAXFAIR	14_8	16_8	18_8					13_8								
870	NORTHPOL	14_9	16_9	18_9					13_9								
871	EDUPOLCY								13_10								
872	CNSRVTV1													125_1			
873	CNSRVTV2													125_2			
874	CNSRVTV3													125_3			
875	CNSRVTV4													125_4			
876	CNSRVTV5													125_5			
877	CNSRVTV6													125_6			
878	CNSRVTV7													125_7			
879	CNSRVTV8													125_8			
880	CNSRVTV9													125_9			
881	CNSRVTV10													125_10			
882	AUTHORT1													127_1			
883	AUTHORT2													127_2			
884	AUTHORT3													127_3			
885	AUTHORT4													127_4		44_1	
886	AUTHORT5													127_5			
887	AUTHORT6													127_6			
888	AUTHORT7													127_7		44_2	
889	APATHY1													128_1	155_1		
890	APATHY2													128_2	155_2		
891	APATHY3													128_3	155_3		
892	CONPEOPL															142_1	
893	CITIZREP															142_4	
894	ELECNOAT															142_5	98_2
895	POLGDAD															142_6	
896	COMPRFAI															142_7	
897	INTGRPPR															142_8	
898	CANVIGIL															143	
899	KFLAGDEM															144	
900	DEMOMICT															145	
901	DEMOATT1															146	
902	DEMOATT2															147	
903	DEMOATT3															148	
904	DEMOATT4															149	
905	CNSCSOTH													129			
906	SAYPOLPR													129.1			
907	POLTALK													133			
908	POLNEWS		18														
909	POLNEW14												89_1				
910	POLTV												89_2				
911	POLRADIO												89_3				
912	POLINTER												89_4				
913	SATPOL	7	9	13	9	9	10	14	11	16	16	16	17		18	15	18
914	NORTHWHO	15	7	11	6	6	7	6	3	6	6	5	5	6	11	9	10
915	NKORDIPL															139	



No.	Variable Name	2003	2004	2005	2006	2007	2008	2009	2010	2011	2012	2013	2014	2016	2018	2021	2023
916	SNHUMAN													135			
917	SEDISTAN	16	8	12	7	7	8	7	4	7	7	6	6	7	10	8	9
918	WARPOS	18													13	11	12
919	UNIFI	17			8	8	9	8	5	8	8	7	7	8	12	10	11
920	NATENVIR	6_1															
921	NATHEAL	6_2															
922	NATCITY	6_3															
923	NATCRIME	6_4															
924	NATEDUC	6_5															
925	NATARMS	6_6															
926	NATFARE	6_7															
927	NATMASS	6_8															
928	NATPARK	6_9															
929	NATCHLD	6_10															
930	WELFSPD										18	18	18				
931	MINIWAGE														28		
932	MINILIFE														29	34	
933	TAXBASIC															35	
934	PENSIONW															39	
935	UNEMPBEN															40	
936	HLTHINSW															41	
937	ECONDISW															42	
938	CHSTDJOB														30_1		
939	INCMIDTX														30_2		
940	INCPUJOB														30_3		
941	CHDOROLD														31		39
942	MVCONTRY														32		
943	PROWWELF													23			
944	TAXINCRE													24			
945	TAXWELF													25_1			
946	DESIRGOV													105			
947	WELFFAIR									86_3			98_3				
948	INCMFAIR									86_1			98_1				
949	FIRMFAIR									86_2			98_2				
950	VANEIBR													135_1_1	158_1		
951	VASOCSV													135_1_2	158_2		
952	VARELIG													135_1_3	158_3		
953	VAFRTNTY													135_1_4	158_4		
954	VALEISR													135_1_5	158_5		
955	VAPRFSSN													135_1_6	158_6		
956	VAOTH													135_1_7	158_7		
957	MEETNBR													135_2_1			
958	MEETSCSV													135_2_2			
959	MEETREG													135_2_3			
960	MEETFRTN													135_2_4			
961	MEETLSR													135_2_5			
962	MEETPRFN													135_2_6			
963	MEETOTH													135_2_7			
964	FRNDNBR													135_3_1			
965	FRNDSCSV													135_3_2			
966	FRNDREG													135_3_3			
967	FRNDFRTN													135_3_4			
968	FRNDLSR													135_3_5			
969	FRNDPRFN													135_3_6			
970	FRNDOTH													135_3_7			
971	DISCRNUMA													32			
972	DISCRNUMB													32			
973	TOPPROBA													33			
974	TOPPROBB													33			
975	TOPPROB																5
976	REBORNKR														8		130
977	SUPERKR														9		
978	KRDCAFT1									50_1			43_1				
979	KRDCAFT2									50_2			43_2				
980	KRDCAFT3									50_3			43_3				
981	KRDCAFT4									50_4			43_4				
982	IMACAP1	19_1	20_1	21_1	16_1	16_1	18_1	49_1									
983	IMACAP2	19_2	20_2	21_2	16_2	16_2	18_2	49_2									
984	EXPINC	20_1	24_1														
985	EMPLINC	20_2	24_2														
986	HONESTAX	20_3	24_3														
987	STOCKRI	20_4	24_4														
988	TRANMANA	20_5	24_5														
989	GOODCOM	20_6	24_6														
990	CEOIMAGE	20_7	24_7														
991	PUBSER	20_8	24_8														
992	PROENV	20_9	24_9														



No.	Variable Name	2003	2004	2005	2006	2007	2008	2009	2010	2011	2012	2013	2014	2016	2018	2021	2023
993	FAVOR1			26_1	21_1	21_1	23_1								21_1		
994	FAVOR2			26_2	21_2	21_2	23_2								21_2		
995	CEOLEAD	21_1															
996	ABLEMEN	21_2															
997	SKILLS	21_3															
998	FINSTRUC	21_4															
999	ETHMANA	21_5															
1000	BRAND	21_6															
1001	RELGOV	21_7															
1002	SUCCESS1			27_1	22_1	22_1	24_1										
1003	SUCCESS2			27_2	22_2	22_2	24_2										
1004	BIGECO	22	21	23													
1005	BIGECO0				18	18	20										
1006	BIGECOFU	23	22	24													
1007	BIGECOF0				19	19	21										
1008	BIGSIZE	24	23	25	20	20	22										
1009	UNIONDSR		25	29	23	23	25	50		18							
1010	UNIONACT	25	26	30													
1011	UNION06				24	24	26	51		19		32					
1012	NECLABOR											80					
1013	LABORUNI											81					
1014	ACHIEVE			28_1													
1015	NATIONAL			28_2													
1016	ECOPROS	26	27	31	25	25	27	52	19	20	19	19	19				
1017	SATECO	8	19	22	17	17	19			21	20	20	20				
1018	ARTOCC01					78_1											
1019	ARTOCC02					78_2											
1020	ARTOCC03					78_3											
1021	ARTOCC04					78_4											
1022	ARTOCC05					78_5											
1023	ARTOCC06					78_6											
1024	ARTOCC07					78_7											
1025	ARTOCC08					78_8											
1026	ARTOCC09					78_9											
1027	ARTOCC10					78_10											
1028	ARTOCC11					78_11											
1029	ARTOCC12					78_12											
1030	ARTCNCP1					79_1											
1031	ARTCNCP2					79_2											
1032	ARTCNCP3					79_3											
1033	ARTCNCP4					79_4											
1034	ARTFUNC1					80_1											
1035	ARTFUNC2					80_2											
1036	ARTFUNC3					80_3											
1037	ARTFUNC4					80_4											
1038	ARTFUNC5					80_5											
1039	POPCNCP1					81_1											
1040	POPCNCP2					81_2											
1041	POPCNCP3					81_3											
1042	ARCUPOL1					82_1											
1043	ARCUPOL2					82_2											
1044	ARCUPOL3					82_3											
1045	ARCUPOL4					82_4											
1046	ARCUPOL5					82_5											
1047	CULFAV1					83_1											
1048	CULFAV2					83_2											
1049	CULACT01					84_1											
1050	CULACT02					84_2											
1051	CULACT03					84_3											
1052	CULACT04					84_4											
1053	CULACT05					84_5											
1054	CULACT06					84_6											
1055	CULACT07					84_7											
1056	CULACT08					84_8											
1057	CULACT09					84_9											
1058	CULACT10					84_10											
1059	CULACT11					84_11											
1060	INTSRCH					85											
1061	MUSICUSA					86.1_1											
1062	MUSICJPN					86.1_2											
1063	MUSICCHN					86.1_3											
1064	MUSICEUR					86.1_4											
1065	MOVIEUSA					86.2_1											
1066	MOVIEJPN					86.2_2											
1067	MOVIECHN					86.2_3											
1068	MOVIEEUR					86.2_4											
1069	TVFAV1					87_1											



No.	Variable Name	2003	2004	2005	2006	2007	2008	2009	2010	2011	2012	2013	2014	2016	2018	2021	2023
1070	TVFAV2					87_2											
1071	MUSICFAV					88											
1072	CULREFER					89											
1073	MUSICVEH					90											
1074	MOVIEVEH					91											
1075	ASSGRP01					95_1											
1076	ASSGRP02					95_2											
1077	ASSGRP03					95_3											
1078	ASSGRP04					95_4											
1079	ASSGRP05					95_5											
1080	ASSGRP06					95_6											
1081	ASSGRP07					95_7											
1082	ASSGRP08					95_8											
1083	ASSGRP09					95_9											
1084	ASSGRP10					95_10											
1085	ASSGRP11					95_11											
1086	ASSGRP12					95_12											
1087	ASSGRP13					95_13											
1088	ASSGRP14					95_14											
1089	ARTRN					98											
1090	ARTRNYR1					98.1_1											
1091	ARTRNYR2					98.1_2											
1092	ARTRNYR3					98.1_3											
1093	ARTRNYR4					98.1_4											
1094	ARTRNDU1					98.2_1											
1095	ARTRNDU2					98.2_2											
1096	ARTRNDU3					98.2_3											
1097	ARTRNDU4					98.2_4											
1098	ARTOBS01					99_1											
1099	ARTOBS02					99_2											
1100	ARTOBS03					99_3											
1101	ARTOBS04					99_4											
1102	ARTOBS05					99_5											
1103	ARTOBS06					99_6											
1104	ARTOBS07					99_7											
1105	ARTOBS08					99_8											
1106	ARTOBS09					99_9											
1107	ARTOBS10					99_10											
1108	ARTOBS11					99_11											
1109	ARTOBS12					99_12											
1110	ARTOBS77					99_13											
1111	NEWS	28					28	22									
1112	NEWSHR			32_1													
1113	NEWSMN			32_2													
1114	NEWSKIND	28.1					28.1										
1115	NEWSKND0			32.1													
1116	TVHOURS	29_1		33_1			29_1	23_1									
1117	TVMINUTE	29_2		33_2			29_2	23_2									
1118	TVKIND	29.1		33.1			29.1										
1119	WWWHR			34													
1120	WWWMN			34													
1121	EMAILHR			34.1													
1122	EMAILMN			34.1													
1123	EMAILUSE			34.1.1													
1124	WWWUSE			34.2													
1125	DOWNEXP					92											
1126	UPEXP					93											
1127	ITUSE01					94_1											
1128	ITUSE02					94_2											
1129	ITUSE03					94_3											
1130	ITUSE04					94_4											
1131	ITUSE05					94_5											
1132	ITUSE06					94_6											
1133	INT1_R					96_1											
1134	INT2_R					96_2											
1135	INT3_R					96_3											
1136	INT4_R					96_4											
1137	INT5_R					96_5											
1138	INT6_R					96_6											
1139	INT1_KR					97_1											
1140	INT2_KR					97_2											
1141	INT3_KR					97_3											
1142	INT4_KR					97_4											
1143	INT5_KR					97_5											
1144	INT6_KR					97_6											
1145	INT7_KR					97_7											
1146	INTRES1										100_1						



No.	Variable Name	2003	2004	2005	2006	2007	2008	2009	2010	2011	2012	2013	2014	2016	2018	2021	2023
1147	INTRES2										100_2						
1148	INTRES3										100_3						
1149	INTRES4										100_4						
1150	INTRES5										100_5						
1151	INTRES6										100_6						
1152	INTRES7										100_7						
1153	INTRES8										100_8						
1154	INTRES9										100_9						
1155	INTRES10										100_10						
1156	INTRES11										100_11						
1157	INTRESTM										101_1	74_1		108_1			35_1
1158	INTRESMN										101_2	74_2		108_2			35_2
1159	INTCHLTM										101_3						
1160	INTCHLMN										101_4						
1161	REDINTER																37
1162	NUMCNTCT							21									
1163	SNS										102						
1164	SNSUSE										102.1						
1165	SNSTM										102.2_1	75.1_1		110_1			36.1_1
1166	SNSMN										102.2_2	75.1_2		110_2			36.1_2
1167	SNSOVER										102.3						
1168	SNSATT1										103_1						
1169	SNSATT2										103_2						
1170	SNSATT3										103_3						
1171	SNSATT4										103_4						
1172	SNSATT5										103_5						
1173	INTMAIL16													109_1			36_1
1174	INTSNS16													109_2			36_2
1175	INTCLUB16													109_3			
1176	INTBLOG16													109_4			
1177	SNSTWIT16													111_1			
1178	SNSFACE16													111_2			
1179	SNSKAKAO16													111_3			
1180	SNSINSTA													111_4			
1181	SNSOTHER16													111_5			
1182	INTRNT13											74					
1183	INTSNS											75_1					
1184	INTMAIL											75_2					
1185	INTBLOG											75_3					
1186	INTCLUB											75_4					
1187	SNSTWIT											75.2_1					
1188	SNSFACE											75.2_2					
1189	SNSKAKAO											75.2_3					
1190	SNSOTHER											75.2_4					
1191	SNSTOP											75.3_1					
1192	SNSSMART											75.3_2					
1193	SNSTABLET											75.3_3					
1194	CLUBTM											75.5_1					
1195	CLUBMW											75.5_2					
1196	CLUBCLIEN											75.6_1					
1197	CLUBDCIN											75.6_2					
1198	CLUBILBE											75.6_3					
1199	CLUBOTHER											75.6_4					
1200	MEPATAL											75.8_1					
1201	MEVIEDO											75.8_2					
1202	MEWEBHARD											75.8_3					
1203	METORRENT											75.8_4					
1204	MEOTHER											75.8_5					
1205	CELLHR			35													
1206	CELLMN			35													
1207	CELLUSE			35.1													
1208	DOUBLNAT								111_3								
1209	CULRELAT								113								
1210	NKACCEPT									9	9	8	8	9			
1211	NKCLOSE									10	10	9	9				
1212	NKREFUGE								114_4								
1213	FRNWRKR								114_2								
1214	FRNEXPRT								114_3								
1215	KRCHN								114_5								
1216	FRNSTDNT								114_6								
1217	FRNBZNS								114_7								
1218	FPOLICY1								115_1								
1219	FPOLICY2								115_2								
1220	FPOLICY3								115_3								
1221	FPOLICY4								115_4								
1222	FPOLICY5								115_5								
1223	FPOLICY6								115_6								



No.	Variable Name	2003	2004	2005	2006	2007	2008	2009	2010	2011	2012	2013	2014	2016	2018	2021	2023
1224	FPOLICY7								115_7								
1225	IMMGFILL								116_3								
1226	IMMHRMPR								116_4								
1227	IMMLWPRD								116_6								
1228	IMMSHARE								116_7								
1229	IMMCNFLT								116_8								
1230	MORECFLT								116_9								
1231	MOREPOP								116_10								
1232	IMMTXINC								116_11								
1233	IMMIREST															74_4	
1234	VISITNK								117_1_1								
1235	CITZNNK								117_1_2								
1236	COLLGNK								117_1_3								
1237	NEIGHNK								117_1_4								
1238	FRNDNK								117_1_5								
1239	SONLWNK								117_1_6								
1240	SPOUZNK								117_1_7								
1241	VISITKCN								117_2_1								
1242	CITZNKCN								117_2_2								
1243	COLLGKCN								117_2_3								
1244	NEIGHKCN								117_2_4								
1245	FRNDKCN								117_2_5								
1246	SONLWKCN								117_2_6								
1247	SPOUZKCN								117_2_7								
1248	VISITCN								117_3_1								
1249	CITZCN								117_3_2								
1250	COLLGCN								117_3_3								
1251	NEIGHCN								117_3_4								
1252	FRNDCN								117_3_5								
1253	SONLWCN								117_3_6								
1254	SPOUZCN								117_3_7								
1255	VISITJPN								117_4_1								
1256	CITZNJPN								117_4_2								
1257	COLLGJPN								117_4_3								
1258	NEIGHJPN								117_4_4								
1259	FRNDJPN								117_4_5								
1260	SONLWJPN								117_4_6								
1261	SPOUZJPN								117_4_7								
1262	VISITEA								117_5_1								
1263	CITZNEA								117_5_2								
1264	COLLGEA								117_5_3								
1265	NEIGHEA								117_5_4								
1266	FRNDEA								117_5_5								
1267	SONLWEA								117_5_6								
1268	SPOUZEa								117_5_7								
1269	VISITAM								117_6_1								
1270	CITZNAM								117_6_2								
1271	COLLGAM								117_6_3								
1272	NEIGHAM								117_6_4								
1273	FRNDAM								117_6_5								
1274	SONLWAM								117_6_6								
1275	SPOUZAM								117_6_7								
1276	VISITEU								117_7_1								
1277	CITZNEU								117_7_2								
1278	COLLGEU								117_7_3								
1279	NEIGHEU								117_7_4								
1280	FRNDEU								117_7_5								
1281	SONLWEU								117_7_6								
1282	SPOUZEU								117_7_7								
1283	IMMIGWAY												10				
1284	HRCURR								96								
1285	HRLAW								97								
1286	HRINTL								98								
1287	HRRESPEC								99						128		
1288	RIGHT01								100_1								
1289	RIGHT02								100_2								
1290	RIGHT03								100_3								
1291	RIGHT04								100_4								
1292	RIGHT05								100_5								
1293	RIGHT06								100_6								
1294	RIGHT07								100_7								
1295	RIGHT08								100_8								
1296	RIGHT09								100_9								
1297	RIGHT10								100_10								
1298	RIGHT11								100_11								
1299	RIGHT12								100_12								
1300	RIGHT13								100_13								



No.	Variable Name	2003	2004	2005	2006	2007	2008	2009	2010	2011	2012	2013	2014	2016	2018	2021	2023
1301	RIGHT14									100_14							
1302	RIGHT15									100_15							
1303	HRPUB01									101_1							
1304	HRPUB02									101_2							
1305	HRPUB03									101_3					129_1		
1306	HRPUB04									101_4							
1307	HRPUB05									101_5							
1308	HRPUB06									101_6							
1309	HRPUB07									101_7							
1310	HRPUB08									101_8							
1311	HRPUB09									101_9							
1312	HRPUB10									101_10							
1313	HRPUB11									101_11							
1314	HRINTL1									102_1					129_2		
1315	HRINTL2									102_2							
1316	HRINTL3									102_3							
1317	HRINTL4									102_4							
1318	HRCIVL1									103_1							
1319	HRCIVL2									103_2							
1320	HRCIVL3									103_3							
1321	HRCIVL4									103_4							
1322	DISCRM1									104_1					130_1		
1323	DISCRM2									104_2					130_2		
1324	DISCRM3									104_3							
1325	DISCRM4									104_4							
1326	DISCRM5									104_5							
1327	DISCRM6									104_6							
1328	DISCRM7									104_7							
1329	DISCRM8									104_8							
1330	DISREACT									104.1							
1331	HREDUC									105					131		
1332	GROCIVIL									106					132		
1333	ODACURR									88			38				
1334	ODAINCR									89			39				
1335	CONSCOBJ														134		
1336	HOMOMAR													25_2			
1337	PROHDISC													25_3			
1338	CAPA1											70_1_1	102_1_1				
1339	CAPA2											70_1_2	102_1_2				
1340	CAPA3											70_1_3	102_1_3				
1341	CAPA4											70_1_4	102_1_4				
1342	CAPA5											70_2_5	102_2_5				
1343	CAPA6											70_2_6	102_2_6				
1344	CAPA7											70_2_7	102_2_7				
1345	CAPA8											70_2_8	102_2_8				
1346	CAPA9											70_3_9	102_3_9				
1347	CAPA10											70_3_10	102_3_10				
1348	CAPA11											70_3_11	102_3_11				
1349	CAPA12											70_3_12	102_3_12				
1350	CAPA13											70_4_13	102_4_13				
1351	CAPA14											70_4_14	102_4_14				
1352	CAPA15											70_4_15	102_4_15				
1353	CAPA16											70_4_16	102_4_16				
1354	CAPA17											70_5_17	102_5_17				
1355	CAPA18											70_5_18	102_5_18				
1356	CAPA19											70_5_19	102_5_19				
1357	CAPA20											70_5_20	102_5_20				
1358	CAPA21											70_6_21	102_6_21				
1359	CAPA22											70_6_22	102_6_22				
1360	CAPA23											70_6_23	102_6_23				
1361	CAPA24											70_6_24	102_6_24				
1362	CAPA25											70_7_25	102_7_25				
1363	CAPA26											70_7_26	102_7_26				
1364	CAPA27											70_7_27	102_7_27				
1365	CAPA28											70_7_28	102_7_28				
1366	COPE1											70.1					
1367	VULNERAB1											71_1_1	103_1_1				
1368	VULNERAB2											71_1_2	103_1_2				
1369	VULNERAB3											71_1_3	103_1_3				
1370	VULNERAB4											71_1_4	103_1_4				
1371	VULNERAB5											71_2_5	103_2_5				
1372	VULNERAB6											71_2_6	103_2_6				
1373	VULNERAB7											71_2_7	103_2_7				
1374	VULNERAB8											71_2_8	103_2_8				
1375	VULNERAB9											71_3_9	103_3_9				
1376	VULNERAB10											71_3_10	103_3_10				
1377	VULNERAB11											71_3_11	103_3_11				



No.	Variable Name	2003	2004	2005	2006	2007	2008	2009	2010	2011	2012	2013	2014	2016	2018	2021	2023
1378	VULNERAB12											71_3_12	103_3_12				
1379	VULNERAB13											71_4_13	103_4_13				
1380	VULNERAB14											71_4_14	103_4_14				
1381	VULNERAB15											71_4_15	103_4_15				
1382	VULNERAB16											71_4_16	103_4_16				
1383	VULNERAB17											71_5_17	103_5_17				
1384	VULNERAB18											71_5_18	103_5_18				
1385	VULNERAB19											71_5_19	103_5_19				
1386	VULNERAB20											71_5_20	103_5_20				
1387	VULNERAB21											71_6_21	103_6_21				
1388	VULNERAB22											71_6_22	103_6_22				
1389	VULNERAB23											71_6_23	103_6_23				
1390	VULNERAB24											71_6_24	103_6_24				
1391	VULNERAB25											71_7_25	103_7_25				
1392	VULNERAB26											71_7_26	103_7_26				
1393	VULNERAB27											71_7_27	103_7_27				
1394	VULNERAB28											71_7_28	103_7_28				
1395	COPE2											71.1					
1396	HAZA1											72_1_1	104_1_1				
1397	HAZA2											72_1_2	104_1_2				
1398	HAZA3											72_1_3	104_1_3				
1399	HAZA4											72_1_4	104_1_4				
1400	HAZA5											72_2_5	104_2_5				
1401	HAZA6											72_2_6	104_2_6				
1402	HAZA7											72_2_7	104_2_7				
1403	HAZA8											72_2_8	104_2_8				
1404	HAZA9											72_3_9	104_3_9				
1405	HAZA10											72_3_10	104_3_10				
1406	HAZA11											72_3_11	104_3_11				
1407	HAZA12											72_3_12	104_3_12				
1408	HAZA13											72_4_13	104_4_13				
1409	HAZA14											72_4_14	104_4_14				
1410	HAZA15											72_4_15	104_4_15				
1411	HAZA16											72_4_16	104_4_16				
1412	HAZA17											72_5_17	104_5_17				
1413	HAZA18											72_5_18	104_5_18				
1414	HAZA19											72_5_19	104_5_19				
1415	HAZA20											72_5_20	104_5_20				
1416	HAZA21											72_6_21	104_6_21				
1417	HAZA22											72_6_22	104_6_22				
1418	HAZA23											72_6_23	104_6_23				
1419	HAZA24											72_6_24	104_6_24				
1420	HAZA25											72_7_25	104_7_25				
1421	HAZA26											72_7_26	104_7_26				
1422	HAZA27											72_7_27	104_7_27				
1423	HAZA28											72_7_28	104_7_28				
1424	COPE3											72.1					
1425	EXPOS1											73_1_1	105_1_1				
1426	EXPOS2											73_1_2	105_1_2				
1427	EXPOS3											73_1_3	105_1_3				
1428	EXPOS4											73_1_4	105_1_4				
1429	EXPOS5											73_2_5	105_2_5				
1430	EXPOS6											73_2_6	105_2_6				
1431	EXPOS7											73_2_7	105_2_7				
1432	EXPOS8											73_2_8	105_2_8				
1433	EXPOS9											73_3_9	105_3_9				
1434	EXPOS10											73_3_10	105_3_10				
1435	EXPOS11											73_3_11	105_3_11				
1436	EXPOS12											73_3_12	105_3_12				
1437	EXPOS13											73_4_13	105_4_13				
1438	EXPOS14											73_4_14	105_4_14				
1439	EXPOS15											73_4_15	105_4_15				
1440	EXPOS16											73_4_16	105_4_16				
1441	EXPOS17											73_5_17	105_5_17				
1442	EXPOS18											73_5_18	105_5_18				
1443	EXPOS19											73_5_19	105_5_19				
1444	EXPOS20											73_5_20	105_5_20				
1445	EXPOS21											73_6_21	105_6_21				
1446	EXPOS22											73_6_22	105_6_22				
1447	EXPOS23											73_6_23	105_6_23				
1448	EXPOS24											73_6_24	105_6_24				
1449	EXPOS25											73_7_25	105_7_25				
1450	EXPOS26											73_7_26	105_7_26				
1451	EXPOS27											73_7_27	105_7_27				
1452	EXPOS28											73_7_28	105_7_28				
1453	COPE4											73.1					
1454	GOVRGLT													126			



No.	Variable Name	2003	2004	2005	2006	2007	2008	2009	2010	2011	2012	2013	2014	2016	2018	2021	2023
1455	NUKEPLT1													106_1			
1456	NUKEPLT2													106_2			
1457	NUKEPLT3													106_3			
1458	NUKEPLT4													106_4			
1459	NUKEPLT5													106_5			
1460	NUKEPLT6													106_6			
1461	NUKEPLT7													106_7			
1462	NUKEPLT8													106_8			
1463	NUKEPLT9													106_9			
1464	NUKPLT10A														33	36	40
1465	NUKPLT10B														33	36	40
1466	FUTENEGY													107			
1467	WRIGHTC1													58_1			
1468	WRIGHTC2													58_2			
1469	TRAITERM											76.1					
1470	TRAEND											76.1_1					
1471	HAVLICEN											77					
1472	LICENTYP1											77.1_1_1					
1473	LICYEAR1											77.1_1_2					
1474	LICENTYP2											77.1_2_1					
1475	LICYEAR2											77.1_2_2					
1476	LICENTYP3											77.1_3_1					
1477	LICYEAR3											77.1_3_2					
1478	MIDEAST											78					
1479	MIDSTART											78_1					
1480	MIDEND											78_2					
1481	CONTRI01											82.1_1					
1482	CONTRI02											82.1_2					
1483	CONTRI03											82.1_3					
1484	CONTRI04											82.1_4					
1485	OCCSTA01			59_1													
1486	OCCSTA02			59_2													
1487	OCCSTA03			59_3													
1488	OCCSTA04			59_4													
1489	OCCSTA05			59_5													
1490	OCCSTA06			59_6													
1491	OCCSTA07			59_7													
1492	OCCSTA08			59_8													
1493	OCCSTA09			59_9													
1494	OCCSTA10			59_10													
1495	OCCSTA11			59_11													
1496	OCCSTA12			59_12													
1497	OCCSTA13			59_13													
1498	OCCSTA14			59_14													
1499	OCCSTA15			59_15													
1500	OCCSTA16			59_16													
1501	OCCSTA17			59_17													
1502	OCCSTA18			59_18													
1503	OCCSTA19			59_19													
1504	OCCSTA20			59_20													
1505	OCCSTA21			59_21													
1506	OCCSTA22			59_22													
1507	OCCSTA23			59_23													
1508	OCCSTA24			59_24													
1509	OCCSTA25			59_25													
1510	OCCSTA26			59_26													
1511	OCCSTA27			59_27													
1512	OCCSTA28			59_28													
1513	OCCSTA29			59_29													
1514	OCCSTA30			59_30													
1515	OCCST901							77_1									
1516	OCCST902							77_2									
1517	OCCST903							77_3									
1518	OCCST931							77_4									
1519	OCCST905							77_5									
1520	OCCST906							77_6									
1521	OCCST932							77_7									
1522	OCCST908							77_8									
1523	OCCST909							77_9									
1524	OCCST910							77_10									
1525	OCCST911							77_11									
1526	OCCST912							77_12									
1527	OCCST913							77_13									
1528	OCCST914							77_14									
1529	OCCST915							77_15									
1530	OCCST916							77_16									
1531	OCCST917							77_17									



No.	Variable Name	2003	2004	2005	2006	2007	2008	2009	2010	2011	2012	2013	2014	2016	2018	2021	2023
1532	OCCST918							77_18									
1533	OCCST919							77_19									
1534	OCCST920							77_20									
1535	OCCST921							77_21									
1536	OCCST933							77_22									
1537	OCCST923							77_23									
1538	OCCST924							77_24									
1539	OCCST925							77_25									
1540	OCCST926							77_26									
1541	OCCST927							77_27									
1542	OCCST928							77_28									
1543	OCCST929							77_29									
1544	OCCST930							77_30									
1545	OCCS3113											79_1					
1546	OCCS0513											79_2					
1547	OCCS2613											79_3					
1548	OCCS3213											79_4					
1549	OCCS3313											79_5					
1550	OCCS3013											79_6					
1551	OCCS0313											79_7					
1552	OCCS3413											79_8					
1553	OCCS1813											79_9					
1554	OCCS0913											79_10					
1555	OCCS1613											79_11					
1556	OCCS3513											79_12					
1557	OCCS0213											79_13					
1558	OCCS1513											79_14					
1559	OCCS3613											79_15					
1560	OCCS1713											79_16					
1561	OCCS1413											79_17					
1562	OCCS2913											79_18					
1563	OCCS3713											79_19					
1564	OCCS3813											79_20					
1565	OCCS3913											79_21					
1566	OCCS4013											79_22					
1567	OCCS4113											79_23					
1568	OCCS2013											79_24					
1569	OCCS4213											79_25					
1570	OCCS0113											79_26					
1571	OCCS2413											79_27					
1572	OCCS1213											79_28					
1573	OCCS1313											79_29					
1574	OCCS4313											79_30					
1575	OCCS0613											79_31					
1576	OCCS0813											79_32					
1577	OCCS4413											79_33					
1578	PAYEMPR											82.2_1					
1579	PAYFARM											82.2_2					
1580	PAYSKIL13											82.2_3					
1581	PAYWORKR											82.2_4					
1582	PAYWHITE											83					
1583	PAYBLUE											84					
1584	PAYATT1			68_1				78_1									
1585	PAYATT2			68_2				78_2									
1586	PAYATT3			68_3				78_3									
1587	PAYATT4			68_4				78_4									
1588	PAYATT5			68_5				78_5									
1589	PAYATT6			68_6				78_7									
1590	PAYATT7			68_7				78_8									
1591	PAYATT8							78_6									
1592	DISJUS1			92_1				92_1					114_1				
1593	DISJUS2			92_2				92_2					114_2				
1594	DISJUS3			92_3				92_3					114_3				
1595	DISJUS4			92_4				92_4					114_4				
1596	DISJUS5			92_5				92_5					114_5				
1597	DISJUS6			92_6				92_6									
1598	DISJUS7			92_7				92_7									
1599	DISJUS8			92_8				92_8									
1600	DCDMID1			95_1				93_1									
1601	DCDMID2			95_2				93_2									
1602	DCDMID3			95_3				93_3					115_1				
1603	DCDMID4			95_4				93_4					115_2				
1604	DCDMID5			95_5				93_5					115_3				
1605	DCDMID6			95_6				93_6					115_4				
1606	DCDMID7			95_7				93_7									
1607	DCDMID8			95_8				93_8									
1608	DCDMID9			95_9				93_9									



No.	Variable Name	2003	2004	2005	2006	2007	2008	2009	2010	2011	2012	2013	2014	2016	2018	2021	2023
1609	DCDMID11												115_5				
1610	DCDMID21												115_6				
1611	DCDAFT1			96_1				95_1					116_1				
1612	DCDAFT2			96_2				95_2					116_2				
1613	DCDAFT3			96_3				95_3					116_3				
1614	DCDAFT4			96_4				95_4					116_4				
1615	PERMGNT1							96_1									
1616	PERMGNT2							96_2									
1617	PERMGNT3							96_3									
1618	PERMGNT4							96_4									
1619	PERMGNT5							96_5									
1620	PERMGNT6							96_6									
1621	PERMGNT7							96_7									
1622	ORGDUTY1			67_1													
1623	ORGDUTY2			67_2													
1624	ORGDUTY3			67_3													
1625	ORGDUTY4			67_4													
1626	ORGDUTY5			67_5													
1627	ORGDUTY6			67_6													
1628	ORGDUTY7			67_7													
1629	ORGFULF1			93_1				99_1									
1630	ORGFULF2			93_2				99_2									
1631	ORGFULF3			93_3				99_3									
1632	ORGFULF4			93_4				99_4									
1633	ORGFULF5			93_5				99_5									
1634	ORGFULF6			93_6				99_7									
1635	ORGFULF7			93_7				99_8									
1636	ORGFULF8							99_6									
1637	RDUTY1			91_1													
1638	RDUTY2			91_2													
1639	RDUTY3			91_3													
1640	RDUTY4			91_4													
1641	RDUTY5			91_5													
1642	RDUTY6			91_6													
1643	RFULF1			94_1				100_1									
1644	RFULF2			94_2				100_2									
1645	RFULF3			94_3				100_3									
1646	RFULF4			94_4				100_4									
1647	RFULF5			94_5				100_5									
1648	RFULF6			94_6				100_6									
1649	MYVALUE1			90_1													
1650	MYVALUE2			90_2													
1651	MYVALUE3			90_3													
1652	MYVALUE4			90_4													
1653	MYVALUE5			90_5													
1654	UNFAIR1							97_1									
1655	UNFAIR2							97_2									
1656	UNFAIR3							97_3									
1657	UNFAIR4							97_4									
1658	UNFAIR5							97_5									
1659	UNFAIR6							97_6									
1660	UNFAIR7							97_7									
1661	UNFAIR8							97_8									
1662	SUCCESS							76					97				
1663	SUCCEMP1														143_1		
1664	SUCCEMP2														143_2		
1665	SUCCEMP3														143_3		
1666	SUCCEMP4														143_4		
1667	SUCCEMP5														143_5		
1668	SUCCEMPM														144		
1669	WORKPLA1														145_1		
1670	WORKPLA2														145_2		
1671	GOODPAYW														146		
1672	EQUITY1							101_1									
1673	EQUITY2							101_2									
1674	EQUITY3							101_3									
1675	EQUITY4							101_4									
1676	EQUITY5							101_5									
1677	EQUITY6							101_6									
1678	EQUITY7							101_7									
1679	EQUITY8							101_8									
1680	EQUITY9							101_9									
1681	PAYSKILL	85_1															
1682	PAYDOC	85_2															
1683	PAYEXEC	85_3															
1684	PAYLAW	85_4															
1685	PAYSALES	85_5															



No.	Variable Name	2003	2004	2005	2006	2007	2008	2009	2010	2011	2012	2013	2014	2016	2018	2021	2023
1686	PAYFCTRY	85_6															
1687	PAYJUDGE	85_7															
1688	PAYUNSKL	85_8															
1689	PAYMINI	85_9															
1690	PAYROCC	85_10															
1691	GIVSKILL	86_1															
1692	GIVDOC	86_2															
1693	GIVEXEC	86_3															
1694	GIVLAW	86_4															
1695	GIVSALES	86_5															
1696	GIVFCTRY	86_6															
1697	GIVJUDGE	86_7															
1698	GIVUNSKL	86_8															
1699	GIVMINI	86_9															
1700	GIVROCC	86_10															
1701	JOBSAT1		48_1														
1702	JOBSAT2		48_8														
1703	JOBSAT3		48_12														
1704	HLPORG04		48_3														
1705	PRDWK04		48_11														
1706	BSTWK04		48_6														
1707	SKILUSE		48_7														
1708	FNDNEWJB		48_9														
1709	ILM		48_10														
1710	AUTO2		48_13														
1711	TURNINT		48_14														
1712	FULLPART	52_4															
1713	FINDJOB	53															
1714	ATTJB103	55_1															
1715	ATTJB104		48_2														
1716	ATTJB203	55_2															
1717	ATTJOB3	55_3	48_4														
1718	ATTJB403	55_4															
1719	ATTJOB5	55_5	48_5														
1720	ATTJB603	55_6															
1721	ATTJB703	55_7															
1722	JOBSAT	58															
1723	OCCCOM1	60_1		89_1				98_1									
1724	OCCCOM2	60_2		89_2				98_2									
1725	OCCCOM3	60_3		89_3				98_3									
1726	ABSENT	61															
1727	FIRSTJOB											87					
1728	WORKEDUC											88					
1729	WORKSKIL											89					
1730	WORKMAYR											90					
1731	SATJOB1											91_1					
1732	SATJOB2											91_2					
1733	SATJOB3											91_3					
1734	SATJOB4											91_4					
1735	SATJOB5											91_5					
1736	SATJOB6											91_6					
1737	SATJOB7											91_7					
1738	SATJOB8											91_8					
1739	SATJOB9											91_9					
1740	OCCSTA											92					
1741	GETJOB1											93_1					
1742	GETJOB2											93_2					
1743	GETJOB3											93_3					
1744	SATWORK1											94_1					
1745	SATWORK2											94_2					
1746	SATWORK3											94_3					
1747	SATWORK4											94_4					
1748	SATWORK5											94_5					
1749	SATWORK6											94_6					
1750	SATWORK7											94_7					
1751	SATWORK8											94_8					
1752	SATWORK9											94_9					
1753	SATWORK10											94_10					
1754	SATWORK11											94_11					
1755	SATWORK12											94_12					
1756	SATWORK13											94_13					
1757	SATWORK14											94_14					
1758	ENQUETE1											34_1					
1759	ENQUETE2											34_2					
1760	ENQUETE3											34_3					
1761	ENQUETE4											34_4					
1762	ENQUETE5											34_5					



No.	Variable Name	2003	2004	2005	2006	2007	2008	2009	2010	2011	2012	2013	2014	2016	2018	2021	2023
1763	ENQUETE6											34_6					
1764	POLLATT1														39		
1765	POLLATT2														40		
1766	POLLATT3														41		
1767	POLLATT4														42		55
1768	POLLATT5														43		
1769	POLLATT6														44		
1770	POLLRELI																54
1771	SAMPTHOUA																56
1772	SAMPTHOUB																56
1773	POLLENJY															50_1	
1774	POLLINTE															50_2	
1775	POLLIMPO															50_3	
1776	EPOLLENJY																53_1
1777	EPOLLINTE																53_2
1778	EPOLLIMPO																53_3
1779	POLLSOCI															50_4	
1780	POLLUSEF															50_5	
1781	POLLTIME															50_6	
1782	EPOLLSOCI																53_4
1783	EPOLLUSEF																53_5
1784	EPOLLTIME																53_6
1785	POLLREQU															50_7	
1786	POLLPRIV															50_8	
1787	POLLTIRD															50_9	
1788	EPOLLREQU																53_7
1789	EPOLLPRIV																53_8
1790	EPOLLTIRD																53_9
1791	POLLWRRY																57
1792	POLLNEUT																58
1793	SURVEYN														159	150	
1794	ESURVEYN																153
1795	ESURASK																153.1
1796	SURVEFRQ														159.1	150.1	
1797	ESURFRQ																153.2
1798	ESURAGIN																154
1799	SOCDES1													136_1			
1800	SOCDES2													136_2			
1801	SOCDES3													136_3			
1802	COVIDINF															128	
1803	COVIDGOV															27	
1804	COVIDMAS															28	
1805	COVIDMET															29	
1806	COVIDFRE															30	
1807	COVIDRES															31	
1808	MASKWHT1															32_1	
1809	MASKWHT2															32_2	
1810	MASKWHT3															32_3	
1811	MASKWHT4															32_4	
1812	MASKWHT5															32_5	
1813	MASKWHT6															32_6	
1814	MASKWHT7															32_7	
1815	MASKWHT8															32_8	
1816	MASKWHT9															32_9	
1817	VACCINE															33	
1818	VALUES1															51_1	
1819	VALUES2															51_2	
1820	VALUES3															51_3	
1821	VALUES4															51_4	
1822	VALUES5															51_5	
1823	VALUES6															51_6	
1824	VALUES7															51_7	
1825	VALUES8															51_8	
1826	VALUES9															51_9	
1827	VALUES10															51_10	
1828	VALUES11															51_11	
1829	VALUES12															51_12	
1830	VALUES13															51_13	
1831	VALUES14															51_14	
1832	VALUES15															51_15	
1833	VALUES16															51_16	
1834	VALUES17															51_17	
1835	VALUES18															51_18	
1836	VALUES19															51_19	
1837	VALUES20															51_20	
1838	VALUES21															51_21	
1839	VALUES22															51_22	



No.	Variable Name	2003	2004	2005	2006	2007	2008	2009	2010	2011	2012	2013	2014	2016	2018	2021	2023
1840	RESSECUR																33
1841	DIGDAILY																34_1
1842	DIGINTER																34_2
1843	DIGONLIN																34_3
1844	DIGINFOR																34_4
1845	NOTIME1M																124_1
1846	TIREDD1M																124_2
1847	ANGER1W																125
1848	NOCAPPRO																126_1
1849	UNEASABL																126_2
1850	BURDNEVR																126_3
1851	NOFUTURE																126_4
1852	SOCNET10																145
1853	LTIME1YR																146
1854	HEALTH23																147
1855	GOHOSP1M																149
1856	DISABIL1																150_1
1857	DISABIL2																150_2
1858	DISABIL3																150_3
1859	DISABIL4																150_4
1860	DISABIL5																150_5
1861	DISABIL6																150_6
1862	DISABIL7																150_7
1863	POLDECID																19
1864	ACTIFDIS																20
1865	AIHUMAN																38
1866	REWDEFFT																121
1867	LIKEHELP																122
1868	LAGBEHIN																127
1869	BORNMFEM																129
1870	HATOPSEX																7
1871	GOODDEED																46_1
1872	LUCKEFTO																46_2
1873	KGSSINTR														160_1		
1874	KGSSDIFF														160_2		
Add ver.2	KGSSAGIN													137	161	151	
1875	IMPOGR1	70_1															
1876	IMPOGR2	70_2															
1877	IMPOGR3	70_3															
1878	CLSETOWN	71_1															
1879	CLSECITY	71_2															
1880	CLSESTAT	71_3															
1881	CLSEKR	71_4															
1882	CLSEASIA	71_5															
1883	KRCITIZN	72_1										57_1					81_1
1884	KRSHAMED	72_2										57_2					81_2
1885	BELIKEKR	72_3										57_3					81_3
1886	KRBETTER	72_4										57_4					81_4
1887	IFWRONG	72_5										57_5					81_5
1888	KRSPORTS	72_6										57_6					
1889	LESSPRD	72_7										57_7					
1890	ADMKRPB											57_8					
1891	PROUDEM	73_1										58_1			7_1	7_1	83_1
1892	PROUDEM16A													29_1	7_1		
1893	PROUDEM16B													29_1	7_1		
1894	PROUDPOL	73_2										58_2			7_2	7_2	83_2
1895	PROUDPOL16A													29_2	7_2		
1896	PROUDPOL16B													29_2	7_2		
1897	PROUDECO	73_3										58_3			7_3	7_3	83_3
1898	PROUDECO16A													29_3	7_3		
1899	PROUDECO16B													29_3	7_3		
1900	PROUDSSS	73_4										58_4			7_4	7_4	83_7
1901	PROUDSSS16A													29_4	7_4		
1902	PROUDSSS16B													29_4	7_4		
1903	PROUDSCI	73_5										58_5			7_5	7_5	83_8
1904	PROUDSCI16A													29_5	7_5		
1905	PROUDSCI16B													29_5	7_5		
1906	PROUDSPT	73_6										58_6			7_6	7_6	83_4
1907	PROUDSPT16A													29_6	7_6		
1908	PROUDSPT16B													29_6	7_6		
1909	PROUDART	73_7										58_7			7_7	7_7	83_5
1910	PROUDART16A													29_7	7_7		
1911	PROUDART16B													29_7	7_7		
1912	PROUDMIL	73_8										58_8			7_8	7_8	83_9
1913	PROUDMIL16A													29_8	7_8		
1914	PROUDMIL16B													29_8	7_8		



No.	Variable Name	2003	2004	2005	2006	2007	2008	2009	2010	2011	2012	2013	2014	2016	2018	2021	2023
1915	PROUDHIS	73_9										58_9			7_9	7_9	83_6
1916	PROUDHIS16A													29_9	7_9		
1917	PROUDHIS16B													29_9	7_9		
1918	PROUDGRP	73_10										58_10			7_10	7_10	83_10
1919	PROUDGRP16A													29_10	7_10		
1920	PROUDGRP16B													29_10	7_10		
1921	REGION1											55_1					
1922	REGION2						102_1					55_2					
1923	REGION3						102_2					55_3					
1924	REGION4						102_3					55_4					
1925	KRBORNIN	74_1							112_1			56_1					80_1
1926	KRCIT	74_2							112_2			56_2					80_2
1927	KRLIVED	74_3							112_3			56_3					
1928	KRKOREAN	74_4							112_4			56_4					
1929	KRCONFUC	74_5										56_5					80_3
1930	KRGOVT	74_6							112_6			56_6					80_4
1931	KRFEEL	74_7							112_7			56_7					80_5
1932	KRANCSTR	74_8							112_8			56_8					80_6
1933	KRTRADTN								112_5								
1934	KRFLUENC								112_9								
1935	IMPORTS	75_1										59_1				74_3	84_1
1936	WRLDGOVT	75_2										59_2					84_2
1937	KROWNWAY	75_3										59_3					84_3
1938	FORLAND	75_4										59_4					84_4
1939	KRTV	75_5										59_5					84_5
1940	INTLINCS	76_1										60_1					84_6
1941	FREETRDE	76_2										60_2					
1942	DECSORGS	76_3										60_3					
1943	POWRORGS	76_4										60_4				74_5	
1944	FEELCTZ											60_5					
1945	FORCULT	76_5															
1946	INTERNET	76_6															
1947	KRCULT	77_1										61_1					
1948	MINCULT	77_2										61_2					
1949	MELTPOT1	78										62					
1950	IMMCRIME	79_1										63_1					85_1
1951	IMMECON	79_2							116_1			63_2					85_2
1952	IMMJOBS	79_3							116_2			63_3					85_3
1953	IMMIDEAS	79_4							116_5			63_4					85_4
1954	IMMCOSTS	79_5															
1955	KORORFOR																85_5
1956	LETIN1	80										64					86
1957	KIDSHERE	81_1							111_1								
1958	KIDSAWAY	81_2							111_2								
1959	IMMRGHTS	81_3										63_6					
1960	EXCLDIMM	81_4															
1961	IMMDMGE											63_5					
1962	MOREACTN											63_7					
1963	GETPBEDU											63_8					
1964	ACPTCULT											65					87
1965	KRPROUD	82	6	10	5	5	6	5	1	1	1	66	34	5	6	6	6
1966	PATRIO1											67_1					
1967	PATRIO2											67_2					
1968	PATRIO3											67_3					
1969	PATRIO4											67_4					
1970	CITZKR											68					103
1971	PARCITZ											69					
1972	TRUEKOR																8
1973	HAVCNTRY																82
1974	NOIMMIGR																104
1975	BEFAIR		3										77				101
1976	CANTRUST		4			67	62		64	49	95		78	3	3	3	102
1977	VOTEELEC		68_1										62_1				
1978	PAYTAXES		68_2										62_2				88_1
1979	OBEYLAWS		68_3										62_3				88_2
1980	WATCHGOV		68_4										62_4				88_3
1981	ACTASSOC		68_5										62_5				
1982	OTHREASN		68_6										62_6				
1983	BUYPOL		68_7										62_7				
1984	HELPPKR		68_8										62_8				88_4
1985	HELPPWRLD		68_9										62_9				
1986	MILSERVE		68_10														88_5
1987	SOLOK		69_1							83_1			70_1				92_1
1988	RGHTSMIN		69_2							83_2			70_2				92_2
1989	EQTREAT		69_3							83_3							
1990	CITVIEWS		69_4							83_4							
1991	POLOPTS		69_5							83_5			70_3				92_3



No.	Variable Name	2003	2004	2005	2006	2007	2008	2009	2010	2011	2012	2013	2014	2016	2018	2021	2023
1992	OPPSEGOV		69_6							83_6			70_4				92_4
1993	DEMRIGHT												70_5				
1994	CITIZOUT												70_6				
1995	VOTRIGHT												70_7				
1996	NOTVOTE												70_8				
1997	MEDPROV												70_9				
1998	POLEFF11		76_1										71_1				95_1
1999	POLEFF18		76_2										71_2				95_2
2000	POLEFF19		76_3										71_3				
2001	POLEFF20		76_4										71_4				
2002	ACTLAW		70										72				
2003	AFFCTLAW		71										73				
2004	LEFTRIGT												75				94
2005	RELMEET		72										63				
2006	REVMEET		73										64				
2007	RACMEET		74										65				
2008	GRPPARTY		75_1										69_1				
2009	GRPCIVIL		75_2														
2010	GRPWORK		75_3										69_2				
2011	GRPRELIG		75_4										69_3				
2012	GRPSPTS		75_5										69_4				
2013	GRPALUM		75_6														
2014	GRPHMTN		75_7														
2015	GRPFRND		75_8														
2016	GRPOTHER		75_9														
2017	GRPVOLAS												69_5				
2018	SIGNPET		77_1					17_1					66_1	130_1	156_1		
2019	AVOIDBUY		77_2					17_2					66_2	130_2	156_2		
2020	JOINDEM		77_3					17_3					66_3	130_3	156_3		
2021	ATTRALLY		77_4					17_4					66_4	130_4	156_4		
2022	CNTCTGOV		77_5					17_5					66_5	130_5	156_5		
2023	POLFUNDS		77_6					17_6					66_6	130_6	156_6		
2024	USEMEDIA		77_7					17_7					66_7				
2025	INTERPOL		77_8					17_8					66_8				
2026	POLSNS													130_7	156_7		
2027	PARTCYBR													130_8	156_8		
2028	POLREPLY													130_9	156_9		
2029	MEDIAPOL												67				99
2030	CONTACT0												68				
2031	GOVDOOK		78_1						87_1				76_1				
2032	POLGREED		78_2						87_2				76_2				
2033	POLINT04		79			68							74				
2034	DISCPOL		80										79				
2035	CHNGEOTH		81										80				
2036	POLACTIVE		90_1										81_1				
2037	CHOICES		90_2										81_2				
2038	REFRNDMS		90_3										81_3				
2039	UNPOWER		82														
2040	UNRGHTS		83														
2041	GOVNGOS		84														
2042	ELECVOTE		85														
2043	ELECFAIR		86														
2044	ELECVOT14												82				
2045	ELECFAI14												83				
2046	SERVEPEO		87										84				96
2047	FIXMISTK		88														
2048	CORRUPTN		89										85				97
2049	DEMTODAY		91										86				89
2050	DEM10PST		92										87				90
2051	DEM10FUT		93										88				91
2052	DEMRGHTS		94														
2053	PEOPLDEC															142_2	98_1
2054	ELITEDIF															142_3	
2055	UPPERCL1																98_3
2056	UPPERCL2																98_4
2057	UPPERCL3																98_5
2058	MEDIABIA																100
2059	INCMR	45	46	54	54	44	52	44	36	40	46	50	57	53	58	66	73
2060	UNQUITYR			54.17.1													
2061	UNWHY			54.17.5													
2062	UNJOBINT			54.18													
2063	UNJOBPSB			54.18.1													
2064	UNJSRC			54.18.2													
2065	UNJSRC1			54.18.2.1_1													
2066	UNJSRC2			54.18.2.1_2													
2067	UNJSRC3			54.18.2.1_3													
2068	UNJSRC4			54.18.2.1_4													



No.	Variable Name	2003	2004	2005	2006	2007	2008	2009	2010	2011	2012	2013	2014	2016	2018	2021	2023
2069	UNJSRC5			54.1821_5													
2070	UNJSRC6			54.1821_6													
2071	UNTRAIN			54.18.3													
2072	UNECOSUP			54.19													
2073	TIMEPRF1			60_1		55_1											
2074	TIMEPRF2			60_2		55_2											
2075	TIMEPRF3			60_3		55_3											
2076	TIMEPRF4			60_4													
2077	TIMEPRF5			60_5		55_4											
2078	WRKEARN	50_1		61_1													
2079	WRKENJOY	50_2		61_2													
2080	WRKIMP	50_3															
2081	RSECJOB	51_1		62_1													
2082	RHINC	51_2		62_2													
2083	RPRMOTN	51_3															
2084	RINTJOB	51_4		62_4													
2085	RWRKINDP	51_5		62_5													
2086	RHLPOTHS	51_6		62_6													
2087	RHLPSOC	51_7		62_7													
2088	RFLEXHRS	51_8		62_8													
2089	RCAREER			62_3													
2090	EMPSELF	52_1		63.1													
2091	SMALLBIG	52_2		63.2													
2092	PRIPUB	52_3		63.3													
2093	WG_SF1			64_1													
2094	WG_SF2			64_2													
2095	UNION1			65_1													
2096	UNION2			65_2													
2097	FULPAR			66													
2098	POSAFF1			69_1													
2099	POSAFF2			69_2													
2100	POSAFF3			69_3													
2101	POSAFF4			69_4													
2102	POSAFF5			69_5													
2103	POSAFF6			69_6													
2104	NEGAFF1			69_7													
2105	NEGAFF2			69_8													
2106	NEGAFF3			69_9													
2107	NEGAFF4			69_10													
2108	HOURLMON	54		70													
2109	ATTJB105			71_1													
2110	ATTJB205			71_2													
2111	ATTJB305			71_3													
2112	ATTJB405			71_4													
2113	ATTJB505			71_5													
2114	ATTJB605			71_6													
2115	ATTJB705			71_7													
2116	ATTJOB8			71_8													
2117	XHAUSTN	56_1		72_1													
2118	PHYSWRK	56_2		72_2													
2119	STRESS	56_3		72_3													
2120	DANGER	56_4		72_4													
2121	JAUTO1			73													
2122	JAUTO2			74													
2123	FLEXTIME			75													
2124	FAMWRK1			76_1													
2125	FAMWRK2			76_2													
2126	PASTSKIL			77													
2127	PANTSKIL			78													
2128	SKILTRAI			79								76					
2129	REMAWRK	57_1		80_1													
2130	REWRKWRK	57_2		80_2													
2131	SATWORK			81							72						
2132	HELPPORG	59_1		82_1			94_1										
2133	PROUDWRK	59_2		82_2			94_2										
2134	BOASTWRK	59_3		82_3			94_3										
2135	EMPEEDPD			83													
2136	EMPERDPD			84													
2137	INTLEAVE			85													
2138	LOSEJOB			86													
2139	ACPTJOB1			87_1													
2140	ACPTJOB2			87_2													
2141	ACPTJOB3			87_3													
2142	ACPTJOB4			87_4													
2143	SCNDJOB			88													
2144	LAWOBEY				87									82			
2145	PROTEST1				88_1									83_1			



No.	Variable Name	2003	2004	2005	2006	2007	2008	2009	2010	2011	2012	2013	2014	2016	2018	2021	2023
2146	PROTEST2				88_2									83_2			
2147	PROTEST3				88_3												
2148	EXTREM1				89_1									84_1			
2149	EXTREM2				89_2									84_2			
2150	INNOGUIL				90									85			
2151	GOVSUP1				91_1									86_1	34_1		
2152	GOVSUP2				91_2									86_2	34_2		
2153	GOVSUP3				91_3									86_3	34_3		
2154	GOVSUP4				91_4									86_4	34_4		
2155	GOVSUP5				91_5									86_5	34_5		
2156	GOVSUP6				91_6									86_6	34_6		
2157	GOVSPD1				92_1								44_1	87_1	35_1	37_1	41_1
2158	GOVSPD2				92_2								44_2	87_2	35_2	37_2	41_2
2159	GOVSPD3				92_3								44_3	87_3	35_3	37_3	41_3
2160	GOVSPD4				92_4								44_4	87_4	35_4	37_4	41_4
2161	GOVSPD5				92_5								44_5	57_5	35_5	37_5	41_5
2162	GOVSPD6				92_6								44_6	57_6	35_6	37_6	41_6
2163	GOVSPD7				92_7								44_7	57_7	35_7	37_7	41_7
2164	GOVSPD8				92_8								44_8	57_8	35_8	37_8	41_8
2165	GOVRES1				93_1									88_1			
2166	GOVRES2				93_2									88_2			
2167	GOVRES3				93_3									88_3			
2168	GOVRES4				93_4									88_4			
2169	GOVRES5				93_5									88_5			
2170	GOVRES6				93_6									88_6			
2171	GOVRES7				93_7									88_7			
2172	GOVRES8				93_8									88_8			
2173	GOVRES9				93_9									88_9			
2174	GOVRES10				93_10									88_10			
2175	GOVRES11													88_11			
2176	CAREMED													89_1	36_1		
2177	CAREAGED													89_2	36_2		
2178	CARECHLD													89_3	36_3		
2179	INFLGOV1													90_1			
2180	INFLGOV2													90_2			
2181	INFLPOLY													91			
2182	SURVECAM													92_1			
2183	SURVEINT													92_2			
2184	OPENGGOV													93			
2185	INFORESI													94_1			
2186	INFOFORE													94_2			
2187	GOVPER1				94_1									95_1	37_1		
2188	GOVPER2				94_2									95_2	37_2		
2189	GOVPER3				94_3									95_3	37_3		
2190	GOVPER4				94_4									95_4	37_4		
2191	GOVPER5				94_5									95_5	37_5		
2192	GOVPER6				94_6									95_6	37_6		
2193	GOVAUT1				95_1									96_1			
2194	GOVAUT2				95_2									96_2			
2195	GOVAUT3				95_3									96_3			
2196	POLINT06				96									97			
2197	POLEFF1				97_1									98_1			
2198	POLEFF2				97_2												
2199	POLEFF3				97_3									98_2			
2200	POLEFF4				97_4												
2201	POLEFF5				97_5									98_3			
2202	POLEFF6				97_6									98_4			
2203	TAXAMT1				98_1									99_1			
2204	TAXAMT2				98_2									99_2			
2205	TAXAMT3				98_3									99_3			
2206	TAXAUTHO1													100_1			
2207	TAXAUTHO2													100_2			
2208	PRIFIRM1													101_1			
2209	PRIFIRM2													101_2			
2210	TRUST1				99_1												
2211	TRUST2				99_2												
2212	ASKTAKE				100_1												
2213	ASKGIVE				100_2												
2214	OFFEQUIT				101												
2215	OFFNEPOT				102												
2216	POLCORRU				103								99	102			
2217	OFFCORRU				104								100	103			
2218	OFFBRIBE				105									104			
2219	NUMCNCT				106												
2220	LTAC01					49_1											
2221	LTAC02					49_2											
2222	LTAC03					49_3											



No.	Variable Name	2003	2004	2005	2006	2007	2008	2009	2010	2011	2012	2013	2014	2016	2018	2021	2023
2223	LTAC04					49_4											
2224	LTAC05					49_5											
2225	LTAC06					49_6											
2226	LTAC07					49_7											
2227	LTAC08					49_8											
2228	LTAC09					49_9											
2229	LTAC10					49_10											
2230	LTAC11					49_11											
2231	LTAC12					49_12											
2232	LTAC13					49_13											
2233	LTAC14					49_14											
2234	LTAC15					49_15											
2235	LTAC16					49_16											
2236	LTAC17					49_17											
2237	LTAC18					49_18											
2238	LTEFF1					50_1											
2239	LTEFF2					50_2											
2240	LTAC04PL					51_1											
2241	LTAC07PL					51_2											
2242	LTAC10PL					51_3											
2243	LTAC01PL					51_4											
2244	LTAC14PL					51_5											
2245	LTAC15PL					51_6											
2246	LTAC16PL					51_7											
2247	LTAC17PL					51_8											
2248	LTAC18PL					51_9											
2249	LTACPUR1					52_1											
2250	LTACPUR2					52_2											
2251	LTACPUR3					52_3											
2252	LTFEEL1					53_1											
2253	LTFEEL2					53_2											
2254	LTFEEL3					53_3											
2255	LTTOGETH					54											
2256	OVERNGHT					56											
2257	OFFDAYS					57											
2258	SPORTS1					58											
2259	SPORTS2					59											
2260	GAME					60											
2261	GAMEHOW					60.1											
2262	SPGAPUR1					61_1											
2263	SPGAPUR2					61_2											
2264	SPGAPUR3					61_3											
2265	SPGAPUR4					61_4											
2266	TVSPORT1					62											
2267	TVSPORT2					63											
2268	KOSPORT0					64											
2269	SOPN1					65_1											
2270	SOPN2					65_2											
2271	SOPN3					65_3											
2272	SOPN4					65_4											
2273	SOPN5					65_5											
2274	GRPPART1					66_1											
2275	GRPPART2					66_2											
2276	GRPPART3					66_3											
2277	GRPPART4					66_4											
2278	GRPPART5					66_5											
2279	LTACLMT1					69_1											
2280	LTACLMT2					69_2											
2281	LTACLMT3					69_3											
2282	LTACLMT4					69_4											
2283	LTACLMT5					69_5											
2284	HAPPY					70	58								66		
2285	HEALTHY					71		31	41	76	74	33			23		
2286	YESTDAY					74.1											
2287	YGETAMPM					74.2_1											
2288	YGETHR					74.2_2											
2289	YGETMN					74.2_3											
2290	YBEDAMPM					74.3_1											
2291	YBEDHR					74.3_2											
2292	YBEDMN					74.3_3											
2293	HEIGHT					75_1			50_1	78_1						109_1	
2294	WEIGHT					75_2			50_2	78_2						109_2	
2295	WGHTPREF					76											
2296	WTIDEAMM					77_1											
2297	WTIDEAFF					77_2											
2298	FAMSATIS														67	45	
2299	SEXATT1						59_1					35_1	37_1		68_1	47_1	49_1



No.	Variable Name	2003	2004	2005	2006	2007	2008	2009	2010	2011	2012	2013	2014	2016	2018	2021	2023
2300	SEXATT2						59_2					35_2	37_2		68_2	47_2	49_2
2301	SEXATT3						59_3					35_3	37_3		68_3	47_3	49_3
2302	ABORT1						60_1										
2303	ABORT2						60_2								69		
2304	HBBYWK08						61								70		
2305	TRTASSB						63_1								71_1		
2306	TRTFIRM						63_2								71_2		
2307	TRTRELI						63_3								71_3		
2308	TRTJURI						63_4								71_4		
2309	TRTEDUC						63_5								71_5		
2310	RESIDEXP						64										
2311	RELLEAD1						65_1								72		
2312	RELLEAD2						65_2										
2313	RELSCI1						66_1										
2314	RELSCI2						66_2								73_1		
2315	RELFUN1						66_3								73_2		
2316	RELFUN2						66_4								73_3		
2317	RELPOWR						67								74		
2318	RELDIV1						68_1										
2319	RELDIV2						68_2										
2320	RELDIFF1						69_1								75		
2321	RELDIFF2						69_2										
2322	RELEXTM1						70_1								76_1		
2323	RELEXTM2						70_2										
2324	RELEXTM3														76_2		
2325	GODCONC						71								77		
2326	GODBELI						72								78		
2327	RELNW1						73_1								79_1		
2328	RELNW2						73_2								79_2		
2329	RELNW3						73_3								79_3		
2330	RELNW4						73_4								79_4		
2331	RELNW5						73_5										
2332	RELNW6						73_6										
2333	RELNW7						73_7								79_5		
2334	SPIRIT1						74_1								80_1		
2335	SPIRIT2						74_2								80_2		
2336	SPIRIT3						74_3								80_3		
2337	SPIRIT4						74_4								80_4		
2338	SPIRIT5						74_5								80_5		
2339	SPIRIT6						74_6								80_6		
2340	RELWOMEN														81		
2341	RELMA						75								82		
2342	RELDENMA						75.1								82.1		
2343	RELFA						76								83		
2344	RELDENFA						76.1								83.1		
2345	RELUP						77								84		
2346	RELDENUP						77.1								84.1		
2347	RELSP						78										
2348	RELDENSP						78.1										
2349	RELATNMA						79								85		
2350	RELATNFA						80								86		
2351	RELATNUP						81								87		
2352	PRAYFREQ						82								88		
2353	RELACT						83								89		
2354	READBIBL														90		
2355	RELOBJT						84								91		
2356	RELVIST						85								92		
2357	RELIGOUS						86								93		
2358	SPIRITUA						87								94		
2359	RELOBSTA														95		
2360	RELTRUTH						88										
2361	RELGSTY1						89_1										
2362	RELGSTY2						89_2								96_1		
2363	RELGSTY3						89_3								96_2		
2364	RELGSTY4						89_4										
2365	RELFREE														97_1		
2366	RELNEIGH														97_2		
2367	RELIGPST														98_1		
2368	RELIGLIF														98_2		
2369	MYTH1						90_1										
2370	MYTH2						90_2								99_1	48_1	
2371	MYTH218														99_1	48_1	50_1
2372	MYTH3						90_3										
2373	MYTH4						90_4										
2374	MYTH5						90_5										
2375	MYTH518														99_2	48_2	
2376	RELCNFT						91								99_2	48_2	50_2



No.	Variable Name	2003	2004	2005	2006	2007	2008	2009	2010	2011	2012	2013	2014	2016	2018	2021	2023
2377	REGGRP1						92_1								100_1		
2378	REGGRP2						92_2								100_2		
2379	REGGRP3						92_3								100_3		
2380	REGGRP4						92_4								100_4		
2381	REGGRP5						92_5								100_5		
2382	REGGRP6						92_6								100_6		
2383	REGGRP7						92_7								100_7		
2384	REGGRP8						92_8								100_8		
2385	REGGRP9						92_9								100_9		
2386	PAYDOC2							53_1			32A_1						
2387	PAYEXEC2							53_2			32A_2						
2388	PAYCLRK2							53_3			32A_3						
2389	PAYUNSK2							53_4			32A_4						
2390	PAYMINI2							53_5			32A_5						
2391	PAYTCHR2							53_6			32A_6						
2392	PAYNOVC2							53_7			32A_7						
2393	PAYSKIL2							53_8			32A_8						
2394	PAYRETL2							53_9			32A_9						
2395	WKNOREST							54_1				45_1					
2396	WKNOLIKE							54_2				45_2					
2397	WKNORSLT							54_3				45_3					
2398	SUCDWLTH							55_1				91_1			22_1	27_1	
2399	SUCDPAED							55_2				91_2			22_2	27_2	
2400	SUCDEDEDUC							55_3				91_3			22_3	27_3	
2401	SUCDAMBT							55_4				91_4			22_4	27_4	
2402	SUCDEFRT							55_5				91_5			22_5	27_5	
2403	SUCDKNOW							55_6				91_6			22_6	27_6	
2404	SUCDPOL							55_7				91_7			22_7	27_7	
2405	SUCDBRIB							55_8				91_8			22_8	27_8	
2406	SUCDRACE							55_9				91_9			22_9	27_9	
2407	SUCDREL							55_10				91_10			22_10	27_10	
2408	SUCDSEX							55_11				91_11			22_11	27_11	
2409	CRRPTSUCD							57_1				92_1					
2410	GOODSCHL							57_2				92_2					
2411	TUITION							57_3				92_3					
2412	UNIVEQUL							57_4				92_4					
2413	GIVDOC2							58_1			32B_1						
2414	GIVEXEC2							58_2			32B_2						
2415	GIVCLRK2							58_3			32B_3						
2416	GIVUNSK2							58_4			32B_4						
2417	GIVMINI2							58_5			32B_5						
2418	GIVTCHR2							58_6			32B_6						
2419	GIVNOVC2							58_7			32B_7						
2420	GIVSKIL2							58_8			32B_8						
2421	GIVRETL2							58_9			32B_9						
2422	INCGAP	84_1						59_1		84_1			93_1				
2423	GOVEQINC	84_2						59_2	83_2	84_2			93_2			74_2	
Add_	GOVEQINC23																93
ver.2																	
2424	GOVUNEMP							59_3		84_3			93_3			38_1	
2425	GOVLESS							59_4		84_4			93_4			38_2	
2426	TAXHIGH1							60.1									
2427	TAXHIGH2							60.2									
2428	INSRHIGH							61.1									
2429	EDUCHIGH							61.2		54							
2430	CONWLTH	83_1						62_1					94_1				
2431	CONCLASS	83_2						62_2					94_2				
2432	CONUNION	83_3						62_3					94_3				
2433	CONSOC	83_4						62_4					94_4				
2434	CONAGE	83_5															
2435	RANK	90	36	44	36	34	38	63.1	14	22	21	21	21	16	20	16	21
2436	RANK15							63.2							136		
2437	OCCMOBL2							64									
2438	PAYRESP	88_1						65_1					95_1				
2439	PAYEDTRN	88_2						65_2					95_2				
2440	PAYSUP	88_3															
2441	PAYFAM	88_4						65_3					95_3				
2442	PAYCHLD	88_5						65_4					95_4				
2443	PAYDOJOB	88_6						65_5					95_5				
2444	PAYHARD	88_7						65_6					95_6				
2445	JUSTPAY	87						66			33	86	40				
2446	JUSTPAY2							56									
2447	CURRCLSS							67.1									
2448	FUTRCLSS							67.2									
2449	PASECTOR							68.1									
2450	PAINDUS							68.2.1								61.1	68.1
2451	PAIND08							68.2.1								61.1	68.1



No.	Variable Name	2003	2004	2005	2006	2007	2008	2009	2010	2011	2012	2013	2014	2016	2018	2021	2023
2452	PAISCO88							68.2.2								61.2	68.2
2453	PAISCO08							68.2.2								61.2	68.2
2454	FATOCC15														137		
2455	MAWRKST							69.1									
2456	MASECTOR							69.2									
2457	MAINDUS							69.3.1									
2458	MAISCO88							69.3.2									
2459	NUMBOOKS							70									
2460	NOTABSNT							71_1									
2461	HWDOBEST							71_2									
2462	OUTCOME							71_3									
2463	CONFDNCE							71_4									
2464	RECGNITN							71_5									
2465	STDCNTRL							71_6									
2466	FRSTSECT							72.1									
2467	FSTIND							72.2.1									
2468	FSTISC88							72.2.2									
2469	CLASS2							73									
2470	VALPRPTY							74.1									
2471	VALMOVBL							74.2									
2472	TOPPROB1								82_1							73_1	
2473	TOPPROB2								82_2							73_2	
2474	PRIVENT								83_1							74_1	
2475	POSTMAT1								84_1							75_1	13_1
2476	POSTMAT2								84_2							75_2	13_2
2477	TRUST5								85							76	
2478	FAIR	3		2		2	2	2		3	3	2	2	2	2	2	2
2479	FAIR5								86								
2480	GRNCON								88				108				
2481	ENTRBUS								89_1				109_1			79	
2482	ENPRBFAM								89_2				109_2				
2483	KNWCAUSE								90								
2484	KNOWSOL								91								
2485	SCIFAIH								92_1			37_1					
2486	HARMGOOD								92_2			37_2					
2487	SCIGRN								92_3			37_3					
2488	GRNECON								93_1							81_1	
2489	HARMSGRN								93_2							81_2	
2490	GRNPROG								93_3							81_3	
2491	GRWTHHELP								94_1							81_4	
2492	GRWTHARM								94_2				90_1			81_5	
2493	POPGRWTH								94_3				90_2				
2494	GRNPRICE								95				90_3				
2495	GRNTAXES								96				110			82	
2496	GRNSOL								97				111			83	
2497	TOODIFME								98_1				112			84	
2498	IHLPGRN								98_2							86_1	
2499	IMPGRN								98_3							86_2	
2500	OTHSSAME								98_4							86_3	
2501	GRNEXAGG								98_5							86_4	
2502	HELPHARM								98_6							86_5	
2503	GRNEFFME								98_7							86_6	
2504	CARSGEN								99_1							86_7	
2505	INDUSGEN								99_2				113_1			87_1	
2506	CHEMGEN								99_3				113_2			87_2	
2507	WATERGEN								99_4				113_3			87_3	
2508	TEMPGEN								99_5				113_4			87_4	
2509	GENEGEN								99_6				113_5			87_5	
2510	NUKEGEN								99_7				113_6			87_6	
2511	PUBDECID								100				113_7			87_7	
2512	BUSDECI								101								
2513	KRDOENUF								102								
2514	BUSGRN								103								
2515	PEOPGRN								104							88	
2516	ENERGY								105							89	
2517	GRNINTL								106_1								
2518	LDCGRN								106_2								
2519	ECONGRN								106_3								
2520	RECYCLE								107_1							96_1	
2521	CHEMFREE								107_2								
2522	DRIVLESS								107_3								
2523	REDCEHME								107_4								
2524	H2OLESS								107_5								
2525	NOBUYGRN								107_6							96_2	
2526	GRNGROUP								108							97	
2527	GRNSIGN								109_1							98_1	
2528	GRNMONEY								109_2							98_2	



No.	Variable Name	2003	2004	2005	2006	2007	2008	2009	2010	2011	2012	2013	2014	2016	2018	2021	2023
2529	GRNDEMO								109_3							98_3	
2530	ATMOSHOL								110_1								
2531	COALCAUZ								110_2								
2532	CLIMATEC															80	
2533	CLIMATEW															80.1	
2534	CLIMATEK															80.2	
2535	GROWENVI															81_6	
2536	CONSRREDU															85	
2537	NATURENJ															90	
2538	NATUREFR															91	
2539	AIRTRAVE															92	
2540	CARHOURS															93	
2541	BEEFFOOD															94	
2542	HOMEROOM															95	
2543	AIRNEIGH															99_1	
2544	WTRNEIGH															99_2	
2545	WEANEIGH															99_3	
2546	HAPINSS1									51	71						
2547	CONFEDUC									52_1							
2548	CONFMEDI									52_2							
2549	MEDICHNG									53							
2550	HLCAHIGH									55							
2551	HLCAKR1									56_1							
2552	HLCAKR2									56_2							
2553	HLCAKR3									56_3							
2554	HLCAKR4									56_4							
2555	HLCATAX									57							
2556	HLCATAX1									85							
2557	PUBFUND1									58_1							
2558	PUBFUND2									58_2							
2559	PUBFUND3									58_3							
2560	PUBFUND4									58_4							
2561	ACCPUB1									59_1							
2562	ACCPUB2									59_2							
2563	ACCPUBNO									60							
2564	HPBMWHY1									61_1							
2565	HPBMWHY2									61_2							
2566	HPBMWHY3									61_3							
2567	HPBMWHY4									61_4							
2568	TRTNEED1									62							
2569	TRTNEED2									63							
2570	TRTNEED3									64							
2571	ALTMED1									65_1							
2572	ALTMED2									65_2							
2573	KRMD1									66_1							
2574	KRMD2									66_2							
2575	KRMD3									66_3							
2576	KRMD4									66_4							
2577	KRMD5									66_5							
2578	HLTPBM1									67_1							
2579	HLTPBM2									67_2							
2580	HLTPBM3									67_3							
2581	HLTPBM4									67_4							
2582	HLTPBM5									67_5							
2583	VISITMD									68_1							
2584	VISITALT									68_2							
2585	INPATNT									69							
2586	TRTWHY1									70_1							
2587	TRTWHY2									70_2							
2588	TRTWHY3									70_3							
2589	TRTWHY4									70_4							
2590	TRTPOS1									71_1							
2591	TRTPOS2									71_2							
2592	HLCASAT									72							
2593	TRTSAT1									73_1	62_1						
2594	TRTSAT2									73_2	62_2						
2595	TRTSAT3									73_3	62_3						
2596	FREQSM10									74							
2597	FREQDR10									75_1							
2598	FREQEX10									75_2							
2599	FREQFRSH									75_3							
2600	TYPEINSR							59		79						121	151
2601	INSRCOVR									80							
2602	INSRCOV1									81_1							
2603	INSRCOV2									81_2							
2604	INSRCOV3									81_3							
2605	SOCLIMIT									82							



No.	Variable Name	2003	2004	2005	2006	2007	2008	2009	2010	2011	2012	2013	2014	2016	2018	2021	2023
2606	MAWRKWRM	62_1									51A_1			69_2			
2607	KIDSUFFR	62_2									51A_2						
2608	FAMSUFFR	62_3									51A_3			69_3			
2609	HOMEKID	62_4									51A_4						
2610	HOUSEWRK	62_5									51A_5			69_4			
2611	FEJOBIND	62_6															
2612	FEWRKSUP	62_7															
2613	TWOINCS	63_1									51B_1						
2614	HUBBYWRK	63_2									51B_2						
2615	MRMOM	63_3															
2616	MEOVRWRK	63_4															
2617	FEMWK1										52_1						
2618	FEMWK2										52_2						
2619	MARHAPPY	67_1									53_1						
2620	MARFIN	67_2															
2621	MARKIDS	67_3															
2622	MARNOMAR	67_4															
2623	MARLEGIT	67_5									53_2						
2624	COHABOK	67_7									53_3						
2625	COHABFST	67_8															
2626	DIVBEST	67_9									53_4						
2627	SINGLPAR	67_6									54_1						
2628	SAMPAR1										54_2						
2629	SAMPAR2										54_3						
2630	IDLCHDN				39		41				55						
2631	KIDJOY	66_1									56_1						
2632	KIDNOFRE	66_2									56_2						
2633	KIDFINA										56_3						
2634	KIDCARR										56_4						
2635	KIDPOSI										56_5						
2636	KIDHELP										56_6						
2637	KIDEMPTY	66_3															
2638	DIVIFKD1	66_4															
2639	DIVNOKD1	66_5															
2640	PALEA										57_1						
2641	PALEATIM										57_2						
2642	PALEAWHO										57.1						
2643	PALEABAL										57.2						
2644	FAMWOR1										58A						
2645	FAMWOR2										58B						
2646	CHDWHO										59A						
2647	CHDPAY										59B						
2648	OLDWHO										60A						
2649	OLDPAY										60B						
2650	CHORTM										61A						
2651	CARETM										61B						
2652	SPLONG										63						
2653	SPCHORTM										64A						
2654	SPCARETM										64B						
2655	CJINCMA										65						
2656	LAUNDRY							80_2			66_1						
2657	MAINTE										66_2						
2658	SICKCARE										66_3						
2659	SHOPPING										66_4						
2660	CLEANING							80_3			66_5						
2661	DINNER1										66_6						
2662	CJCHORDV										67						
2663	CJWKEND										68						
2664	CJINCOM										69						
2665	WOKFAM1										70_1						
2666	WOKFAM2										70_2						
2667	WOKFAM3										70_3						
2668	WOKFAM4										70_4						
2669	FAMSAT										73						
2670	MAWK										75						
2671	RWKCHL1										76A_1						
2672	RWKCHL2										76A_2						
2673	SPWKCHL1										76B_1						
2674	SPWKCHL2										76B_2						
2675	CONJCHL										77						
2676	MARMUST													69_1			
2677	APPCCSXB		38		35		39				29	25	26				
2678	THRGEN				38		40										
2679	IDLCHDN14												27				
2680	SIBNO1				45_1									44_1			
2681	SIBNO2				45_2									44_2			
2682	SIBNO3				45_3									44_3			



No.	Variable Name	2003	2004	2005	2006	2007	2008	2009	2010	2011	2012	2013	2014	2016	2018	2021	2023
2683	SIBNO4				45_4									44_4			
2684	SIBNO5				45_5									44_5			
2685	SIBNO6				45_6									44_6			
2686	SPSIBNO1				46_1									45_1			
2687	SPSIBNO2				46_2									45_2			
2688	SPSIBNO3				46_3									45_3			
2689	SPSIBNO4				46_4									45_4			
2690	SPSIBNO5				46_5									45_5			
2691	SPSIBNO6				46_6									45_6			
2692	SONNO				47_1									46_1			
2693	DAUNO				47_2									46_2			
2694	AC1BOR				48_1_1									47_1_1			
2695	AC1OLD				48_1_2									47_1_2			
2696	AC1MAR				48_1_3									47_1_3			
2697	AC1EMP				48_1_4									47_1_4			
2698	AC1FAR				48_1_5									47_1_5			
2699	AC1SEE				48_1_6									47_1_6			
2700	AC1CAL				48_1_7									47_1_7			
2701	AC2BOR				48_2_1									47_2_1			
2702	AC2OLD				48_2_2									47_2_2			
2703	AC2MAR				48_2_3									47_2_3			
2704	AC2EMP				48_2_4									47_2_4			
2705	AC2FAR				48_2_5									47_2_5			
2706	AC2SEE				48_2_6									47_2_6			
2707	AC2CAL				48_2_7									47_2_7			
2708	AC3BOR				48_3_1									47_3_1			
2709	AC3OLD				48_3_2									47_3_2			
2710	AC3MAR				48_3_3									47_3_3			
2711	AC3EMP				48_3_4									47_3_4			
2712	AC3FAR				48_3_5									47_3_5			
2713	AC3SEE				48_3_6									47_3_6			
2714	AC3CAL				48_3_7									47_3_7			
2715	AC4BOR				48_4_1									47_4_1			
2716	AC4OLD				48_4_2									47_4_2			
2717	AC4MAR				48_4_3									47_4_3			
2718	AC4EMP				48_4_4									47_4_4			
2719	AC4FAR				48_4_5									47_4_5			
2720	AC4SEE				48_4_6									47_4_6			
2721	AC4CAL				48_4_7									47_4_7			
2722	AC5BOR				48_5_1									47_5_1			
2723	AC5OLD				48_5_2									47_5_2			
2724	AC5MAR				48_5_3									47_5_3			
2725	AC5EMP				48_5_4									47_5_4			
2726	AC5FAR				48_5_5									47_5_5			
2727	AC5SEE				48_5_6									47_5_6			
2728	AC5CAL				48_5_7									47_5_7			
2729	AC6BOR				48_6_1									47_6_1			
2730	AC6OLD				48_6_2									47_6_2			
2731	AC6MAR				48_6_3									47_6_3			
2732	AC6EMP				48_6_4									47_6_4			
2733	AC6FAR				48_6_5									47_6_5			
2734	AC6SEE				48_6_6									47_6_6			
2735	AC6CAL				48_6_7									47_6_7			
2736	AC7BOR				48_7_1									47_7_1			
2737	AC7OLD				48_7_2									47_7_2			
2738	AC7MAR				48_7_3									47_7_3			
2739	AC7EMP				48_7_4									47_7_4			
2740	AC7FAR				48_7_5									47_7_5			
2741	AC7SEE				48_7_6									47_7_6			
2742	AC7CAL				48_7_7									47_7_7			
2743	AC8BOR				48_8_1									47_8_1			
2744	AC8OLD				48_8_2									47_8_2			
2745	AC8MAR				48_8_3									47_8_3			
2746	AC8EMP				48_8_4									47_8_4			
2747	AC8FAR				48_8_5									47_8_5			
2748	AC8SEE				48_8_6									47_8_6			
2749	AC8CAL				48_8_7									47_8_7			
2750	AC9BOR				48_9_1												
2751	AC9OLD				48_9_2												
2752	AC9MAR				48_9_3												
2753	AC9EMP				48_9_4												
2754	AC9FAR				48_9_5												
2755	AC9SEE				48_9_6												
2756	AC9CAL				48_9_7												
2757	AC10BOR				48_10_1												
2758	AC10OLD				48_10_2												
2759	AC10MAR				48_10_3												



No.	Variable Name	2003	2004	2005	2006	2007	2008	2009	2010	2011	2012	2013	2014	2016	2018	2021	2023
2760	AC10EMP				48_10_4												
2761	AC10FAR				48_10_5												
2762	AC10SEE				48_10_6												
2763	AC10CAL				48_10_7												
2764	RPAALI				49_1_1								48_1_1				
2765	RPAOLD				49_1_2								48_1_2				
2766	RPAMAR				49_1_3								48_1_3				
2767	RPAEMP				49_1_4								48_1_4				
2768	RPACOH				49_1_5								48_1_5				
2769	RPAFAR				49_1_6								48_1_6				
2770	RPASEE				49_1_7								48_1_7				
2771	RPACAL				49_1_8								48_1_8				
2772	RMAALI				49_2_1								48_2_1				
2773	RMAOLD				49_2_2								48_2_2				
2774	RMAMAR				49_2_3								48_2_3				
2775	RMAEMP				49_2_4								48_2_4				
2776	RMACOH				49_2_5								48_2_5				
2777	RMAFAR				49_2_6								48_2_6				
2778	RMASEE				49_2_7								48_2_7				
2779	RMACAL				49_2_8								48_2_8				
2780	SPPALI				49_3_1								48_3_1				
2781	SPPOLD				49_3_2								48_3_2				
2782	SPPMAR				49_3_3								48_3_3				
2783	SPPEMP				49_3_4								48_3_4				
2784	SPPCOH				49_3_5								48_3_5				
2785	SPPFAR				49_3_6								48_3_6				
2786	SPPSEE				49_3_7								48_3_7				
2787	SPPCAL				49_3_8								48_3_8				
2788	SPMALI				49_4_1								48_4_1				
2789	SPMOLD				49_4_2								48_4_2				
2790	SPMMAR				49_4_3								48_4_3				
2791	SPMEMP				49_4_4								48_4_4				
2792	SPMCOH				49_4_5								48_4_5				
2793	SPMFAR				49_4_6								48_4_6				
2794	SPMSEE				49_4_7								48_4_7				
2795	SPMCAL				49_4_8								48_4_8				
2796	UAMOPFF				59_1												
2797	UAFOPFF				59_2												
2798	MAMOPFF				59_3								59_1				
2799	MAFOPFF				59_4								59_2				
2800	MAMLPPF				59_5								59_3				
2801	MAFLPPF				59_6								59_4				
2802	JACOPFF				60_1								60_1				
2803	JACOPPP				60_2								60_2				
2804	JACOPEE				60_3												
2805	JOPACFF				61_1								61_1				
2806	JOPACPP				61_2								61_2				
2807	JOPACEE				61_3												
2808	ACWHO				62								62				
2809	ACWHOCOR				62.1								62.1				
2810	SEPACFF				62.2_1								62.2_1				
2811	SEPACPP				62.2_2								62.2_2				
2812	SEPACEE				62.2_3												
2813	SACEPFF				62.3_1								62.3_1				
2814	SACEPPP				62.3_2								62.3_2				
2815	SACEPEE				62.3_3												
2816	JACLPFF				63_1								63_2				
2817	JACLPFP				63_2								63_2				
2818	JACLPEE				63_3												
2819	JLPACFF				64_1								64_1				
2820	JLPACPP				64_2								64_2				
2821	JLPACEE				64_3												
2822	HOUWK1				65_1								65_1				
2823	HOUWK2				65_2								65_2				
2824	HOUWK3				65_3								65_3				
2825	HOUWK4												65_4				
2826	HOUWK5												65_5				
2827	ELDCARES				66								66				
2828	FAMVAL1				67_1								67_1				
2829	FAMVAL2				67_2								67_2				
2830	FAMVAL3				67_3								67_3				
2831	FAMVAL4				67_4								67_4				
2832	FAMVAL5				67_5								67_5				
2833	FAMVAL6				67_6								67_6				
2834	FAMVAL7				67_7								67_7				
2835	SEXROLE1				68_1		97_1						68_1		113_1		
2836	SEXROLE123																43_1



No.	Variable Name	2003	2004	2005	2006	2007	2008	2009	2010	2011	2012	2013	2014	2016	2018	2021	2023
2837	SEXROLE2				68_2									68_2			
2838	SEXROLE3				68_3												
2839	SEXROLE4				68_4									68_4			
2840	PATRACH1				69_1		97_2							70_1	113_2		
2841	PATRACH123																43_2
2842	PATRACH2				69_2									70_2	113_3		
2843	PATRACH223																43_3
2844	PATRACH3				69_3												
2845	PATRACH4				69_4												
2846	PATRACH5				69_5									70_3	113_4		
2847	PATRACH523																43_4
2848	PATRACH6				70_1												
2849	PATRACH7				70_2									70_4	113_5		
2850	PATRACH723																43_5
2851	LIFESAT				71			20						73		44	51
2852	FAMDINN				72									71			
2853	FAMLEIS				73									72			
2854	MARYEAR				74_1									74_1			
2855	MARAGE				74_2									74_2			
2856	RFSTMR				75									75			
2857	RFSTMRAG				75_1									75.1			
2858	SPFSTMR				76									76			
2859	KNWSP				77												
2860	KNWSPWHO				77_1												
2861	KNWSPWHE				77_2												
2862	OPMARINF				78												
2863	SPLISTN1				79_1												
2864	SPLISTN2				79_2												
2865	SPHOUWK1				80_1									77_1			
2866	SPHOUWK2				80_2									77_2			
2867	SPHOUWK3				80_3									77_3			
2868	SPHOUWK4													77_4			
2869	SPHOUWK5													77_5			
2870	CONJPWR1				81_1		57_1	79_1						78_1			
2871	CONJPWR2				81_2		57_2	79_2						78_2			
2872	CONJPWR3				81_3		57_3	79_3						78_3			
2873	CONJPWR4							79_4									
2874	MARSAT				82									79			
2875	FINSUPOP				83												
2876	FINSUPLP				84												
2877	HEALR				85_1									80_1			
2878	HEALSP				85_2									80_2			
2879	HEALOP1				85_3									80_3			
2880	HEALOP2				85_4									80_4			
2881	HEALLP1				85_5									80_5			
2882	HEALLP2				85_6									80_6			
2883	LIVE15YR				86									81			
2884	XYMARAGE													35_1			
2885	XXMARAGE													35_2			
2886	KIDSUFFR16													68_3			
2887	JPANIM						93_1								108_1		
2888	CNFILM						93_2								108_2		
2889	KRDRAM						93_3								108_3		
2890	CHLDNAME						94										
2891	DAYCHOOS						95								109		
2892	GRAVEFRQ														110		
2893	WISHPLAC														111		
2894	HAVECHRM														112		
2895	FRIEND1						96_1										
2896	FRIEND2						96_2										
2897	FRIEND3						96_3										
2898	FRIEND4						96_4										
2899	FRIEND5						96_5										
2900	FRIEND6						96_6										
2901	FRIEND7						96_7										
2902	FRIEND8						96_8										
2903	ACCMJTY						98_1								114_1		
2904	NOCOMPLNT						98_2								114_2		
2905	COMPFRND						99_1								115_1		
2906	PRDTOWN						99_2								115_2		
2907	OBEYSUP						100_1								116_1		
2908	LEADRALL						100_2								116_2		
2909	MORERISK						101_1								117_1		
2910	HIGHRTRN						101_2								117_2		
2911	MUSIC1						103_1										
2912	MUSIC2						103_2										
2913	MUSIC3						103_3										



No.	Variable Name	2003	2004	2005	2006	2007	2008	2009	2010	2011	2012	2013	2014	2016	2018	2021	2023
2914	MUSIC4						103_4										
2915	MUSIC5						103_5										
2916	SEXENJ						104										
2917	SEXENJW1						104.1_1										
2918	SEXENJW2						104.1_2										
2919	SEXENJW3						104.1_3										
2920	SEXENJW4						104.1_4										
2921	SEXENJW5						104.1_5										
2922	INTLAFF						105								118		
2923	INTLNEW1						106_1								119_1		
2924	INTLNEW2						106_2								119_2		
2925	INTLNEW3						106_3								119_3		
2926	INTLNEW4						106_4								119_4		
2927	INTLNEW5						106_5								119_5		
2928	INTLNEW6						106_6								119_7		
2929	SOCINEWS														119_6		
2930	TRVLCN						107.1_1								120.1		
2931	TRVLJP						107.1_2								120.1		
2932	TRVLTW						107.1_3								120.1		
2933	TRVLSEA						107.1_4								120.1		
2934	TRVLEUR						107.1_5								120.1		
2935	TRVLNAM						107.1_6								120.1		
2936	ACQTCN						107.2_1								120.2		
2937	ACQTJP						107.2_2								120.2		
2938	ACQTTW						107.2_3								120.2		
2939	ACQTSEA						107.2_4								120.2		
2940	ACQTEUR						107.2_5								120.2		
2941	ACQTNAM						107.2_6								120.2		
2942	SD1JP						108.1_1								121.1		
2943	SD1TW						108.1_2								121.1		
2944	SD1CN						108.1_3								121.1		
2945	SD1SEA						108.1_4								121.1		
2946	SD1NAM						108.1_5								121.1		
2947	SD1EUR						108.1_6								121.1		
2948	SD2JP						108.2_1								121.2		
2949	SD2TW						108.2_2								121.2		
2950	SD2CN						108.2_3								121.2		
2951	SD2SEA						108.2_4								121.2		
2952	SD2NAM						108.2_5								121.2		
2953	SD2EUR						108.2_6								121.2		
2954	SD3JP						108.3_1								121.3		
2955	SD3TW						108.3_2								121.3		
2956	SD3CN						108.3_3								121.3		
2957	SD3SEA						108.3_4								121.3		
2958	SD3NAM						108.3_5								121.3		
2959	SD3EUR						108.3_6								121.3		
2960	FORNWKER						109_1								122_1		
2961	FORNBRID						109_2		114_1						122_2		
2962	IMPLIMI0						110_1								123_1		
2963	SELFINT0						110_2								123_2		
2964	FORCUL0						110_3								123_3		
2965	INTLMOV1						111_1								124_1		
2966	INTLMOV2						111_2								124_2		
2967	INTLMOV3						111_3								124_3		
2968	ENGPROF1						112_1								126_1		
2969	ENGPROF2						112_2								126_2		
2970	ENGPROF3						112_3								126_3		
2971	EDUABROD														127		
2972	CONTACT1						113										
2973	CONTACT2						114										
2974	CONTACT3						115								125		
2975	CONTACT4						116										
2976	CNTWHO1						117_1										
2977	CNTWHO2						117_2										
2978	CNTWHO3						117_3										
2979	CNTWHO4						117_4										
2980	CNTWHO5						117_5										
2981	CNTWHO6						117_6										
2982	CNTWHO7						117_7										
2983	CNTWHO8						117_8										
2984	CNTWHO9						117_9										
2985	CNTWHO10						117_10										
2986	TABLE								42_1							101_1	
2987	STAIRS								42_2							101_2	
2988	HEALPRB1								43_1							102_1	
2989	HEALPRB2								43_2							102_2	
2990	EMOTPRB1								44_1							103_1	



No.	Variable Name	2003	2004	2005	2006	2007	2008	2009	2010	2011	2012	2013	2014	2016	2018	2021	2023
2991	EMOTPRB2								44_2							103_2	
2992	PAIN								45							104	
2993	FEELPCE								46_1							105_1	
2994	FEELACTV								46_2							105_2	
2995	FEELDPRS								46_3							105_3	
2996	HARDSOC								47								
2997	HOPELESS								48_1								
2998	HARDGOAL								48_2								
2999	CHRONIC								49	77						107	148
3000	HYPRTN10								49.1_1							107.1_1	
3001	DIABET10								49.1_2							107.1_2	
3002	HEARTP10								49.1_3							107.1_4	
3003	ASTHMA10								49.1_4							107.1_9	
3004	OTHPRB								49.1_5							107.1_13	
3005	FREQSMOK								51								
3006	DURSMOK								51.1								
3007	FREQDRNK								52							111	
3008	FREQEXER								53								
3009	HLTHEXAM								54							117	
3010	GOHOSP								56							118	
3011	WRYTRTMT								57_1							119_1	
3012	WRYMONEY								57_2							119_2	
3013	DISLKHSP								58							120	
3014	MUCHWAIT								58.1_1							120.1_1	
3015	MUCHCOST								58.1_2							120.1_2	
3016	FEWHOSP								58.1_3							120.1_3	
3017	NOTTOGO								58.1_4							120.1_4	
3018	NOCAR								58.1_5							120.1_5	
3019	HATEHOSP								58.1_6							120.1_6	
3020	NOTIME								58.1_7							120.1_7	
3021	NONEED								58.1_8							120.1_8	
3022	NOINSR								58.1_9							120.1_9	
3023	OTHRSN								58.1_10							120.1_11	
3024	ACUPNTUR								60_1								
3025	HERB								60_2							122_4	
3026	MASSAGE								60_3								
3027	CNSLTFAM								61_1								
3028	ECONFAM								61_2								
3029	OTHFAM								61_3								
3030	CNSLTOTH								62_1								
3031	ECONOTH								62_2								
3032	OTHHLP								62_3								
3033	CNSLTEXP								63_1								
3034	ECONEXP								63_2								
3035	OTHEXP								63_3								
3036	AIRPOL								65_1				106_1				
3037	WATERPOL								65_2				106_2				
3038	NOISE								65_3				106_3				
3039	GOOD2WLK								66_1				46_1			124_1	
3040	FRESHVEG								66_2				46_2			124_2	
3041	FACLITY								66_3				46_3			124_3	
3042	SAFE								66_4				46_4			124_4	
3043	CARES								66_5				46_5			124_5	
3044	WILNGHLP								66_6				46_6			124_6	
3045	VACCIN								67							125	
3046	WRRYINFLU								68								
3047	NEEDCARE								69							129	
3048	RESPCARE								69.1							129.1	
3049	WORRY1								70_1							130_1	
3050	WORRY2								70_2							130_2	
3051	WORRY3								70_3							130_3	
3052	WORRY4								70_4							130_4	
3053	WORRY5								70_5							130_5	
3054	TELLDRNK								71_1								
3055	TELLSMOK								71_2								
3056	TELLGMBL								71_3								
3057	TELLGAME								71_4								
3058	FAMDRNK								72_1								
3059	FAMSMOK								72_2								
3060	FAMGMBL								72_3								
3061	FAMGAME								72_4								
3062	CHNGWGHT								74								
3063	BDYSHAPE								75								
3064	SPOSHLTH															59	
3065	SPOSHLTH23																66
3066	HEALTH21															100	
3067	HARDSOC1															106	152



No.	Variable Name	2003	2004	2005	2006	2007	2008	2009	2010	2011	2012	2013	2014	2016	2018	2021	2023
3068	HYPERLIP															107.1_3	
3069	STROKE21															107.1_5	
3070	CANCER21															107.1_6	
3071	MENTALIL															107.1_7	
3072	MUSCULOS															107.1_8	
3073	KIDNEYDI															107.1_10	
3074	LIVERDIS															107.1_11	
3075	DIGESTIV															107.1_12	
3076	MYOPIA															108	
3077	GLASSLEN															108.1	
3078	SMOKEELE															110	
3079	WALKHRS															112	
3080	PHSYHRS															113	
3081	SITHRS															114_1	
3082	SITMIN															114_2	
3083	SLEEPHRS															115	
3084	SLEEPQOL															116	
3085	NOCOVID															120.1_10	
3086	ACUPNTR1															122_1	
3087	MOXIBUS1															122_2	
3088	CUPPING1															122_3	
3089	ACUPRES1															122_5	
3090	WRYPERSO															123	
3091	WRYFAMIL															123.1_1	
3092	WRYRELAT															123.1_2	
3093	WRYCOWOR															123.1_3	
3094	WRYNEIGH															123.1_4	
3095	WRYFRIND															123.1_5	
3096	WRYPROFE															123.1_6	
3097	WRYETC															123.1_7	
3098	WRYCOVID															126	
3099	COVIDBLAO															127_1	
3100	COVIDBLAI															127_2	
3101	HLTHPHYS															131_1	
3102	HLTHMENT															131_2	
3103	HLTHDUTY															131_3	
3104	HLTHROLE															131_4	
3105	PRSCHELP															132	
3106	MEMB1										78_1						105_1
3107	MEMB2										78_2						105_2
3108	MEMB3										78_3						105_3
3109	MEMB4										78_4						105_4
3110	MEMB5										78_5						105_5
3111	MEMB6										78_6						105_6
3112	MEMB7										78_7						105_7
3113	MEMB8										78_8						105_8
3114	MEMB9										78_9						105_9
3115	MEMBACT										79A						106
3116	MEMBRELE										79B						
3117	MEMBWAY										79C						
3118	CONTACTA										80A			131			107
3119	F2FFAMFQ																107.1
3120	CONTACTB										80B			132			108
3121	F2FNOFMF																108.1
3122	CNTPOSI										80C						109
3123	POSGEN1										81_1						111_1
3124	POSGEN2										81_2						111_2
3125	POSGEN3										81_3						111_3
3126	POSGEN4										81_4						111_4
3127	POSGEN5										81_5						111_5
3128	POSGEN6										81_6						111_6
3129	POSGEN7										81_7						111_7
3130	POSGEN8										81_8						111_8
3131	POSGEN9										81_9						111_9
3132	POSGEN10										81_10						111_10
3133	ACQFRN1										82A						112
3134	ACQFRN2										82B						
3135	JOBACQ										83						
3136	JOBACQUS										83.1						
3137	DINE										84						
3138	DINE1										84.1_1						
3139	DINE2										84.1_2						
3140	DINE3										84.1_3						
3141	DINEFRN										84.2						
3142	HLPRT1										85_1						113_1
3143	HLPRT2										85_2						113_2
3144	HLPRT3										85_3						



No.	Variable Name	2003	2004	2005	2006	2007	2008	2009	2010	2011	2012	2013	2014	2016	2018	2021	2023
3145	HLPRT4										85_4						113_5
3146	HLPRT5										85_5						113_6
3147	HLPRTHWK																113_3
3148	HLPRTCAR																113_4
3149	NGHGRT										86A						115
3150	NGHASK										86B						116
3151	DISCDIF1										87_1						
3152	DISCDIF2										87_2						
3153	DISCDIF3										87_3						
3154	LOCPAR1										88_1						
3155	LOCPAR2										88_2						
3156	LOCPAR3										88_3						
3157	LOCPAR4										88_4						
3158	PUBPAR1										89_1						
3159	PUBPAR2										89_2						
3160	PUBPAR3										89_3						
3161	PUBPAR4										89_4						
3162	NATDISA										90		107				
3163	POLASK1										91_1						
3164	POLASK2										91_2						
3165	POLASK3										91_3						
3166	POLASK4										91_4						
3167	POLASK5										91_5						
3168	POLASK6										91_6						
3169	POLASK7										91_7						
3170	POLASK8										91_8						
3171	POLPAR01										92_1						117_1
3172	POLPAR02										92_2						117_2
3173	POLPAR03										92_3						117_3
3174	POLPAR04										92_4						117_4
3175	POLPAR05										92_5						117_5
3176	POLPAR06										92_6						117_6
3177	PERTRT1										93_1						119_1
3178	PERTRT2										93_2						119_2
3179	PERTRT3										93_3						119_3
3180	PERTRT4										93_4						119_4
3181	PERTRT5										93_5						119_5
3182	PERTRT6										93_6						119_6
3183	PERTRT7										93_7						119_7
3184	PERTRT8										93_8						119_8
3185	PERTRT9										93_9						119_9
3186	PERTRT10										93_10						119_10
3187	PERTRT11										93_11						119_11
3188	PERTRT12										93_12						119_12
3189	PERTRT13										93_13						119_13
3190	PERTRT14										93_14						119_14
3191	PERTRT15										93_15						119_15
3192	PERTRT16										93_16						119_16
3193	PERTRT17																119_17
3194	HUMNAT										94			119_1	38_1	46_1	120
3195	RESIHOW										96						31
3196	INDPOWR										97						
3197	STOCK										98						
3198	SIMNONKN																110
3199	GIVELTFM																114_1_1
3200	GIVELTNF																114_1_2
3201	GIVELTWK																114_1_3
3202	GIVELTNE																114_1_4
3203	GIVELTFR																114_1_5
3204	GIVELTNO																114_1_6
3205	GIVELTNN																114_1_7
3206	GIVEECFM																114_2_1
3207	GIVEECNF																114_2_2
3208	GIVEECWK																114_2_3
3209	GIVEECNE																114_2_4
3210	GIVEECFR																114_2_5
3211	GIVEECNO																114_2_6
3212	GIVEECNN																114_2_7
3213	GIVECRFM																114_3_1
3214	GIVECRNF																114_3_2
3215	GIVECRWK																114_3_3
3216	GIVECRNE																114_3_4
3217	GIVECRFR																114_3_5
3218	GIVECRNO																114_3_6
3219	GIVECRNN																114_3_7
3220	LONE4WKS																118_1
3221	ISOL4WKS																118_2



No.	Variable Name	2003	2004	2005	2006	2007	2008	2009	2010	2011	2012	2013	2014	2016	2018	2021	2023
3222	LEFT4WKS																118_3
3223	VOLUN12M																131
3224	LOTR323																132
3225	CESD1																133_1
3226	CESD2																133_2
3227	CESD3																133_3
3228	CESD4																133_4
3229	CESD5																133_5
3230	CESD6																133_6
3231	CESD7																133_7
3232	CESD8																133_8
3233	CESD9																134_1
3234	CESD10																134_2
3235	CESD11																134_3
3236	SELFIF1																135_1
3237	SELFIF2																135_2
3238	SELFIF3																135_3
3239	SOCNET1																136_1
3240	SOCNET2																136_2
3241	SELFIF4																137_1
3242	SELFIF5																137_2
3243	SOCNET3																137_3
3244	SELFIF6																138
3245	SOCNET4																139
3246	SOCNET5																140
3247	SOCNET6																141
3248	SOCNET7																142
3249	SOCNET8																143
3250	SOCNET9																144
3251	RELATE	40_1_1	41_1_1	49_1_1	43_1_1	38_1_1	46_1_1	37_1_1	29	33_1_1	40_1_1	43_1_1	51_1_1	42_1_1	52_1_1	52_1_1	59_1_1
3252	AWAY	40_1_5	41_1_5	49_1_5	43_1_5	38_1_5	46_1_5	37_1_5	29_1_5	33_1_5	40_1_5	43_1_5	51_1_5	42_1_5	52_1_5	52_1_5	59_1_5
3253	WHYAWY	40_1_6	41_1_6	49_1_6	43_1_6	38_1_6	46_1_6	37_1_6	29_1_6	33_1_6	40_1_6	43_1_6	51_1_6	42_1_6	52_1_6	52_1_6	59_1_6
3254	RELATE2	40_2_1	41_2_1	49_2_1	43_2_1	38_2_1	46_2_1	37_2_1	29_2_1	33_2_1	40_2_1	43_2_1	51_2_1	42_2_1	52_2_1	52_2_1	59_2_1
3255	GENDER2	40_2_2	41_2_2	49_2_2	43_2_2	38_2_2	46_2_2	37_2_2	29_2_2	33_2_2	40_2_2	43_2_2	51_2_2	42_2_2	52_2_2	52_2_2	59_2_2
3256	OLD2	40_2_3	41_2_3	49_2_3	43_2_3	38_2_3	46_2_3	37_2_3	29_2_3	33_2_3	40_2_3	43_2_3	51_2_3	42_2_3	52_2_3	52_2_3	59_2_3
3257	MAR2	40_2_4	41_2_4	49_2_4	43_2_4	38_2_4	46_2_4	37_2_4	29_2_4	33_2_4	40_2_4	43_2_4	51_2_4	42_2_4	52_2_4	52_2_4	59_2_4
3258	AWAY2	40_2_5	41_2_5	49_2_5	43_2_5	38_2_5	46_2_5	37_2_5	29_2_5	33_2_5	40_2_5	43_2_5	51_2_5	42_2_5	52_2_5	52_2_5	59_2_5
3259	WHYAWY2	40_2_6	41_2_6	49_2_6	43_2_6	38_2_6	46_2_6	37_2_6	29_2_6	33_2_6	40_2_6	43_2_6	51_2_6	42_2_6	52_2_6	52_2_6	59_2_6
3260	EMPTY2	40_2_7	41_2_7	49_2_7	43_2_7	38_2_7	46_2_7	37_2_7	29_2_7	33_2_7	40_2_7	43_2_7	51_2_7	42_2_7	52_2_7	52_2_7	59_2_7
3261	WHYNOE2	40_2_8	41_2_8	49_2_8	43_2_8	38_2_8	46_2_8	37_2_8	29_2_8	33_2_8	40_2_8	43_2_8	51_2_8	42_2_8	52_2_8	52_2_8	59_2_8
3262	RELATE3	40_3_1	41_3_1	49_3_1	43_3_1	38_3_1	46_3_1	37_3_1	29_3_1	33_3_1	40_3_1	43_3_1	51_3_1	42_3_1	52_3_1	52_3_1	59_3_1
3263	GENDER3	40_3_2	41_3_2	49_3_2	43_3_2	38_3_2	46_3_2	37_3_2	29_3_2	33_3_2	40_3_2	43_3_2	51_3_2	42_3_2	52_3_2	52_3_2	59_3_2
3264	OLD3	40_3_3	41_3_3	49_3_3	43_3_3	38_3_3	46_3_3	37_3_3	29_3_3	33_3_3	40_3_3	43_3_3	51_3_3	42_3_3	52_3_3	52_3_3	59_3_3
3265	MAR3	40_3_4	41_3_4	49_3_4	43_3_4	38_3_4	46_3_4	37_3_4	29_3_4	33_3_4	40_3_4	43_3_4	51_3_4	42_3_4	52_3_4	52_3_4	59_3_4
3266	AWAY3	40_3_5	41_3_5	49_3_5	43_3_5	38_3_5	46_3_5	37_3_5	29_3_5	33_3_5	40_3_5	43_3_5	51_3_5	42_3_5	52_3_5	52_3_5	59_3_5
3267	WHYAWY3	40_3_6	41_3_6	49_3_6	43_3_6	38_3_6	46_3_6	37_3_6	29_3_6	33_3_6	40_3_6	43_3_6	51_3_6	42_3_6	52_3_6	52_3_6	59_3_6
3268	EMPTY3	40_3_7	41_3_7	49_3_7	43_3_7	38_3_7	46_3_7	37_3_7	29_3_7	33_3_7	40_3_7	43_3_7	51_3_7	42_3_7	52_3_7	52_3_7	59_3_7
3269	WHYNOE3	40_3_8	41_3_8	49_3_8	43_3_8	38_3_8	46_3_8	37_3_8	29_3_8	33_3_8	40_3_8	43_3_8	51_3_8	42_3_8	52_3_8	52_3_8	59_3_8
3270	RELATE4	40_4_1	41_4_1	49_4_1	43_4_1	38_4_1	46_4_1	37_4_1	29_4_1	33_4_1	40_4_1	43_4_1	51_4_1	42_4_1	52_4_1	52_4_1	59_4_1
3271	GENDER4	40_4_2	41_4_2	49_4_2	43_4_2	38_4_2	46_4_2	37_4_2	29_4_2	33_4_2	40_4_2	43_4_2	51_4_2	42_4_2	52_4_2	52_4_2	59_4_2
3272	OLD4	40_4_3	41_4_3	49_4_3	43_4_3	38_4_3	46_4_3	37_4_3	29_4_3	33_4_3	40_4_3	43_4_3	51_4_3	42_4_3	52_4_3	52_4_3	59_4_3
3273	MAR4	40_4_4	41_4_4	49_4_4	43_4_4	38_4_4	46_4_4	37_4_4	29_4_4	33_4_4	40_4_4	43_4_4	51_4_4	42_4_4	52_4_4	52_4_4	59_4_4
3274	AWAY4	40_4_5	41_4_5	49_4_5	43_4_5	38_4_5	46_4_5	37_4_5	29_4_5	33_4_5	40_4_5	43_4_5	51_4_5	42_4_5	52_4_5	52_4_5	59_4_5
3275	WHYAWY4	40_4_6	41_4_6	49_4_6	43_4_6	38_4_6	46_4_6	37_4_6	29_4_6	33_4_6	40_4_6	43_4_6	51_4_6	42_4_6	52_4_6	52_4_6	59_4_6
3276	EMPTY4	40_4_7	41_4_7	49_4_7	43_4_7	38_4_7	46_4_7	37_4_7	29_4_7	33_4_7	40_4_7	43_4_7	51_4_7	42_4_7	52_4_7	52_4_7	59_4_7
3277	WHYNOE4	40_4_8	41_4_8	49_4_8	43_4_8	38_4_8	46_4_8	37_4_8	29_4_8	33_4_8	40_4_8	43_4_8	51_4_8	42_4_8	52_4_8	52_4_8	59_4_8
3278	RELATE5	40_5_1	41_5_1	49_5_1	43_5_1	38_5_1	46_5_1	37_5_1	29_5_1	33_5_1	40_5_1	43_5_1	51_5_1	42_5_1	52_5_1	52_5_1	59_5_1
3279	GENDER5	40_5_2	41_5_2	49_5_2	43_5_2	38_5_2	46_5_2	37_5_2	29_5_2	33_5_2	40_5_2	43_5_2	51_5_2	42_5_2	52_5_2	52_5_2	59_5_2
3280	OLD5	40_5_3	41_5_3	49_5_3	43_5_3	38_5_3	46_5_3	37_5_3	29_5_3	33_5_3	40_5_3	43_5_3	51_5_3	42_5_3	52_5_3	52_5_3	59_5_3
3281	MAR5	40_5_4	41_5_4	49_5_4	43_5_4	38_5_4	46_5_4	37_5_4	29_5_4	33_5_4	40_5_4	43_5_4	51_5_4	42_5_4	52_5_4	52_5_4	59_5_4
3282	AWAY5	40_5_5	41_5_5	49_5_5	43_5_5	38_5_5	46_5_5	37_5_5	29_5_5	33_5_5	40_5_5	43_5_5	51_5_5	42_5_5	52_5_5	52_5_5	59_5_5
3283	WHYAWY5	40_5_6	41_5_6	49_5_6	43_5_6	38_5_6	46_5_6	37_5_6	29_5_6	33_5_6	40_5_6	43_5_6	51_5_6	42_5_6	52_5_6	52_5_6	59_5_6
3284	EMPTY5	40_5_7	41_5_7	49_5_7	43_5_7	38_5_7	46_5_7	37_5_7	29_5_7	33_5_7	40_5_7	43_5_7	51_5_7	42_5_7	52_5_7	52_5_7	59_5_7
3285	WHYNOE5	40_5_8	41_5_8	49_5_8	43_5_8	38_5_8	46_5_8	37_5_8	29_5_8	33_5_8	40_5_8	43_5_8	51_5_8	42_5_8	52_5_8	52_5_8	59_5_8
3286	RELATE6	40_6_1	41_6_1	49_6_1	43_6_1	38_6_1	46_6_1	37_6_1	29_6_1	33_6_1	40_6_1	43_6_1	51_6_1	42_6_1	52_6_1	52_6_1	59_6_1
3287	GENDER6	40_6_2	41_6_2	49_6_2	43_6_2	38_6_2	46_6_2	37_6_2	29_6_2	33_6_2	40_6_2	43_6_2	51_6_2	42_6_2	52_6_2	52_6_2	59_6_2
3288	OLD6	40_6_3	41_6_3	49_6_3	43_6_3	38_6_3	46_6_3	37_6_3	29_6_3	33_6_3	40_6_3	43_6_3	51_6_3	42_6_3	52_6_3	52_6_3	59_6_3
3289	MAR6	40_6_4	41_6_4	49_6_4	43_6_4	38_6_4	46_6_4	37_6_4	29_6_4	33_6_4	40_6_4	43_6_4	51_6_4	42_6_4	52_6_4	52_6_4	59_6_4
3290	AWAY6	40_6_5	41_6_5	49_6_5	43_6_5	38_6_5	46_6_5	37_6_5	29_6_5	33_6_5	40_6_5	43_6_5	51_6_5	42_6_5	52_6_5	52_6_5	59_6_5
3291	WHYAWY6	40_6_6	41_6_6	49_6_6	43_6_6	38_6_6	46_6_6	37_6_6	29_6_6	33_6_6	40_6_6	43_6_6	51_6_6	42_6_6	52_6_6	52_6_6	59_6_6
3292	EMPTY6	40_6_7	41_6_7	49_6_7	43_6_7	38_6_7	46_6_7	37_6_7	29_6_7	33_6_7	40_6_7	43_6_7	51_6_7	42_6_7	52_6_7	52_6_7	59_6_7
3293	WHYNOE6	40_6_8	41_6_8	49_6_8	43_6_8	38_6_8	46_6_8	37_6_8	29_6_8	33_6_8	40_6_8	43_6_8	51_6_8	42_6_8	52_6_8	52_6_8	59_6_8
3294	RELATE7	40_7_1	41_7_1	49_7_1	43_7_1	38_7_1	46_7_1	37_7_1	29_7_1	33_7_1	40_7_1	43_7_1	51_7_1	42_7_1	52_7_1	52_7_1	59_7_1
3295	GENDER7	40_7_2	41_7_2	49_7_2	43_7_2	38_7_2	46_7_2	37_7_2	29_7_2	33_7_2	40_7_2	43_7_2	51_7_2	42_7_2	52_7_2	52_7_2	59_7_2
3296	OLD7	40_7_3	41_7_3	49_7_3	43_7_3	38_7_3	46_7_3	37_7_3	29_7_3	33_7_3	40_7_3	43_7_3	51_7_3	42_7_3	52_7_3	52_7_3	59_7_3
3297	MAR7	40_7_4	41_7_4	49_7_4	43_7_4	38_7_4	46_7_4	37_7_4	29_7_4	33_7_4	40_7_4	43_7_4	51_7_4	42_7_4	52_7_4	52_7_4	59_7_4
3298	AWAY7	40_7_5	41_7_5	49_7_5	43_7_5	38_7_5	46_7_5	37_7_5	29_7_5	33_7_5	40_7_5	43_7_5	51_7_5	42_7_5	52_7_5	52_7_5	59_7_5



No.	Variable Name	2003	2004	2005	2006	2007	2008	2009	2010	2011	2012	2013	2014	2016	2018	2021	2023
3299	WHYAWY7	40_7_6	41_7_6	49_7_6	43_7_6	38_7_6	46_7_6	37_7_6	29_7_6	33_7_6	40_7_6	43_7_6	51_7_6	42_7_6	52_7_6	52_7_6	59_7_6
3300	EMPTY7	40_7_7	41_7_7	49_7_7	43_7_7	38_7_7	46_7_7	37_7_7	29_7_7	33_7_7	40_7_7	43_7_7	51_7_7	42_7_7	52_7_7	52_7_7	59_7_7
3301	WHYNOE7	40_7_8	41_7_8	49_7_8	43_7_8	38_7_8	46_7_8	37_7_8	29_7_8	33_7_8	40_7_8	43_7_8	51_7_8	42_7_8	52_7_8	52_7_8	59_7_8
3302	RELATE8	40_8_1	41_8_1	49_8_1	43_8_1	38_8_1	46_8_1	37_8_1	29_8_1	33_8_1	40_8_1	43_8_1	51_8_1	42_8_1	52_8_1	52_8_1	59_8_1
3303	GENDER8	40_8_2	41_8_2	49_8_2	43_8_2	38_8_2	46_8_2	37_8_2	29_8_2	33_8_2	40_8_2	43_8_2	51_8_2	42_8_2	52_8_2	52_8_2	59_8_2
3304	OLD8	40_8_3	41_8_3	49_8_3	43_8_3	38_8_3	46_8_3	37_8_3	29_8_3	33_8_3	40_8_3	43_8_3	51_8_3	42_8_3	52_8_3	52_8_3	59_8_3
3305	MAR8	40_8_4	41_8_4	49_8_4	43_8_4	38_8_4	46_8_4	37_8_4	29_8_4	33_8_4	40_8_4	43_8_4	51_8_4	42_8_4	52_8_4	52_8_4	59_8_4
3306	AWAY8	40_8_5	41_8_5	49_8_5	43_8_5	38_8_5	46_8_5	37_8_5	29_8_5	33_8_5	40_8_5	43_8_5	51_8_5	42_8_5	52_8_5	52_8_5	59_8_5
3307	WHYAWY8	40_8_6	41_8_6	49_8_6	43_8_6	38_8_6	46_8_6	37_8_6	29_8_6	33_8_6	40_8_6	43_8_6	51_8_6	42_8_6	52_8_6	52_8_6	59_8_6
3308	EMPTY8	40_8_7	41_8_7	49_8_7	43_8_7	38_8_7	46_8_7	37_8_7	29_8_7	33_8_7	40_8_7	43_8_7	51_8_7	42_8_7	52_8_7	52_8_7	59_8_7
3309	WHYNOE8	40_8_8	41_8_8	49_8_8	43_8_8	38_8_8	46_8_8	37_8_8	29_8_8	33_8_8	40_8_8	43_8_8	51_8_8	42_8_8	52_8_8	52_8_8	59_8_8
3310	RELATE9	40_9_1	41_9_1	49_9_1	43_9_1	38_9_1	46_9_1	37_9_1	29_9_1	33_9_1	40_9_1	43_9_1	51_9_1	42_9_1	52_9_1	52_9_1	59_9_1
3311	GENDER9	40_9_2	41_9_2	49_9_2	43_9_2	38_9_2	46_9_2	37_9_2	29_9_2	33_9_2	40_9_2	43_9_2	51_9_2	42_9_2	52_9_2	52_9_2	59_9_2
3312	OLD9	40_9_3	41_9_3	49_9_3	43_9_3	38_9_3	46_9_3	37_9_3	29_9_3	33_9_3	40_9_3	43_9_3	51_9_3	42_9_3	52_9_3	52_9_3	59_9_3
3313	MAR9	40_9_4	41_9_4	49_9_4	43_9_4	38_9_4	46_9_4	37_9_4	29_9_4	33_9_4	40_9_4	43_9_4	51_9_4	42_9_4	52_9_4	52_9_4	59_9_4
3314	AWAY9	40_9_5	41_9_5	49_9_5	43_9_5	38_9_5	46_9_5	37_9_5	29_9_5	33_9_5	40_9_5	43_9_5	51_9_5	42_9_5	52_9_5	52_9_5	59_9_5
3315	WHYAWY9	40_9_6	41_9_6	49_9_6	43_9_6	38_9_6	46_9_6	37_9_6	29_9_6	33_9_6	40_9_6	43_9_6	51_9_6	42_9_6	52_9_6	52_9_6	59_9_6
3316	EMPTY9	40_9_7	41_9_7	49_9_7	43_9_7	38_9_7	46_9_7	37_9_7	29_9_7	33_9_7	40_9_7	43_9_7	51_9_7	42_9_7	52_9_7	52_9_7	59_9_7
3317	WHYNOE9	40_9_8	41_9_8	49_9_8	43_9_8	38_9_8	46_9_8	37_9_8	29_9_8	33_9_8	40_9_8	43_9_8	51_9_8	42_9_8	52_9_8	52_9_8	59_9_8
3318	RELATE10	40_10_1	41_10_1	49_10_1	43_10_1	38_10_1	46_10_1	37_10_1	29_10_1	33_10_1	40_10_1	43_10_1	51_10_1	42_10_1	52_10_1	52_10_1	59_10_1
3319	GENDER10	40_10_2	41_10_2	49_10_2	43_10_2	38_10_2	46_10_2	37_10_2	29_10_2	33_10_2	40_10_2	43_10_2	51_10_2	42_10_2	52_10_2	52_10_2	59_10_2
3320	OLD10	40_10_3	41_10_3	49_10_3	43_10_3	38_10_3	46_10_3	37_10_3	29_10_3	33_10_3	40_10_3	43_10_3	51_10_3	42_10_3	52_10_3	52_10_3	59_10_3
3321	MAR10	40_10_4	41_10_4	49_10_4	43_10_4	38_10_4	46_10_4	37_10_4	29_10_4	33_10_4	40_10_4	43_10_4	51_10_4	42_10_4	52_10_4	52_10_4	59_10_4
3322	AWAY10	40_10_5	41_10_5	49_10_5	43_10_5	38_10_5	46_10_5	37_10_5	29_10_5	33_10_5	40_10_5	43_10_5	51_10_5	42_10_5	52_10_5	52_10_5	59_10_5
3323	WHYAWY10	40_10_6	41_10_6	49_10_6	43_10_6	38_10_6	46_10_6	37_10_6	29_10_6	33_10_6	40_10_6	43_10_6	51_10_6	42_10_6	52_10_6	52_10_6	59_10_6
3324	EMPTY10	40_10_7	41_10_7	49_10_7	43_10_7	38_10_7	46_10_7	37_10_7	29_10_7	33_10_7	40_10_7	43_10_7	51_10_7	42_10_7	52_10_7	52_10_7	59_10_7
3325	WHYNOE10	40_10_8	41_10_8	49_10_8	43_10_8	38_10_8	46_10_8	37_10_8	29_10_8	33_10_8	40_10_8	43_10_8	51_10_8	42_10_8	52_10_8	52_10_8	59_10_8
3326	HHWHO	40_9	41_9	49_9	44	39	47	38	30	34	41	44	52	43	53	53	60
3327	HDHEAD	40_9	41_9	49_9	44	39	47	38	30	34	41	44	52	43	53	53	60
3328	HHSEX	40_9	41_9	49_9	44	39	47	38	30	34	41	44	52	43	53	53	60
3329	HHAGE	40_9	41_9	49_9	44	39	47	38	30	34	41	44	52	43	53	53	60
3330	HHMARI	40_9	41_9	49_9	44	39	47	38	30	34	41	44	52	43	53	53	60
3331	HHAWAY	40_9	41_9	49_9	44	39	47	38	30	34	41	44	52	43	53	53	60
3332	HHWHYAWY	40_9	41_9	49_9	44	39	47	38	30	34	41	44	52	43	53	53	60
3333	HHEMPLY	40_9	41_9	49_9	44	39	47	38	30	34	41	44	52	43	53	53	60
3334	HHWHYNOE	40_9	41_9	49_9	44	39	47	38	30	34	41	44	52	43	53	53	60
3335	HHDNO	Cre. Var.	Cre. Var.	Cre. Var.	Cre. Var.	Cre. Var.	Cre. Var.	Cre. Var.	Cre. Var.	Cre. Var.	Cre. Var.	Cre. Var.	Cre. Var.				
3336	HOMPOP	38	39	46	40	35	43	34	26	30	37	40	48	39	49	56	63
3337	SEPAPOP	39	40	47	41	36	44	35	27	31	38	41	49	40	50	57	64
3338	UNRELAT	40_10	41_10	48	42	37	45	36	28	32	39	42	50	41	51	58	65
3339	COHAP		41_10_1	48_1													
3340	REGION	Cre. Var.	Cre. Var.	Cre. Var.	Cre. Var.	Cre. Var.	Cre. Var.	Cre. Var.	Cre. Var.	Cre. Var.	Cre. Var.	Cre. Var.	Cre. Var.	Cre. Var.	Cre. Var.	Cre. Var.	Cre. Var.
3341	URBAN	Cre. Var.	Cre. Var.	Cre. Var.	Cre. Var.	Cre. Var.	Cre. Var.	Cre. Var.	Cre. Var.	Cre. Var.	Cre. Var.	Cre. Var.	Cre. Var.	Cre. Var.	Cre. Var.	Cre. Var.	Cre. Var.
3342	SAMPLEAB	Cre. Var.	Cre. Var.	Cre. Var.	Cre. Var.	Cre. Var.	Cre. Var.	Cre. Var.	Cre. Var.	Cre. Var.	Cre. Var.	Cre. Var.	Cre. Var.	Cre. Var.	Cre. Var.	Cre. Var.	Cre. Var.
3343	INTDATD	Cre. Var.	Cre. Var.	Cre. Var.	Cre. Var.	Cre. Var.	Cre. Var.	Cre. Var.	Cre. Var.	Cre. Var.	Cre. Var.	Cre. Var.	Cre. Var.	Cre. Var.	Cre. Var.	Cre. Var.	Cre. Var.
3344	INTDATM	Cre. Var.	Cre. Var.	Cre. Var.	Cre. Var.	Cre. Var.	Cre. Var.	Cre. Var.	Cre. Var.	Cre. Var.	Cre. Var.	Cre. Var.	Cre. Var.	Cre. Var.	Cre. Var.	Cre. Var.	Cre. Var.



# Appendix 5. The Subject Index

<div><div>Ability</div><div>NOCAPPRO, UNEASABL, SELFIF2, SELFIF5</div></div> <div><div>Abortion</div><div>ABCHOOSE, ABORT1, ABORT2, MARABORT</div></div> <div><div>Accident</div><div>TRAU02, EXPHAND, EXPARM, EXPSHLD, EXPNECK, EXPWST, EXPKNEE, CAPA15, VULNERAB15, HAZA15, EXPOS15, CAPA25, VULNERAB25, HAZA25, EXPOS25</div></div> <div><div>Achievement</div><div>PROUDECO, PROUDSCI, PROUDSPT, PROUDART, HAVEPLAN, SELFIF3</div></div> <div><div>Adaptation</div><div>AGEIMGE4</div></div> <div><div>Addiction</div><div>DIGALCHL, TRAU10</div></div> <div><div>Administering State Affairs</div><div>CURGOV</div></div> <div><div>Adult Disease</div><div>CAPA8, VULNERAB8, HAZA8, EXPOS8</div></div> <div><div>Age</div><div>MARFUAGE, NUMOFCHD, HHAGE</div></div> <div><div>Aging</div><div>CAPA12, VULNERAB12, HAZA12, EXPOS12</div></div> <div><div>Agreement</div><div>GENCONF1</div></div> <div><div>Air Pollution</div><div>AIRPOL, CARSGEN, INDUSGEN, AIRNEIGH</div></div> <div><div>Alumni Association</div><div>MEMB6, GRPALUM, VAFRTNTY</div></div> <div><div>Alumnus</div><div>NG1RELA2, NG2RELA2, NG3RELA2, NG4RELA2, NG5RELA2, OTHFRD</div></div> <div><div>American</div><div>CITZNAM, VISITAM, COLLGAM, NEIGHAM, FRNDAM, SONLWAM, SPOUZAM, SD3NAM</div></div> <div><div>Amulet</div><div>HAVECHRM</div></div> <div><div>Animation</div><div>JPANIM, CULACT02, MOVIEUSA, MOVIEJPN, MOVIECHN, MOVIEEUR, ASSGRP09</div></div> <div><div>Anxiety</div><div>WORRY</div></div> <div><div>Anxious</div><div>DPRESSN, EMOTPRB1, EMOTPRB2, ELDCOG09, CAPA9, VULNERAB9, HAZA9, EXPOS9, CAPA18, VULNERAB18, HAZA18, EXPOS18, CAPA19, VULNERAB19, HAZA19, EXPOS19, SNSATT4, WORRY316, UNEASABL</div></div> <div><div>Art</div><div>PROUDART, NEGAFF4, ARTCNCP1, ARTCNCP2, ARTCNCP3, ARTCNCP4, ARTFUNC1, ARTFUNC2, ARTFUNC3, ARTFUNC4, ARTFUNC5, PUBPAR2, ARTRNYR1, ARTRNYR2, ARTRNYR3, ARTRNYR4, ARTOBS01, ARTOBS02, ARTOBS03, ARTOBS04, ARTOBS05,</div></div>	<div><div>ARTOBS06, ARTOBS07, ARTOBS08, ARTOBS09, ARTOBS10, ARTOBS11, ARTOBS12, ARTOBS77, ARTRNDU1, ARTRNDU2, ARTRNDU3, ARTRNDU4, ARTRN, ASSGRP04, CULREFER, CULACT04, ARCUPOL1, ARCUPOL2, ARCUPOL3, ARCUPOL4, ARCUPOL5, GOVSPD8, PROUDART16</div></div> <div><div>Artificial Intelligence</div><div>AIHUMAN</div></div> <div><div>Attending Rally</div><div>JOINDEM, CANVIGIL, KFLAGDEM</div></div> <div><div>Auspicious or Ominous</div><div>DAYCHOS</div></div> <div><div>Authoritative</div><div>AGEIMGE5</div></div> <div><div>Authority</div><div>CULTBIAS6, PATRACH1, AUTHORT5</div></div> <div><div>Aversion</div><div>HATOPSEX</div></div> <div><div>Ballet</div><div>CULACT09, ASSGRP03, ARTRNYR2, ARTRNDU2</div></div> <div><div>Barrier</div><div>CHRONIC, LTACLMT3, NEEDCARE, CARETM, SPCARETM, ARTOBS01, ARTOBS02, ARTOBS03, ARTOBS04, ARTOBS05, ARTOBS06, ARTOBS07, ARTOBS08, ARTOBS09, ARTOBS010, ARTOBS11, ARTOBS12, ARTOBS77, DISABIL1, DISABIL2, DISABIL3, DISABIL4, DISABIL5, DISABIL6, DISABIL7</div></div> <div><div>Be Interested in Politics</div><div>POLINT04</div></div> <div><div>Belief</div><div>RELAFFCT, GODBELI, RELITEN, CONFUCIN, GODCONC, RELNW1, RELNW2, RELNW3, RELNW7</div></div> <div><div>Belong to</div><div>VANEIBR, VASOCSV, VARELIG, VAFRTNTY, VALEISR, VAPRFSSN, VAOTH</div></div> <div><div>Bias</div><div>MEDIABIA</div></div> <div><div>Blog</div><div>ITUSE06, INTBLOG, INTBLOG16</div></div> <div><div>Blood Type</div><div>BLOODTYP</div></div> <div><div>Blue House</div><div>CONBLUHO</div></div> <div><div>Body Shape</div><div>WTIDEAFF, WTIDEAMM, BDYSHAPE</div></div> <div><div>Bonus</div><div>ORGFULF4, ORGDUTY4, RINCOME, SPINCOME</div></div> <div><div>Brain lesions</div><div>DISABIL3</div></div> <div><div>Bulletin Board</div><div>CLUBTM, CLUBMW, CLUBCLIEN, CLUBDCIN,</div></div>	<div><div>CLUBILBE, CLUBOTHER, INTCLUB, INTCLUB16</div></div> <div><div>Burden</div><div>DANGER, PHYBURDN, IMMTXINC, KIDFINA, GENCONF5</div></div> <div><div>Canadian</div><div>SD3NAM</div></div> <div><div>Candidacy</div><div>RUNELECT</div></div> <div><div>Candidate Support</div><div>VOTE2012PA, VOTE2016PA, CNSCSOTH, SAYPOLPR, PRTYMBLZ, ASKCADID, VOTE201, VOTE221</div></div> <div><div>Capitalism</div><div>IMACAP1, IMACAP2</div></div> <div><div>Care</div><div>HLPRTCAR, GIVECRFM, GIVECRNF, GIVECRWK, GIVECRNE, GIVECRFR, GIVECRNO, GIVECRNN</div></div> <div><div>Cellphone</div><div>CELLHR, CELLMN, ITUSE02, CELLUSE</div></div> <div><div>CEO</div><div>CEOIMAGE, CEOLEAD</div></div> <div><div>Change</div><div>AGEIMGE4</div></div> <div><div>Character</div><div>CHARABRN</div></div> <div><div>Child</div><div>CHDOROLD</div></div> <div><div>Children</div><div>KIDS, KIDSSOL, MAWRKWRM, KIDSUFFR, HOMEKID, MRMOM, WRKNOKD, WRKBABY, WRKSCH, WRKGRWN, KIDJOY, KIDNOFRE, KIDEMPTY, DIVIFKD1, DIVNOKD1, MARKIDS, MARLEGIT, CHLDCARE, ACWHO, BCHOOSE, PAYCHLD, APPCCSXB, KIDNUM, KIDMOST, KIDVISIT, KIDCALL, KIDPARS, THRGEN, IDLCHDN, SONNO, DAUNO, AC1BOR, AC1OLD, AC1MAR, AC1EMP, AC1FAR, AC1SEE, AC1CAL, AC2BOR, AC2OLD, AC2MAR, AC2EMP, AC2FAR, AC2SEE, AC2CAL, AC3BOR, AC3OLD, AC3MAR, AC3EMP, AC3FAR, AC3SEE, AC3CAL, AC4BOR, AC4OLD, AC4MAR, AC4EMP, AC4FAR, AC4SEE, AC4CAL, AC5BOR, AC5OLD, AC5MAR, AC5EMP, AC5FAR, AC5SEE, AC5CAL, AC6BOR, AC6OLD, AC6MAR, AC6EMP, AC6FAR, AC6SEE, AC6CAL, AC7BOR, AC7OLD, AC7MAR, AC7EMP, AC7FAR, AC7SEE, AC7CAL, AC8BOR, AC8OLD, AC8MAR, AC8EMP, AC8FAR, AC8SEE, AC8CAL, AC9BOR, AC9OLD, AC9MAR, AC9EMP, AC9FAR, AC9SEE, AC9CAL, AC10BOR, AC10OLD, AC10MAR, AC10EMP, AC10FAR, AC10SEE, AC10CAL, SEPACFF, SEPACPP, SEPACEE, SACEPFF, SACEPPP, SACEPEE, JOPACPP, JLPACPP, FAMVAL6, ARTOBS05, CHLDNAME, EDUCHIGH, STRSSFAM, KIDSOL06, KIDNUM10, SONLWNK, SONLWKN, SONLWCN, SONLWJPN, SONLWEA, SONLWAM, SONLWEU, TRTNEED3, FEMWK1, SINGLPAR, SAMPAR1, SAMPAR2, KIDFINA, KIDCARR, KIDPOSI, FAMWOR1, CHDWHO, CHDPAY, CHORTM,</div></div>



SPCHORTM, CARETM, SPCARETM, RWKCHL1, SPWKCHL1, CONJCHL, INTCHL1, INTCHL2, INTCHL3, INTCHL4, INTCHL5, INTCHL6, INTCHL7, INTCHL8, INTCHL9, INTRESTM, INTRESMN, INTCHLTM, INTCHLMN, NATCHLD, CONJPWR1, EDUCHIGH, RAISE, STRSSFAM, OTHFAM, OTHHLP, OTHEXP, WORRY4, WORRY5, KIDHELP, COMGEN, ACWHOCOR, IDLCHDN14, KIDSUFFR16, WOMENCHD, WOMENROL, MARABORT, HLPECONO, CHDOBEYP, CHDFUTUR, CHDFUAGE, NUMOFCHD, PATRACH5

**Chinese**  
SD3CN

**Choice**  
LIFEWILL, AIHUMAN

**Citizen**  
OPPSEGOV, INT1\_KR, DONN2, DONN4, POLEFF2, GRPPART4, GRPCIVIL, CONCSO, HRCIVL4, GROCVIL, MEMB4, FEELCTZ, CITIZREP

**Citizen Rights**  
CITIZOUT

**Citizens**  
AUTHORT7, POLLATT5, POLLATT6, FAVOR1, FAVOR2, PEOPLDEC, ELITEDIF, POLDECID

**Citizenship**  
KRCIT, KIDSHERE, KIDSAWAY, IMMRGHTS, NATIONAL, DOUBLNAT, FPOLICY1, ACCPUB1, PARCITZ, CITZKR, FBIRTHPL, MBIRTHPL

**City**  
MVCONTRY

**City/Town of Residence**  
REGION2, CLSECITY

**Civil Servants**  
POLPAR06, OFFEQUIT, OFFNEPOT, OFFCORRU, OFFBRIBE, CNTCTGOV, PERTRT12, PERTRT13, CNTWHO1

**Classical Music**  
CULACT06, ASSGRP02, ARCUPOL5

**Cleaning the House**  
HOUWK3, SPHOUWK3, OLDWHO, CLEANING

**Climate Change**  
TEMPGEN, ATMOSHOL, COALCAUZ, CLIMATEC, CLIMATEW, CLIMATEK

**Club**  
WHOMBLZ6, OTHFRD, LOCELEC6

**Cohabitation**  
LOVCOHAB, HHAWAY, HHWHYAWY

**Colleagues**  
REWRKWRK, SATWORK5, DISCPOL, CHNGEOTH, RDUTY5, RFULF5, UNJSRC6, SEXENJ, SD1JP, SD1TW, SD1CN, SD1SEA, SD1NAM, SD1EUR, EQUITY7, EQUITY8, EQUITY9, CNSLTOTH, ECONOTH, OTHHLP, COLLGNK, COLLGKCN, COLLGCN, COLLGJPN, COLLGEA, COLLGAM, COLLGEU, NG1RELA3, NG2RELA3, NG3RELA3, NG4RELA3, NG5RELA3, POLASK2, PERTRT4, WHOMBLZ2, COWRKFRD, LOCELEC2, WRYCOWOR, GIVELTWK, GIVEECWK, GIVECRWK, SOCNET7

**Community Service**  
MEMB3, PUBSER, GRPPART4, VASOCSV

**Concern**  
AFFCTLAW, POLEFF18, POLINT04, POLINT06, NEGAFF4, ARTOBS03, SPIRIT1, CARES, KRMD4, DISCDIF1, DISCDIF2, DISCDIF3, POLPAR03, POLPAR05

**Conflict**  
RELFUN1, SELFINT0, CONWLTH, CONCLASS, CONUNION, CONSOC, CONAGE, MORECFLT, KROWNWAY, LABORRE, RGIONLSM, IMMCNFLT, UPPERCL1

**Conscientious Objection To Military Service**  
CONSCOBJ

**Conservative**  
AGEIMGE5

**Contact**  
SIBMOST, KIDMOST, UAFCONT, UAMCONT, COUSINS, PARSLAW, SIBINLAW, NIECENEP, CONTACT, CNTCTGOV, USEMEDIA, RPAALI, RMAALI, SPMALI, SPPALI, RPAOLD, RMAOLD, SPPOLD, SPMOLD, RPAMAR, RMAMAR, SPPMAR, SPMMAR, RPAEMP, RMAEMP, SPPEMP, SPMEPP, RPACOH, RMACOH, SPPCOH, SPMCOH, RPAFAR, RMAFAR, SPPFAR, SPMFAR, RPASEE, RMASEE, SPPSEE, SPMSEE, RPACAL, RMACAL, SPPCAL, SPMCAL, ACWHO, NUMCNCT, ELDCTRL, CONTACTA, CONTACTB, CNTPOSI, TRAU22, NUMCNTCT, CONTACT0, F2FFAMFQ

**Contempt**  
FOOL1, TRAU17

**Contingent Workers**  
CNSRVTV5, CHSTDJOB

**Contribution**  
OLDCONT1, OLDCONT2, OLDCONT3

**Conversation**  
TALKEDTO, NUMCNCT, ENGPROF2, ELDEXP2, POSGEN1, POSGEN2, POSGEN3, POSGEN4, POSGEN5, POSGEN6, POSGEN7, POSGEN8, POSGEN9, POSGEN10, DINE2, OTHREL1

**Corporal Punishment**  
CNSRVTV8

**Corruption**  
CORRUPTN, POLCORRU, OFFCORRU, CRRPTSUCD, CORRUPT

**Cost**  
NATENVIR, NATHEAL, NATCITY, NATCRIME, NATEDUC, NATARMS, NATFARE, NATMASS, NATPARK, NATCHLD, ARTOBS02, WRYMONEY, MUCHCOST, GRNPRICE, TRTWHY1, CHDPAY, OLDPAY

**Country**  
HAVCNTRY, NOIMMIGR

**Couple**  
MARABORT, SEXROLE1, SEXROLE123

**Court**  
TRTJURI, HRPUB11

**COVID-19**  
COVIDGOV, COVIDMAS, COVIDMET, COVIDFRE, COVIDRES, MASKWHT1, MASKWHT2, MASKWHT3, MASKWHT4, MASKWHT5, MASKWHT6, MASKWHT7, MASKWHT8, MASKWHT9, VACCINE, NOCOVID, WRYCOVID, COVIDBLAO, COVIDBLAI, COVIDINF

**Creed**  
RELTEACH, SEXROLE1, PATRACH5

**Crime**  
NATCRIME, GOVPER4, PROPCRM, VIOLCRM, FEARCRM, LOCPAR3, TERROR, CAPA14, VULNERAB14, HAZA14, EXPOS14, FEAR

④

**Day labor**  
WGSTAT, SPWGSTAT

**Death with Dignity**  
MERCYDTH

**Debt**  
VALMOVBL, VALPRPTY, CAPA19, VULNERAB19, HAZA19, EXPOS19

**Decision**  
RFLEXHRS, PAYRESP, PAYEDTRN, PAYSUP, PAYFAM, PAYCHLD, PAYDOJOB, PAYHARD, AUTO2, CITVIEWS, POLOPTS, REFRNDMS, FULPAR, DCDMID1, DCDMID2, DCDMID3, DCDMID4, DCDMID5, DCDMID6, DCDMID7, DCDMID8, DCDMID9, DCDAFT1, DCDAFT2, DCDAFT3, DCDAFT4, CONJPWR1, CONJPWR2, CONJPWR3, CONJPWR4, ASKTAKE, ASKGIVE, RELLEAD2, LEADRALL, CONJPWR4, WORRY2, KRDCRAFT1, KRDCRAFT2, KRDCRAFT3, KRDCRAFT4, DCDAFT1, DCDAFT2, DCDAFT3, DCDAFT4, KRPJ1, KRPJ2, KRPJ3, KRPJ4, KRPJ5, KRPJ6, ELDCOG09, CJWKEND, CONJCHL, INDPOWR, DECSORGS, WRIGHTC1, WRIGHTC2

**Democracy**  
PROUDEM, CAPA24, VULNERAB24, HAZA24, EXPOS24, DEMTODAY, PROUDEM16, DEMODICT, DEMOATT1, DEMOATT2, DEMOATT3, DEMOATT4

**Democratic Country**  
DEMRIGHT

**Denomination 교파**  
RELDEN, RELDENFA, RELDENMA, RELDENSP, RELDENUP

**Department Social Gatherings**  
SUCEMP5

**Deposit**  
VALPRPTY, VALMOVBL

**Depression**  
FEELDPRS, DOWN1, DOWN2, TALKEDTO, DPRESSN, EMOTPRB1, EMOTPRB2, HLTPBM3

**Descendant**  
VIRTUECHD, SOULDESC

**Diabetes**  
DIABET10, DIABETES, DIGDIABT

**Diet**  
SPIRITUL

**Difficult Question**  
KGSSDIFF

**Digital**  
DIGDAILY, DIGINTER, DIGONLIN, DIGINFOR

**Discipline**  
CONJPWR1, RAISE, CULTBIAS5

**Discrimination**  
DISCRM1, DISCRM2, DISCRM3, DISCRM4,



DISCRM5, DISCRM6, DISCRM7, DISCRM8,  
DCDMID9, ELDDISC, FPOLICY4, FEJOBFAFF,  
PROHDISC, DISCRNUM

**Discussion**

NG1, NG2, NG3, NG4, NG5, NG1SEX,  
NG2SEX, NG3SEX, NG4SEX, NG5SEX,  
NG1EDUC, NG2EDUC, NG3EDUC,  
NG4EDUC, NG5EDUC, NG1AGE, NG2AGE,  
NG3AGE, NG4AGE, NG5AGE, NG1KNWYR,  
NG1KNWMO, NG2KNWYR, NG2KNWMO,  
NG3KNWYR, NG3KNWMO, NG4KNWYR,  
NG4KNWMO, NG5KNWYR, NG5KNWMO,  
NG1RELA1, NG1RELA2, NG1RELA3,  
NG1RELA4, NG1RELA5, NG1RELA6,  
NG1RELA7, NG1RELA8, NG1RELA9,  
NG2RELA1, NG2RELA2, NG2RELA3,  
NG2RELA4, NG2RELA5, NG2RELA6,  
NG2RELA7, NG2RELA8, NG2RELA9,  
NG3RELA1, NG3RELA2, NG3RELA3,  
NG3RELA4, NG3RELA5, NG3RELA6,  
NG3RELA7, NG3RELA8, NG3RELA9,  
NG4RELA1, NG4RELA2, NG4RELA3,  
NG4RELA4, NG4RELA5, NG4RELA6,  
NG4RELA7, NG4RELA8, NG4RELA9,  
NG5RELA1, NG5RELA2, NG5RELA3,  
NG5RELA4, NG5RELA5, NG5RELA6,  
NG5RELA7, NG5RELA8, NG5RELA9,  
NG1CONT, NG2CONT, NG3CONT,  
NG4CONT, NG5CONT, NGMUTU01,  
NGMUTU02, NGMUTU03, NGMUTU04,  
NGMUTU05, NGMUTU06, NGMUTU07,  
NGMUTU08, NGMUTU09, NGMUTU10,  
DISCDF1, DISCDF2, DISCDF3, NUMCNCT,  
LOCPAR1, LOCPAR2, LOCPAR3, LOCPAR4,  
INTERPOL, SOCNET8

**Disease**

WRYMONEY, NEEDCARE, DIGRHEUM,  
DIGDIABT, DIGLUPUS, DIGGOUT, DIGALCHL,  
TRTPOS1, TRTPOS2, CHRONIC, CARETM,  
SPCARETM, TRAU03, TRAU04

**Disregard**

ELDCOG10, TRAU18, FOOL2

**Distribution**

EQUITY4, CULTBIAS11, CULTBIAS12,  
ECONDISW

**Divorce**

TRAU05, DIVBEST, AC1MAR, AC2MAR,  
AC3MAR, AC4MAR, AC5MAR, AC6MAR,  
AC7MAR, AC8MAR, AC9MAR, AC10MAR,  
RPAMAR, RMAMAR, SPPMAR, SPMMAR,  
FAMVAL6, FAMVAL7, CAPA10, VULNERAB10,  
HAZA10, EXPOS10, MARITAL, MAR2, MAR3,  
MAR4, MAR5, MAR6, MAR7, MAR8, MAR9,  
MAR10s

**Doctor**

OCCST933, PAYDOC, PAYDOC2, GIVDOC,  
PAYDOC2, GIVDOC2, DIGRHEUM, DIGDIABT,  
DIGLUPUS, DIGGOUT, DIGALCHL, KRMD1,  
KRMD2, KRMD3, KRMD4, KRMD5, VISITMD,  
VISITALT, TRTPOS2, PERTRT6, MERCYDTH

**Donation**

DONN6, POLFUNDS, GRNMONEY

**Drastic Weather Change**

CAPA2, VULNERAB2, HAZA2, EXPOS2

**Drinking**

LTAC15, LTAC15PL, FREQDRNK, FREQDR10,  
TELLDRNK, FAMDRNK, DINE

**Drop Out of School**

DROPYR, SPDROPYR, PADROPYR,  
MADROPYR

**Drought**

CAPA3, VULNERAB3, HAZA3, EXPOS3

©

**Earthquake and Tsunami**

CAPA4, VULNERAB4, HAZA4, EXPOS4

**East Asia**

CLSEASIA, REGION4, SEXENJW1

**East-Asian**

VISITEA, CITZNEA, COLLGEA, NEIGHEA,  
FRNDEA, SONLWEA, SPOUZEa, SD1SEA,  
SD2SEA, SD3SEA

**Economic Condition**

FINPROS, FINALTER, SATFIN, RANK,  
RANK10

**Economic Growth**

OLDCONT3, GROWENVI, CONSRREDU,  
OLDCONT2

**Educational Attainment**

EDUCATN, DCDMID7, SUCDEDUC,  
DISCRM2, KRDU4, DISJUS4

**Educational System**

TRTEDUC, CONFEDUC, NATEDUC,  
EDUPOLCY

**Effort**

REWDEFFT, LUCKEFTO

**Elderly Parents**

KIDHELP, COMGEN, KIDPARS, THRGEN

**Election**

ELECVOTE, VOTELEC, ELECFAIR,  
VOTE02, VOTE041, VOTE06, VOTE07,  
VOTE071, VOTE10, VOTE101, VOTE13,  
FPOLICY3, RELLEAD1, POLASK7,  
POLPAR05, ELECFAI14, VOTE16, VOTE2007,  
VOTE2012, VOTE2012PA, VOTE2016PA,  
POLSNS, WHOMBLZ7, VOTE14, VOTE141,  
RUNELECT,  
POLLATT5, GENCONF4, LOCELEC7,  
VOTEDUTY, ELECNOAT

**Election Poll**

POLLRELI, EPOLLENJY, EPOLLINTE,  
EPOLLIMPO, EPOLLSOCI, EPOLLUSEF,  
EPOLLTIME, EPOLLREQU, EPOLLPRIV,  
EPOLLTIRD, POLLWRRY, POLLNEUT,  
ESURVEYN, ESURASK, ESURFRQ,  
ESURAGIN

**Elite**

ELITEDIF

**Emotion**

SLFCTRL1, DCDMID4, SPOP4, EVENTMPD,  
FEELPCE, FEELACTV, FEELDPRS,  
SCIFAITH, OTHERS1, OTHERS2, KRPJ2,  
HLPRT1, ENJOY, CALM, WORRY, SAD,  
EMOTIONL, ANGER1W, BURDNEVR,  
LONE4WKS, ISOL4WKS, LEFT4WKS, CESD1,  
CESD2, CESD3, CESD4, CESD5, CESD6,  
CESD7, CESD8, CESD9, CESD10, CESD11

**Emotional Support**

JACOPEE, JOPACEE, SEPACEE, SACEPEE,  
JACLPEE, JLPACEE, GIVELTFM, GIVELTNF,  
GIVELTWK, GIVELTNE, GIVELTFR,  
GIVELTNO, GIVELTNN, GIVEECFM,  
SOCNET5, SOCNET6

**Employee**

WG\_SF1, WG\_SF2

**Employment**

FEMPLYMT, EMLINC, WGSECT,  
SPWGSECT, EMPED, SPEMPED, SFNOHI,  
SPSFNOHI, RSECJOB, FULLPART,  
FEJOBFAFF, UNNOHI, SPUNNOHI, SFSTAT,

SPSFSTAT, ORGDUTY1, ORGFULF1,  
ELDPROB1, SATWORK4, MYVALUE4, UNION1,  
HHEMPLY, HHWHYNOE

**Energy**

ENERGY, REDCEHME, CAPA27,  
VULNERAB27, HAZA27, EXPOS27,  
FUTENEY

**Enjoyment**

FRDENJOY, LTAC04PL, LTAC07PL,  
LTAC10PL, LTAC01PL, LTAC14PL, LTAC15PL,  
LTAC16PL, LTAC17PL, LTAC18PL, KIDJOY,  
JOBSAT2, ENJOY, VALUES22

**Enough Time**

NOTIME1M

**Environment**

DRIVLESS, REDCEHME, H2OLESS,  
NOBUYGRN, CARSGEN, INDUSGEN,  
CHEMGEN, WATERGEN, TEMPGEN,  
GENEGEN, NUKEGEN, BUSGRN, PEOPGRN,  
GRNINTL, ECONGRN, HPBMWHY2, BUYPOL,  
GRNCON, GRNECON, HARMSGRN,  
GRNPROG, GRWTHHELP, TOODIFME,  
IHLPGRN, IMPGRN, OTHSSAME,  
HELPHARM, GRWTHARM, GRNPRICE,  
GRNTAXES, GRNSOL, AVOIDBUY,  
GOVSPD1, GRNGROUP, LOCPAR1, CAPA06,  
VULNERAB06, HAZA06, EXPOS06, CAPA25,  
VULNERAB25, HAZA25, EXPOS25, CAPA26,  
VULNERAB26, HAZA26 EXPOS26, CAPA27,  
VULNERAB27, HAZA27, EXPOS27, CAPA28,  
VULNERAB28, HAZA28, EXPOS28, AIRPOL,  
WATERPOL, NOISE, ENTRBUS, ENPRBFAM,  
KNWCAUSE, KNOWSOL, SCIGRN,  
GRNEXAGG, GRNEFFME, GRNSIGN,  
GRNDEMO, KRDOENUF, LDCGRN, PROENV,  
NATENVIR, GOVPER6, WRLDGOVT,  
GOVRES10, INTLMOV3, PUBPAR1,  
SATWORK11, GRNMONEY, NUKEPLT2,  
VALUES19, GROWENVI

**Equal Rights**

RELDIV1, IMMRGHTS

**Equality**

PROUDGRP, CULTBIAS11, CULTBIAS12,  
EQTREAT, EQEDUC, EQJOB, EQLAW,  
EQINC, EQPOWER, EQGENDER,  
EQPROMTN, EQFEMALE, EQREGION,  
GOVRES11

**Ethnic Group**

MELTPOT1, RACMEET, SUCDRACE,  
UNIVEQUL, CULRELAT, MINCULT, FPOLICY5

**European**

COLLGEU, VISITEU, CITZNEU, CITZNEU,  
NEIGHEU, FRNDEU, SONLWEU, SPOUZEU,  
SD1EUR, SD2EUR, SD3EUR

**Event**

SUCCEMP5

**Exhaustion**

TIRED1M

**Experienced**

AGEIMGE1

**Exploitation**

OTHERS2

**External Power**

DCDMID6, KRPJ4

**Extreme Weather**

WEANEIGH



## Extremist

RELEXTM1, RELEXTM2, RELMEET,  
AUTHORT1



## Facebook

INTSNS, SNSFACE, INTSNS16, SNSFACE16,  
SOCINEWS

## Facilities

LTACLMT1, ARTOBS10, SATWORK11,  
NATPARK, ORGDUTY7, ORGFULF7, FACILITY,  
ELDATT08

## Factory

PAYFCTRY, GIVFCTRY, OCCSTA12,  
OCCS1313, OCCST912, OCCST913,  
CNTWHO9, CONTRIO3, CONTRIO4,  
PAYUNSK2, GIVUNSK2, PAYSKIL13,  
PAYWORKR

## Factory Workers

CONTRIO4, PAYWORKR, OCCS1313,  
OCCST913

## Fair

FAIR, PROUDGRP, BEFAIR, ACTLAW,  
ELECFAIR, DISJUS1, DISJUS2, DISJUS3,  
DISJUS4, DISJUS5, DISJUS6, DISJUS7,  
DISJUS8, OFFEQUIT, INSRHIGH, EDUCHIGH,  
PERMGNT1, PERMGNT2, PERMGNT3,  
PERMGNT4, PERMGNT5, PERMGNT6,  
PERMGNT7, FAIR5, HLCAHIGH, KRDJ1,  
KRDJ2, KRDJ3, KRDJ4, KRDJ5, ELECFAI14,  
PROUDGRP16, TAXFAIR

## Family

WRKGRWN, FINRELA, FINREL05,  
SEXROLE2, HUBBYWRK, HBBYWK08,  
PATRACH1, HPBMWHY2, FLEXTIME,  
REDCEHME, CAPA14, VULNERAB14,  
HAZA14, EXPOS14, FAMSAT, FAMSUFFR,  
MEOVRWRK, WG\_SF2, FAMWRK1,  
FAMWRK2, FAMWOR1, WOMENROL,  
HUSBWIFE, PATRACH123, PATRACH223

## Family Members

FAMILY, HOMPOP, SEPAPOP, UNRELAT,  
RELATE, RELATE2, RELATE3, RELATE4,  
RELATE5, RELATE6, RELATE7, RELATE8,  
RELATE9, RELATE10, SEX, AGE, MARITAL,  
AWAY, AWAY2, AWAY3, AWAY4, AWAY5,  
AWAY6, AWAY7, AWAY8, AWAY9, AWAY10,  
WHYAWY, WHYAWY2, WHYAWY3,  
WHYAWY4, WHYAWY5, WHYAWY6,  
WHYAWY7, WHYAWY8, WHYAWY9,  
WHYAWY10, EMPLY, EMPLY2, EMPLY3,  
EMPLY4, EMPLY5, EMPLY6, EMPLY7,  
EMPLY8, EMPLY9, EMPLY10, WHYNOE,  
WHYNOE2, WHYNOE3, WHYNOE4,  
WHYNOE5, WHYNOE6, WHYNOE7,  
WHYNOE8, WHYNOE9, WHYNOE10,  
FEWRKSUP, HUBBYWRK, OTHFRD,  
FIRSTYOU, TIMEPRF3, ORGDUTY5,  
ORGFULF5, ARTOBS05, IDLCHDN,  
HBBYWK08, RELDIFF1, INTLAFF,  
CONTACT1, CONTACT2, CONTACT3,  
CONTACT4, RANK15, NUMBOOKS,  
RECGNITN, STRSSFAM, SUICID11,  
FEELBAD, DEATH5, WRYTRTMT,  
WRYMONEY, CNSLTFAM, ECONFAM,  
OTHFAM, NEEDCARE, ENPRBFAM,  
FPOLICY2, SOCLIMIT, NG1RELA1,  
NG2RELA1, NG3RELA1, NG4RELA1,  
NG5RELA1, DISCRM1, DISCRM2, DISCRM3,  
DISCRM4, DISCRM5, DISCRM6, DISCRM7,  
DISCRM8, CARETM, SPCARETM, SICKCARE,  
CONTACTA, CONTACTB, CNTPOSI,  
POLASK1, INTCHL1, OTHREL1, TRAU08,  
TRAU09, MERCYDTH, SUICIDE133,  
SEXROLE2, PATRACH7, FAMDINN, FAMLEIS,  
HEALR, HEALSP, HEALOP1, HEALOP2,

HEALLP1, HEALLP2, OFFBRIBE, LTAC18,  
LTAC18PL, INCOME, PAYFAM, SFSTAT,  
SPSFSTAT, ORGDUTY7, ORGFULF7,  
VULNERAB10, HAZA10, EXPOS10,  
SATFACE1, VALPRPTY, VALMOVL,  
PAYATT8, STRSSFAM, SATFACE1,  
IDLCHDN14, POLTALK, WHOMBLZ1,  
FAMSATIS, RELFUNER, GRAVEFRQ,  
IDEALFAM, SUCCEMP4, LOCELEC1,  
GENDER2, GENDER3, GENDER4, GENDER5,  
GENDER6, GENDER7, GENDER8, GENDER9,  
GENDER10, OLD2, OLD3, OLD4, OLD5,  
OLD6, OLD7, OLD8, OLD9, OLD10, MAR2,  
MAR3, MAR4, MAR5, MAR6, MAR7, MAR8,  
MAR9, MAR10, HHWHO, PACURRYR,  
MACURRYR, SPWGWKHR, SPWGUNNP,  
SPSFWKHR, FAMRESPO, WRYFAMIL,  
WRYRELAT, HLTHDUTY, F2FFAMFQ,  
GIVELTFM, GIVEECFM, GIVECFRM

## Farmer

POSGEN7, OCCS4113, CONTRIO2,  
PAYFARM, OCCSTA11

## Father

FATOCC15

## Fatigue

SUICIDE134, WOKFAM1, WOKFAM3,  
INTRES4

## Female

FEMPLYMT, FAMSUFFR, HOMEKID,  
FEJOBIND, FEWRKSUP, FEJOBFAFF,  
MAPAID, ABORT1, ABORT2, FORNBRID,  
RIGHT02, FEMWK1, FEMWK2, SAMPAR1,  
EQFEMALE, RIGHT07, EQFEMALE,  
WOMENCHD, WOMENROL

## Financial Support

UAMOPFF, UAFOPFF, MAMOPFF,  
MAFOPFF, MAMLPFF, MAFLPFF, JACOPFF,  
JOPACFF, SEPACFF, SACEPFF, JACLPPF,  
JLPACFF, HELPPARE, HLPECONO,  
GIVEECNF, GIVEECWK, GIVEECNE,  
GIVEECFR, GIVEECNO, GIVEECNN,  
SOCNET5, SOCNET6

## Fine Arts

ASSGRP05, ARTRNYR3, ARTRNDU3,  
CULACT10

## Flood and Typhoon

CAPA1, VULNERAB1, HAZA1, EXPOS1

## Food

CAPA6, VULNERAB6, HAZA6, EXPOS6

## Foreign Acquaintance

ACQTCN, ACQTJP, ACQTTW, ACQTSEA,  
ACQTEUR, ACQTNAM

## Foreign Language

ENGPROF3

## Foreigner

FORNWKER

## Free Time

LTACLMT1, LTACLMT2, LTACLMT3,  
LTACLMT4, LTACLMT5, LTEFF1, LTEFF2,  
LTACPUR1, LTACPUR2, LTACPUR3,  
LTFEEL1, LTFEEL2, LTFEEL3, LTTOGETH,  
LTAC01, LTAC02, LTAC03, LTAC04, LTAC05,  
LTAC06, LTAC07, LTAC08, LTAC09, LTAC10,  
LTAC11, LTAC12, LTAC13, LTAC14, LTAC15,  
LTAC16, LTAC17, LTAC18

## Free Time Activities

LTAC01PL, LTAC04PL, LTAC07PL, LTAC10PL,  
LTAC14PL, LTAC15PL, LTAC16PL, LTAC17PL,  
LTAC18PL

## Freedom

LIFEWILL, VALUES11, SELFLIF1

## Friends

FRIENDS, UNRELAT, HELPHWRK, LENTTO,  
TALKEDTO, HELPJOB, FRDTHINK,  
FRDHELPS, FRDKNOWS, FRDENJOY,  
HELPPFRDS, USEFRDS, DISCPOL,  
CHNGEOTH, UNJSRC6, TIMEPRF4, LTAC07,  
LTAC07PL, LTAC18, LTAC18PL, RELGSTY2,  
FRIEND1, FRIEND2, FRIEND3, FRIEND4,  
FRIEND5, FRIEND6, FRIEND7, FRIEND8,  
COMPFRRD, SEXENJ, INTLAFF, RECGNITN,  
HARDSOC, CNSLTOTH, ECONOTH,  
OTHHLF, FRNDKN, FRNDKCN, FRNDCN,  
FRNDJPN, FRNDEA, FRNDAM, FRNDEU,  
SOCLIMIT, ELDCOG07, POSGEN1,  
POSGEN2, POSGEN3, POSGEN4, POSGEN5,  
POSGEN6, POSGEN7, POSGEN8, POSGEN9,  
POSGEN10, ACQFRN1, JOBACQ, DINEFRN,  
POLASK4, PERTRT2, OTHREL1, OTHREL2,  
OTHREL4, OTHREL6, TRAU07, NG1RELA5,  
NG1RELA5, NG2RELA5, NG3RELA5,  
NG4RELA5, NG5RELA5, WHOMBLZ4,  
LOCELEC4, VALUES18, WRYFRIND,  
BESTFRND, GIVEECFR, GIVECFRR,  
SOCNET7

## Fringe Benefits

ORGFULF4, ORGDUTY4

## Funeral

RELFUNER

## Future

MYTH2, MYTH4, MYTH5, CULTBIAS7,  
HOPELESS, GRNECON, ENERGY,  
FUTENEGY, LOTR3, LOTR323, MYTH218,  
MYTH518, NOFUTURE



## Gambling

FAMGMBL, TELLGMBL

## Game

TELLGAME, FAMGAME, CELLHR, CELLMN,  
LTAC08, GAME, GAMEHOW, KOSPORTO,  
CULACT03, SPGAPUR1, SPGAPUR2,  
SPGAPUR3, SPGAPUR4

## Gender

BORNMF

## Gender Equality

RELWOMEN, RELOBSTA, SPIRITUA

## Generation

GENCONF1, GENCONF2, GENCONF3,  
GENCONF4, GENCONF5

## Good Deed

GOODDEED

## Government

RELGOV, WGSECT, SPWGSECT, PRIPUB,  
MINCULT, AIDKIDS, AIDOLD, WATCHGOV,  
RGHTSMIN, EQTREAT, GOVDOCK,  
GOVNGOS, PROTEST1, PROTEST2,  
PROTEST3, EXTREM1, EXTREM2,  
GOVSUP1, GOVSUP2, GOVSUP3, GOVSUP4,  
GOVSUP5, GOVSUP6, GOVSPD1, GOVSPD2,  
GOVSPD3, GOVSPD4, GOVSPD5, GOVSPD6,  
GOVSPD7, GOVSPD8, GOVRES1, GOVRES2,  
GOVRES3, GOVRES4, GOVRES5, GOVRES6,  
GOVRES7, GOVRES8, GOVRES9,  
GOVRES10, GOVPER1, GOVPER2,  
GOVPER3, GOVPER4, GOVPER5, GOVPER6,  
GOVAUT1, GOVAUT2, GOVAUT3,  
ARCUPOL1, RELLEAD2, GOVEQINC,  
GOVEQINC23, GOVUNEMP, GOVLESS,  
FPOLICY4, MORECFLT, HLCAR3,  
ODAINCR, DONN4, DONN6, POLPAR01,  
POLPAR03, POLPAR04, POLPAR05,



POLPAR06, POLEFF11, POLEFF18, WELFFAIR, POWRORGs, MOREACTN, DECSORGs, CONGOVT, CONLGOVT, PERTRT12, PERTRT13, SPOPN5, REVMEET, OPPOSEGOV, AIDKIDS, AIDOLD, EXCLDIMM, IMMCOSTS, CAPA1, VULNERAB1, HAZA1, EXPOS1, CAPA2, VULNERAB2, HAZA2, EXPOS2, CAPA3, VULNERAB3, HAZA3, EXPOS3, CAPA4, VULNERAB4, HAZA4, EXPOS4, CAPA5, VULNERAB5, HAZA5, EXPOS5, CAPA6, VULNERAB6, HAZA6, EXPOS6, CAPA7, VULNERAB7, HAZA7, EXPOS7, CAPA8, VULNERAB8, HAZA8, EXPOS8, CAPA9, VULNERAB9, HAZA9, EXPOS9, CAPA10, VULNERAB10, HAZA10, EXPOS10, CAPA11, VULNERAB11, HAZA11, EXPOS11, CAPA12, VULNERAB12, HAZA12, EXPOS12, CAPA13, VULNERAB13, HAZA13, EXPOS13, CAPA14, VULNERAB14, HAZA14, EXPOS14, CAPA15, VULNERAB15, HAZA15, EXPOS15, CAPA16, VULNERAB16, HAZA16, EXPOS16, CAPA17, VULNERAB17, HAZA17, EXPOS17, CAPA18, VULNERAB18, HAZA18, EXPOS18, CAPA19, VULNERAB19, HAZA19, EXPOS19, CAPA20, VULNERAB20, HAZA20, EXPOS20, CAPA21, VULNERAB21, HAZA21, EXPOS21, CAPA22, VULNERAB22, HAZA22, EXPOS22, CAPA23, VULNERAB23, HAZA23, EXPOS23, CAPA24, VULNERAB24, HAZA24, EXPOS24, CAPA25, VULNERAB25, HAZA25, EXPOS25, CAPA26, VULNERAB26, HAZA26, EXPOS26, CAPA27, VULNERAB27, HAZA27, EXPOS27, CAPA28, VULNERAB28, HAZA28, EXPOS28, COPE1, POLPAR01, POLPAR04, GOVRES11, INFLGOV1, INFLGOV2, SURVECAM, SURVEINT, DESIRGOV, GOVRGLT, MINIWAGE, MINILIFE, CHSTDJOB, INCPUJOB, RELFREE, INFORAID, GOVRGEN3, OLDWELF1, OLDWELF2, OLDWELF3, COVIDGOV

#### Graduation

GRADUATE, SPGRAD, PAGRAD, MAGRAD, HIEDUCYR, GRADYR

#### Grave

GRAVEFRQ

#### Grocery Shopping

HOUWK5, SPHOUWK5, HELPHWRK

#### Group Activities

PARTCYBR



#### Handicaped

PUBPAR3, RIGHT03

#### Happiness

HAPINSS1, HAPMAR, FAMVAL3, FAMVAL4, HAPPY, RELGSTY1, HAPPINSS, MARHAPPY, INDLIMIT

#### Health

HEALTH, JACOPPP, SACEPPP, JACLPPP, HEALR, HEALSP, HEALOP1, HEALOP2, HEALLP1, HEALLP2, SPGAPUR1, LTACLMT3, ARTOBS08, TABLE, STAIRS, HEALPRB1, HEALPRB2, HARDSOC, ACCPUB2, RIGHT14, ELDCOG08, CAPA5, VULNERAB5, HAZA5, EXPOS5, CAPA6, VULNERAB6, HAZA6, EXPOS6, CAPA7, VULNERAB7, HAZA7, EXPOS7, CAPA8, VULNERAB8, HAZA8, EXPOS8, NATHEAL, HEALTHY, INSRHIGH, HLTHEXAM, NOINSR, TYPEINSR, ACCPUB2, PUBFUND1, HLTHEXAM, CHRONIC, HYPRTN10, DIABET10, HEARTP10, ASTHMA10, OTHPRB, HPBMWHY1, HPBMWHY2, HPBMWHY3, HPBMWHY4, ALTMED1, HLTPBM1, HLPRT2, SOCLIMIT, INSRCOVR, INSRCOV1, INSRCOV2,

INSRCOV3, INSRHIGH, AGEIMGE3, SPOSHLTH, HARDSOC1, HYPERLIP, STROKE21, CANCER21, MENTALIL, MUSCULOS, KIDNEYDI, LIVERDIS, DIGESTIV, HLTHPHYS, HLTHMENT, HLTHDUTY, HLTHROLE, HEALTH23, GOHOSP1M

#### Health Care

GOVPER1, GOVRES3, CAREMED

#### Health Insurance

HLTHINSW

#### Hearing Impairment

DISABIL5

#### Heart Disease

HEARTPRB, HEARTP10

#### Height

HEIGHT

#### Help

LIKEHELP

#### Highest School Level

EDUC, SPEDUC, PAEDUC, MAEDUC

#### History

PROUDHIS16

#### Holy Scripture

READBIBL

#### Honor

PATRACH2, SUICIDE133, PATRACH123, PATRACH223

#### Hospital

GOHOSP1M

#### Hospitalization

INPATNT, INSRCOV3, TRTSAT3

#### House

HOUSTYPE, HOUSOWNS, HOMEROOM

#### House Chores

HOUWK4, SPHOUWK4

#### Household chores

HLPRTHWK, GIVECRFM, GIVECRNF, GIVECRWK, GIVECRNE, GIVECRFR, GIVECRNO, GIVECRNN

#### House Form

HOUSOWNS

#### House Type

HOUSTYPE

#### Human Relations

REMAWRK, REWRKWRK, OTHREL3, SOCDES11, SOCDES12, SOCDES13, ACCMAJTY, NOCOMPLNT, SOCNET10

#### Human Rights

SNHUMAN, HRRESPEC, HREDUC, HRCURR, HRLAW, HRLNTL, HRRESPEC

#### Human Rights Education

HREDUC

#### Human Rights Protection

HRINTL1, HRINTL2, HRINTL3, HRINTL4

#### Husband

HUSBWIFE

#### Hypertension

HYPRTN10, HYPRTNSN, CAPA8, VULNERAB8, HAZA8, EXPOS8



#### Immigrant

IMMCRIME, IMMECON, IMMJOBS, IMMIDEAS, IMMCOSTS, IMMGFILL, IMMHRMPR, IMMLWPRD, IMMSHARE, IMMCNFLT, MORECFLT, MOREPOP, IMMTXINC, IMMDMGE, IMMRGHTS, MOREACTN, GETPBEDU, ACPTCULT, PATRIO4, EXCLDIMM, IMMIGWAY, IMMIREST, NOIMMIGR

#### Income

RINCOME, SPINCOME, INCOME, RXTINC, RXTINCM, SPXTINCM, UNXTINC, SPUNXTN, UNXTINCM, SPUNXTNM, ROEARN, SPOEARN, RHINC, TWOINCS, INCGAP, FINREL05, FINRELA, JUSTPAY, EQINC, INCMFAIR, PAYRESP, PAYEDTRN, PAYSUP, PAYFAM, PAYCHLD, PAYDOJOB, PAYHARD, SATFACE3, GOVEQINC, GOVEQINC23, GOVRES7, ABORT2, ELDPROB3, TAXINCRE, GOODPAYW

#### Incurable Disease

SUICIDE4, MERCYDTH, SUICIDE131

#### Indifference

TRAU20, FOOL4, INTCHL6

#### Individuality

RESPOTH

#### Industrial Accident

CAPA15, VULNERAB15, HAZA15, EXPOS15

#### Infectious Disease

CAPA5, VULNERAB5, HAZA5, EXPOS5

#### Influence

ASKTAKE, ASKGIVE, PROUDPOL, INFLGOV1, INFLGOV2, INFLPOLY, PROUDPOL16

#### Influenza

VACCIN, WRRYINFLU

#### Information

KRPJ6, DCDMID2, SNSATT1, INTERNET, LEARNJOB, CAPA16, VULNERAB16, HAZA16, EXPOS16, OPENGOV, INFORESI, INFOFORE, DIGINFOR

#### Infringement on Individual Human Right and Freedom

CAPA22, VULNERAB22, HAZA22, EXPOS22, CUSINDNA

#### Instagram

SNSINSTA, INTSNS16

#### Interesting Question

KGSSINTR

#### Inter-Korean summit

SNHUMAN

#### International News

INTLNEW1, INTLNEW2, INTLNEW3, INTLNEW4, INTLNEW5, INTLNEW6, SOCINEWS

#### International Organizations

DECSORGs, POWRORGs, GOVNGOS, HRINTL1, HRINTL2, HRINTL3, HRINTL4, WRLDGOVT

#### Internet

INTRNT13, POLNEWS, CONTACT, TVHRS, NEWSHR, NEWSMN, WWWHR, WWWMN, WWWUSE, ACWHO, NUMCNCT, LTAC13, ARCUPOL4, INTSRCH, INT1\_R, INT2\_R, INT3\_R, INT4\_R, INT5\_R, INT6\_R, INT1\_KR,



INT2\_KR, INT3\_KR, INT4\_KR, INT5\_KR, INT6\_KR, INT7\_KR, INTLNEW4, CONTACT1, CONTACT2, CONTACT3, CONTACT4, INTERPOL, NUMCNTCT, HRCIVL3, CONTACTA, CONTACTB, INTCHL1, INTCHL2, INTCHL3, INTCHL4, INTCHL5, INTCHL6, INTCHL7, INTCHL8, INTCHL9, INTRES1, INTRES2, INTRES3, INTRES4, INTRES5, INTRES6, INTRES7, INTRES8, INTRES9, INTRES10, INTRES11, INTRESTM, INTRESMN, INTCHLTM, INTCHLMN, ITUSE01, ITUSE02, ITUSE05, CONTACTA, INTSNS, INTMAIL, INTBLOG, INTCLUB, CLUBTM, CLUBMW, CLUBCLIEN, CLUBDCIN, CLUBILBE, CLUBOTHER, FAMGAME, TELLGAME, DOWNEXP, UPEXP, POLINTER, SURVEINT, POLREPLY, INTMAIL16, INTSNS16, INTCLUB16, INTBLOG16, POLLENJY, REDINTER, EPOLLENJY

#### Interpersonal Skills

AGEIMGE2

①

#### Japanese

VISITJPN, CITZNJPN, COLLGJPN, NEIGHJPN, FRNDJPN, SONLWJPN, SPOUZJPN, SD1JP, SD2JP, SD3JP

#### Job

EQWLTH, FEMPLYMT, FIRMREG, LABORRE, CORRUPT, RGIONLSM, PUBORDER, TAXFAIR, NORTHPOL, EDUPOLCY, WORK, EMPLOY, INCMR, SPINCMR, WHYUNEM, SPWUNEM, UNWKHR, SPUNWKHR, SPUNWKEX, UNWKEXA, SPUNWKEXA, UNWKEX, UNSTAT, SPUNSTAT, UNSUBO, SPUNSUBO, WGSTAT, SPWGSTAT, UNQUITYR, UNWHY, UNJOBINT, UNJOBPSB, UNTRAIN, INDUSTRY, SPIND, OCC, SPOCC, INDUS08, SPIND08, OCC08, SPOCC08, WRKEARN, WRKENJOY, WRKIMP, RSECJOB, RHINC, RPROMOTN, RINTJOB, RWRKINDP, RHLPOTHS, RHLPSOC, RFLEXHRS, RCAREER, FINDJOB, ATTJB403, ATTJB603, ATTJB703, XHAUSTN, PHYSWRK, STRESS, DANGER, JOBSAT, HOUSEWRK, FEWRKSUP, HUBBYWRK, MEOVRWRK, JUSTPAY, PAYDOJOB, PAYHARD, AUTO2, LEARNJOB, WATCHGOV, OPPSEGOV, POLEFF11, GOVDOOK, TIMEPRF1, TIMEPRF2, PAYATT1, PAYATT2, PAYATT3, PAYATT4, PAYATT5, PAYATT6, PAYATT7, PAYATT8, POSAFF3, ATTJB105, ATTJB205, ATTJB305, ATTJB405, ATTJB505, ATTJB605, ATTJB705, ATTJOB8, JAUTO1, JAUTO2, FLEXTIME, FAMWRK1, FAMWRK2, PASTSKIL, PANTSIL, SKILTRAI, SATWORK, ACPTJOB1, ACPTJOB2, SCNDJOB, DISJUS2, AC1EMP, AC2EMP, AC3EMP, AC4EMP, AC5EMP, AC6EMP, AC7EMP, AC8EMP, AC9EMP, AC10EMP, RPAEMP, RMAEMP, SPPEMP, SPMEMP, HOUWK1, SPHOUWK1, HOUWK2, SPHOUWK2, HOUWK3, SPHOUWK3, SEXROLE2, POLPAR01, LTFEEL3, SATFACE4, HBBYWK08, WKNOREST, WKNOLIKE, WKNORSLT, JUSTPAY2, PASECTOR, MASECTOR, PAINDUS, MAINDUS, PAISCO88, MAISCO88, FRSTSECT, FSTIND, FSTISC88, OUTCOME, DINNER, LAUNDRY, CLEANING, RAISE, STRDECLN, HRDSOC, EQUITY2, EQUITY3, EQUITY8, EQUITY9, HEALPRB2, EMOTPRB2, PAIN, PHYBURDN, KEYBOARD, RPTEDACT, SITHEELS, KRDOENUF, KRDJ2, PALEA, PALEATIM, MAINTA, SICKCARE, SHOPPING, CLEANING, DINNER1, WOKFAM1, WOKFAM2, WOKFAM3, WOKFAM4, MAWK, SNSATT5, SATWORK14, SICK1, SICK2, HELPHWRK, JACOPPP, JOPACPP, SEPACPP, SACEPPP, JACLPPP, JLPACPP, OTHFAM, OTHHLP, OTHEXP, CHORTM,

SPCHORTM, MAWRKST, SSFTNYR, SFTENYR, SFTENMO, HOUWK4, HOUWK5, SPHOUWK4, SPHOUWK5, WOMENROL, GOODPAYW, HUSBWIFE, EMPLOY2, EMPLOY3, EMPLOY4, EMPLOY5, EMPLOY6, EMPLOY7, EMPLOY8, EMPLOY9, EMPLOY10, INDUS16A, INDUS16B, OCC16A, OCC16B, OCC16C, OCC16D, OCC16E, SPIND16A, SPIND16B, SPOCC16A, SPOCC16B, SPOCC16C, SPOCC16D, SPOCC16E, PAIND16, PAOCC16, TIRED1M, BURDNEVR, GOVRES1, ATTJB104, UNJSRC, UNJSRC1, UNJSRC2, UNJSRC3, UNJSRC4, UNJSRC5, UNJSRC6, INTLEAVE, LOSEJOB, GOVSUP2, GOVSUP5, GOVSUP6, INTLMOV2, GRNECON, IMMJOBS, JOBACQUS, FIRSTJOB, INCPUJOB, GENCONF3, AGEIMGE3, SELFLIF3, SELFLIF4

#### Justice

PAYJUDGE, GIVJUDGE, OCCST916, OCCS1613, PERTRT16

②

#### Kakao Talk

INTSNS, SNSKAKAO, INTSNS16, SNSKAKAO16, SOCINEWS

#### KGSS

KGSSINTR, KGSSDIFF

#### Korean Culture

FORCULT, IMMDMGE, FORCULO

#### Korean-Chinese

VISITKCN, CITZKCN, COLLGKCN, NEIGHKCN, FRNDKCN, SONLWKCN, SPOUZKCN, KRCHN

#### Koreans

POLEFF20, KRBORNIN, KRCIT, KRLIVED, KRKOREAN, KRTRADTN, KRGOVT, KRFEEL, KRANCSTR, KRFLUENC, FPOLICY1, ADMKRPB, KRCONFUC, BELIKEKR, IMMRIGHTS, IMMJOBS, KRSPORTS, KRCULT, KRCITIZN, SUPERKR, CONFUKOR, TRUEKOR

③

#### Labor Union

CONLABOR, WGUNN, SPWGUNN, UNION1, UNION2, MEMB8, LABORUNI, NECLABOR, UNIONDSR, UNIONACT, UNIONO6

#### Lagging

LAGEBHIN

#### Large Corporations

BIGECO, BIGECOFU, BIGSIZE, BIGECO0, BIGECOF0, CONBUS, PAYEXEC, GIVEXEC, PAYEXEC2, GIVEXEC2, PAYNOVC2, GIVNOVC2, OCCSTA26, OCCS2613

#### Laundering

OLDWHO, HOUWK2, SPHOUWK2, LAUNDRY

#### Law and Order

AUTHORT4, AUTHORT6

#### Lawbreaker

CITIZOUT

#### Lawyer

PAYLAW, GIVLAW, POSGEN2

#### Leadership

AGEIMGE2

#### Leave

SUCCEMP4

#### Leaving Alone

FOOL4, TRAU20

#### Left and Right

LEFTRIGT

#### Legal System

TRTJURI, INNOGUIL

#### Leisure

NATPARK, LEISURE, TIMEPRF5, FAMLEIS, SATFACE5, CHORTM, SPCHORTM, MEMB7, VALEISR, LEISUREI, NATUREFR, LTIME1YR

#### Life

DEATH4, IMPLF1, IMPLF2, KIDJOY, KIDEMPTY, TRAUIMP, CULTBIAS3, CULTBIAS8, FAMILY, FRIENDS, NEIGHBOR, WORK, LEISURE, MONEY, POWER, EDUCATN, HEALTH, RELIGION, SPIRIT2, SPIRIT3, SPIRIT4, SPIRIT5, MYTH4, MYTH5, SUCDWLTH, SUCDPAED, SUCDEDUC, SUCDAMBT, SUCDEFRT, SUCDKNOW, SUCDPOL, SUCDBRIB, SUCDRACE, SUCDREL, SUCDSEX, BESTAGE, ELDCOG11, ELDEXP4, HOPE1, HOPE2, HOPE3, HOPE4, HOPE5, HOPE6, MYTH518, SPIRIT3, NOCAPPRO, GOODDEED, LUCKEFFO, RELIGLIF, MORERISK, NOTIME1M, NOFUTURE, SELFLIF1

#### Limitation of Activities

TABLE, STAIRS

#### Living

UNECOSUP, INDDIFF, WELFFAIR

#### Local Authorities

GOVRGEN1

#### Local Election

LOCELEC1, LOCELEC2, LOCELEC3, LOCELEC4, LOCELEC5, LOCELEC6, LOCELEC7, LOCELEC8

#### Looking For A Job

UNSRCH, SPUNSRCH, FINDJOB

#### Low Birth-rate

CAPA11, VULNERAB11, HAZA11, EXPOS11

#### Luck

LUCKEFFO

④

#### Man-Made Accidents

CAPA15, VULNERAB15, HAZA15, EXPOS15

#### Marriage

OPMARINF, MARFIN, MARKIDS, MARNOMAR, COHABFST, MARHAPPY, MARLEGIT, SINGLPAR, COHABOK, DIVBEST, HAPMAR, SATFACE2, RELDIFF1, FAMVAL3, FAMVAL4, FAMVAL5, FAMVAL7, MARTNU, MARAGE, RFSTMR, SPFSTMR, MARSAT, HOMOMAR, XYMARAGE, XXMARAGE, MARMUST, MARIGOLD, LOVCOHAB, MARABORT, HLPECONO, MARFUTUR, MARFUAGE, HHMARI

#### Mask

COVIDMAS, COVIDFRE, MASKWHT1, MASKWHT2, MASKWHT3, MASKWHT4, MASKWHT5, MASKWHT6, MASKWHT7, MASKWHT8, MASKWHT9

#### Meal

HOUWK1, SPHOUWK1, DINNER, DINNER1, DINE, INTCHL5, SICK1, SICK2, JACOPPP, JOPACPP, SEPACPP, SACEPPP, JACLPPP, JLPACPP, FAMDINN, BEEFFOOD



**Means of Transportation**  
AIRTRAVE, CARHOURS

**Media**  
MEDIAPOL

**Medical Care**  
MEDPROV

**Member of the National Assembly**  
VOTE041, OCCS3113, POLPAR05, ELECNOTE, ELECFAIR, CNTWHO1, VOTE04, VOTE08, VOTE12, POLASK1, POLASK2, POLASK3, POLASK4, POLASK5, POLASK6, POLASK7, POLASK8, VOTE16, VOTE2016PA, CONPEOPL

**Messages**  
SUCCEMP3

**Middle Class**  
INCMIDTX

**Migration Policy**  
MVCONTRY

**Military**  
CONARMY, MILSERVE, HRPUB09, PROUDMIL16

**Minimum Wage**  
MINIWAGE

**Minister**  
PAYMINI

**Minorities**  
RGHTSMIN, RIGHT09

**Money**  
MONEY, ROEARN, SPOEARN, INCOME, WRKEARN, WRKENJOY, BOASTWRK, BSTWK04, TWOINCS, HUBBYWRK, HBBYWK08, IMMCOSTS, BORROW1, BORROW2, LENTTO, SEXROLE2, LTACLMT2, UNXTINC, SPUNXTN, UNXTINCM, SPUNXTNM, RXTINC, SPINTINC, RXTINCM, SPXTINCM, HIGHRTRN, IHLPGRN, DONN6, ELDATT01, CULTBIAS1

**Morality**  
MORALBRN, HELPFUL, HUMNAT, CONFUETH

**Movie**  
CNFILM, KRTV, FORCULT, LTAC02, ARCUPOL4, CULACT02, MOVIEUSA, MOVIEJPN, MOVIECHN, MOVIEEUR, MOVIEVEH, MUSICUSA, MUSICJPN, MUSICCHN, MUSICEUR, DOWNEXP, ASSGRP09, INT5\_R, FORCULO, MEPATAL, MEVIEDO, MEWEBHARD, METORRENT, MEOTHER, INT4\_KR

**Murder**  
TRAU11, VIOLCRM, CAPA14, VULNERAB14, HAZA14, EXPOS14

**Museum**  
CULACT11, ASSGRP13

**Musical**  
CULACT07, ASSGRP01, INTSRCH

⑪

**National Economy**  
IMPORTS, GOVSUP1, GOVSUP2, GOVSUP3, GOVSUP4, GOVSUP5, GOVSUP6, IMPLIMO, NUKEPLT3

**National Human Rights Commission**  
HRPUB01, HRPUB02, HRPUB03 HRPUB04, HRPUB05, HRPUB06, HRPUB07, HRPUB08,

HRPUB09, HRPUB10, HRPUB11, AUTHORT4

**National Interests**  
SELFINT0, KROWNWAY, NUKEPLT9, APATHY1

**National Pension**  
PENSIONW

**Natural Disaster**  
LOCPAR3, NATDISA, CAPA1, VULNERAB1, HAZA1, EXPOS1, CAPA2, VULNERAB2, HAZA2, EXPOS2, CAPA3, VULNERAB3, HAZA3, EXPOS3, CAPA4, VULNERAB4, HAZA4, EXPOS4, TRAU01

**Neighbor**  
NEIFRD, NGHGR, NGHASK, POLASK3, PERTRT3, NEIGHBOR, NG4RELA4, NG5RELA4, POLPAR01, POLPAR03, POLPAR04, POLPAR05, POLPAR06, SEXENJ, SD2JP, SD2TW, SD2CN, SD2SEA, SD2NAM, SD2EUR, CNSLTOTH, ECONOTH, OTHHLP, NEIGHNK, NEIGHKCN, NEIGHCN, NEIGHJPN, NEIGHEA, NEIGHAM, NEIGHEU, UNRELAT, OTHFRD, HELPHWRK, LENTTO, TALKEDTO, HELPJOB, WHOMBLZ3, RELNEIGH, LOCELEC3, WRYNEIGH, GIVELTNE, GIVEECNE, SOCNET1, SOCNET3

**Neutrality**  
POLLNEUT

**News**  
NEWS, NEWSKIND, NEWSKND0, POLNEWS, NEWSHR, NEWSMN, UNJSRC4, INTLNEW1, HRDFOCSD, RECYCLE, OCCS0213, OCCST902, ENGPREF1, POLNEW14

**Noise Pollution**  
LOCPAR1, NOISE

**Non-profit Organization**  
WGSECT, SPWGSECT

**North Korea**  
NORTHWHO, SEDISTAN, CAPA21, VULNERAB21, HAZA21, EXPOS21, NKCLOSE, NKACCEP, NKREFUGE, VISITNK, CITZNNK, COLLGNK, NEIGHNK, FRNDNK, SONLWNK, SPOUZNK, RIGHT08, NORTHPOL, SNHUMAN, NKORDIPL

**Nuclear**  
SNHUMAN

**Nuclear Power Generation**  
NUKEPLT1, NUKEPLT2, NUKEPLT3, NUKEPLT4, NUKEPLT5, NUKEPLT6, NUKEPLT7, NUKEPLT8, NUKEPLT9, NUKPLT10

**Number of Survey Participation**  
SURVEFRQ

⑩

**Obesity**  
PUBFUND3, OBESITY

**Occupation**  
OCCSTA, INDUSTRY, SPOCC, OCCCOM1, OCCCOM2, OCCCOM3, OCCMOBL2, PASECTOR, MASECTOR, PAINDUS, MAINDUS, PAISCO88, MAISCO88, ARTOCC01, ARTOCC02, ARTOCC03, ARTOCC04, ARTOCC05, ARTOCC06, ARTOCC07, ARTOCC08, ARTOCC09, ARTOCC10, ARTOCC11, ARTOCC12, HEALPRB1, HEALPRB2, JOBACQ, EMOTPRB1, EMOTPRB2, RINCOME, SPINCOME, PAYDOC2, GIVDOC2, PAYEXEC2, GIVEXEC2, PAYCLRK2,

GIVCLRK2, PAYUNSK2, GIVUNSK2, PAYMINI2, GIVMINI2, PAYTCHR2, GIVTCHR2, PAYNOVC2, GIVNOVC2, PAYSKIL2, GIVSKIL2, PAYRETL2, GIVRETL2, OCCS0113, OCCS0213, OCCS0313, OCCSTA04, OCCS0513, OCCS0613, OCCSTA07, OCCS0813, OCCS0913, OCCSTA10, OCCSTA11, OCCSTA12, OCCS1313, OCCS1413, OCCS1613, OCCS1713, OCCS1813, OCCSTA19, OCCS2013, OCCSTA21, OCCSTA22, OCCSTA23, OCCS2413, OCCSTA25, OCCS2613, OCCSTA27, OCCSTA28, OCCS2913, OCCS3013, OCCS3213, OCCS3313, OCCSTA34, OCCS3113, OCCS3513, OCCS4413, OCCS3613, OCCS3913, OCCS4013, OCCS4113, OCCS4213, OCCSTA41, OCCSTA42, OCCST901, OCCST902, OCCST903, OCCST931, OCCST905, OCCST906, OCCST932, OCCST908, OCCST909, OCCST910, OCCST911, OCCST912, OCCST913, OCCST914, OCCST915, OCCST916, OCCST917, OCCST918, OCCST919, OCCST920, OCCST921, OCCST933, OCCST923, OCCST924, OCCST925, OCCST926, OCCST927, OCCST928, OCCST929, OCCST930, HLTBPM1, SATJOB1, SATJOB2, SATJOB3, SATJOB4, SATJOB5, SATJOB6, SATJOB7, SATJOB8, SATJOB9, SATWORK13, ROEARN, SPOEARN, WRKEARN, WRKENJOY, WRKIMP, IMMJOBS, PAYSKILL, GIVSKILL, PAYDOC, GIVDOC, PAYEXEC, GIVEXEC, PAYLAW, GIVLAW, PAYSALLES, GIVSALES, PAYFCTRY, GIVFCTRY, PAYJUDGE, GIVJUDGE, PAYUNSKL, GIVUNSKL, PAYMINI, GIVMINI, PAYROCC, GIVROCC, PAYRESP, GRPWORK, ASKTAK, ASKGIVE, SKILTRAI, TRAITERM, CONTRI01, CONTRI02, CONTRI03, CONTRI04, PAYEMPR, PAYFARM, PAYSKIL13, PAYWORKR, MEMB9, LEARNJOB, OCCS3713, OCCS4213, OCCS4313, VAPRFFSN, FATOCC15, PAIND16, PAOCC16

**Old Age**  
AGEING

**Older Worker**  
AGEIMGE1, AGEIMGE2, AGEIMGE3, AGEIMGE4, AGEIMGE5

**Online**  
PARTCYBR, DIGINTER, DIGONLIN

**Operation**  
TRTNEED1, TRTNEED2, TRTNEED3

**Opportunity**  
ELECFAI14

**Optimism**  
LOTR1, LOTR2, LOTR3, LOTR4, LOTR5, LOTR6, LOTR323

**Other Country**  
REBORNKR

**Overseas Country**  
EDUABROD

**Overseas Development Assistance**  
ODAINCR, ODACURR, INFORAID

**Overseas Trip**  
TRVLCN, TRVLJP, TRVLTW, TRVLSEA, TRVLEUR, TRVLNAM

⑨

**Paid Leave**  
PALEA, PALEATIM, PALEABAL, PALEAWHO



**Parents**

HLPECONO, CHDOBEYP, FAMILY16,  
WHYNOTPA

**Part-time Employment**

WGPTFL, SPWGPTFL, SFPTFL, SPSFPTFL,  
WGNOEMP, FULLPART, WRKNOKD,  
WRKBABY, WRKSCH, WRKGRWN, FEMWK1,  
FEMWK2, RWKCHL1, RWKCHL2,  
SPWKCHL1, SPWKCHL2

**Party**

PRTYID03, PRTYPR03, PRTYAB03,  
PRTYID04, PRTYPR04, PRTYAB04,  
PRTYID05, PRTYPR05, PRTYAB05,  
PRTYID06, PRTYPR06, PRTYAB06,  
PRTYID07, PRTYPR07, PRTYAB07,  
PRTYID08, PRTYPR08, PRTYAB08,  
PRTYID09, PRTYPR09, PRTYAB09,  
PRTYID10, PRTYID11, PRTYAB11, PRTYAB12,  
PRTYID12, PRTYID13, PRTYID18, PRTYPR13,  
PRTYPR18, PRTYAB13, VOTE041, VOTE042,  
VOTE071, VOTE101, VOTE121, VOTE131,  
GRPPARTY, ELECFAIR, POLACTVE,  
CHOICES, GRPPART5, RELDIFF2,  
ENQUETE4, PRTYID14, PRTYPR14,  
VOTE141, PRTYAB14, PRTYID16, PRTYID21,  
PRTYPR21, VOTE161, VOTE18, VOTE181,  
VOTE201, VOTE221, THRMATR1,  
THRMATR2, THRMATR3, THRMATR4,  
PRTYMBLZ, PRTYPR16, POLLATT2,  
THRMATR8, THRMATR9, THRMATR10,  
THRMATR11, ASKCADID, THRMATR6,  
THRMATR7, LIKEPRTY1, LIKEPRTY2,  
LIKEPRTY3, LIKEPRTY4, LIKEPRTY5

**Pay**

WRKENJOY, HOUSEWRK, PAYATT1,  
PAYATT2, PAYATT3, PAYATT4, PAYATT5,  
PAYATT6, PAYATT7, PAYATT8, JUSTPAY2,  
PERMGNT1, PAYWHITE, PAYBLUE

**Peacefulness**

CALM

**People with Higher Incomes**

TAXAMT1, GOVEQINC, GOVEQINC23,  
TAXHIGH1, TAXHIGH2, INSRHIGH,  
EDUCHIGH, HLCAHIGH

**People You Live With**

UNRELAT, CONTACTA, RELATE, SEX, AGE,  
MARITAL, AWAY, AWAY2, AWAY3, AWAY4,  
AWAY5, AWAY6, AWAY7, AWAY8, AWAY9,  
AWAY10, WHYAWY, WHYAWY2, WHYAWY3,  
WHYAWY4, WHYAWY5, WHYAWY6,  
WHYAWY7, WHYAWY8, WHYAWY9,  
WHYAWY10, EMPLOY, EMPLOY2, EMPLOY3,  
EMPLOY4, EMPLOY5, EMPLOY6, EMPLOY7,  
EMPLOY8, EMPLOY9, EMPLOY10, WHYNOE,  
WHYNOE2, WHYNOE3, WHYNOE4,  
WHYNOE5, WHYNOE6, WHYNOE7,  
WHYNOE8, WHYNOE9, WHYNOE10,  
NUMCNCT, RELATE2, RELATE3, RELATE4,  
RELATE5, RELATE6, RELATE7, RELATE8,  
RELATE9, RELATE10, GENDER2, GENDER3,  
GENDER4, GENDER5, GENDER6, GENDER7,  
GENDER8, GENDER9, GENDER10, OLD2,  
OLD3, OLD4, OLD5, OLD6, OLD7, OLD8,  
OLD9, OLD10, MAR2, MAR3, MAR4, MAR5,  
MAR6, MAR7, MAR8, MAR9, MAR10,  
HHWHO, HDHEAD, HHSEX, HHAGE,  
HHMARI, HHAWAY, HHWHYAWY, HHEMPLY,  
HHWHYNOE, SPCURRYR

**People's Favor for Business Firms**

FAVOR1, FAVOR2

**People's Rights**

DEMRIGHT, CITIZOUT, VOTRIGHT,  
NOTVOTE, MEDPROV

**People's County/Subcounty/Town of Residence**

REGION1, CLSETOWN

**Performance**

ACHIEVE, DISJUS6, WKNORSLT, OUTCOME,  
PAYATT6

**Personal information**

POLLWRRY

**Personality Trait**

EXTROVRT, CRITICAL, CONSCNTS,  
EMOTIONL, OPEN, INTROVRT, AGREEALE,  
HASTY, CLOSED, EVENTMPD

**Physical Disability**

DISABIL2

**Physical Exercise**

LTAC10, LTAC11, LTAC10PL, SPORTS1,  
SPORTS2, GAME, SPGAPUR1, SPGAPUR2,  
SPGAPUR3, SPGAPUR4, GOOD2WLK,  
EXPHAND, EXPARM, EXPSHLD, EXPNECK,  
EXPWST, EXPKNEE, FREQEXER,  
FREQEX10, ELDTATT08, WALKHRS,  
PHSYHRS

**Play**

CULACT05, ASSGRP07, ARCUPOL5,  
INTSRCH

**Police Officers**

OCCS2913, OCCST929, POSGEN10,  
PERTRT14

**Policy**

EQWLTH, FEMPLYMT, FIRMREG, INFLPOLY,  
WRIGHTC2, LABORRE, CORRUPT,  
RGIONLSM, PUBORDER, TAXFAIR,  
NORTHPOL, EDUPOLCY, CHDOROLD,  
MVCONTRY, NUKPLT10

**Political Meeting**

MEMB1, ATTRALLY, GRPPART5

**Political News**

MEDIAPOL, POLTV, POLRADIO, POLINTER,  
POLNEWS

**Political Orientation**

POLLATT3, PARTYLR

**Political Power**

EQPOWER, RELPOWR, FRIEND6, CAPA24,  
VULNERAB24, HAZA24, EXPOS24, POWER,  
AUTHORT1, AUTHORT2, AUTHORT3,  
AUTHORT4, AUTHORT5, AUTHORT6,  
AUTHORT7

**Political Request**

WHOMBLZ1, WHOMBLZ2, WHOMBLZ3,  
WHOMBLZ4, WHOMBLZ5, WHOMBLZ6,  
WHOMBLZ7, WHOMBLZ8, PRTYMBLZ,  
LOCELEC1, LOCELEC2, LOCELEC3,  
LOCELEC4, LOCELEC5, LOCELEC6,  
LOCELEC7, LOCELEC8, ASKCADID

**Politician**

CNTCTGOV, POLCORRU, POLGREED,  
ENQUETE5, CITVIEWS, THRMATR5,  
THRMATR6, THRMATR7, APATHY1,  
APATHY2, APATHY3, POLLATT5, POLLATT6,  
PEOPLDEC, CITIZREP, POLDECID

**Politics**

ELITEDIF

**Politics News**

POLNEW14, POLREPLY

**Poll**

ENQUETE1, ENQUETE2, ENQUETE3,  
ENQUETE4, ENQUETE5, ENQUETE6,  
POLLATT1, POLLATT2, POLLATT3,  
POLLATT4, POLLATT6, POLLENJY,  
POLLINTE, POLLIMPO, POLLSOCI,  
POLLUSEF, POLLTIME, POLLREQU,  
POLLPRIV, POLLTRD, SAMPTHOUA,  
SAMPTHOB

**Pop Music**

MUSIC4, CULACT08, ASSGRP08

**Position**

WGPOSTN, OCC, SPOCC, PAISCO88,  
MAISCO88, FSTISC88, PAOCC16

**Poverty**

FPOLICY7, CAPA17, VULNERAB17, HAZA17,  
EXPOS17

**Powerful Nations**

CAPA23, VULNERAB23, HAZA23, EXPOS23

**Pray**

PRAYHELP

**Preference**

LIKEHELP

**Presidential Election**

VOTE02, VOTE07, VOTE071, VOTE13,  
VOTE131, VOTE2007, VOTE2012,  
VOTE2012PA

**Press**

POLLATT4, GENCONF2, TRUSTNEW,  
MEDIABIA

**Pride**

KOSPORT0, PRDTOWN, PROUDEM,  
PROUDPOL, PROUDECO, PROUDSSS,  
PROUDSCI, PROUDSPT, PROUDART,  
PROUDMIL, PROUDHIS, PROUDGRP,  
PROUDEM16A, PROUDEM16B,  
PROUDPOL16A, PROUDPOL16B,  
PROUDECO16A, PROUDECO16B,  
PROUDSSS16A, PROUDSSS16B,  
PROUDSCI16A, PROUDSCI16B,  
PROUDSPT16A, PROUDSPT16B,  
PROUDART16A, PROUDART16B,  
PROUDMIL16A, PROUDMIL16B,  
PROUDHIS16A, PROUDHIS16B,  
PROUDGRP16A, PROUDGRP16B

**Privacy Invasion**

CAPA13, VULNERAB13, HAZA13, EXPOS13,  
POLLPRIV, EPOLLPRIV

**Private Firm**

PRIPUB, WGSECT, SPWGSECT,  
COMPRND, PRIVENT, FIRMFAIR,  
PRIFIRM1, PRIFIRM2

**Professional**

AGEIMGE1, UPPERC13

**Promoting Human Rights**

HRCIVL1, HRCIVL2, HRCIVL3, HRCIVL4

**Promotion**

RPROMOTN, FEJOBFAFF, NUMPRMT,  
EQPROMTN, DCDMID1, DCDMID2, DCDMID3,  
DCDMID4, DCDMID5, DCDMID6, DCDMID7,  
DCDMID8, DCDMID9, PERMGNT2, EQUITY1,  
EQUITY4, EQUITY5, EQUITY7, ELDPROB1,  
SATWORK2, ATTJOB3, WORKPLA1

**Property**

CONJPWR4, PATRACH3, INCOME, RXTINC,  
RXTINCM, SPXTINCM, UNXTINC, SPUNXTN,  
UNXTINCM, SPUNXTNM, EQINC, ELDTATT01,  
ROEARN, SPOEARN, PROPCRM



**Prosecutor**  
PERTRT17

**Protest**  
PROTEST1, PROTEST2, PROTEST3

**Public Enterprises**  
CNSRVTV7, SPWGSECT

**Public Funding**  
PUBFUND1, PUBFUND2, PUBFUND3,  
PUBFUND4

**Public Meetings**  
EXTREM1, RACMEET, RELMEET, REVMEET,  
PROTEST1, RELEXTM1

**Public Order**  
PUBORDER

**Public Sector**  
CHSTDJOB, INCPUJOB

**Public Service**  
FIXMISTK, SERVEPEO, CORRUPTN

**Punishment**  
TRAU13, TRAU15, TRAU16

Ⓡ

**Radio**  
POLRADIO

**Reading Books**  
LTAC04, LTAC04PL, ASSGRP10, INT6\_R

**Referendum**  
VOTE02, VOTE04, VOTE041, VOTE042,  
VOTE06, VOTE07, VOTE08, VOTE071,  
VOTE10, VOTE101, VOTE12, VOTE121,  
VOTE13, VOTE131, VOTE14, VOTE141,  
VOTEELEC, ELECVOICE, RELLEAD1,  
ELDEXP9, POLASK1, POLASK2, POLASK3,  
POLASK4, POLASK5, POLASK6, POLASK7,  
POLASK8, REFRNDMS, NOTVOTE,  
ELECVO14, VOTE16, VOTE161, VOTE2007,  
VOTE2012, POLLATT4, VOTE18, VOTE181,  
VOTE20, VOTE201, VOTE22, VOTEDUTY,  
VOTEDUTC

**Regular Worker**  
CHSTDJOB

**Regulation**  
FIRMREG, GOVRGLT

**Relative**  
F2FFAMFQ, GIVELTNF, GIVEECNF,  
GIVECRNF, SOCNET7

**Religion**  
RELSCI2, RELFUN1, RELFUN2, RELDIFF1,  
RELDIFF2, RELDIV1, RELDIV2, RELEXTM1,  
RELEXTM2, RELNW4, RELITEN, RELATNFA,  
RELATNMA, RELATNUP, RELDEN,  
RELDENFA, RELDENMA, RELDENSP,  
RELDENUP, RELFA, RELMA, RELSP,  
RELUP, RELOBJT, RELVIST, RELCNFT,  
RELIG, RELAFFCT, SUCDREL, SCIFAITH,  
DISCRM5, RELIGION, ATTEND, RELMEET,  
GRPRELIG, GRPPART3, TRTRELI,  
RELGSTY1, RELGSTY2, RELGSTY3,  
RELGSTY4, RELACT, SPIRIT6, RELLEAD1,  
RELLEAD2, MEMB5, REGGRP1, REGGRP2,  
REGGRP3, REGGRP4, REGGRP5,  
REGGRP6, REGGRP7, REGGRP8,  
REGGRP9, POLASK5, NG1RELA6,  
NG2RELA6, NG3RELA6, NG4RELA6,  
NG5RELA6, SUCDREL, RELPOWR,  
RELIGIOUS, CONFUCIN, RITECONF,  
RITEBUDD, RITESHIN, RITETAOI, RITECHRI,  
RITEISLA, RITEOTH, RITEDK, VARELIG,

RELTEACH, RELWOMEN,  
READBIBL, RELOBSTA, RELFREE,  
RELNEIGH, RELIGPST, RELIGLIF,  
SOULDESC, RELIGSPOS, RELFUNER,  
SPIRITUL, RELTHINK, LOCELEC5,  
RELEXTM3, RELNW1, RELNW2, RELNW3,  
RELNW7, PRYFREQ, SPIRITUA, PRAYFREQ,  
GODCONC, RELNW1, RELNW2, RELNW3,  
RELNW7, CONFULIV

**Religious Services**  
ATTEND, ATTEND08, RELATNMA,  
RELATNFA, RELACT, RELVIST

**Republic of Korea**  
REBORNKR

**Residential Area**  
URBRURAL, RESSECUR

**Residents Association**  
VANEIBR

**Resource**  
CAPA27, VULNERAB27, HAZA27, EXPOS27

**Respect**  
DEMRIGHT, SOCNET2

**Respondent**  
CURRYR, WGWKHR, WGUNNP, SFWKHR

**Rest**  
LTACPUR2, INTCHL5

**Return to Farming**  
RETURNFM

**Reward**  
REWDEFFT

**Rheumatism Arthritis**  
DIGRHEUM, ARTHRITS

**Right**  
SURVECAM, SURVEINT, INFORESI,  
INFOFORE

**Rite**  
RITECONF, RITEBUDD, RITESHIN,  
RITETAOI, RITECHRI, RITEISLA, RITEOTH,  
RITEDK, RITEGRAV, RITEHOME, CONFURIT

**Rural Area**  
MVCONTRY

Ⓢ

**Sacrifice**  
UPPERCL2

**Sad**  
SAD

**Safety**  
NUKEPLT4, VALUES5, VALUES14

**Same Sex**  
SAMPAR1, SAMPAR2, SEXATT3, HOMOMAR

**Sand Storm**  
LOCPAR1, CAPA3, VULNERAB3, HAZA3,  
EXPOS3

**Satisfaction**  
SATPOL, SATFIN, JOBSAT, SATECO,  
JOBSAT1, SATWORK, LIFESAT, MARSAT,  
SATFACE1, SATFACE2, SATFACE3,  
SATFACE4, SATFACE5, SATFACE6,  
HLCASAT, TRTSAT1, TRTSAT2, TRTSAT3,  
FAMSAT, SATWORK1, SATWORK2,  
SATWORK3, SATWORK4, SATWORK5,  
SATWORK6, SATWORK7, SATWORK8,

SATWORK9, SATWORK10, SATWORK11,  
SATWORK12, SATWORK13, SATWORK14,  
FAMSATIS, WORKPLA2

**School**  
GOVRGEN2, CURRYR, SPCURRYR,  
PACURRYR, MACURRYR

**School Education**  
FRSTSECT, FSTIND, FSTISC88, CARECHLD

**School Life**  
HWDOBEST, NOTABSNT, STDCNTRL,  
CONFDNCE, RECGNITN, OUTCOME

**School Teacher**  
PAYTCHR2, GIVTCHR2, OCCS0913,  
OCCST909, PERTRT11, POSGEN5

**Science**  
RELSCI1, RELSCI2, SCIFAITH, HARMGOOD,  
SCIGRN, PROUDSCI, CAPA16, VULNERAB16,  
HAZA16, EXPOS16, PROUDSCI16

**Security 차안**  
PUBPAR1, GOVSPD3, RESSECUR,  
POLLWRRY

**Self-employed**  
SFWHY, SPSFWHY, EMPSELF, SFSTAT,  
SPSFSTAT, WG\_SF1, WG\_SF2, SFWKHR,  
SPSFWKHR

**Sexual Relation**  
SEXATT1, SEXATT2, SEXATT3

**Shrine**  
SHRINE

**Signature**  
SIGNPET, GRNSIGN, HRCIVL1, PUBPAR4

**Sleep**  
SLEEPHRS, SLEEPQOL

**Smoking**  
FREQSMOK, DURSMOK, TELLSMOK,  
FAMSMOK, TRTNEED1, TRAU13,  
FREQSM10, SMOKEELE

**SNS**  
SNS, SNSUSE, SNSTM, SNSMN, SNSOVER,  
SNSATT1, SNSATT2, SNSATT3, SNSATT4,  
SNSATT5, INTSNS, SNSTWIT, SNSFACE,  
SNSKAKAO, SNSOTHER, SNSTOP,  
SNSSMART, SNSTABLET, SNSINSTA,  
POLSNS, SNSTWIT16, SNSFACE16,  
SNSKAKAO16, SNSOTHER16, SOCINews,  
RELEXTM3

**Social activity**  
SOCNET7, SOCNET9

**Social Class**  
CLASS, CLASS06, RAGECLAS, RANK10,  
UPPERCL1, UPPERCL2, UPPERCL3

**Social Complaint**  
ACTIFDIS

**Social Institution**  
TRTASSB, TRTFIRM, TRTRELI, TRTEDUC,  
TRTJURI, CONBUS, CONCLERG, CONEDUC,  
CONLABOR, CONPRESS, CONTV,  
CONMEDIC, CONGOVT, CONLGOVT,  
CONLEGIS, CONJUDGE, CONSCI,  
CONARMY, CONFINAN, CONBLUHO,  
CONCSO, CONRCH, CONPROS, CONSTAT,  
CONELEC

**Social Media**  
SOCINews



### Social Network

SOCNET10, SIMMONKN, SOCNET1,  
SOCNET4, SOCNET5, SOCNET6

### Social Position

OCCSTA, OCCMOBL2, DISCRM1, KIDPOSI,  
DINE1, DISCDIF1, DISCDIF2, DISCDIF3,  
OCCS0113, OCCS0213, OCCS0313,  
OCCSTA04, OCCS0513, OCCS0613,  
OCCSTA07, OCCS0813, OCCS0913,  
OCCSTA10, OCCSTA11, OCCSTA12,  
OCCS1313, OCCS1413, OCCS1513,  
OCCS1613, OCCS1713, OCCS1813,  
OCCSTA19, OCCS2013, OCCSTA21,  
OCCSTA22, OCCSTA23, OCCS2413,  
OCCSTA25, OCCS2613, OCCSTA27,  
OCCSTA28, OCCS2913, OCCSTA30,  
OCCSTA31, OCCS3213, OCCS3313,  
OCCSTA34, OCCS3113, OCCS3613,  
OCCS3913, OCCS4013, OCCS4113,  
OCCS3513, OCCS4413, OCCS4213,  
OCCS4313, OCCST901, OCCST902,  
OCCST903, OCCST905, OCCST906,  
OCCST908, OCCST909, OCCST910,  
OCCST911, OCCST912, OCCST913,  
OCCST914, OCCST915, OCCST916,  
OCCST917, OCCST918, OCCST919,  
OCCST920, OCCST921, OCCST923,  
OCCST924, OCCST925, OCCST926,  
OCCST927, OCCST928, OCCST929,  
OCCST930, OCCST931, OCCST932,  
OCCST933

### Social Welfare

NATFARE, WELFSPD, PROUDSSS16,  
INCMIDTX

### Sojourner

VOTRIGHT

### South Korea's Economy

SATECO, INTLINC, ECOPROS, INTLMOV1,  
ECONGRN, PROUDECO16

### South Korean Politics

SATPOL, DEMRGHTS, POLPROS, KRGVOT,  
PROUDPOL16

### Speech Impediment

DISABIL6

### Sport

PROUDSPT, GRPSPRTS, LTAC10,  
LTAC10PL, SPORTS1, SPORTS2, GAME,  
TVSPORT1, TVSPORT2, KOSPORT0,  
SPOP1, SPOP2, SPOP3, SPOP4,  
SPOP5, GRPPART1, ASSGRP14, MEMB7,  
PUBPAR2, KRSPORTS, OCCS3613,  
PROUDSPT16

### Spouse

RELIGSPOS, SPOSHLTH

### Standard of Living

PARSOL, STDLVIN, GRNSOL, AIDOLD,  
SOLOK, KIDSSOL, KIDSOL06, GOVRES4,  
GOVRES6, GOVPER2, GOVUNEMP

### Stress

STRESS, DISJUS8, POSAFF4, STRESFUL,  
STRESWHY, STRSSECO, STRSSJOB,  
STRSSFAM, CAPA7, VULNERAB7, HAZA7,  
EXPOS7

### Subordinate

SATWORK7, OBEYSUP, NUMSUP,  
SPNUMSUP, EMSUBO, SPEMSUBO,  
UNSUBO, SPUNSUBO

### Success

CEOLEAD, ABLEMEM, SKILLS, FINSTRUC,  
ETHMANA, BRAND, RELGOV, GETAHEAD,  
SUCCESS1, SUCCESS2, GOVPER1,

GOVPER2, GOVPER3, GOVPER4, GOVPER5,  
GOVPER6, SUCDWLTH, SUCDPAED,  
SUCDEduc, SUCDAMBT, SUCDEFRT,  
SUCDKNOW, SUCDPOL, SUCDBRIB,  
SUCDRACE, SUCDREL, SUCDSEX,  
SUCCESS, HOPE4, SOCDESI3, SUCCEMP1,  
SUCCEMP2, SUCCEMP3, SUCCEMP4,  
SUCCEMP5, SUCCEMPM, VALUES13

### Suffering

DEATH3, TRAU03, TRAU09, HPBMWHY1,  
HPBMWHY2, HPBMWHY3, HPBMWHY4,  
HLTHPHYS

### Suffrage

VOTRIGHT

### Suicide

THNKSUI, THNKSUIYR, PLANSUI,  
PLANSUIYR, ATTMTSUI, ATTMTSUIYR,  
COMMTSUI, SUICIDE131, SUICIDE132,  
SUICIDE133, SUICIDE134, SUICIDE1,  
SUICIDE2, SUICIDE3, SUICIDE4, SUICIDE5,  
SUICIDE6, SUICIDE7, SUICIDE8, SUICIDE9,  
SUICID10, SUICID11, SUICID12, SUICID13,  
SUICID14, SUIKNEW1, SUIKNEW2,  
SUIKNEW3, DEATH9, CAPA7, VULNERAB7,  
HAZA7, EXPOS7

### Superiority

SUPERKR

### Support

ELDCARES, PATRACH4, FEWRKSUP,  
PAYFAM, PAYCHLD, PAYATT8, CAPA10,  
VULNERAB10, HAZA10, EXPOS10, KIDPARS

### Surveillance

SURVECAM, SURVEINT

### Survey Request

SURVEYN, SURVEFRQ

①

### Taiwanese

SD3TW, SD2TW

### Tax

TAXHIGH1, TAXHIGH2, TAXAMT1, TAXAMT2,  
TAXAMT3, HLCATAX, HLCATAX1,  
GRNTAXES, CULTBIAS10, ARCUPOL1,  
IMMTXINC, RINCOME, SPINCOME, INCOME,  
PAYSKILL, GIVSKILL, PAYDOC, GIVDOC,  
PAYEXEC, GIVEXEC, PAYLAW, GIVLAW,  
PAYSALLES, GIVSALES, PAYFCTRY,  
GIVFCTRY, PAYJUDGE, GIVJUDGE,  
PAYUNSKL, GIVUNSKL, PAYMINI, GIVMINI,  
PAYROCC, GIVROCC, GOVSPD1, GOVSPD2,  
GOVSPD3, GOVSPD4, GOVSPD5, GOVSPD6,  
GOVSPD7, GOVSPD8, PAYDOC2, GIVDOC2,  
PAYEXEC2, GIVEXEC2, PAYCLRK2,  
GIVCLRK2, PAYUNSK2, GIVUNSK2,  
PAYMINI2, GIVMINI2, PAYTCHR2, GIVTCHR2,  
PAYNOVC2, GIVNOVC2, PAYSKIL2,  
GIVSKIL2, PAYRETL2, GIVRETL2, TAXINCRE,  
TAXWELF, TAXAUTH01, TAXAUTH02,  
PRIFIRM2, CNSRVT6, TAXFAIR, INCMIDTX,  
TAXBASIC

### Technology

UNTRAIN, ATTJOB8, PASTSKIL, PANTSIL,  
SKILTRAI, ACPTJOB1, DISJUS2, DCDMID8,  
LTACPUR3, FPOLICY6, KRJ2, PUBPAR2,  
WORKSKIL, MYVALUE2, MYVALUE4,  
PROUDSCI, CAPA16, VULNERAB16, HAZA16,  
EXPOS16

### The Blue House

CONBLUHO, HRPUB10

### The Elderly or Aged

ELDCTRL, ELDDISC, ELDC

### The General Election

VOTE04, VOTE042, VOTE08, VOTE12,  
VOTE20, VOTE201, VOTE22, VOTE221,  
POLASK1, POLASK2, POLASK3, POLASK4,  
POLASK5, POLASK6, POLASK7, POLASK8,  
POLTALK, WHOMBLZ1, WHOMBLZ2,  
WHOMBLZ3, WHOMBLZ4, WHOMBLZ5,  
WHOMBLZ6, WHOMBLZ7, WHOMBLZ8

### The Military and Defence

NATARMS, GOVSPD5, PROUDMIL16

### The Most Important Issues for Korea

TOPPROB1, TOPPROB2, ENTRBUS,  
TOPPROB

### The National Assembly

CONLEGIS, ACTLAW, AFFCTLAW, TRTASSB,  
TRUSTCON

### The Old

AIDOLD, GOVRES4, GOVPER2, LTACLMT4,  
RIGHT05, ELDTAGE, ELDESELF, ELDEXP1,  
ELDEXP2, ELDEXP3, ELDEXP4, ELDEXP5,  
ELDEXP6, ELDEXP7, ELDEXP8, ELDTT01,  
ELDTT02, ELDTT03, ELDTT04,  
ELDTT05, ELDTT06, ELDTT07,  
ELDTT08, ELDTT09, ELDTT10,  
ELDTT11, ELDDISC, ELDPROB2,  
ELDPROB3, ELDPROB4, ELDPROB5,  
OLDWHO, OLDPAY, CARETM, SPCARETM,  
PUBPAR3, GOVSPD6, CAREAGED,  
CHDOROLD, GENCONF1, GENCONF2,  
GENCONF3, GENCONF4, GENCONF5,  
OLDWELF1, OLDWELF2, OLDWELF3,  
OLDCONT1, OLDCONT2, OLDCONT3,  
GOVRGEN1, GOVRGEN2, GOVRGEN3,  
OLDGOVBE, OLDBURDE, OLDPOLPW

### The Opposite Sex

HATOPSEX

### The Pros and Cons

CNSRVTV1, CNSRVTV2, CNSRVTV3,  
CNSRVTV4, CNSRVTV5, CNSRVTV6,  
CNSRVTV7, CNSRVTV8, CNSRVTV9,  
CNSRVTV10, ACHIEVE, NATIONAL

### The Success of Business

CEOLEAD, ABLEMEM, SKILLS, FINSTRUC,  
BRAND, RELGOV, SUCCESS1, SUCCESS2

### The Supreme Court

CONJUDGE, PAYJUDGE, GIVJUDGE

### The UN

HRINTL1, UNPOWER, UNRGHTS

### The Unemployed

GOVRES6, GOVUNEMP

### The Way of Spending Time

TIMEPRF1, TIMEPRF2, TIMEPRF3,  
TIMEPRF4, TIMEPRF5, SELFIF6

### Trade Union

UNIONDSR, UNFAIR3, GRPWORK, WGUNNP,  
SPWGUNNP

### Traditional Medicine

ALTMED1, ALTMED2, VISITMD, VISITALT,  
TRTSAT2

### Training

PAYEDTRN, TRAITERM, TRAIEND, UNTRAIN,  
SKILTRAI, PERMGNT7, EDUABROD

### Trait

ACCOTH

### Transparency

ELECOT14



Treatment

MYTH3, WRYTRTMT, ACUPNTUR, HERB, MASSAGE, PUBFUND2, KRMD2, KRMD5, TRTWHY1, TRTWHY2, TRTWHY3, TRTWHY4, TRTPOS1, TRTPOS2, TRTSAT1, TRTSAT2, TRTSAT3, INSRCOV2, INSRCOV3, ACUPNTR1, MOXIBUS1, CUPPING1, ACUPRES1

Trust

TRUST, CONBUS, CONCLERG, CONEDUC, CONLABOR, CONPRESS, CONTV, CONMEDIC, CONGOVT, CONLGOVT, CONLEGIS, CONJUDGE, CONSCI, CONARMY, CONFINAN, CONBLUHO, CONCSO, CONRCH, CONPROS, CONSTAT, CONELEC, CANTRUST, GOVDOOK, TRTASSB, TRTFIRM, TRTRELI, TRTJURI, TRTEDUC, RELSCI2, CONSCNTS, TRUST5, SCIFAITH, CONFEDUC, CONFEDI, KRMD1, PERTRT1, PERTRT2, PERTRT3, PERTRT4, PERTRT5, PERTRT6, PERTRT7, PERTRT8, PERTRT9, PERTRT10, PERTRT11, PERTRT12, PERTRT13, PERTRT14, PERTRT15, PERTRT16, PERTRT17, SNSATT1, SNSATT3, OTHREL7, APATHY3, POLLATT1, RELIABLE, TRUSTCOL, TRUSTNEW, TRUSTBUI, TRUSTCON, POLLRELI

TV

CONTV, TVKIND, KRTV, LTAC01, LTAC01PL, TVSPORT1, TVSPORT2, SPOPN2, TVFAV1, TVFAV2, ITUSE04, ITUSE05, HRDFOCSD, MEPATAL, MEVIEDO, MEWEBHARD, METORRENT, MEOTHER, TVHRS, MOVIEUSA, MOVIEJPN, MOVIECHN, MOVIEEUR, ASSGRP12, INTLNEW3, POLTV

TV drama

ARTOCC10, KRDRAM, ASSGRP12

Twitter

INTSNS, SNSTWIT, INTSNS16, SNSTWIT16

U

Unemployment

ACPTJOB1, ACPTJOB2, ACPTJOB3, ACPTJOB4, UNWKHR, SPUNWKHR

Unemployment Benefits

UNEMPBEN

Unification

UNIFI

Universal Basic Income

MINILIFE, TAXBASIC

V

Vaccine

COVIDFRE, VACCINE

Values

VALUES1, VALUES2, VALUES3, VALUES4, VALUES5, VALUES6, VALUES7, VALUES8, VALUES9, VALUES10, VALUES11, VALUES12, VALUES13, VALUES14, VALUES15, VALUES16, VALUES17, VALUES18, VALUES19, VALUES20, VALUES21, VALUES22

Video

DOWNEXP, UPEXP, MEVIEDO, LTAC01, LTAC01PL, CULACT02, MOVIEUSA, MOVIEJPN, MOVIECHN, MOVIEEUR, TELLGAME, FAMGAME

Violence

INTCHL3, TRAU08, VIOLCRM, CAPA14, VULNERAB14, HAZA14, EXPOS14

Virtue

VIRTUECHD

Visual Impairment

DISABIL4

Volunteer

OLDCONT1, VOLUN12M

Volunteer Activities

PUBPAR1, PUBPAR2, PUBPAR3, MEMB3

W

Wage

DCDMID11, DCDMID21

War

WARPOS

Waste

CAPA28, VULNERAB28, HAZA28, EXPOS28, NUKEPLT5

Water Pollution

WTRNEIGH

Weight

WEIGHT, WGHTPREF, CHNGWGHT

Welfare

WELFFAIR, FPOLICY1, IMMTXINC, WELFSPD, NATFARE, PROWELF, TAXWELF, CNSRVT4, OLDWELF1, OLDWELF2, OLDWELF3

Westerner

SUPERKR

Wife

HUSBWIFE

Wish

WISHPLAC, PRAYHELP

Work

WORKEDUC, WORKSKIL, WORKMAYR, WKNOREST, EMSUBO, SPEMSUBO, NUMSUP, SPNUMSUP, SNSATT5, JOBSAT1, JOBSAT2, JOBSAT3, PERMGNT5, PAYATT7, RDUTY3, RFULF3, RDUTY5, RFULF5, OFFBRIBE, WRIGHTC1, WRIGHTC2

Working Hours

SUCCEMP1, GWGKHR, SFWKHR, SPWGKHR, SPSFWKHR

Working Overtime

SUCCEMP2

Workplace

SATWORK1, SATWORK2, SATWORK3, SATWORK4, SATWORK5, SATWORK6, SATWORK7, SATWORK8, SATWORK9, SATWORK10, SATWORK11, SATWORK12, SATWORK13, SATWORK14, FIRSTJOB, WORKEDUC, WORKSKIL, WORKMAYR, GETJOB1, GETJOB2, GETJOB3, CNSLTOTH, ECONOTH, OTHHLP, REMAWRK, REWRKWRK, COWRKFRD, OTHFRD, HELPJOB, ORGDUTY7, ORGFULF7, SKILTRAI, WGSTAB, SPWGSTAB, WGSECT, SPWGSECT, WGNOEMP, HELPORGI, PROUDWRK, BOASTWRK, ATTJB103, ATTJB203, ATTJOB3, ATTJB403, ATTJOB5, ATTJB603, ATTJB703, WRKEARN, WRKENJOY, WRKIMP, EMPEEDPD, EMPERDPD, DISJUS1, DISJUS2, DISJUS3, DISJUS4, DISJUS5, DISJUS6, DISJUS7, DISJUS8, DCDMID1, DCDMID2, DCDMID3, DCDMID4, DCDMID5, DCDMID6, DCDMID7, DCDMID8, DCDMID9, DCDAFT1, DCDAFT2, DCDAFT3, DCDAFT4, WGTENYR,

WGTENMO, SPWGNTYR, SPWGNTMO, OFFDAYS, SD1JP, SD1TW, SD1CN, SD1SEA, SD1NAM, SD1EUR, NUMPRMT, PAYATT1, PAYATT2, PAYATT3, PAYATT4, PAYATT5, PAYATT6, PAYATT8, STRSSJOB, HRDSOC, PERMGNT1, PERMGNT2, PERMGNT3, PERMGNT4, PERMGNT5, PERMGNT6, PERMGNT7, UNFAIR1, UNFAIR2, UNFAIR3, UNFAIR4, UNFAIR5, UNFAIR6, UNFAIR7, UNFAIR8, ORGFULF1, ORGFULF2, ORGFULF3, ORGFULF4, ORGFULF5, ORGFULF6, ORGFULF7, ORGFULF8, RFULF1, RFULF2, RFULF3, RFULF4, RFULF5, RFULF6, EQUITY1, EQUITY2, EQUITY3, EQUITY4, EQUITY5, EQUITY6, EQUITY7, EQUITY8, EQUITY9, COLLGNK, COLLGKCN, COLLGCN, COLLGJPN, COLLGEA, COLLGAM, COLLGEU, HPBMWHY2, TRTWHY2, INDUSTRY, SPIND, JOBSAT, HLPORG04, BSTWK04, PRDWK04, SKILUSE, JOBSAT1, JOBSAT2, JOBSAT3, SKILUSE, FNDNEWJB, ILM, AUTO2, TURNINT, DISCPOL, CHNGEOTH, NG1RELA3, NG2RELA3, NG3RELA3, NG4RELA3, NG5RELA3, POLASK2, PERTRT4, WOKFAM1, WOKFAM2, WOKFAM3, WOKFAM4, SUCCEMP1, SUCCEMP2, SUCCEMP3, SUCCEMP4, SUCCEMP5, SUCCEMPM, WORKPLA1, WORKPLA2, INDUS16A, INDUS16B, OCC16A, OCC16B, OCC16C, OCC16D, SPIND16A, SPIND16B, SPOCC16A, SPOCC16B, SPOCC16C, SPOCC16D, SPIND16, FORNWKER

Y

Yoga

SPIRITUL

Young People

GENCONF1, GENCONF2, GENCONF3, GENCONF4, GENCONF5



